

SPARK

Virginia Evans - Jenny Dooley

1

Student's Portfolio



Express Publishing

Published by Express Publishing

**Liberty House, Greenham Business Park, Newbury,
Berkshire RG19 6HW**

Tel.: (0044) 1635 817 363

Fax: (0044) 1635 817 463

e-mail: inquiries@expresspublishing.co.uk

<http://www.expresspublishing.co.uk>

© Virginia Evans – Jenny Dooley, 2011

Design and Illustration © Express Publishing, 2011

Illustrations: Victor, Kyr, Angela, Simon Andrews © Express Publishing, 2011

First published 2011

Made in EU

All rights reserved. No part of this publication may be reproduced, stored in a retrieval system, or transmitted in any form, or by any means, electronic, photocopying, or otherwise, without the prior written permission of the publishers.

This book is not meant to be changed in any way.

ISBN 978-0-85777-928-1

Photocopying

The publishers grant permission for the photocopying of the resource activities and tests for classroom use only. School purchasers can make copies for use by their staff and students only. Individual teachers can make copies for their own use or for use by the students they teach. Under no circumstances may any part of this book be photocopied for resale.

Contents

Language Biography pp. 4-7

Module 1

Resource Activities 1 pp. 8-9

Pairwork Activities 1 pp. 10-11

Portfolio Activities 1 p. 12

Game p. 13

Module 2

Resource Activities 2 pp. 14-15

Pairwork Activities 2 pp. 16-17

Portfolio Activities 2 p. 18

Game p. 19

Module 3

Resource Activities 3 pp. 20-21

Pairwork Activities 3 pp. 22-23

Portfolio Activities 3 p. 24

Game p. 25

Module 4

Resource Activities 4 pp. 26-27

Pairwork Activities 4 pp. 28-29

Portfolio Activities 4 p. 30

Game p. 31

Module 5

Resource Activities 5 pp. 32-33

Pairwork Activities 5 pp. 34-35

Portfolio Activities 5 p. 36

Game p. 37

Module 6

Resource Activities 6 pp. 38-39

Pairwork Activities 6 pp. 40-41

Portfolio Activities 6 p. 42

Game p. 43

Module 7

Resource Activities 7 pp. 44-45

Pairwork Activities 7 pp. 46-47

Portfolio Activities 7 p. 48

Game p. 49

Module 8

Resource Activities 8 pp. 50-51

Pairwork Activities 8 pp. 52-53

Portfolio Activities 8 p. 54

Game p. 55

Language Biography

All About Me!

Name: _____

Date of birth: _____

Age: _____

Place of birth: _____

I am in my _____ year of English.

My English Teacher's name: _____

Read and put a tick (✓) or a cross (X).

Some members of my family speak English.

Some members of my family are from an English-speaking country.

I often read English books, magazines, etc.

I often watch English TV programmes.

I often listen to English songs.

I have extra English lessons.

There is someone at home who speaks English to me.

I have contact with people from English-speaking countries.

I have visited/lived in the following English-speaking countries:

Country (ies):
.....
.....
.....
.....
.....

How I Learn!

Think about the easiest ways for you to learn something new. Read the sentences below and choose. You can choose more than one.

1 I understand words/sentences better if I

- A listen to them on cassette/CD.
- B listen to my teacher saying them.
- C see them written.
- D see, listen and do something with them.
- E other

2 I learn words/phrases better if I

- A listen to them on cassette/CD.
- B listen to my classmates saying them.
- C read them.
- D write them.
- E repeat them.
- F act them out, sing them, etc.
- G they are part of a video/DVD, etc.
- H other

3 I can express myself best if I

- A already know all the words I need to use.
- B know some of the words I need to use.
- C use mime, objects and pictures to help me.
- D have some life experience on the subject.
- E other

4 I learn best if I work

- A on my own.
- B in pairs.
- C in a group/team.
- D other

5 I am more eager to learn if

- A I know why I'm doing an activity.
- B I know an activity will help me.
- C I am rewarded.
- D an activity will help me to find out more about the things I like.
- E other

6 I understand grammar rules better if

- A they are explained to me in my mother tongue.
- B I compare them with my mother tongue.
- C I find them through exploring a text.
- D other

My World of English!

Make a note of what you do in English.

The stories/poems I know in English

.....

.....

.....

The songs I can sing in English

.....

.....

.....

The videos/DVDs/cartoons I've watched in English

.....

.....

.....

Language Biography

Now I Can ...!

Here is what you will be able to do in English at this level. Every now and then, for instance once a month, you will need to check your progress. For this reason you should use a pencil so that you can change and/or add things as you go along. You can use the following code:

| | | |
|----------------|--------|------------------|
| Very Well: ✓✓✓ | OK: ✓✓ | Not Very Well: ✓ |
|----------------|--------|------------------|



Listening

I can ...

- understand and follow orders and instructions.
- connect what I hear to a picture, object, etc.
- understand a simple dialogue about a topic I know.
- understand songs and chants and accompany them with mime and gestures.
- understand simple descriptions of people, places or activities.
- understand simple questions about me and my experiences.
- understand simple illustrated stories, fairy tales, etc.
- understand other people when they speak slowly and clearly.
- understand a simple video about a topic I know.



Reading

I can ...

- connect words to pictures.
- choose words from a list to complete dialogues, texts, etc.
- understand simple illustrated stories, fairy tales, etc.
- understand and follow simple instructions.
- understand simple texts about other cultures.
- understand simple words and sentences to play a game.
- find information from a simple text about a topic I know.
- understand simple sentences, short paragraphs, etc.
- understand simple written messages, notices, posters, etc.



Speaking

I can ...

- give simple information. (e.g. the time, the position of an object etc).
- give simple information about myself (e.g. name, age, nationality, job, etc).
- give simple descriptions (e.g. directions, daily routine, free-time activities etc).
- talk about what I can see in a picture.
- sing a song or a chant.
- ask and answer simple questions in English.

- take part in a conversation about a topic I know.
- buy things.
- express my tastes and preferences.
- socialise
- introduce myself/others



Writing

I can ...

- copy words, sentences without making mistakes.
- write basic words, sentences said by my teacher or classmates.
- organise information into sentences or simple paragraphs.
- write short, simple sentences and paragraphs about topics I know.

Future Plans!

What would you like to do in the future to improve your English? How can you learn more about other people and other countries? Choose and write. You can also use your own ideas.

I WOULD LIKE TO ...

- | | |
|---|---|
| • read English stories, magazines, etc | • use the Internet |
| • watch English films, TV programmes, etc | • write to people from other countries |
| • listen to English songs | • visit other countries |
| • talk to English people | • find information about other countries and cultures |

.....
Date


.....
Date

.....
Date

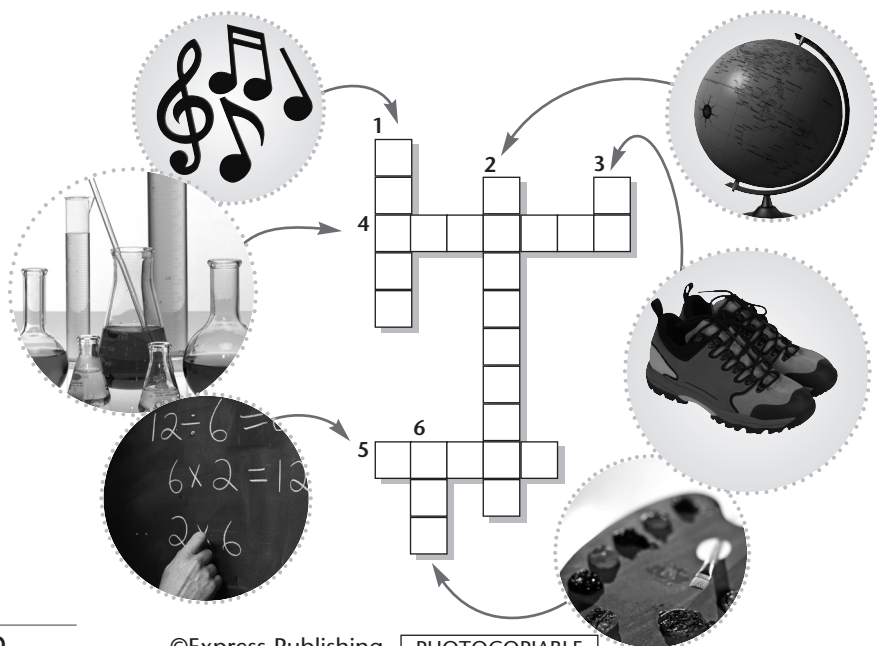
Vocabulary

1 Match the sports with the pictures.

- | | | | |
|----------------------------|-----------|----------------------------|------------|
| 1 <input type="checkbox"/> | tennis | 5 <input type="checkbox"/> | hockey |
| 2 <input type="checkbox"/> | badminton | 6 <input type="checkbox"/> | gymnastics |
| 3 <input type="checkbox"/> | swimming | 7 <input type="checkbox"/> | basketball |
| 4 <input type="checkbox"/> | football | | |



2 Do the crossword. Write the school subjects.



3 What nationality is each person?

- Anna is from the USA.
She is
- Jack is from Russia.
He is
- Sarah is from Spain.
She is
- Luke is from France.
He is
- Natalie is from Italy.
She is

Grammar

4 Underline the correct form of the verb *to be*.

- I'm/'s from Italy.
- They isn't/aren't from Mexico.
- Is/Are she Portuguese?
- "Is/Are Maria and Rosa sisters?"
"Yes they are/is."
- He isn't/aren't British.
- We's/'re from China.

5 Choose the correct item.

- I/Me am Italian. **Where/Who** is her/ she from?
- Look at **they/them**. **They/Them** are sisters.
- Who/What** is her name? **Her/She** name is Martha. **She/her** is from Spain.
- We/Us** are 14 years old. **How old/How many** is she/her?
- What nationality are **they/them**? **They/Them** are Chinese.
- Where/When** is your birthday? **It/He** is in June.

Reading


6 Read the text and answer the questions.

**The Purcell School
for Young Musicians**

The Purcell School of Music in Watford, England, isn't an ordinary school. It's a school for young people who are very good musicians. There are 175 students at the school, aged from 9 to 18 years old. Some students live at the school and some go home every day when they finish their classes.

All the students in the school have to practise their musical instruments every day, sometimes for more than six hours! Many students learn to play more than one musical instrument and some also learn how to write music. Students also study normal school subjects like English, Maths and Science, but music is always at the centre of everything that happens at the school. There are over 150 concerts at the school each year when parents can come to watch their children perform.

For students at the Purcell School of Music, music is the most important part of their daily lives. This is why many of the students who go to the school become famous musicians after they leave.



- 1 Where is the Purcell School of Music?
.....
- 2 How many students go to the school?
.....
- 3 Does every student live at the school?
.....
- 4 How many hours a day do students have to practise playing their instruments?
.....
- 5 Does every student at the school play more than one instrument?
.....

- 6 Around how many concerts take place at the school each year?
.....
- 7 Who comes to watch the students play at their concerts?
.....
- 8 What happens to many students when they leave the school?
.....

Writing

- 7 a) Think about your school and make notes. What is it called? Where is it? How many students are there? What subjects do the students study?
- b) Write about your school using your notes from Ex. 7a and the text in Ex. 6 as a model.

Work with Student B. Ask the questions below and complete the membership card. Then answer Student B's questions using the information on your membership card.

Membership Card

| | |
|---------------------------|-------------|
| Name: | Kate Miller |
| Age: | 16 |
| Nationality: | British |
| Favourite subject: | Art |
| Favourite sport: | gymnastics |




Membership Card

- what / name?
- how / old?
- where from?
- favourite subject?
- favourite sport?

Work with Student A. Answer Student A's questions using the information on your membership card. Then ask Student A the questions below and complete the membership card.

Membership Card



Name: Jonathan Smith
Age: 15
Nationality: American
Favourite subject: History
Favourite sport: basketball

Membership Card

- what / name?
- how / old?
- where from?
- favourite subject?
- favourite sport?

Portfolio Activities



Name: Date: Class:

Who are you? Write about yourself and your school. Stick or draw pictures of you and your school in the spaces below.

Picture of yourself

Picture of the school

Name:

Name of School:

Age:

Address:

Country:

Class:

What lessons do you do every day? Write your timetable below.

English

Music

Art

Design and
Technology (D&T)

Geography

History

Information & Communication
Technology (ICT)

Science

Maths


Physical
Education (PE)

| TIME | MONDAY | TUESDAY | WEDNESDAY | THURSDAY | FRIDAY |
|------|--------|---------|-----------|----------|--------|
| | | | | | |
| | | | | | |
| | | | | | |
| | | | | | |
| | | | | | |


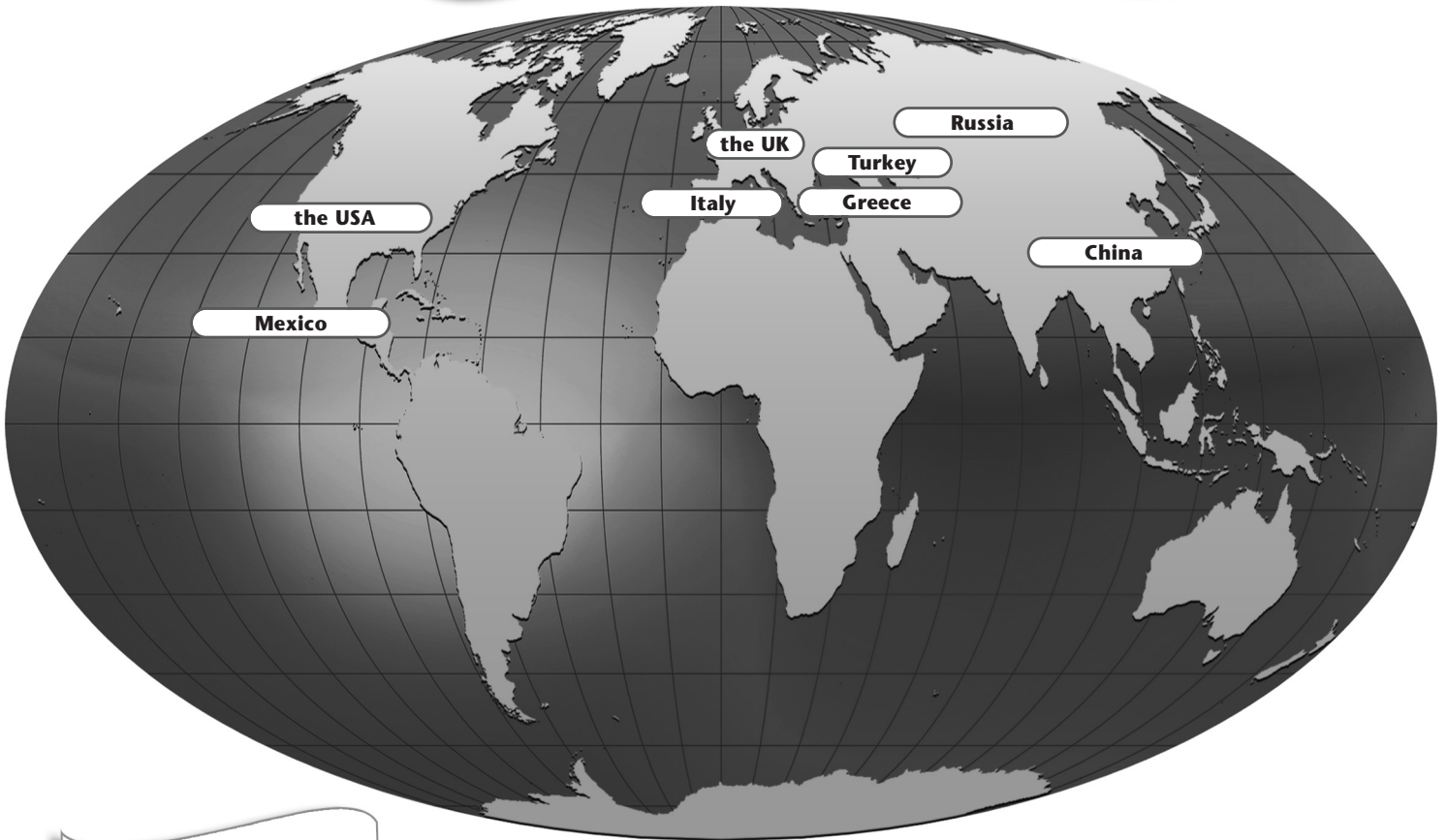

Match the flags to the countries. Then write the nationalities.




1



3



5




7



Vocabulary

- 1 Fill in:** *notebook, sunglasses, bicycle, guitar, cap.*
- The sun is out and Sally has got her on.
 - Can you ride a ?
 - Put your on your head.
 - Tom can play the very well.
 - Put your and pen in your schoolbag.

2 Label the parts of the body.




4 Circle the correct item.


- Bill and John **have** / **has** got video games.
- I **has** / **have** got a watch.
- We **hasn't** / **haven't** got bicycles.
- Have** / **Has** Shrek got a plump body? Yes, he **have** / **has**.
- They **haven't** / **hasn't** got pens and pencils.


5 Write the plurals.


- | | | |
|-----------------|-----------------|----------------|
| 1 toy - | 3 woman - | 5 lady - |
| | | |
| 2 child - | 4 brush - | |
| | | |


6 Fill in: *this, these, that, those.*

1 are skateboards. 

2 is a basketball. 

3 is a guitar. 

4 are pens. 

5 is an umbrella. 

Grammar

3 Underline the correct word.

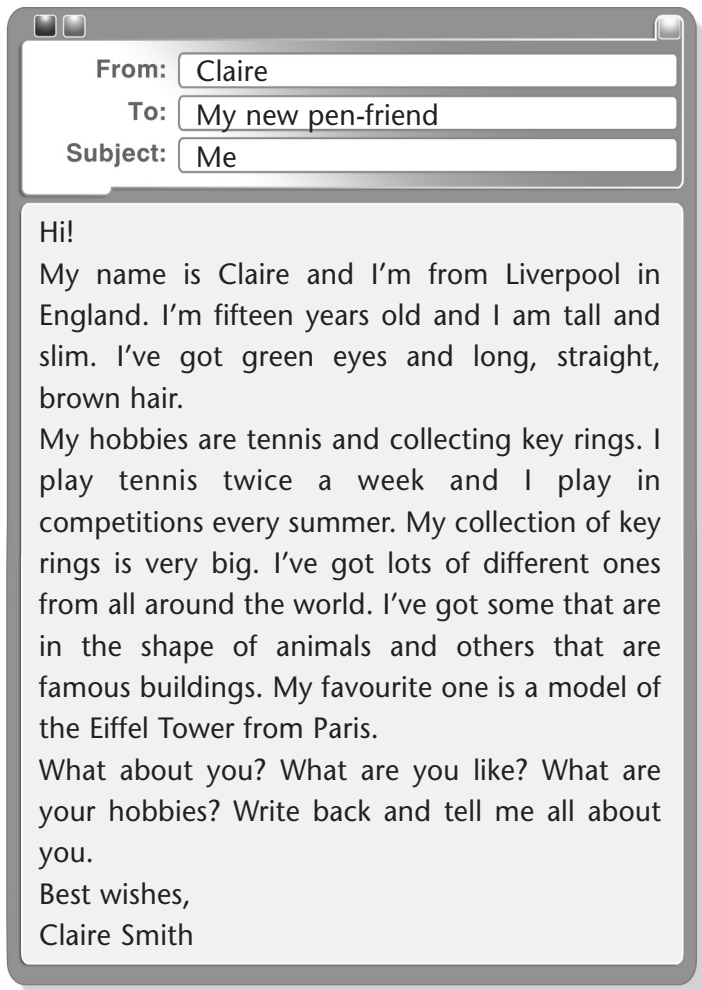
- They/Their have got a pet cat.
- Your/You handbag is very nice.
- He/His has got a comic book.
- I/My brother has got a camera.
- We/Our house is big.

7 Fill in the gaps with can/can't.

- Mary run fast? Yes, she
- Bob drive a car? No, he
- your sister speak Spanish? Yes, she
- Jim and Ted swim? No, they
- Helen play the guitar? Yes, she

Reading

8 Read the email and answer the questions.



- 1 How old is Claire?
.....
- 2 What nationality is she?
.....
- 3 What does she look like?
.....
- 4 How often does she play tennis?
.....
- 5 What is her favourite key ring?
.....

Writing

9 Write an email in reply to Claire. Describe yourself and include.

- your name, age & nationality
- the colour of your hair and eyes
- your size and height
- your hobbies
- your skills and abilities

Use the email in Ex. 8 as a model. Begin like this.

To: Claire
 From:
 Subject: Me

Hi!
 My name is

Work with Student B. Ask the questions below to find out information about the museum. Then answer Student B's questions about the souvenir shop.

Laura's Shop
Open: Mon - Sat 9:00am - 4:00pm
Sun 9:00am - 12:00pm

Souvenir Shop
hats, mugs,
key rings
and lots more

12 Apple Street Tel: 01265-932095

The Action Figure and Doll Museum

- address?
- open / Sundays?
- opening hours?
- tickets / £?
- telephone?

Work with Student A. Answer Student A's questions about the museum. Then ask the questions below to find out information about the souvenir shop.



The Action Figure & Doll Museum

The world's biggest collection of action figures and dolls.

Monday – Saturday 9:00am - 8:00pm
For more information, call 0161 392 0002

Tickets: Adults £10
Students £6

32 Dalton Street

Souvenir Shop

- name / shop?
- what / sell?
- closed / Sundays?
- address?
- telephone number?

Can you ...?

What can you do? Ask your friends and family what they can and can't do. Put a tick (✓) or a cross (X). Who's the winner?



| name | play the guitar | dance | ride a bike | sing | play basketball | run fast | dive |
|------|-----------------|-------|-------------|------|-----------------|----------|------|
| | | | | | | | |
| | | | | | | | |
| | | | | | | | |
| | | | | | | | |
| | | | | | | | |
| | | | | | | | |
| | | | | | | | |
| | | | | | | | |
| | | | | | | | |
| | | | | | | | |

Now write your results.

I can

My best friend can

My mum can

My dad can

My brother/sister can

You need a dice and some counters. Take turns to roll the dice and move your counter the same number of squares the dice shows. Complete the sentence, write the plural or opposite, or name the object or cartoon character in each square. If you can't, you miss a turn. The player who reaches the finish first wins. Good luck!

Start

1



2



3

..... you got a guitar ?

4

Has he got a bicycle?
Yes, he

5

one tomato
four

10



9

one baby –
two

8

..... man over there is Mr Jones.

7



6

fat ≠
.....

11



12

tall ≠
.....

13



14



15

one child
five

20

Name four body parts

19

..... you dance well?

18



17

That is my book and are my pencils.

16

big ≠
.....

21

old ≠
.....

22



23

This is a notebook and are comic books.

24

one foot
two

Finish