

---

**SEVERE SERVICE SKID STEER BUCKETS**

---

**GROUP 1**

700 LB. & UNDER OPERATING CAPACITY

BOBCAT 440/443/453	PATRIOT 200G
CASE 1816/1818	PRIME MOVER LS70/LS75
GEHL 360/RL20G/RL14D/RL20D/RL20DX	
JOHN DEERE 3375	THOMAS T-83
NEW HOLLAND L250/L255/LS125	TOYOTA 3SDKY

---

<u>MODEL</u>	<u>WIDTH</u>	<u>HEAPED CAPACITY</u> Cubic Foot	<u>WEIGHT</u>	<u>RETAIL</u>
--------------	--------------	--------------------------------------	---------------	---------------

**DIRT & FOUNDRY**



1DF36	36"	5.1	130	\$734
1DF42	42"	6.6	145	\$854
1DF48	48"	8.0	160	\$913
1DF54	54"	10.0	200	\$975

**UTILITY**



1U48	48"	10.0	140	\$913
1U54	54"	12.0	180	\$1,088

**SNOW (LIGHT MATERIAL)**



1S54	54"	11.0	170	\$1,338
------	-----	------	-----	---------

**LIGHT DUTY PALLET FORKS**







AI-155301	36"		150	\$1,200
-----------	-----	--	-----	---------

**SEVERE SERVICE SKID STEER BUCKETS**

**GROUP 2**

701 TO 975 LB. OPERATING CAPACITY

BOBCAT 543/553	PATRIOT 250G
CASE 1825/1825B	PRIME MOVER L-930
GEHL 3310/3410/3615/3725	THOMAS T-95S
MUSTANG 920	TOYOTA 3SDK5

	<u>MODEL</u>	<u>WIDTH</u>	<u>HEAPED CAPACITY</u> Cubic Foot	<u>WEIGHT</u>	<u>RETAIL</u>
<b>DIRT &amp; FOUNDRY</b>					
	2DF48	48"	6.6	175	\$999
	2DF54	54"	8.8	195	\$1,121
	2DF60	60"			\$1,425
<b>LANDSCAPE (LOW PROFILE)</b>					
	2L48	48"	7.0	185	\$1,100
	2L54	54"	9.0	200	\$1,219
<b>UTILITY</b>					
	2U48	48"	10.0	190	\$1,095
	2U54	54"	12.0	210	\$1,219
<b>SNOW (LIGHT MATERIAL)</b>					
	2S54	54"	13.6	235	\$1,338
	2S60	60"	15.0	260	\$1,461

---

**SEVERE SERVICE SKID STEER BUCKETS**

---

**GROUP 3**

976 TO 1350 LB. OPERATING CAPACITY

BOBCAT 610/643/700/743/751/753	KOEHRING 1050
CASE 1835C/1840/1838 Uniloader	MUSTANG 342/2040
CAT 216	NEW HOLLAND L451/L452/L454/L455/LX465/LX485
DAEWOO DSL 601	NEW HOLLAND LS140/LS150
GEHL 3825/4612/4615/4525/4625	PATRIOT 300D
HYDRA-MAC 1200/1300	PRIMEMOVER 1300
HYUNDAI HSL610	SCAT TRACK 1300D
JCB 208S	THOMAS T-103S/T-135S
JOHN DEERE 570/575	

---

<u>MODEL</u>	<u>WIDTH</u>	<u>HEAPED CAPACITY</u> Cubic Foot	<u>WEIGHT</u>	<u>RETAIL</u>
--------------	--------------	--------------------------------------	---------------	---------------

**DIRT & FOUNDRY**



3DF54	54"	9.7	280	\$1,522
3DF60	60"	10.9	300	\$1,585
3DF66	66"	11.7	320	\$1,645

**LANDSCAPE (LOW PROFILE)**



3L54	54"	12.0	320	\$1,591
3L60	60"	14.0	340	\$1,670
3L66	66"	16.0	360	\$1,707
3L72	72"	18.0	380	\$1,829

**UTILITY**



3U54	54"	12.0	295	\$1,522
3U60	60"	13.5	310	\$1,585
3U72	72"	18.0	570	\$1,829

**SNOW (LIGHT MATERIAL)**



3S60	60"	20.0	350	\$1,462
3S66	66"	23.0	390	\$1,585
3S72	72"	26.0	420	\$1,707
3S84	84"	29.0	460	\$1,829

---

**SEVERE SERVICE SKID STEER BUCKETS**

---

**GROUP 4**

1351 TO 1750 LB. OPERATING CAPACITY

BOBCAT 763/763H/773/843	MUSTANG 960/2050/2060/2060 HI-FLOW
CASE 1840/1845C	NEW HOLLAND L555/L565/LX565/LX665/ LS160/LS170
CAT 226/228/236	PATRIOT 1545/400D
DAEWOO 50/1760XL	POSI-TRACK
GEHL 240/250/1750/4635/4835/SL5625	SCAT TRAK 1500D/1500DX/1750D
HYDRA-MAC 1700/1700D	THOMAS T-173HLS
JCB 165 ROBOT	TOYOTA SDK7
JOHN DEERE 240/250/675B/2060/ 4475/5575/6676/7775	

<u>MODEL</u>	<u>WIDTH</u>	<u>HEAPED CAPACITY</u> Cubic Foot	<u>WEIGHT</u>	<u>RETAIL</u>
--------------	--------------	--------------------------------------	---------------	---------------

**LANDSCAPE (LOW PROFILE)**



4L66	66"	15.5	430	\$1,829
4L72	72"	17.5	470	\$1,948
4L84	84"	21.0	510	\$2,044

**UTILITY**



4U54	54"		420	\$1,396
4U60	60"	14.8	440	\$1,498
4U66	66"	16.5	460	\$1,670
4U72	72"	21.0	500	\$1,857

**LOW PROFILE HIGH CAPACITY SNOW BUCKET**



4S66STD	66"	23.5	530	\$1,256
4S72STD	72"	25.5	550	\$1,357
4S84STD	84"	30.0	625	\$1,662
4S90STD	90"	32.0	680	\$1,829

\* Recommended for Skid Steers with enclosed cabs

**HIGH PROFILE SEVERE SERVICE SNOW (LIGHT MATERIAL)**



4S60	60"	20.0	360	\$1,462
4S66	66"	23.0	390	\$1,585
4S72	72"	26.0	420	\$1,707
4S84	84"	32.0	480	\$2,072
4S90	90"	38.0	500	\$2,324
4S96	96"	42.0	520	\$2,577

Dirt & Foundry and Other Specialty Buckets available upon request.  
Please call the office for a price quote.

**SEVERE SERVICE SKID STEER BUCKETS**

**GROUP 5**

1751 TO 2200 LB. OPERATING CAPACITY

BOBCAT 863/863H/943	JOHN DEERE 260 332
CASE 75XT	KOEHRING 2110/2150
CAT 246	MUSTANG 2070/2070 HI-FLOW
GEHL 5635/6625	NEW HOLLAND 781/783/784/785/8875/LX865/LX885LS180
HYDRA-MAC 20C/2050	SCAT TRAK 2000D/2000DX
HYUNDAI HSL810	TCM 820 Articulating Loader
JCB 185 ROBOT	

<u>MODEL</u>	<u>WIDTH</u>	<u>HEAPED CAPACITY</u> Cubic Foot	<u>WEIGHT</u>	<u>RETAIL</u>
--------------	--------------	--------------------------------------	---------------	---------------

**LANDSCAPE (LOW PROFILE)**



5L66	66"	16.5	425	\$2,180
5L72	72"	17.5	480	\$2,300
5L84	84"	24.0	550	\$2,418

**UTILITY**



5U66	66"	19.6	560	\$2,169
5U72	72"	22.0	590	\$2,410
5U84	84"	27.0	650	\$3,209

**LOW PROFILE HIGH CAPACITY SNOW BUCKET**



5S72STD	72"	25.5	550	\$1,357
5S84STD	84"	30.0	625	\$1,662
5S92STD	92"	32.0	680	\$3,209

\* Recommended for Skid Steers with enclosed cabs

**HIGH PROFILE SEVERE SERVICE SNOW (LIGHT MATERIAL)**



5S84	84"	38.0	590	\$2,434
5S90	90"	48.0	698	\$2,681
5S96	96"	56.0	785	\$3,216

Dirt & Foundry and Other Specialty Buckets available upon request.  
Please call the office for a price quote.

**GROUP 4 & 5 - SEVERE SERVICE SKID STEER ATTACHMENTS & SPECIALTY BUCKETS**

<u>MODEL</u>	<u>WIDTH</u>	<u>HEAPED CAPACITY</u> Cubic Foot	<u>WEIGHT</u>	<u>RETAIL</u>
--------------	--------------	--------------------------------------	---------------	---------------

**HIGH-DUMP BUCKET (ROLL-OUT)**

Designed to give Skid Steer loaders that extra dumping height in special job applications.



AI-29610	60"	5/8 cubic yard	700	\$6,989
AI-29620	66"	3/4 cubic yard	750	\$7,215
AI-29630	72"	1.0 cubic yard	800	\$7,437
AI-29640	84"	1.25 cubic yard	850	\$7,668
AI-29650	92"	1.50 cubic yard	900	\$7,890

**HYDRAULIC 4-IN-1 BUCKET**



AI-29754	54"	13	495	\$5,647
AI-29760	60"	14	578	\$5,680
AI-29762	62"	14	580	\$5,709
AI-29767	67"	15	620	\$5,760
AI-29772	72"	16	700	\$6,158
AI-29778	78"	18	753	\$7,077

**OPTIONAL WELD ON TOOTH**

Includes adaptor, point and pin

AI-29773	Teeth for 60", 62", and 67" Bucket			\$294
AI-29774	Teeth for 72" Bucket			\$329

**LHD BUCKET (LOAD-HAUL-DUMP)**

Designed for all Slurry Mixes, Granular Material, Concrete Placement, Fertilizer, etc. Optional bolt on cutting edges.



4LHD54	54"	20	500	\$1,661
4LHD60	60"	23	600	\$1,857
4LHD66	66"	25	700	\$2,053
4LHD72	72"	30	750	\$2,246
4LHD76	76"	38	800	\$2,637
4LHD84	84"	38	850	\$3,027
4LHD90	92"	48	900	\$3,416

**ROCK BUCKET**



AI-17560	60"	9 cubic feet	360	\$1,948
AI-17562	62"	14 cubic feet	470	\$2,312
AI-17566	66"	15 cubic feet	520	\$2,554
AI-17572	72"	29 cubic feet	570	\$2,800
AI-17578	78"	32 cubic feet	640	\$2,922
AI-17584	84"	42 cubic feet	700	\$3,045
AI-17590	90"	50 cubic feet	900	\$3,300

**GROUP 4 & 5 - SEVERE SERVICE SKID STEER ATTACHMENTS & SPECIALTY BUCKETS**

<u>MODEL</u>	<u>WIDTH</u>	<u>HEAPED CAPACITY</u> Cubic Foot	<u>WEIGHT</u>	<u>RETAIL</u>
--------------	--------------	--------------------------------------	---------------	---------------

**SCRAP/DEMOLITION BUCKET WITH SEVERE SERVICE GRAPPLE**



AI-11554	54"		450	\$5,643
AI-11560	60"		520	\$5,831
AI-11568	68"		720	\$6,076
AI-11572	72"		760	\$6,317
AI-11576	76"		800	\$6,281
AI-11584	84"		850	\$7,347
11-100-CC	Cylinder Covers (set)		25	\$90
11-100-TJ	Tiger Jaws (set)		25	\$168

**SIDE DUMP BUCKET**

Designed for dumping of material in hard to maneuver areas.



AI-29650	60"	1/2 cu. yd. Capacity	550	\$7,912
AI-29660	66"	5/8 cu. yd. Capacity	575	\$8,158
AI-29675	72"	3/4 cu. yd. Capacity	600	\$8,276
AI-29680	84"	7/8 cu. yd. Capacity	650	\$8,397
		Left-Hand Dump Standard		
		For Right Hand Dump add		\$370

**MUCKING BUCKET with Grapple**



5MB60	60"	20.0	520	\$5,005
5MB66	66"	23.0	570	\$5,374
5MB72	72"	26.0	630	\$5,723
5MB84	84"	32.0	660	\$6,073
5MB90	90"	38.0	690	\$6,423
5MB96	96"	42.0	720	\$6,773

For buckets without grapple deduct \$1600

**GROUP 4 & 5 - SEVERE SERVICE SKID STEER ATTACHMENTS & SPECIALTY BUCKETS**

**MODEL                      DESCRIPTION                      WEIGHT                      RETAIL**

**MOUNTING PLATES FOR HYDRAULIC HAMMERS**



AI-24510	Hammer Bracket (Hammer to Mini-Excavator)	75	\$688
AI-245101P	Single Position Hammer Bracket (Hammer to Skid Steer)	250	\$1,541
AI-245102P	2 Position Hammer Bracket (Hammer to Skid Steer)	500	\$1,550
AI-24510CB	2 Position Combination Bracket (Hammer to Mini-Excavator to Skid Steer)	500	\$2,234

**SKID STEER MOUNTING PLATES**

Allows skid steers with quick hitches to adapt buckets or other attachments to skid steers.



AI-27600	Thomas	100	\$509
AI-27610	New Holland - Lug Style	93	\$483
AI-27620	Bobcat 953		\$483
AI-27630	Case Tool Tach	67	\$399
AI-27632	Universal Melroe Style (Melroe Bobcat, Case, Cat, New Holland, John Deere, etc.)	67	\$362
AI-27640	Gehl	53	\$509
AI-27660	Mustang Old Style	77	\$483
AI-27670	HMI (Hydro-Mac)	70	\$483
AI-27680	Scat-Trak	70	\$483

**3-POINT HITCH BRACKET**

Allows Skid Steer loaders to use all Category I 3-point hitch tractor attachments.



AI-29850		140	\$897
----------	--	-----	-------

**SKID STEER ASPHALT CUTTER**

Comes standard with Skid Steer Quick Hitch.



AI-135SS	16" Wheel	265	\$3,464
	Optional Weight Box	50	\$898



**GROUP 4 & 5 - SEVERE SERVICE SKID STEER ATTACHMENTS & SPECIALTY BUCKETS**

**MODEL DESCRIPTION WEIGHT RETAIL**  
**LIGHT DUTY QUICK HITCH**

Allows hooking up to all universal Attachments International and Bobcat attachments.



**Machines 600-2000 lb.**

LDQH	Small Wheel Loaders & Utility Tractor/Loaders with Kubota L-35, 680, 681, 515 Small AG Loaders	205	\$1,422
------	------------------------------------------------------------------------------------------------	-----	---------

**HEAVY DUTY QUICK HITCH**

Allows hooking up to all universal Attachments International and Bobcat attachments.



HDQH	Small Wheel Loaders & Utility Tractor/Loaders with Z-Bar Linkage <b>Machines 2000-4000 lb.</b> Komatsu Kubota 410, 420, 510, 520 Swinger TCM Yanmar V-3, V-4, V-5 <b>Machines 4000-6000 lb capacity</b>	300	\$2,893
	<b>Machines 6000 lb and over capacity</b>		\$3,452
			\$4,198

**HYDRAULIC TILT QUICK HITCH**



Replaces Standard Skid Steer Hitch and allows attachments to tilt 15 degrees in each direction.

HTQH		300	\$3,825
------	--	-----	---------

I Mounts directly to all Bobcat Style Quick Hitches



HTQHU		300	\$3,825
-------	--	-----	---------

I Replaces standard skid steer hitch  
 HLQH

300	\$3,825
-----	---------



---

**GROUP 4 & 5 - SEVERE SERVICE SKID STEER ATTACHMENTS & SPECIALTY BUCKETS**

---

**3 SHANK RIPPER ASSEMBLY**



For ripping compacted soil, hard pan, etc.  
 Comes with 3 Ripper Shanks.

AI-16512	12" Shank	210	\$1,488
AI-16513	Replacement Shank with Point		\$98
AI-16514	Replacement Points		\$25

**HORIZONTAL GRAPPLE (NURSERY or BALL)**



AI-28710	N/A	667	\$8,725
----------	-----	-----	---------

\*\* Includes hydraulic cylinders & hoses mounted on Grapple \*\*

\*\* Includes quick coupling mounting plates \*\*

(Specify brand of skid steer when ordering)

**OPTIONS**

AI-28720	Self-aligning Teeth (6 shanks & points)	per set	\$322
AI-28730	Floor with Cutting Edges (Allows filling with loose material and allows clamping small objects)		\$1,157
AI-28740	Wrapper Extensions (Increase height to 40" and increases capacity for use on light weight material)		\$642

**LANDSCAPERS TREE SPADE (Not Hydraulic)**



AI-18516	16" Blade	290	\$2,055
AI-18525	25" Blade	305	\$2,440
AI-18516RB	16" Replacement Blade		\$512
AI-18525RB	25" Replacement Blade		\$642

**BLOCK FORKS**



Block Forks are adjustable 6" to 43" and include mounting frame and carriage  
 backrest. 4 Tines are Standard. For additional Tines call for price.

AI-15642	4 Tines w/48" Tine Length	550	\$3,078
AI-15642S	6 Tines w/48" Tine Length	750	\$4,409

**GROUP 4 & 5 - SEVERE SERVICE SKID STEER ATTACHMENTS & SPECIALTY BUCKETS**

**MODEL                      DESCRIPTION                      WEIGHT                      RETAIL**

**PALLET FORKS**



All Pallet Forks are adjustable 6" to 43" and include mounting frame and carriage backrest.

AI-15536	36"	300	\$1,785
AI-15542	42"	340	\$1,900
AI-15548	48"	350	\$1,977

**OPTIONS**

AI-155DFP	Dual Fork Positioners, 16" movement		\$1,840
AI-155SSH	Side Shift Hydraulics, 8" movement	600	\$2,450
AI-155ROT	For Hydraulic Rotator Add		\$7,216

**PIPE GRAPPLE FORKS**



AI-28900	Adjustable from 18" to 46"		\$5,584
----------	----------------------------	--	---------

**PULPWOOD/FORKLIFT COMBINATION**



AI-14642	42" Forks w/adjustable tines, 6" to 52"	500	\$8,213
----------	-----------------------------------------	-----	---------

**RETRO-FIT GRAPPLES**

These grapples are available with generic mounting brackets to adapt to customer's buckets or forks. Minor modifications may be necessary.

**LIGHT DUTY                      (Shown mounted on bucket, BUCKET NOT INCLUDED)**



AI-21900S	3 Tine	120	\$1,399
AI-21900	4 Tine	135	\$1,620

**MEDIUM DUTY                      (Shown mounted on bucket, BUCKET NOT INCLUDED)**



AI-21910	54" Wide Standard	220	\$1,926
AI-21910SP	66" Wide for 84" & 92" Buckets		\$2,450

**SEVERE SERVICE                      (Shown mounted on bucket, BUCKET NOT INCLUDED)**



AI-21911	Grapple	300	\$3,324
11-100-CC	Cylinder Covers	each	\$97

**GROUP 4 & 5 - SEVERE SERVICE SKID STEER ATTACHMENTS & SPECIALTY BUCKETS**

	<u>MODEL</u>	<u>DESCRIPTION</u>	<u>WEIGHT</u>	<u>RETAIL</u>
<b>MANURE FORKS</b>				
	AI-27866S	66"	500	\$1,925
	AI-27872S	72"	550	\$2,035
	AI-27878S	78"	600	\$2,141
	Optional Medium Duty Grapple		add	\$1,620
<b>SEVERE SERVICE ROOT RAKES</b>				
	AI-27966R	66"	700	\$4,094
	AI-27972R	72"	750	\$4,353
	AI-27984R	84"	850	\$4,877
	AI-27992R	92"	900	\$5,150
	Optional Heavy Duty Elephant Trunk Grapple		add	
<b>EXTREME SERVICE MINING BUCKET RAKES</b>				
	AI-27966S	66"	700	\$4,034
	AI-27972S	72"	750	\$3,961
	AI-27984S	84"	850	\$4,487
	AI-27992S	92"	900	\$4,759
	Optional Medium Duty Grapple		add	\$1,926
<b>BALE SPEAR</b>				
	AI-26550	Shown	243	\$1,157
	AI-26551	2 Spear		\$1,472
	AI-26552	3 Spear		\$2,324
<b>BLAST HOLE STEMMER</b>				
	AI-BHS			\$7,473

**GROUP 4 & 5 - SEVERE SERVICE SKID STEER ATTACHMENTS & SPECIALTY BUCKETS**

**MODEL                      DESCRIPTION                      WEIGHT                      RETAIL**

**SUPER LAND PLANE**

Maximum efficiency for leveling all soil types.



AI-28950	72"	790	\$2,151
Optional Scarifier			\$783
AI-28951	84"	890	\$2,351
Optional Scarifier			\$783
AI-28952	92"	990	\$2,724
Optional Scarifier			\$934
For Hydraulic Cylinder		add	\$465
For Optional 3-point Cat. I Hitch		add	\$233

**SNOW BLADES**

Manual Angle 30° left or right. Price includes Skid Shoes.



AI-22260	60"	670	\$3,068
AI-22272	72"	770	\$3,553
AI-22284	84"	843	\$4,106
AI-22296	96"	950	\$4,684
AI-22297 (Hydraulic Angle Option)			\$2,705
Hydraulic Tilt Option		add	\$3,233

**V SNOW PLOW**

Fast, efficient snow removal on sidewalks and paths.



AI-28910	48"	505	\$6,344
AI-28911	60"		\$7,091
AI-28912	84"		\$7,464

**SNOW BLIZZARD**



AI-29400	6'		\$4,310
AI-29410	8'		\$4,897
AI-29420	10'		\$5,389
AI-29430	12'		\$5,782
			\$285

**BALL HITCH ADAPTOR**

Ball NOT included.



AI-25530		41	\$285
----------	--	----	-------

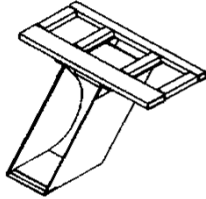
**RECEIVER HITCH**

Wholegoods Price List  
Updated April 2008  
Prices subject to change without notice

150                      \$505  
Freight not included in retail prices  
Hydraulic hoses up to the "T" included  
Contact sales for more information

**GROUP 4 & 5 - SEVERE SERVICE SKID STEER ATTACHMENTS & SPECIALTY BUCKETS**

**TRENCHING BUCKET**



Allows Skid Steer loaders to dig trenches up to 18" deep. Bury sprinkler, telephone, electric and water lines.


<u>MODEL</u>	<u>DESCRIPTION</u>	<u>WEIGHT</u>	<u>RETAIL</u>
AI-29508	8" Optional Teeth	add	\$2,641 \$110

**CONCRETE PLACEMENT BUCKET**



54"	5/8 cu yd	add	\$2,269 \$253
	Optional Chute		

**BOLT ON REVERSIBLE CUTTING EDGE** (5/8" x 8" Double Bevel Cutting Edge)



<u>BUCKET SIZE</u>	<u># OF HOLE</u>	<u>WEIGHT</u>	<u>RETAIL</u>
42"	4		\$227
44"	4		\$233
54"	5		\$248
60"	7		\$255
66"	6		\$264
70"	8		\$268
72"	8		\$272
74"	8		\$275
76"	7		\$279
84"	9		\$287
90"	8		\$296
94"	10		\$301
100"	9		\$304

**TOOTHBARS** (1" thick tooth - 1/2" X 4 grader blade)



<u>WIDTH</u>	<u># OF TEETH</u>	<u>WEIGHT</u>	<u>RETAIL LIFETIME TEETH</u>	<u>RETAIL REPLACEABLE TEETH</u>
42"	5	46 lb.	\$651	\$678
44"	6	51 lb.	\$660	\$691
54"	7	62 lb.	\$672	\$705
60"	7	66 lb.	\$680	\$712
66"	7	69 lb.	\$696	\$724
70"	8	72 lb.	\$705	\$732
72"	8	74 lb.	\$705	\$732
74"	8	76 lb.	\$705	\$732
76"	9	78 lb.	\$717	\$643
84"	10		\$736	\$760