



# FIFA 18

**FIFA®**  
OFFICIAL  
LICENSED  
PRODUCT

Emirates

# CONTENTS

- 05 COMPLETE CONTROLS
- 14 THIS YEAR IN *FIFA*
- 15 STARTING THE GAME
- 16 PLAYING THE GAME
- 18 THE JOURNEY

- 19 FIFA ULTIMATE TEAM (FUT)
- 23 KICK OFF
- 23 CAREER
- 25 SKILL GAMES
- 25 ONLINE

*FIFA 18* on PC allows you to play the game on a variety of control devices. For the best experience, we recommend using the Xbox One Wireless Controller. The controls listed throughout the manual assume that you are using a Xbox One Wireless Controller. If you're using a different gamepad controller, note that in the FIFA Launcher, if you select GAME SETTINGS > BUTTON ICONS, you can toggle between numeric and the **X**, **Y**, **A**, **B** style of icons. If you are a keyboard or keyboard and mouse player, *FIFA 18* on PC also allows you to see keyboard icons/keys in-game. This is defined when you launch the game and reach the screen that says, "Press START or SPACE". This defines your default control device. If you have an Xbox One Wireless Controller and press the **Menu** button at this point, you will see the button icons that you've selected in the previously mentioned FIFA Launcher. If you press **SPACEBAR** on this screen, you will see keyboard icons represented throughout.

When editing control mappings in-game, note that whatever device you advance with to enter the Controller Settings screens is the device that the game allows you to adjust your control mappings for. For example, you may have set your default device as a controller but if you press **ENTER** to go into Controller Settings, you will see screens related to keyboard and mouse control settings. You can also toggle between Keyboard + Mouse and Keyboard Only as your control device on the Controller Settings screen.

## KEYBOARD + MOUSE CONTROLS

In *FIFA 18*, you can choose to use keyboard and mouse to play the game. This design allows for keyboard players to experience features in the game such as skill moves, pointing to open space for through balls, creating run paths for teammates, and man marking on defense.

**NOTE:** These are the default Classic Controls. Alternate and two-button are also available. You can customise key mappings to Actions by selecting the key you want to adjust and pressing **ENTER**. However, the following keyboard and mouse buttons are hard-coded and cannot be changed: left-click, right-click, scroll wheel, mouse, and **R**.

### ATTACKING

Through ball	<b>A</b>
Lob pass/Cross/Header	<b>S</b>
Shoot/Volley/Header	left-click
Short pass/Header	right-click
Player movement	mouse
Pace control	mouse (move cursor close to controlled player)
Sprint	mouse (move cursor farther from controlled player)
Teammate run	<b>R</b> + mouse (point cursor at teammate, hold <b>R</b> , and move cursor on desired run path)
Player run/Modifier	left <b>SHIFT</b>
Finesse shot/Modifier	<b>D</b>
Tactics	up arrow
Mentality	left arrow/right arrow
Custom Tactics	down arrow
Skill moves	scroll wheel
Pause	<b>ESC</b>
Help	<b>F</b>

## DEFENDING

<b>Jockey</b>	mouse (move cursor close to controlled player)
<b>Sprint</b>	mouse (move cursor farther away from controlled player)
<b>Change player</b>	left <b>SHIFT</b>
<b>Mark man</b>	<b>R</b> + mouse (point cursor at opposing player)
<b>Tackle</b> (push or pull)	left-click
<b>Contain</b>	right-click
<b>Teammate contain</b>	<b>D</b>
<b>Sliding tackle</b>	<b>S</b>
<b>Rush GK</b>	<b>A</b> (hold)
<b>Tactics</b>	up arrow
<b>Mentality</b>	left arrow/right arrow
<b>Custom Tactics</b>	down arrow
<b>Pause</b>	<b>ESC</b>
<b>Help/Control the goalkeeper</b>	<b>F</b>

# COMPLETE CONTROLS

**NOTE:** The controls in this manual refer to the Classic configuration.

## MOVEMENT

Move player	
First touch/Knock-on	+
Sprint	(hold)
Stop and face goal	(release) +
Protect/Jockey	(hold)
Face up dribbling	+
Skill moves	
Stop ball	(release) +

## ATTACKING (SIMPLE)

Short pass/Header	
Lob pass/Cross/Header	
Through ball	
Shoot/Volley/Header	
No touch small feints	
Chip shot	+
Finesse shot	+
Low shot/Downward header	+  (tap)
Fake shot	,
Fake pass	,

## ATTACKING (ADVANCED)

Protect ball (when dribbling)	
Lobbed through ball	+
Threaded lobbed through ball	+  +
Driven lob pass/Cross	+
High lob/Cross	+
Ground cross	+  (tap)
Call for support	(tap)
Dummy a pass	(hold)
Cancel	+
Flair pass	+
Flair shot	+
Driven ground pass	+
Threaded through pass	+
Let ball run	+  (first time)
Slow dribble	+

## TACTICS

Offside trap	,
Team press	,
Swap wings	,
CB joins attack	,
Counter attack	,
High pressure	,
Possession	,
Long ball	,
Change mentality	/
Quick substitutes	

## DEFENDING

Change player	
Switch player (manual)	
Tackle/Push or pull (when chasing)	
Pull and hold (when chasing)	 (hold)
Sliding tackle	
Clearance	
Physical Tackle/Push/Pull/Jockey	 (pull and hold)
Contain	 (hold)
Teammate contain	 (hold)
Running jockey	 + 
Quick get up (after slide tackle)	
Hard tackle	 (hold)

## GOALKEEPER

Drop kick	 / 
Throw/Pass	
Charge/Drop ball	
Switch to GK	View button
Driven throw	 + 
Driven kick	 + 
Cover far post	 (hold)

## SET PIECES – FREE KICKS

Adjust position	Ⓢ
Ground pass	Ⓐ
High pass/Cross	ⓧ
Curled shot	Ⓑ
Driven shot	ⓁⒷ + Ⓑ
Wall jump	Ⓨ
Wall charge	Ⓐ
Move wall	ⓁⓉ / ⓇⓉ
Wall creep	ⓇⒷ
Apply curl during run up	Ⓢ
Select kick taker	ⓇⓉ
Add kick taker	ⓇⒷ / ⓁⓉ

## SET PIECES – FREE KICKS (ADVANCED)

Call 2nd kick taker	ⓁⓉ
2nd kick taker curled shot	ⓁⓉ + Ⓑ
2nd kick taker layoff pass	ⓁⓉ + Ⓐ
2nd kick taker layoff chip	ⓁⓉ + ⓧ
2nd kick taker run over ball	ⓁⓉ + Ⓑ, Ⓐ
Call 3rd kick taker	ⓇⒷ
3rd kick taker curled shot	ⓇⒷ + Ⓑ
3rd kick taker run over ball	ⓇⒷ + Ⓑ, Ⓐ



## SET PIECES – CORNERS AND THROW INS

Corners (lob cross)	X
Corners (pass)	A
Change player	LB
Aim kick	↑
Apply kick power	X
Call player short	LT
Movement along the line	↑
Short throw in	A
Short throw in (manual)	Y
Long throw in	X
Move throw in receiver	↑
Fake throw	X + A
Turn Aim indicator ON/OFF	↻

## SET PIECES – PENALTIES

Shoot	B
Aim	↑
Adjust position	↻
Stutter/Slow jog	LT
Sprint	RT
Turn Aim indicator ON/OFF	↻
Select kick taker	RT
Finesse shot	RB + B
Chip shot	LB + B
Goalkeeper dive	↻
Goalkeeper move side to side	↑ (move side to side)
Goalkeeper gestures	X/Y/B/A

## BE A PRO: PLAYER (ATTACKING OFF THE BALL)

Call for pass	A
Call for hard ground pass	RB + A
Call for through pass	Y
Call for threaded through pass	RB + Y
Call for lobbed through pass	LB + Y
Call for far lobbed through pass	LB + RB + Y
Call for cross	X
Call for ground cross	RB + X
Call for high cross	LB + X
Suggest shot	B

## BE A PRO: GOALKEEPER (ATTACKING OFF THE BALL)

Call for or suggest pass	A
Suggest through ball	Y
Suggest cross	X
Suggest shot	B
Toggle camera target	View button

## BE A PRO: GOALKEEPER (DEFENDING OWN BOX)

Dive	R
Autopositioning	LB (hold)
2nd defender contain	RB (hold)
Toggle camera target	View button

# SKILL MOVES

**NOTE:** Only the most skilled players can complete the more challenging moves.

## 1 STAR MOVES

**Ball juggle** (while standing)

 (hold) + 

## 2 STAR MOVES

**Body feint** (left or right)

 /  (flick)


**Stepover** (left or right)

  /  

**Reverse stepover** (left or right)

  /  

**Ball roll** (left or right)

 /  (hold)

**Drag back**

 +  (flick)

## 3 STAR MOVES

**Heel flick**

  (flick)

**Flick up**

   (flick)

**Roulette** (left or right)

  /   /   /   /   /   /  

**Fake left and go right**

**Fake right and go left**

## 4 STAR MOVES

<b>Ball hop</b> (while standing)	👉 (tap)
<b>Ball roll cut left</b> (while standing)	👉 (hold), 👈 (hold)
<b>Ball roll cut right</b> (while standing)	👈 (hold), 👉 (hold)
<b>Heel to heel flick</b>	👉, 👈 (flick)
<b>Simple rainbow</b>	👉, 👈, 👈 (flick)
<b>Advanced rainbow</b>	👉 (flick), 👈 (hold), 👈 (flick)
<b>Feint left and exit right</b>	👈, 👈, 👉, 👉, 👉
<b>Feint right and exit left</b>	👉, 👉, 👉, 👉, 👈
<b>Spin left</b>	👉, 👉
<b>Spin right</b>	👈, 👈
<b>Stop and turn left/right</b> (while running)	👈, 👈 (flick)/👈, 👉 (flick)

## 5 STAR MOVES

<b>Elastico</b>	👉, 👉, 👉, 👉, 👈
<b>Reverse elastico</b>	👈, 👈, 👈, 👈, 👉
<b>Hocus pocus</b>	👉, 👈, 👈, 👉, 👉, 👉, 👉
<b>Triple elastico</b>	👉, 👉, 👉, 👉, 👉, 👉, 👈
<b>Ball roll and flick left</b> (while running)	👉 (hold), 👈 (flick)
<b>Ball roll and flick right</b> (while running)	👈 (hold), 👉 (flick)
<b>Quick ball rolls</b> (while standing)	👉 (hold)
<b>Flick over</b>	👈 (hold)
<b>Sombrero flick</b> (while standing)	👈, 👈, 👉 (flick)
<b>Turn and spin</b> (left or right)	👈, 👈 (flick)/👈, 👉 (flick)
<b>Ball roll fake left</b> (while standing)	👈 (hold), 👉 (flick)
<b>Ball roll fake right</b> (while standing)	👉 (hold), 👈 (flick)
<b>Rabona fake</b> (while jogging)	👉 + 👈/👈, 👈 + 👉
<b>Drag back spin</b> (left or right)	👉, 👈 (flick)/👉, 👉 (flick)

## 5 STAR JUGGLING TRICKS

Laces flick up	LT + RB (hold)
Sombrero flick backwards	⦿ (hold)
Sombrero flick left	⦿ (hold)
Sombrero flick right	⦿ (hold)
Toe bounce left	⦿ (hold)
Toe bounce right	⦿ (hold)
Around the world	⦿, ⦿, ⦿, ⦿, ⦿, ⦿, ⦿, ⦿, ⦿/⦿, ⦿, ⦿, ⦿, ⦿, ⦿, ⦿, ⦿, ⦿
Double around the world	⦿, ⦿, ⦿, ⦿, ⦿, ⦿, ⦿, ⦿, ⦿, ⦿, ⦿, ⦿, ⦿, ⦿, ⦿, ⦿, ⦿, ⦿
In air elastico	⦿, ⦿ (flick)/⦿, ⦿ (flick)
Flick up for volley	⦿ (hold)
Chest flick	⦿, ⦿ (tap), ⦿ (triple tap)
T. around the world	⦿, ⦿, ⦿, ⦿, ⦿, ⦿, ⦿, ⦿, ⦿, ⦿, ⦿ (flick)

# THIS YEAR IN *FIFA*

Experience the most thrilling football moments to date in *FIFA 18* powered by Frostbite™.

Authenticity is the name of the game this year in *FIFA 18*. The all-new animation system—Real Player Motion Technology—makes this the most responsive FIFA yet, with players like Cristiano Ronaldo and Raheem Sterling feeling just like their real-life counterparts. New Team Styles ensure that whether you are playing against the tiki taka of Barcelona, the high-pressure defence of Bayern Munich, or the counter attack of Leicester City, each opponent provides a unique challenge from game to game. Furthermore, Regionalisation makes each stadium feel a world apart, from the skinny banners and bouncing crowds of La Bombonera to the cold, rainy nights in Stoke.

The Journey continues in *FIFA 18*! Step into the shoes of Alex Hunter once again and continue his meteoric rise to football stardom. Make big career moves, shape his personality, and decide his future as you experience the second chapter of this groundbreaking story mode.

What's more, we've added Squad Battles, Objectives, and chants to make FUT more compelling than ever. New online options, major visual enhancements, additional broadcast packages, and improvements to commentary and crowds help round out this year's game.

# STARTING THE GAME

## GET ONTO THE PITCH

Get ready to experience the true-to-life game of football in *FIFA 18*.

The first time you launch the game, you'll step into the shoes of Cristiano Ronaldo and Real Madrid as they attempt to find a Madrid derby winner. During this match, the difficulty level will auto-adjust to help determine your skill level in *FIFA 18*.

### FIFA TRAINER FOR NEW PLAYERS

If you're new to *FIFA 18*, try the FIFA Trainer. Onscreen prompts will get you up to speed on the basics of passing, tackling, crossing, and shooting.

If you wish to quit the Intro Match, press the **View** button to access the game's Pause menu and then select END MATCH.

If you quit the Intro Match but are new to the game, you won't be presented with a suggested difficulty level. You will encounter this offer again after your first Kick Off match against Adaptive AI players.

If you complete the Intro Match as a new player or are a returning player with data from previous *FIFA* titles, the game will suggest a difficulty level that is right for you, and you'll be prompted to choose your favourite club before landing at the *FIFA 18* main menu.

## CHOOSE YOUR CLUB, DIFFICULTY, AND CONTROL SETTINGS

When you log in to the EA servers, you'll have the opportunity to select your favourite team, difficulty, and control settings. Your favourite club's crest will feature beside your name in EA SPORTS™ Football Club, so all of your friends playing *FIFA 18* will know which team you support.

## CONNECT WITH EA SPORTS FOOTBALL CLUB

Stay connected to your favourite team in *FIFA 18*. If you choose to connect to your favourite club through EA SPORTS Football Club, you'll have access to club news and promotions.

## EARN REWARDS FOR PAST *FIFA* EXPERIENCE

Your EA SPORTS Football Club level, XP, and Football Club Credits (FCC) from previous versions of *FIFA* will carry over to *FIFA 18*. You'll also receive rewards for past progress in *FIFA 17* modes such as Ultimate Team, Career Mode, and Online Seasons.


# PLAYING THE GAME

## MAIN MENU

- Home** Gain quick access to your most recently played game modes, as well as the latest *FIFA* news.
- Play** Dig into the many game modes available in *FIFA 18*, including The Journey, Career, Tournaments, and Ultimate Team.
- Online** Jump into online modes such as Seasons, Pro Clubs, and Online Friendlies.
- Customise** Fine-tune your *FIFA 18* experience here. Adjust settings, review the controls, edit your teams, and even customise your music playlist in EA SPORTS™ Trax.

### EA SPORTS FOOTBALL CLUB

Throughout the game, you can access EA SPORTS Football Club (EASFC) from the widget located in the upper right corner of the screen. The EASFC widget shows your current Football Club Level, XP, and Football Club Credits (FCC). Use FCC to buy items from the EASFC catalog, or send them as gifts to your friends. EASFC requires a connection to EA servers.

Press  to access it.



## GAME SCREEN



## MATCH PREPARATIONS

Before you head out onto the pitch, you can customise your game settings in the Settings screen. Choose the half length of your matches, difficulty level, match conditions, and the ball you use, among many other details. You can also toggle rules ON or OFF, such as injuries and offsides, depending on how realistic you want your matches to be.

### CAMERA TIPS

Don't neglect the camera settings in the Game Settings menu! Each type of match has a customisable camera option with nine cameras to choose from. This lets you view the pitch and experience each match from a perspective that works for you.

## Team Management

This is where you set up your team so they're ready for their next match. Create your Squad, adjust formations, assign roles, and manage tactics. You can even save several Team Sheets, allowing you to quickly select the appropriate setup to exploit your opponent's weakness or rest your star players for future games.

### SAVING AND LOADING

*FIFA 18* uses an autosave feature that automatically saves your progress and most recent Settings. Do not turn off your PC while the autosave icon is displayed, or you will lose all unsaved information.

## THE JOURNEY

EA SPORTS' critically acclaimed Story mode returns in *FIFA 18*, allowing you to once again experience football drama on and off the pitch as rising star Alex Hunter. Continue The Journey with all-new player customisation options, a star-studded support cast, and impactful decisions that uniquely shape the direction of Alex's burgeoning career. Tour the football world, from a summer break in Brazil to a pre-season tour in Los Angeles, as Alex Hunter experiences diverse football landscapes in a truly global journey.

Have a friend who wants in on the action? Play The Journey as a team through local multiplayer and experience the on-pitch action together.

## MAKING YOUR MARK

The Journey is all about living the dream of becoming a football star, blurring the lines between the virtual and real worlds of football. Complete training, perform in matches, and make choices that shape who Alex Hunter becomes.

Cinematic scenes tell the story of Alex's global football adventure, whether they be new experiences in far-flung countries or the challenges Alex overcomes along the way. In many of these scenes, you make critical dialogue choices that dictate Alex's confidence and personality.

His career will have highs and lows. Every choice you make—in interviews, in games, and in life off the pitch—will shape the footballer he becomes.

# FIFA ULTIMATE TEAM (FUT)

FIFA Ultimate Team returns! Create your dream team, compete in a variety of single-player and online modes, acquire Players to build Squads with high Chemistry, and feel the atmosphere with thousands of authentic chants. Find Players in Packs, or purchase and sell items through the Live Transfer Market to build your Ultimate Team.

## SQUAD BATTLES

In Squad Battles, you play for a spot on the weekly leaderboard. Multiple times a day, you will encounter new lists of opponents to play against, all of whom were created by real players around the world. By the end of the competition, you will be awarded prizes based on your final rank—the higher the rank, the better the prize.

If you are looking to boost your overall point score, the Featured Squad can help you with that. Featured Squads are teams set up by popular FUT community members, and even real players and clubs. If you manage to beat the Featured Squad, you are awarded a set amount of points, no matter what difficulty you chose to play on.

## OBJECTIVES

Put your skills to the test and earn rewards by completing Objectives. Make transfers, fine tune your Squad, and reach targets on the pitch to earn Coins, Packs, and other in-game rewards. Every day, your Daily Objectives will refresh and you'll be given new Objectives to complete. Many of these challenges can be completed right on the Web and Companion Apps. Make sure to check back daily to maximize your rewards!

FUT 18 also features a weekly set of Objectives to complete. These require more time and effort than Daily Objectives, but will also feature bigger rewards! With up to five new Daily Objectives every day and up to 10 new Weekly Objectives every week, there's always something new to do in FUT 18!

## SQUAD BUILDING CHALLENGES

In this mode, test your Squad building abilities as you create Squads that match specific requirements. Once you meet them, you can exchange your Squad for exciting rewards.

Play Squad Building Challenges on your system, or take it with you and play on the Mobile Companion App to improve your Club!

## FUT CHAMPIONS

FUT Champions brings you the highest level of head-to-head competition in FIFA Ultimate Team! Play in the Daily Knockout tournaments to earn prizes, including access to the Weekend League. In the Weekend League, you'll have a limited amount of time to compete against other qualified players for the best prizes available anywhere in FIFA Ultimate Team.

Earn your competitive ranking, win prizes, and reach for glory in FUT Champions.

## DRAFT MODE

Draft mode is another way to play FIFA Ultimate Team, giving you the ability to play with Players you don't own. You'll have the opportunity to draft a random selection of all Players available in FUT, including In Forms! Fill in each position to build your Squad and then compete in a single-player or online multiplayer four-round knockout competition.

The higher you finish in the competition, the bigger the rewards will be.

## SEASONS AND FRIENDLY SEASONS

Challenge your team and reap the rewards in Seasons.

Seasons consist of 10 games, playable in single-player or online multiplayer competitions. Win enough games to try and secure promotion or even clinch the league title! In this mode, the promotion, hold, and relegation system means that losing a match doesn't eliminate your team from the Season, giving you the opportunity to bounce back from defeat. Earn bigger rewards as you work your way up from the 10th division to the 1st—the higher you rank, the bigger the reward.

Friendly Seasons allows you to challenge your friends in a five-match Season format. Keep track of your record and other stats, and then claim bragging rights over your friends!

## CHEMISTRY

Chemistry is essential to make your Ultimate Team successful. Although an all-star team can help you shine on the pitch, your Squad should also have the right Chemistry to maximize performance. The higher your Chemistry, the better your team performs during matches, giving you a better chance of winning games.

While viewing your Active Squad, your team's Chemistry Rating appears in the upper right corner. Place Players in their preferred positions and match Players' Nationality, League, and Club Chemistry to improve your team's rating—green lines indicate strong links between Players. Having the right Manager and earning Loyalty can also help improve your Chemistry.


Swap your Players around on the Active Squad screen or add new ones from your Club or the Transfer Market to find the ideal balance for your team!

### Chemistry Styles

Each Player in Ultimate Team has a Chemistry Style. Combine complementary Chemistry Styles to best improve your team's overall tactics. Arrows appear beside potentially affected attributes based on specific Chemistry Styles, changing from white to green as your Player Chemistry improves.

Styles used to upgrade Player attributes will remain with them until a new Style is applied. You can find Chemistry Styles in Packs and through the Transfer Market.


## CONTRACTS

Before Players can excel out on the pitch, they need Contracts to play matches. When viewing your Active Squad, highlight a Player, access the Actions menu, and then select APPLY CONSUMABLE to apply a Contract to a Player. Move  to switch to the status info view and see the remaining Contracts for every Player. The Suggested Consumables feature can show you when you'll need to apply a Contract to a Player.

Players found in Packs start with seven Contracts. To give you a head start, each Player from your Starter Pack comes with special long-term Contracts (45 matches). Each match played uses up one Contract, but if a Player in your subs or reserves doesn't head onto the pitch at all, he won't use a Contract for that match.

## FITNESS

As you play matches with your Squad in FIFA Ultimate Team, your Players will tire and their Fitness levels will start to drop. Players who have a low Fitness level won't perform at their full potential, and they also risk getting injured in a match.

When viewing your Active Squad, highlight a Player, access the Actions menu, and then select APPLY CONSUMABLE to apply a Fitness consumable item. Move  to switch to the status info view and see the Fitness level of every Player. The Suggested Consumables features can show you when you'll need to apply a Fitness item to someone.

Another way to recover a Player's Fitness level is placing them in the Substitutes and Reserves section of your Squad. If they're not used in a match, these Players recover some of their Fitness.

**NOTE:** Players found in Packs start at full Fitness.

## TRANSFER MARKET

The Transfer Market is the hub for purchasing, listing, and selling items, as well as finding new Players to increase your Squad's overall rating and Chemistry Rating. Filter Players by Name, Nationality, League, Club, Quality, Position, Chemistry Style, or Pricing to easily find the ideal footballer to complement your Active Squad.

# KICK OFF

Select KICK OFF in the Play screen to jump straight onto the pitch and take on any club or national team in the game. Match Day will automatically update teams with their latest formation and starting lineup, as well as adjust the ratings of Players to represent their recent performances. Match Day requires a connection to EA servers.

# CAREER

Career is an immersive experience that offers you the chance to play through a lifelong football career. Career is split into two different areas—Manager and Player.

## ▶▶ PLAYER CAREER

Create a Player, or take control of a single professional footballer as you play in leagues, cups, and continental competitions to improve your skills and ultimately represent your national team. You'll receive in-game email from your team's Manager and Board about their expectations, and you can even train your Player with practice drills to expedite their growth. You may also choose to retire and continue your career as a Manager.

## ▶▶ MANAGER CAREER

Take control of the financial side of your favourite club and please the Board. Scout for high potential Players, keep Players happy, manage the budget, and make key Player and Squad decisions as you take your club to the top. If you do well, you will also get the chance to manage a national team and compete in international competitions, such as the FIFA World Cup.

The addition of interactive transfer negotiations is one of the biggest innovations to the mode this year. Now, as the newly-appointed Manager, you can choose to participate in immersive, real-time transfer and contract negotiations with other club representatives and agents. Alternatively, you can choose to delegate any negotiations from the new Transfers Hub, with your directive, if you wish to not be present in the talks.

Transfers in *FIFA 18* also feature a new level of depth with the addition of bonuses and clauses, such as Sell-on Fees, Release Clauses, and more.

Here are a few things you can expect to be in charge of as a Manager:

**Total Club Management** As the newly appointed Manager, you will be responsible for more than just your team's success on the pitch—you'll also be expected to work with the Board on multiple aspects of running a football club. You will be given short and long-term goals across a variety of categories, including financial objectives, expanding the brand of your club, and even growing the youth development program. The importance of each category will vary from club to club, so make sure you pay special attention to what is most critical to club success in the eyes of the Board.

**Player Training** Train Players to ensure they're prepared for game day. Various drills cover all categories your Players need to be successful on the pitch. Monitor your team's trainable Attributes, Current Growth, and Potential Growth.

**Global Transfer Network** Send scouts to different countries to scout the leagues, and set Scouting Instructions to find Players who fit your criteria. Once you've found possible recruits, assign a scout to watch them and make the best decision for your team.





**Team Sheets** You can create multiple match day Squads to fit any scenario you encounter out on the pitch. You can create a Squad for your league, domestic cup, or continental cup. Just visit the Squad panel and rename your Squads to suit their styles and help you remember when to put them to use!



# SKILL GAMES

Improve your football skills by completing challenges that test specific maneuvers such as chip shots, free kicks, and dribbling. As you master these abilities, you unlock Skill Challenges to become Legendary at each proficiency. Compare yourself to friends and others on the leaderboards for extra motivation as you progress through the levels.

## PRACTICE ARENA

From the Play screen, select PRACTICE ARENA (under Skill Games) to perfect your dribbling and shooting skills against the goalkeeper, or practice set pieces by pressing , , , or  while on the practice pitch. You can even choose whom to play with via the Play screen.

# ONLINE

## SEASONS

Seasons offers ranked online matches and the most competitive gameplay. As you play through 10 games per season, try to earn enough points to avoid relegation and gain promotion to the next division—or even win the division title. It won't be easy! Higher divisions mean tougher competition and promotion thresholds, so get ready for a true football challenge.

## CO-OP SEASONS

In Co-Op Seasons, team up with a Friend to take down other teams in online 2v2. You can have separate seasons on the go for each of your Friends.

Relegated this season? Now you have a Friend to blame it on!

## PRO CLUBS

Join or create a Pro Club to play alongside friends and other *FIFA 18* players in online gameplay.

Compete in 10 games per season with your Club and try to gain promotion through the league divisions. Create and grow your online Pro by competing in Club or Drop-In matches. Teamwork is key if you're going to score goals, win matches, and create the best Pro Player possible.

Drop-In matches are a great start to grow your Player. When you're ready, look for a Club on the Recommended Club screen that lists the people who follow you and which Club they belong to. You can also create your own Club and invite people you follow to join.

As the Manager of a Club, you can access the Transfers screen to review Club invites.

As your Pro grows, review your stats and progress under My Pro.

## ONLINE FRIENDLIES

Invite a friend to play a match online, and track your rivalry through five-game seasons to prove who has the most skills on the pitch—earn the most points over the five games to hoist the trophy. Keep the competition going with a new season as you try to defend your title or take it away from your friends.