

Like Share 413 people like this. Sign Up to

THE ON-LINE COMMUNITY    FOR PONTIAC VIBE ENTHUSIASTS

 **genvibe.com**     

The Online Community for Pontiac Vibe Enthusiasts 

Quick links  FAQ

 Register  Login

 Board index < Performance and Tuning-gc2 < Engine & Transmission

## 03-05 Upgraded Oil Dipstick for 1ZZ-FE Motor

Post Reply 



26 posts • Page 1 of 1

### 03-05 Upgraded Oil Dipstick for 1ZZ-FE Motor

by Charles (in GA) » Tue Nov 01, 2011 11:38 am

In another thread, micbarric posted a link to Toyota TSB 0134-08 which announces an upgraded oil dipstick for the 1ZZ-FE motor.

<http://forums.genvibe.com/zero...8.pdf>

The purpose of this is to add 1/2 qt of additional oil capacity to the engine, raising the oil refill capacity (with new filter) from 3.9 qts. to 4.4 qts.

Tuesday I ordered the new oil gauge/dipstick from the Toyota dealer, picked it up today (Wed), \$20.18 retail.

While it is the new part number, and IS marked differently, for a higher oil level than the original stick out of my '04, it DOES NOT have the "identification mark" depicted on page 2 of the bulletin.

It looks like you can attach only one attachment per post on this board (I'm used to boards that allow seven to ten per post), and since I don't have a hosting service such as Photobucket, and its better if they stay on this board (cannot get deleted when accounts go stale on the hosting service) I'll open several posts to show all the pics I have.

I have annotated the pics so it should be pretty self explanatory.

Charles



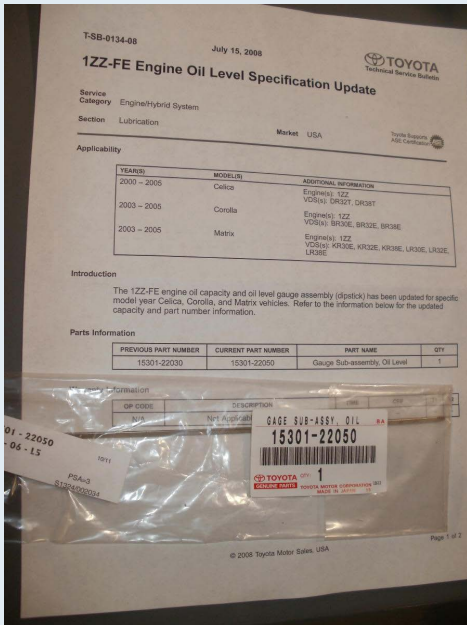
Attached files



Charles (in GA)

Posts: 40

Joined: Thu Oct 06, 2011 12:02 am



**Re: 03-05 Upgraded Oil Dipstick for 1ZZ-FE Motor (Charles (in GA))**

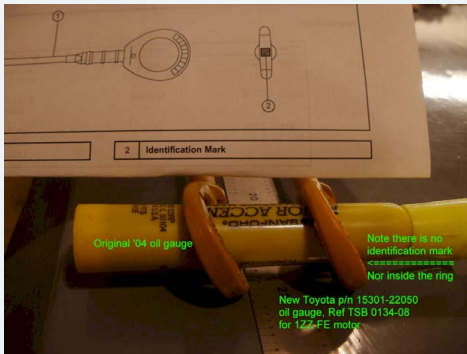
by Charles (in GA) » Tue Nov 01, 2011 11:43 am

Here is the handle end of the sticks. Note that there is NO marking of any sort either on top of the stick, or anywhere inside the finger ring, that might indicate that it is a new version stick. Shame Toyota doesn't put part numbers on the stick like other manufacturers.

Charles



Attached files



Charles (in GA)

Posts: 40  
Joined: Thu Oct 06, 2011 12:02 am

**Re: 03-05 Upgraded Oil Dipstick for 1ZZ-FE Motor (Charles (in GA))**

by Charles (in GA) » Tue Nov 01, 2011 11:45 am

Here is the handle end of the sticks, with a steel scale, English markings, just to show that they are the same length and aligned.

Charles




Attached files



Charles (in GA)

Posts: 40  
Joined: Thu Oct 06, 2011 12:02 am



### Re: 03-05 Upgraded Oil Dipstick for 1ZZ-FE Motor (Charles (in GA))

by Charles (in GA) » Tue Nov 01, 2011 11:47 am



Charles (in GA)

Posts: 40  
Joined: Thu Oct 06, 2011 12:02 am

Here is the business end of the dipstick, with a steel scale, English measure, to show where the marks are for both new and old versions.

Charles



Attached files



### Re: 03-05 Upgraded Oil Dipstick for 1ZZ-FE Motor (Charles (in GA))

by Charles (in GA) » Tue Nov 01, 2011 11:49 am



Charles (in GA)

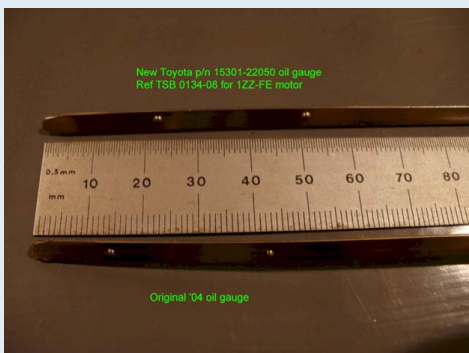
Posts: 40  
Joined: Thu Oct 06, 2011 12:02 am

For those of you who have trouble with the English system of measure, here is the business end of the stick with a steel scale, Metric measure, for comparison of old and new sticks.

Charles



Attached files



Re: 03-05 Upgraded Oil Dipstick for 1ZZ-FE Motor (Charles (in GA))

by micbarric » Tue Nov 01, 2011 11:23 pm

Great pics and info! Thanks for posting.



micbarric

Posts: 190  
Joined: Sat Apr 16, 2005 11:22 pm



2005 Frosty

by Old Tele man » Wed Nov 02, 2011 11:39 am

Thanks!

Old Tele man

Posts: 668  
Joined: Sat May 02, 2009 6:15 am

...and the Devil said: "...yes, but it's a DRY heat!"

- 2014 Prius 1.8L eCVT
- 2009 Vibe 1.8L 4A
- 2004 Vibe 1.8L 4A

Re: (Old Tele man)

by jkm311 » Thu Nov 03, 2011 5:49 am

Quality post. Makes me want to run outside with a ruler, and I think will...



jkm311

Posts: 1180  
Joined: Tue Dec 19, 2006 7:13 am  
Location: Royal Oak, Michigan



Steelies to the rescue.

by Charles (in GA) » Thu Nov 10, 2011 12:16 pm

Just to report back. Before installing the new dipstick I had run two tanks of gas thru, and had 31.6 and 31.7 mpg on them. After installing the new oil dipstick I have run another tank full thru, and got 30.88 mpg. This tank was ethanol free gas (should have been better mileage) and may have been winter blend vs possibly... summer blend on the other two tank fulls.

I will run two or three more tank fulls and if the mileage stays near 31 or below, I will drain a half quart out and put the old stick back in and see what I get then.....

I'll report back my findings.

Charles

Charles (in GA)

Posts: 40  
Joined: Thu Oct 06, 2011 12:02 am

by Mark » Sat Nov 19, 2011 1:12 am

I just called the local Toyota dealer, they've never stocked this part number, and have never sold or installed one.

Mark

Posts: 289  
Joined: Sun Nov 02, 2008 7:26 am

The shop where I have my service done has never heard of this **TSB** either, and they're usually pretty good about looking this stuff up.

Location: Cheyenne, WY

'04 Base Frosty, '08 Base Stealth

### Re: 03-05 Upgraded Oil Dipstick for 1ZZ-FE Motor (Charles (in GA))

by **TONY TAT2** » Sat Nov 19, 2011 4:11 pm

Kinda reminds me when pontiac upgraded my old Fiero's oil capacity

09 VIBE  
08 G6  
94 GRAND AM  
93 GRAND AM  
85 VETTE  
78 VETTE



**TONY TAT2**

Posts: 918  
Joined: Sat Jun 27, 2009 11:10 pm

### Re: (Charles (in GA))

by **Charles (in GA)** » Mon Nov 21, 2011 10:32 am

Second tank full on the new dip stick and I had 31.56 MPG and that was packing the tank more than I have in the past. What I'm discovering is that this car is difficult to fuel consistently to the same "level". You don't want to pack the tank, that causes problems for the carbon canister and vent system, but the tank's filler tube is so small that the nozzle shuts off real early, and its not really full.

In order to eliminate this inconsistency I set up a simple spread sheet to enter gas purchases into. Haven't messed with spreadsheets in years and never with Excel. This will calculate MPG for each fillup and also calculate a total MPG to date by adding all the miles together and all the gallons together and dividing. This eliminates the fill problem. I intend to run the 4.4 qt level to the first filter change (I change oil and filter each 10K mi and filters in between at 5K, using synthetic Amsoil). At the filter change, I will reinstall the old **dipstick** and run the 3.9 qt quantity for another 5K, possibly 10K and then again switch back to the new **dipstick**. I will eventually acquire enough data to confirm whether there is any change in gas mileage due to the higher oil level, and the crank whipping the oil.

Charles

**Charles (in GA)**

Posts: 40  
Joined: Thu Oct 06, 2011 12:02 am

### Re: (Charles (in GA))

by **yyamad1** » Thu Dec 08, 2011 1:15 pm

Interesting thread Charles.

I guess when I changed the oil pan gasket I should have visually checked to see where the dip stick marks are relative to the crank bottom....



**yyamad1**

Posts: 106  
Joined: Mon Nov 24, 2008 2:54 am

### Re: (Charles (in GA))

by **Charles (in GA)** » Sat Feb 04, 2012 10:29 am

Well, I reached 5,000 miles the other day (since I got the car and changed the oil the first time), so I changed the oil filter, and put the old **dipstick** back in, ran the engine, and added about 10 oz of oil to bring it to full. I'll run this at least 5000 mil to the oil change and see how the gas mileage is doing.

I've got an Excel spreadsheet going to track all the info on gas fillups and milage, odometer reading, where the gas was bought, etc. We'll see how the mileage does, if it changes any at all. If it goes up, I can assume the crank whips the oil at the higher oil level, if there is no change, then I guess I'm good to run the new oil level.

I changed the oil filter just after filling up with gas. At that point, I've averaged 31.336 mpg.

Charles

**Charles (in GA)**

Posts: 40  
Joined: Thu Oct 06, 2011 12:02 am



### Re: 03-05 Upgraded Oil Dipstick for 1ZZ-FE Motor

by clownshoes » Mon Apr 23, 2012 10:14 am

the link is broken...anyone have an updated link?



clownshoes

Posts: 33  
Joined: Fri Jun 25, 2010 2:15 am  
Location: Ottawa Canada

2005 Pontiac Vibe AWD



### Re: 03-05 Upgraded Oil Dipstick for 1ZZ-FE Motor

by CharlesinGA » Tue Apr 24, 2012 7:07 am

Apparently the forum software changeover didn't go so well from the link and attachment standpoint. I will try to get around to re uploading the attachments for this thread and hopefully I can find good links to post also.

Charles



CharlesinGA

Posts: 99  
Joined: Fri Apr 20, 2012 4:40 pm  
Location: Southside of Atlanta 50 miles or so.



### Re: 03-05 Upgraded Oil Dipstick for 1ZZ-FE Motor

by CharlesinGA » Tue Apr 24, 2012 7:11 am

Cannot edit the old posts, will have to make new ones to post the pics.

YOU MUST CLICK ON THE IMAGES TO VIEW THE FULL IMAGE!!!!!!! OTHERWISE YOU WILL ONLY SEE PART OF IT. SORTA LIKE HAVING HUGE THUMBNAIL IMAGES.

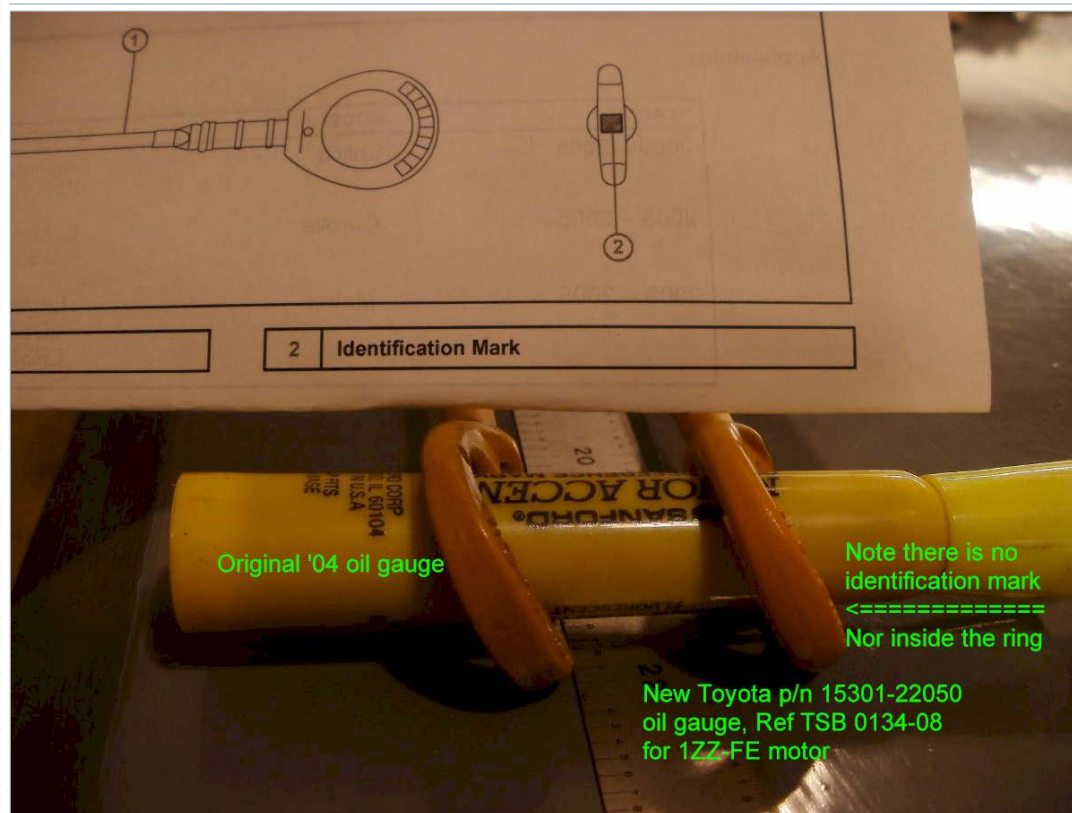
Charles



CharlesinGA

Posts: 99  
Joined: Fri Apr 20, 2012 4:40 pm  
Location: Southside of Atlanta 50 miles or so.

#### ATTACHMENTS

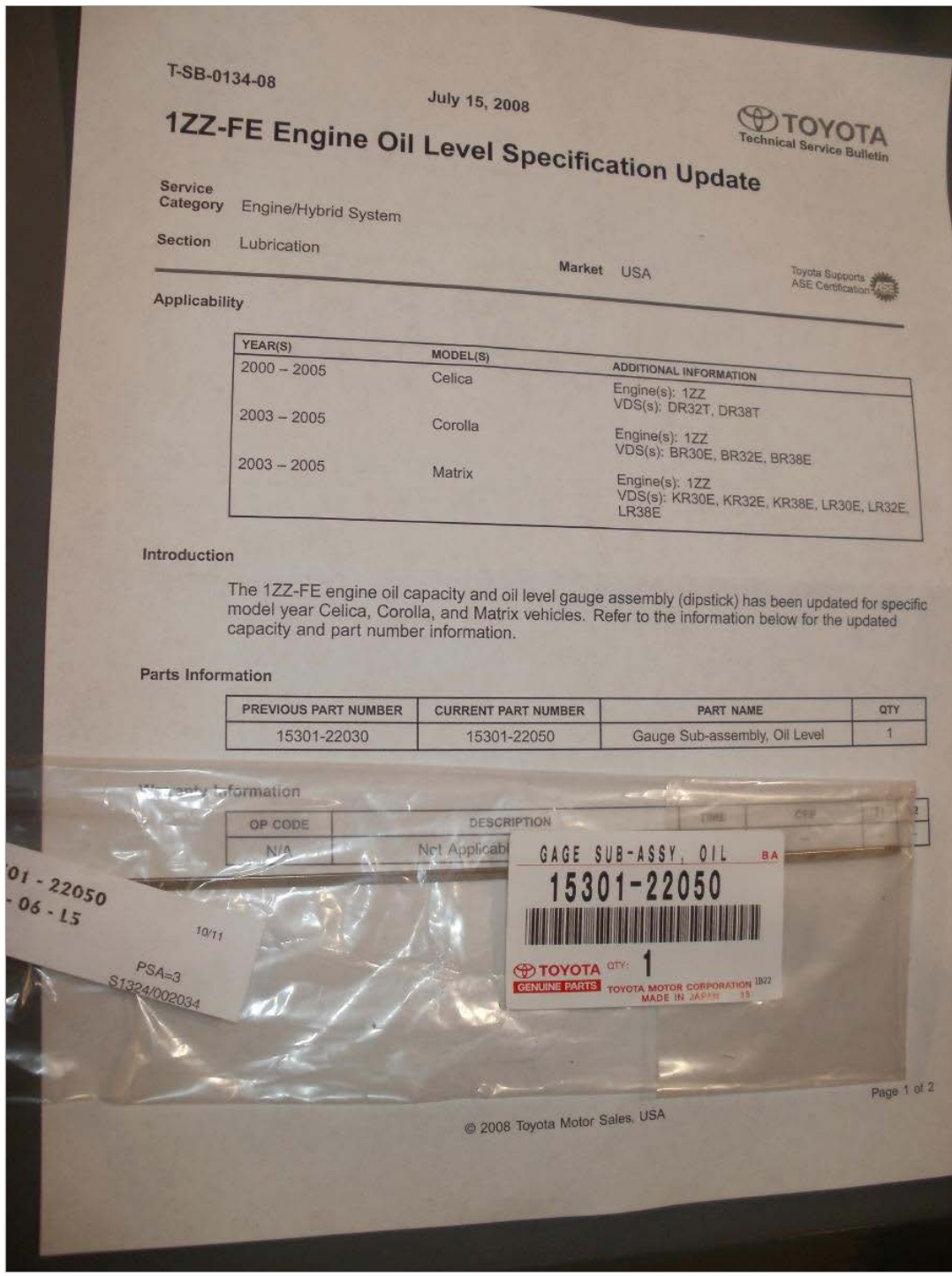


Original '04 oil gauge

Note there is no identification mark  
<=====  
Nor inside the ring

New Toyota p/n 15301-22050  
oil gauge, Ref TSB 0134-08  
for 1ZZ-FE motor

old and new stick with TSB.jpg (142.89 KiB) Viewed 4857 times



dipstick package and TSB.jpg (117.41 KIB) Viewed 4857 times

Last edited by CharlesinGA on Tue Apr 24, 2012 7:29 am, edited 1 time in total.

**Re: 03-05 Upgraded Oil Dipstick for 1ZZ-FE Motor**

by CharlesinGA » Tue Apr 24, 2012 7:13 am

Ends of dipstick, showing markings and English measurement. Also first one, showing stick markings with metric measure.

Forum software displays pics in reverse order of uploading, last one first.

Metric measure

English measure

Handles aligned




**CharlesinGA**

Posts: 99  
 Joined: Fri Apr 20, 2012 4:40 pm  
 Location: Southside of Atlanta 50 miles or so.

Charles

ATTACHMENTS




metric scale and marks on sticks.jpg (140.14 KIB) Viewed 4857 times



english scale and marks on sticks.jpg (113.36 KIB) Viewed 4857 times





english scale and handles on sticks aligned.jpg (143.34 KiB) Viewed 4857 times

Re: 03-05 Upgraded Oil Dipstick for 1ZZ-FE Motor

by CharlesinGA » Tue Apr 24, 2012 7:27 am

Here is a new link for the TSB 0134-08, on the dipstick replacement. It is an outside web site.

[http://www.toyotapart.com/1ZZ-FE\\_ENGINE ... 134-08.pdf](http://www.toyotapart.com/1ZZ-FE_ENGINE...134-08.pdf)

Here is a link to the Toyota Technical Information Letter about the high oil consumption caused by piston skirt temps being too high, coking the rings, and causing them to stick. It is for the 1ZZ engines but oddly does not include the Matrix/Vibe motor, however, the new dipstick (which is the Toyota solution to the problem, let the crank throw more oil up on the pistons to keep them cool) TSB is applicable to the Matrix/Vibe motor.

<http://www.scribd.com/doc/47932072/gen7-oil-consumption>

Charles



CharlesinGA

Posts: 99  
Joined: Fri Apr 20, 2012 4:40 pm  
Location: Southside of Atlanta 50 miles or so.

Re: 03-05 Upgraded Oil Dipstick for 1ZZ-FE Motor

by clownshoes » Thu Apr 26, 2012 8:37 am

dipstick ordered from Toyota. 23.80 Plus Taxes if anyone is curious.

2005 Pontiac Vibe AWD



clownshoes

Posts: 33  
Joined: Fri Jun 25, 2010 2:15 am  
Location: Ottawa Canada

Re: 03-05 Upgraded Oil Dipstick for 1ZZ-FE Motor

by biodieselrabbitt » Sat May 26, 2012 4:27 pm

Just wondering if anyone has had any more experiences with using the higher oil level. Has your oil consumption gone down? Has your gas mileage decreased similar to CharlesinGA?

I am hesitant to go ahead with this because I do not understand what VDS(s): KR30E, KR32E, KR38E, LR30E, LR32E, LR38E means in the technical bulletin under Engine(s): 1ZZ. Can someone explain the acronym? Also, my oil consumption



biodieselrabbitt

Posts: 73  
Joined: Sun Sep 18, 2011 2:29 pm  
Location: Portland, OR

seems reasonable between oil changes so it would be more just a precautionary/preventative measure for me.

As a final clarification for CharlesinGA, is the new **dipstick** the same length as the old one? I am wondering because the "business end" of the dipsticks you show seems to indicate that I could just measure up 10mm from the existing mark for the new full if the dipsticks were the same length. Thanks.

2003 Pontiac Vibe

**Re: 03-05 Upgraded Oil Dipstick for 1ZZ-FE Motor**

by CharlesinGA » Sat May 26, 2012 6:07 pm

I haven't looked at this thread in quite a while. Apparently the mess with attachments being lost and not being carried over to the new forum were resolved, since the original attachments I posted (using my earlier, but now unusable screen name) did finally appear.

The dipsticks are identical except for the markings on them. They are both the same length, that is why I showed the handles of both sticks aligned on the steel measure scale, to prove they were identical. You could remark the existing stick, so long as you know and remember which are the high and low marks for the new oil level. My concern with marking the stick is that virtually any method I can think of (vibro etching, punch marking) cause stress risers in the thin metal that may lead to the stick breaking off in the engine. Probably more of a concern than a reality, but something to be aware of.

Charles



CharlesinGA

Posts: 99  
Joined: Fri Apr 20, 2012 4:40 pm  
Location: Southside of Atlanta 50 miles or so.

**Re: 03-05 Upgraded Oil Dipstick for 1ZZ-FE Motor**

by clownshoes » Wed Jan 16, 2013 9:40 am

So far I have noticed no difference in fuel mileage or oil consumption. (My car consumed little to no oil anyways). This is more of a long term thing for me. I don't want my motor blowing up.

2005 Pontiac Vibe AWD



clownshoes

Posts: 33  
Joined: Fri Jun 25, 2010 2:15 am  
Location: Ottawa Canada

**Re: 03-05 Upgraded Oil Dipstick for 1ZZ-FE Motor**

by biodieselrabbitt » Wed Jan 16, 2013 12:09 pm

clownshoes wrote:

So far I have noticed no difference in fuel mileage or oil consumption. (My car consumed little to no oil anyways). This is more of a long term thing for me. I don't want my motor blowing up.

I have come to the same conclusions.

2003 Pontiac Vibe



biodieselrabbitt

Posts: 73  
Joined: Sun Sep 18, 2011 2:29 pm  
Location: Portland, OR

**Re: 03-05 Upgraded Oil Dipstick for 1ZZ-FE Motor**

by SWC2003Vibe » Wed Nov 16, 2016 1:14 pm

So a couple of years have passed... I'm very interested in the results. Has the upgraded oil **dipstick** for the 1ZZ-FE motor reduced oil consumption?

SWC, 2003 Vibe Base FWD, 1.8L 4 cyl 1ZZ-FE, Automatic, VIN 8

SWC2003Vibe

Posts: 5  
Joined: Tue Oct 25, 2016 5:10 am

**Re: 03-05 Upgraded Oil Dipstick for 1ZZ-FE Motor**

by petervivian » Sun Dec 04, 2016 2:53 pm

I thought the shops always over-filled the oil. It is just because the marks on the original stick are lower.

05 Base Vibe (Frosty), 13 VW CC (Fortana Red)



petervivian

Posts: 158  
Joined: Thu Aug 06, 2009 2:52 am  
Location: South Florida

Display posts from previous: **All posts**   Sort by **Post time**   **Ascending**  

[Post Reply](#) ↩



26 posts • Page **1** of **1**

◀ [Return to "Engine & Transmission"](#)

[Jump to](#) ▼

**WHO IS ONLINE**

Users browsing this forum: **Bing [Bot]** and 4 guests

[Board index](#)

[Contact us](#) [The team](#) [Delete all board cookies](#) • All times are UTC-08:00

Powered by [phpBB®](#) Forum Software © phpBB Limited  
SE Square by [PhpBB3 BBcodes](#)