



perception

**2007** PRODUCT CATALOG  
TOURING / RECREATIONAL / SIT-ON-TOP



**perception**

Passion has always been the driving force at Perception- a passion for paddling; a passion for design and a passion for producing exceptional kayaks. In the 70's we pioneered the plastic kayak and since then we've led the industry with innovations that have opened the sport to new Paddlers and expanded the capabilities of experienced Paddlers. It was almost 30 years ago when a few passionate souls thought that they could produce a better boat. Today that same passion drives us to produce the best boats available and has made us one of the world's leading kayak brands.

## CONTENTS

### DAY TOURING

Carolina 12, 14	2
Carolina 12 XS	3
Carolina II 17.5	3

### TOURING

Avatar	5
Eclipse 16	5
Eclipse 17	6
Eclipse 17 Airalite	6

### FITNESS TOURING

Rhythm	7
Cadence	7

### RECREATIONAL

Acadia Scout	8
Acadia 11.5	8
Acadia 13	9
Acadia II 14	9
Prodigy 10	10
Prodigy 10 EXP	11
Prodigy 12	11

### SIT-ON-TOP

Aloha	12
Koho	12
Lanakai	13
Torrent	13
Search 13	14
Search 15	14

### SPORTING REC

Prodigy 12 Angler	15
Search 13 Angler	16
Search 15 Angler	16

### KAYAK SPECS

17, 18

### COLORS

17

### OUTFITTING/FEATURES

18


**PERCEPTION IS SHAPING  
THE FUTURE OF KAYAKS.**

# DAY TOURING



**CAROLINA 12** We've fully re-engineered the Carolina for 2007 into a boat that is easier to paddle and more comfortable than ever before. The new Carolina provides a platform that is stable and effortless to paddle.

**NEW!**



MAX CAPACITY	LENGTH	WIDTH	DECK HEIGHT	BOAT WEIGHT	COCKPIT LENGTH	COCKPIT WIDTH
275 lbs. / 102.5 kg	12' / 366 cm	26" / 66 cm	14.5" / 37 cm	50 lbs. / 23 kg	39.5" / 99 cm	21.8" / 55 cm

- FEATURES:**
- Zone multi adjust outfitting system
  - Knee pad with inner or outer brace options
  - Retractable comfort carry handles
  - Slide lock footbraces
  - Dual density bow and stern hatch cover
  - Double sealed watertight bulkheads
  - Side mounted paddle park
  - Reflective perimeter static line
  - Bow and Stern deck bungee

- COLORS:**
- Orange
  - Red
  - Flame
  - Yellow
  - Blue
  - Smoke/Blue

The Carolina series has long been the standard by which all other transitional touring kayaks are measured. But at Perception we strive to surpass standards. Under the lead of legendary designer Bob McDonough, we've fully re-engineered the Carolina for 2007 into a boat that is easier to paddle and more comfortable than ever before, while retaining the characteristics that has made it so popular. Featuring a new high performance v-shape hull with soft chines, the new Carolina provides a platform that is stable and effortless to paddle, while the new Zone outfitting provides superior comfort and customization.

**CAROLINA 14** The Carolina 14 has all the same features of the 12, but with more storage capacity to handle longer trips. The new Zone outfitting provides superior comfort and customization.

**NEW!**



MAX CAPACITY	LENGTH	WIDTH	DECK HEIGHT	BOAT WEIGHT	COCKPIT LENGTH	COCKPIT WIDTH
300 lbs. / 112 kg	14' / 427 cm	24.5" / 62 cm	14.5" / 37 cm	55 lbs. / 25 kg	39.5" / 99 cm	21.8" / 55 cm

- FEATURES:**
- Zone multi adjust outfitting system
  - Knee pad with inner or outer brace options
  - Retractable comfort carry handles
  - Slide lock footbraces
  - Dual density bow and stern hatch cover
  - Double sealed watertight bulkheads
  - Side mounted paddle park
  - Reflective perimeter static line
  - Bow and Stern deck Bungee

- COLORS:**
- Orange
  - Red
  - Flame
  - Yellow
  - Blue
  - Smoke/Blue

- OPTIONS:**
- Rudder

**CAROLINA 12 XS** The Carolina 12XS is a junior touring boat for those younger water lovers that weigh up to 120 pounds. Integrated seat and foam flotation pillars help make it lightweight, so it's easy to handle, while promising loads of family fun.



MAX CAPACITY	LENGTH	WIDTH	DECK HEIGHT	BOAT WEIGHT	COCKPIT LENGTH	COCKPIT WIDTH
200 lbs. / 91 kg	12'2" / 371 cm	21.5" / 55 cm	9.5" / 23.8 cm	38 lbs./17 kg	29.5" / 75 cm	17.75" / 45 cm

**FEATURES:**

- Molded-in seat
- Slidelock™ Footbraces
- Bow and stern deck rigging
- Bow and Stern grab handles
- Vertical wall flotation
- Drain plug

**COLORS:**

- Orange
- Red
- Flame
- Yellow
- Blue
- Smoke/Blue

**CAROLINA II 17.5** Prefer to travel with a companion? The Carolina II 17.5, with an advanced wide beam tandem design, provides complete stability for two and with the enormous storage capacity, both of you can pack enough for a long weekend. All experience levels are encouraged to take this one out to sea.



MAX CAPACITY	LENGTH	WIDTH	DECK HEIGHT	BOAT WEIGHT	COCKPIT LENGTH	COCKPIT WIDTH
450 lbs. / 204 kg	17'6" / 533 cm	28.5" / 72 cm	12.5"/31.3 cm; 13.25"/33 cm	92 lbs./ 42 kg	34" / 86 cm	19" / 48 cm

**FEATURES:**

- Adjustable outfitting
- Rudder standard
- Bow and stern grab handles
- Keepers™ footbraces
- Bow and stern deck rigging
- Flotation bulkheads
- Reflective static safety line
- Water bottle holders
- Dual density bow and stern hatch covers

**COLORS:**

- Orange
- Red
- Flame
- Yellow
- Blue
- Smoke/Blue



**AVATAR** The Avatar reflects progressive thinking by our touring and boat designers. Stability not usually associated with such responsive performance is substantial -- making the Avatar 16.0 at home on any and all water in the capable hands of paddlers of many levels.



MAX CAPACITY	LENGTH	WIDTH	DECK HEIGHT	BOAT WEIGHT	COCKPIT LENGTH	COCKPIT WIDTH
300 lbs. / 136 kg	15'10" / 483 cm	22.75" / 58 cm	11.5" / 29 cm	56 lbs./ 25 kg	34" / 86 cm	19" / 48 cm

**FEATURES:**

- Touring Comfort Fit System™
- Thermoformed adjustable ergonomic seat
- Camlok™ adjustable backband
- Liquicell seat pad
- Keepers™ footbraces
- Precision adjustable thighbraces
- Skeg
- Flushmount hatch covers w/neoprene seals
- Security bar
- Reflective perimeter deck rigging
- Bow and stern deck bungee

- Orange
  - Red
  - Flame
- COLORS:**
- Blue
  - Smoke/Blue

**ECLIPSE 16** The Eclipse 16 is an outstanding expedition touring design that addresses the needs of smaller paddlers and women. It is designed to bring control, speed and stability to the smaller paddler.



MAX CAPACITY	LENGTH	WIDTH	DECK HEIGHT	BOAT WEIGHT	COCKPIT LENGTH	COCKPIT WIDTH
325 lbs. / 147 kg	16'1" / 490 cm	23.5" / 59.5 cm	13" / 33 cm	58 lbs./ 26 kg	34" / 86 cm	19" / 48 cm

**FEATURES:**

- Touring Comfort Fit System™
- Thermoformed adjustable ergonomic seat
- Camlok™ adjustable backband
- Liquicell seat pad
- Keepers™ footbraces
- Precision adjustable thighbraces
- Flushmount hatch covers w/neoprene seals
- Security bar
- Reflective perimeter deck rigging
- Bow and stern deck bungee
- Rudder

- Orange
  - Red
- COLORS:**
- Yellow
  - Blue
  - Smoke/Blue

**ECLIPSE 17** With its outstanding combination of initial stability and speed, the Eclipse 17 is the all around platform that has helped many people explore so many beaches, oceans and bays.



MAX CAPACITY	LENGTH	WIDTH	DECK HEIGHT	BOAT WEIGHT	COCKPIT LENGTH	COCKPIT WIDTH
425 lbs. / 193 kg	17' / 518 cm	22.75" / 58 cm	13" / 33 cm	62 lbs. / 28 kg	34" / 86 cm	19" / 48 cm

**FEATURES:**

- Touring Comfort Fit System™
- Thermoformed adjustable ergonomic seat
- Camlok™ adjustable backband
- Liquicell seat pad
- Keepers™ footbraces
- Precision adjustable thighbraces
- Flushmount hatch covers w/ neoprene seals
- Security bar
- Reflective perimeter deck rigging
- Bow and stern deck bungee
- Rudder

**COLORS:**

- Orange
- Red
- Flame
- Yellow
- Blue
- Smoke / Blue

**ECLIPSE 17 AIRALITE** Everything you wanted in a capable expedition boat, with less weight and a lower cost.



MAX CAPACITY	LENGTH	WIDTH	DECK HEIGHT	BOAT WEIGHT	COCKPIT LENGTH	COCKPIT WIDTH
425 lbs. / 193 kg	17' / 518 cm	22.25" / 57 cm	13" / 33 cm	54 lbs. / 24.5 kg	34" / 86 cm	19" / 48 cm

**FEATURES:**

- Airlite™ Comfort Fit System™
- Thermoformed ergonomic seat
- Ratchet adjustable backband
- Liquicell seat pad
- Keepers™ footbraces
- Integrated thighbraces
- Flushmount hatch covers w/ neoprene seals
- Security bar
- Reflective perimeter deck rigging
- Bow and stern deck bungee
- Rudder

**COLORS:**

- Blue
- Red
- Yellow

# FITNESS TOURING

**RHYTHM** The Rhythm has been designed for the average to larger size paddlers. These new fitness touring kayaks track straight and fast, requiring less maneuvering for a powerful aerobic workout. The paddler has the option to adjust the thigh control for full body workouts or to use free leg motion for a strength-building core work out.



MAX CAPACITY	LENGTH	WIDTH	DECK HEIGHT	BOAT WEIGHT	COCKPIT LENGTH	COCKPIT WIDTH
300 lbs. / 136 kg	14'3" / 434 cm	24" / 61 cm	12" / 30 cm	42 lbs./ 19 kg	35" / 89cm	17" / 43cm

**FEATURES:**

- Ergonomic seat w/ Lquicell technology
- Ratchet adjustable back band
- Storage for hydration system
- Deck mount area for gps unit and heart rate monitor
- Keepers™ footbraces

**COLORS:**

- Blue
- Red
- Yellow

**CADENCE** The Cadence 14.0 is specifically designed for women or smaller paddlers. These new fitness touring kayaks track straight and fast, requiring less maneuvering for a powerful aerobic workout.



MAX CAPACITY	LENGTH	WIDTH	DECK HEIGHT	BOAT WEIGHT	COCKPIT LENGTH	COCKPIT WIDTH
300 lbs. / 136 kg	14'3" / 434 cm	24" / 61 cm	11" / 28 cm	42 lbs./ 19 kg	35" / 89cm	17" / 43cm

**FEATURES:**

- Ergonomic seat w/ Lquicell technology
- Ratchet adjustable back band
- Storage for hydration system
- Deck mount area for gps unit and heart rate monitor
- Keepers™ footbraces

**COLORS:**

- Blue
- Red
- Yellow



# RECREATIONAL

**ACADIA SCOUT** An Acadia designed just for kids. A very lightweight, easy-to-paddle, sized-to-fit, price-point recreational kayak with enough speed to keep up with Mom and Dad.



MAX CAPACITY	LENGTH	WIDTH	DECK HEIGHT	BOAT WEIGHT	COCKPIT LENGTH	COCKPIT WIDTH
150 lbs. / 68 kg	10' / 304 cm	23" / 58 cm	10.5" / 27 cm	28 lbs. / 12.7 kg	28" / 71 cm	21" / 53 cm

**FEATURES:**

- Low deck and ergonomic cockpit designed just for kids
- Easy to adjust Keepers™ footbraces
- Upgradable rudder-ready design
- Drain plug for quick and easy water removal
- Easy to carry: ergonomic bow and stern grab handles
- Internal flotation pillars
- Adjustable backband

**COLORS:**

- Orange
- Red
- Flame
- Yellow
- Blue
- Smoke/Blue

**ACADIA 11.5** A great choice for those just getting into paddling but wanting some additional creature comforts. Features a hull that provides outstanding tracking, stability and speed. A dry stern storage area is ideal for carrying lunch, a blanket and other needs for paddling to that private little beach across the lake.



MAX CAPACITY	LENGTH	WIDTH	DECK HEIGHT	BOAT WEIGHT	COCKPIT LENGTH	COCKPIT WIDTH
365 lbs. / 166 kg	11'3" / 343 cm	28" / 71 cm	13.5" / 34 cm	50 lbs. / 22.7 kg	38" / 97 cm	21" / 53 cm

**FEATURES:**

- Zone multi adjust outfitting system
- Molded-in seat
- Slidelock™ footbraces
- Vertical wall bow flotation
- Bow and stern grab handles
- Dual tracking channels
- Bow deck rigging
- Stern storage hatch
- Stern flotation bulkhead

**COLORS:**

- Orange
- Red
- Flame
- Yellow
- Blue
- Smoke/Blue

**ACADIA 13** The Acadia 13 features a hull that provides outstanding tracking, stability and speed. A dry stern storage area is ideal for carrying lunch, a blanket and other needs for paddling to that private little beach across the lake. And our improved Zone outfitting system makes the paddling experience comfortable.



MAX CAPACITY	LENGTH	WIDTH	DECK HEIGHT	BOAT WEIGHT	COCKPIT LENGTH	COCKPIT WIDTH
400 lbs. / 181 kg	13' / 396 cm	26.75" / 68 cm	13.75" / 35 cm	52 lbs. / 23.5 kg	39" / 99 cm	22" / 56 cm

**FEATURES:**

- Zone multi adjust outfitting system
- Molded-in seat
- Slidelock™ footbraces
- Vertical wall bow flotation
- Bow and stern grab handles
- Dual tracking channels
- Bow deck rigging
- Stern storage hatch
- Stern flotation bulkhead

**COLORS:**

- Orange
- Red
- Flame
- Yellow
- Blue
- Smoke/Blue

**ACADIA II 14** Maybe you don't like to paddle alone. Then check out the Acadia II. The stability is rock-solid so you can comfortably bring one of the kids along for the ride. We even include a removable kid's seat.



MAX CAPACITY	LENGTH	WIDTH	DECK HEIGHT	BOAT WEIGHT	COCKPIT LENGTH	COCKPIT WIDTH
650 lbs. / 295 kg	14'3" / 435 cm	33.25" / 84 cm	13.75" / 35 cm	82 lbs. / 37 kg	86.75" / 220 cm	24.5" / 62 cm

**FEATURES:**

- Adjustable seating system
- Keepers™ footbraces
- Bow and stern grab handles
- Dual density stern hatch cover
- Bow and stern deck rigging
- Stern storage hatch
- Stern flotation bulkhead
- Bow vertical flotation
- Large open cockpit
- Removable kids seat
- Cupholder

**COLORS:**

- Orange
- Red
- Yellow
- Blue



The Prodigy family of kayaks encapsulates everything that a paddler searches for and more in a recreational kayak. Under the lead of legendary designer Bob McDonough, we've engineered a boat that is ideal for many types of water...lakes, ponds, sounds and slow, deep rivers. Featuring a new high performance v-shape hull with soft chines, the new Prodigy provides a platform that is stable and effortless to paddle and cast from, while the new Zone outfitting provides superior comfort and customization.

**PRODIGY 10** The Prodigy family of kayaks encapsulates everything that a paddler searches for and more in a recreational kayak. The Prodigy is ideal for many types of water...lakes, ponds, sounds and slow, deep rivers.

**NEW!**



MAX CAPACITY	LENGTH	WIDTH	DECK HEIGHT	BOAT WEIGHT	COCKPIT LENGTH	COCKPIT WIDTH
275 lbs. /102.5 kg	10' / 305cm	29.5" / 75 cm	15.25" / 39 cm	43 lbs./ 19.5 kg	23.5" / 58.8cm	51.5" / 128.8 cm

**FEATURES:**

- Adjustable back rest
- Sculpted and vented foam seat and backrest pads
- Knee pad with inner or outer brace options
- Bow and stern grab handles
- Slide lock footbraces
- Easy access side mounted paddle park
- Cupholder

**COLORS:**

- Orange
- Red
- Flame
- Yellow
- Blue
- Smoke/Blue

**PRODIGY 10 EXP** The 10EXP version features the new Zone outfitting provides superior comfort and customization. For a more versatile boat, the 10 EXP also has a double sealed watertight bulkhead and bow and stern deck bungees.



MAX CAPACITY	LENGTH	WIDTH	DECK HEIGHT	BOAT WEIGHT	COCKPIT LENGTH	COCKPIT WIDTH
275 lbs. / 102.5 kg	10' / 305cm	29.5" / 75 cm	15.25" / 39 cm	45 lbs. / 20 kg	23.5" / 58.8cm	51.5" / 128.8cm

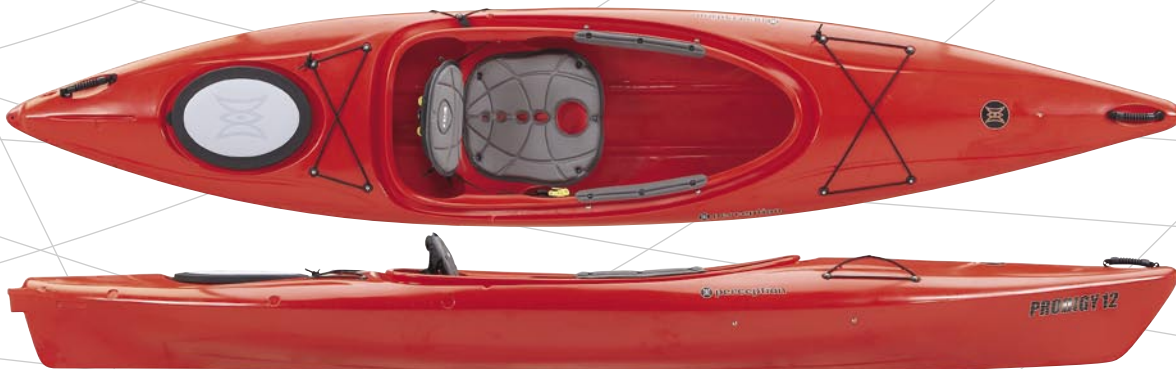
**FEATURES:**

- Zone multi adjust seating system
- Knee pad with inner or outer brace options
- Bow and stern rubberized grab handles
- Slide lock footbraces
- Dual density stern hatch cover
- Double sealed watertight bulkhead
- Easy access side mounted paddle park
- Bow and Stern deck bungee
- Cupholder

**COLORS:**

- Orange
- Red
- Flame
- Yellow
- Blue
- Smoke/Blue

**PRODIGY 12** The Prodigy 12 provides all the features of the 10EXP but gives you more storage to go longer distances.



MAX CAPACITY	LENGTH	WIDTH	DECK HEIGHT	BOAT WEIGHT	COCKPIT LENGTH	COCKPIT WIDTH
300 lbs. / 136 kg	17' / 366cm	28" / 71 cm	15" / 38 cm	48 lbs. / 22 kg	23.5" / 58.8 cm	51.5" / 128.8cm

**FEATURES:**

- Zone multi adjust seating system
- Knee pad with inner or outer brace options
- Bow and stern rubberized grab handles
- Slide lock footbraces
- Dual density stern hatch cover
- Double sealed watertight bulkhead
- Easy access side mounted paddle park
- Bow and Stern deck bungee
- Cupholder

**COLORS:**

- Orange
- Red
- Flame
- Yellow
- Olive
- Spruce
- Sand
- Camo
- Blue
- Smoke/Blue

**OPTIONS:**

- Angler Package

# SIT-ON-TOPS

**ALOHA** Get ready for wave-riding fun in this lightweight, user-friendly surf machine. A quick flow self-bailing hull makes sure you won't get waterlogged on your journey, either. Something this stable and easy to paddle shouldn't be so much fun. But it is.



MAX CAPACITY	LENGTH	WIDTH	SEAT WIDTH	SEATING LENGTH	BOAT WEIGHT
225 lbs. / 102 kg	8'6" / 259 cm	26.75" / 68 cm	16" / 40 cm	49" / 124.5 cm	35.5 lbs. / 16 kg

- FEATURES:**
- Molded-in footbraces
  - Cup holder
  - Accessory deck loops
  - Drain plug

- COLORS:**
- Orange
  - Red
  - Flame
  - Yellow
  - Blue
  - Smoke
  - Blue

**KOHO** The Koho is perfect for exploring the reefs and waters of your own secret cove.



MAX CAPACITY	LENGTH	WIDTH	SEAT WIDTH	SEATING LENGTH	BOAT WEIGHT
310 lbs. / 140 kg	11'2" / 340 cm	28.25" / 72 cm	16.5" / 41 cm	50" / 127 cm	52 lbs. / 23.5 kg

- FEATURES:**
- Molded-in footbraces
  - Cup holder
  - Stern storage well with tightlock straps
  - Accessory deck loops
  - Side carry handles
  - Drain plug
  - Water bottle

- COLORS:**
- Orange
  - Red
  - Flame
  - Yellow
  - Blue
  - Smoke
  - Blue

## LANAKAI

Bring a friend and an extra paddle along for a day of fun playing in the surf, or straight-tracking in bigger water. The two of you will appreciate the long lines of the 12.5, which make long distances shrink before your very paddles.



MAX CAPACITY	LENGTH	WIDTH	SEAT WIDTH	SEATING LENGTH	BOAT WEIGHT
450 lbs. / 204 kg	12'8" / 386 cm	33" / 84 cm	16" / 40 cm; 18.5" / 47 cm	49" / 124.5 cm; 48" / 122 cm	72 lbs. / 33 kg

### FEATURES:

- Molded-in footbraces
- Deck hatch w/ mesh bag
- Cup holders
- Accessory deck loops
- Side carry handles
- Tightlock straps
- Drain plug
- Water bottle

### COLORS:

- Orange
- Red
- Flame
- Yellow
- Blue
- Smoke/Blue

## TORRENT

This sit-on-top whitewater kayak is designed for the speed and challenges of swift rivers, while its open top design and on-water versatility make for a great trainer for up to Class IV rivers.

**NEW!**



PADDLER WEIGHT RANGE	LENGTH	WIDTH	SEAT WIDTH	SEATING LENGTH	BOAT WEIGHT
100 - 250 lbs. / 45 - 102 kg	10' / 300 cm	30.5" / 76.3 cm	18" / 45 cm	46" / 115 cm	46 lbs. / 24 kg

### FEATURES:

- Padded adjustable Thigh straps
- Keepers easy adjust footbraces
- 5" day storage hatch
- Water bottle storage recess and strap

### COLORS:

- Orange
- Red
- Yellow
- Blue

### SEARCH 13

The Search is a sit-on-top kayak that is weather friendly and stable. The bow of the Search is very buoyant giving it superior performance in the surf. The stern of the boat features a tankwell that allows easy access to stowed gear.

**NEW!**



MAX CAPACITY	LENGTH	WIDTH	SEAT WIDTH	SEATING LENGTH	BOAT WEIGHT
300 lbs. / 112 kg	13' / 396 cm	30" / 76 cm	19" / 48 cm;	54" / 137 cm	60 lbs. / 27 kg

#### FEATURES:

- Comfort Seating System
- 2 x 8" side storage pockets/knee pads
- Retractable comfort carry handles
- TriggerLock™ footbrace system
- Dual density Bow storage hatch
- Day hatch
- Tankwell bungees
- Side Paddle/Rod holders
- Cupholder
- Removable Tackle box

#### COLORS:

- Orange
- Red
- Flame
- Yellow
- Olive
- Spruce
- Sand
- Camo
- Blue
- Smoke/Blue

#### OPTIONS:

- Rudder
- Angler Package



For anglers looking to land the elusive big one and recreational paddlers looking for a smooth ride the "search" is over. The Search is a sit-on-top kayak that is weather friendly and stable. The bow of the Search is very buoyant giving it superior performance in the surf. Scupper tubes in the seat and foot area quickly drain any water that may enter the boat. The stern of the boat features a tankwell that allows easy access to stowed gear.

### SEARCH 15

The Search 15 has all the same features of the 13 with more room to store your gear.

**NEW!**



MAX CAPACITY	LENGTH	WIDTH	SEAT WIDTH	SEATING LENGTH	BOAT WEIGHT
350 lbs. / 130.5 kg	15' / 457 cm	29" / 75 cm	19" / 48 cm;	54" / 137 cm	64 lbs. / 29 kg

#### FEATURES:

- Comfort Seating System
- 2 x 8" side storage pockets/knee pads
- Retractable comfort carry handles
- TriggerLock™ footbrace system
- Dual density Bow storage hatch
- Day hatch
- Tankwell bungees
- Side Paddle/Rod holders
- Cupholder
- Removable Tackle box

#### COLORS:

- Orange
- Red
- Flame
- Yellow
- Olive
- Spruce
- Sand
- Camo
- Blue
- Smoke/Blue

#### OPTIONS:

- Rudder
- Angler Package



**PRODIGY 12 ANGLER** The Prodigy 12 Angler version provides a platform that is stable and effortless to paddle and cast from, while the new Zone outfitting provides superior comfort and customization.

**NEW!**



MAX CAPACITY	LENGTH	WIDTH	DECK HEIGHT	BOAT WEIGHT	COCKPIT LENGTH	COCKPIT WIDTH
300 lbs./ 136 kg	17'/366cm	28"/ 71 cm	15"/ 38 cm	52 lbs. / 24 kg	23.5"/58.8 cm	51.5"/128.8 cm

**FEATURES:**

- Zone multi adjust seating system
- Knee pad with inner or outer brace options
- Rubberized comfort carry handles
- Slide lock footbraces
- Dual density stern hatch cover
- Double sealed watertight bulkhead
- Easy access side mounted paddle park
- Bow and stern deck bungee
- Scotty® bow rod holder
- Anchor
- Stern flushmount rod-holder

**COLORS:**

- Orange
- Red
- Flame
- Yellow
- Olive
- Spruce
- Sand
- Camo
- Blue
- Smoke/Blue



**SEARCH 13 ANGLER** For anglers looking to land the elusive big one and recreational paddlers looking for a smooth ride the "search" is over.

**NEW!**



MAX CAPACITY	LENGTH	WIDTH	SEAT WIDTH	SEATING LENGTH	BOAT WEIGHT
300 lbs. / 112 kg	13' / 396 cm	30" / 76 cm	19" / 48 cm;	54" / 137 cm	64 lbs. / 29 kg

**FEATURES:**

- Comfort Seating System
- Multi-chine Hull
- Adjustable Footbraces
- Recessed Rod Holders (2)
- Scotty® Rod Holders (1)
- Rod Notches (2)
- Removable Tackle box

**COLORS:**

- Orange
- Red
- Flame
- Yellow
- Olive
- Spruce
- Sand
- Camo
- Blue
- Smoke/Blue

**OPTIONS:**

- Rudder

**SEARCH 15 ANGLER** With flush mounted rod holders, a Scotty rod holder and convenient storage pockets/knee pads and a tackle box, this boat will become a favorite among anglers. The 15 provides more room in the tankwell for storing your gear.

**NEW!**



MAX CAPACITY	LENGTH	WIDTH	SEAT WIDTH	SEATING LENGTH	BOAT WEIGHT
350 lbs. / 130.5 kg	15' / 457 cm	29" / 75 cm	19" / 48 cm	54" / 137 cm	64 lbs. / 29 kg

**FEATURES:**

- Comfort Seating System
- Multi-chine Hull
- Adjustable Footbraces
- Recessed rod holders (2)
- Scotty® Rod Holders (1)
- Rod notches (2)
- Removable tackle box

**COLORS:**

- Orange
- Red
- Flame
- Yellow
- Olive
- Spruce
- Sand
- Camo
- Blue
- Smoke/Blue

**OPTIONS:**

- Rudder



MODEL	LENGTH	WIDTH	DECK HEIGHT	BOAT WEIGHT	COCKPIT		STERN HATCH		BOW HATCH		MAX CAPACITY
					LENGTH	WIDTH	LENGTH	WIDTH	LENGTH	WIDTH	

### DAY TOURING

<b>CAROLINA 12 XS</b>	12'2" / 371 cm	21.5" / 55 cm	9.5" / 23.8 cm	36 lbs./ 16.3 kg	29.5" / 75 cm	17.75" / 45 cm	N/A	N/A	N/A	N/A	200 lbs./ 91 kg
<b>CAROLINA 12</b>	12' / 366 cm	26" / 66 cm	14.5" / 37 cm	43 lbs./ 19.5 kg	39.5" / 99 cm	21.5" / 54 cm	17" / 42 cm	12.25" / 31 cm	10" / 25.5 cm	10" / 25.5 cm	275 lbs./ 102.5 kg
<b>CAROLINA 12 AIRALITE</b>	12' / 366 cm	26" / 66 cm	14.5" / 37 cm	43 lbs./ 19.5 kg	39.5" / 99 cm	21.5" / 54 cm	17" / 42 cm	12.25" / 31 cm	10" / 25.5 cm	10" / 25.5 cm	275 lbs./ 102.5 kg
<b>CAROLINA 14</b>	14' / 427 cm	24.5" / 62 cm	14.5" / 37 cm	55 lbs./ 25 kg	39.5" / 99 cm	21.5" / 54 cm	17" / 42 cm	12.25" / 31 cm	10" / 25.5 cm	10" / 25.5 cm	300 lbs./ 112 kg
<b>CAROLINA 14 AIRALITE</b>	14'6" / 442 cm	29" / 74 cm	29" / 74 cm	20" / 51 cm	39.5" / 99 cm	21.5" / 54 cm	17" / 42 cm	12.25" / 31 cm	10" / 25.5 cm	10" / 25.5 cm	300 lbs./ 112 kg
<b>CAROLINA II 17.5</b>	17' / 518 cm	37.25" / 95 cm	34" / 86 cm	22" / 56 cm	37.25" / 95 cm	14" / 36 cm	10" / 25 cm	10" / 25 cm	12.25" / 31 cm	17" / 42 cm	450 lbs./ 204 kg

### TOURING

<b>AVATAR</b>	15'10" / 483 cm	23.25" / 52 cm	11.5" / 28.75 cm	56 lbs./ 25 kg	34" / 86 cm	19" / 48 cm	14.75" / 37 cm	8.75" / 22 cm	13.25" / 33 cm	6.75" / 16.9 cm	300 lbs./ 136 kg
<b>ECLIPSE 16</b>	16'1" / 490 cm	23.5" / 58.8 cm	13" / 32.5 cm	58 lbs./ 26 kg	34" / 86 cm	19" / 48 cm	14.75" / 37 cm	8.75" / 22 cm	13.25" / 33 cm	6.75" / 16.9 cm	325 lbs./ 147 kg
<b>ECLIPSE 17</b>	17' / 518 cm	22.75" / 56.9 cm	13" / 32.5 cm	62 lbs./ 28 kg	34" / 86 cm	19" / 48 cm	22.5" / 86 cm	14.75" / 37 cm	16" / 40 cm	9.75" / 24.4 cm	425 lbs./ 193 kg
<b>ECLIPSE 17 AIRALITE</b>	17' / 518 cm	22.75" / 56.9 cm	13" / 32.5 cm	54 lbs./ 25 kg	34" / 86 cm	19" / 48 cm	22.5" / 86 cm	14.75" / 37 cm	16" / 40 cm	9.75" / 24.4 cm	425 lbs./ 193 kg

### FITNESS TOURING

<b>RHYTHM</b>	14'3" / 434 cm	24" / 61 cm	12" / 30 cm	42 lbs./ 19 kg	35" / 89 cm	17" / 45 cm	N/A	N/A	N/A	N/A	300 lbs./ 136 kg
<b>CADENCE</b>	14'3" / 434 cm	24" / 61 cm	12" / 30 cm	42 lbs./ 19 kg	35" / 89 cm	17" / 45 cm	N/A	N/A	N/A	N/A	300 lbs./ 136 kg

### REC-IN

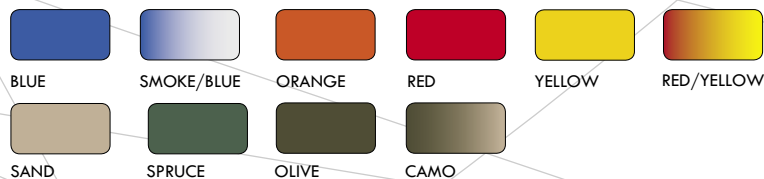
<b>ACADIA SCOUT 10</b>	10' / 300 cm	23" / 57.5 cm	10.5" / 25.25 cm	28 lbs./ 12.7 kg	28" / 71 cm	21" / 53 cm	N/A	N/A	N/A	N/A	150 lbs./ 68 kg
<b>ACADIA 11.5</b>	11'3" / 338 cm	31.25" / 78 cm	13.5" / 33.75 cm	48 lbs./ 21.7 kg	38" / 97 cm	21" / 53 cm	17" / 42 cm	12.25" / 31 cm	N/A	N/A	365 lbs./ 166 kg
<b>ACADIA 13.0</b>	13' / 390 cm	26.75" / 69 cm	13.75" / 34.38 cm	49 lbs./ 22.2 kg	39" / 99 cm	22" / 56 cm	17" / 42 cm	12.25" / 31 cm	N/A	N/A	400 lbs./ 181 kg
<b>ACADIA II 14.0</b>	14'3" / 428 cm	23.25" / 83 cm	13.75" / 34.38 cm	70 lbs./ 31.7 kg	86.75" / 220 cm	24.5" / 62 cm	10" / 25.5 cm	10" / 25.5 cm	N/A	N/A	650 lbs./ 295 kg
<b>PRODIGY 10.0</b>	10' / 305 cm	29.5" / 75 cm	15.25" / 39 cm	43 lbs./ 19.5 kg	51.5" / 131 cm	23.5" / 60 cm	N/A	N/A	N/A	N/A	275 lbs./ 103 kg
<b>PRODIGY 10.0 EXP</b>	10' / 305 cm	29.5" / 75 cm	15.25" / 39 cm	43 lbs./ 19.5 kg	51.5" / 131 cm	23.5" / 60 cm	17" / 42 cm	12.25" / 31 cm	N/A	N/A	275 lbs./ 103 kg
<b>PRODIGY 12.0 EXP</b>	12' / 366 cm	28" / 71 cm	15" / 38 cm	48 lbs./ 22 kg	51.5" / 131 cm	23.5" / 60 cm	17" / 42 cm	12.25" / 31 cm	N/A	N/A	300 lbs./ 112 kg

### SPORTING REC

<b>PRODIGY 12 ANGLER</b>	12' / 366 cm	28" / 71 cm	15" / 38 cm	48 lbs./ 22 kg	51.5" / 131 cm	23.5" / 60 cm	17" / 42 cm	12.25" / 31 cm	N/A	N/A	300 lbs./ 112 kg
<b>SEARCH 13.0 ANGLER</b>	13' / 366 cm	30" / 76 cm	16" / 40.5 cm	60 lbs./ 27 kg	54" / 137 cm	19" / 48 cm	N/A	N/A	17" / 42 cm	12.25" / 31 cm	300 lbs./ 112 kg
<b>SEARCH 15.0 ANGLER</b>	13' / 366 cm	30" / 76 cm	16" / 40.5 cm	60 lbs./ 27 kg	54" / 137 cm	19" / 48 cm	N/A	N/A	17" / 42 cm	12.25" / 31 cm	300 lbs./ 112 kg

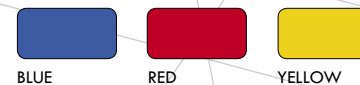
### ROTMOLDED COLORS

With the exclusive return of Polyethylene Hyper-Density Resin (the first of its kind), Perception® boats continue to be stronger, stiffer and more resistant than any boat out there. Polyethylene perfectly balances durability versus weight and delivers a consistently smooth finish with rich, vibrant color.



### AIRALITE™ COLORS

Airalite™, the breakthrough material that is revolutionizing the kayaking industry is something that we helped grow from an idea into reality. Airalite™ is a co-extruded, high-impact acrylic over premium ABS- that will stand up to any type of water. So now there's finally a material in existence that is light and stiff like composite kayaks with the durability and price of plastic. But before you even climb into one of these boats, you'll notice that glossy shine.



MODEL	LENGTH	WIDTH	BOAT WEIGHT	SEATING AREA		TANK WELL		BOW HATCH		MAX CAPACITY
				LENGTH	WIDTH	LENGTH	WIDTH	LENGTH	WIDTH	
<b>REC-ON</b>										
<b>ALOHA 8.5</b>	8'6" / 340 cm	26.75" / 68 cm	35.5 lbs./ 16 kg	49" / 122.5 cm	16" / 40 cm	N/A	N/A	N/A	N/A	225 lbs./ 102 kg
<b>KOHO 11.5</b>	11'2" / 335 cm	28.25" / 70 cm	50.5 lbs./ 22.9 kg	50" / 125 cm	16.5" / 41 cm	32" / 80 cm	15" / 38 cm	10" / 25 cm	10" / 25 cm	310 lbs./ 140 kg
<b>LANAKAI 12.5</b>	12'8" / 386 cm	33" / 84 cm	70.5 lbs./ 31.9 kg	49" / 122.5 cm; 48" / 120 cm	16" / 40 cm; 18.5" / 46.3 cm	N/A	N/A	5" / 12.5 cm; 8" / 20 cm	5" / 12.5 cm; 8" / 20 cm	225 lbs./ 102 kg
<b>SEARCH 13.0</b>	13' / 366 cm	30" / 76 cm	60 lbs/ 27 kg	54" / 137 cm	19" / 48 cm	46" / 115 cm	20" / 50.8 cm	17" / 43 cm	12.25" / 31 cm	300 lbs./ 112 kg
<b>SEARCH 15.0</b>	15' / 457 cm	29" / 75 cm	64 lbs./ 29 kg	54" / 137 cm	19" / 48 cm	46" / 115 cm	20" / 50.8 cm	17" / 43 cm	12.25" / 31 cm	300 lbs./ 112 kg
<b>TORRENT</b>	10' / 307 cm	30.5" / 77 cm	46 lbs/ 24 kg	48" / 122 cm	18.5" / 47 cm	N/A	N/A	5" / 12.5 cm	5" / 12.5 cm	100 -250 lbs./ 45 - 113 kg



### SEAT/ BACKREST

Sculpted, channeled, and vented foam self-drains and conforms to your shape, whatever your shape.

### THIGHBRACES

Ingenious thigh brace design produces infinite articulation and optimum comfort and mastery of this critical point. **ON SELECTED MODELS ONLY**

## EXP. TOURING CFS

### ERGONOMIC SEAT WITH LIQUICELL® TECHNOLOGY

Our expedition boats are made to put in the miles and our outfitting is no different. We designed an ergonomic seat that cradles your body with leg lifts and rounded edges. A LiquiCell® seat pad uses shear-reducing technology for additional comfort and reduction of lower back stress.

### CAMLOCK™ ADJUSTABLE BACKBAND

Combining solid boat control with easy adjustability and extreme comfort, we recessed the cam buckles into thighbraces so you can adjust them quickly from the cockpit. Non-slip webbing is routed from the buckles to both sides of the backband and elastic straps keep it firmly in place.

### PRECISION ADJUSTABLE THIGHBRACES

Comfort and control with two inches of fore and aft adjustability. And all this without sacrificing stiffness.

## AIRALITE CFS

### RATCHET ADJUSTABLE BACKBAND

Easily hone your own comfort level with ratchet buckles that allow quick, secure adjustment of your backband. It's comfort that enhances performance.

### INTEGRATED THIGHBRACES

Performance-enhancing thighbraces help stiffen the cockpit rim as well as give you the leverage you need for maneuvering or rolling. We've padded them with thick, customizable neoprene so they're as comfortable as they are effective.



## SIT-ON-TOP CSS

### ROUNDED EDGES

Our sit-on-tops feature smooth, rounded edges that make it easy to change your seating position if you're fishing and make sliding on and climbing off your boat pain-free

### KEEPERS™ FOOTBRACES

Footbraces that feature great support, easy adjustability and contoured footpads make for outstanding barefoot comfort.

### SEAT/ BACKREST

Sculpted, channeled, and vented foam self-drains and conforms to your shape, whatever your shape.

Mesh pockets/Knee pads for storage and comfort.

## SIT-ON-TOP CFS

### ROUNDED EDGES

Our sit-on-tops feature smooth, rounded edges that make it easy to change your seating position if you're fishing and make sliding on and climbing off your boat pain-free

### KEEPERS™ FOOTBRACES

Footbraces that feature great support, easy adjustability and contoured footpads make for outstanding barefoot comfort.





**perception**

# 58000106  
Perception  
111 Kayaker Way  
Easley SC 29642  
[www.perceptionkayaks.com](http://www.perceptionkayaks.com)

© 2007 Perception, A division of Confluence Watersports



ADVENTURE TECHNOLOGY  
[www.atpaddles.com](http://www.atpaddles.com)

Paddles and paddling accessories provided by:

 **harmony**  
[www.harmonygear.com](http://www.harmonygear.com)