

finishes + materials

program guide

05.23.2022



teknion



# update summary

Please be advised that information has been updated within the Finishes + Materials Program Guide. To highlight these updates, a summary has been created for your reference.

## deleted

Seamless finishes have been removed.

Please note, first orders for new products will be accepted on May 23, 2022. All software will also be updated by May 23, 2022. If you have any questions regarding the information enclosed, please contact your Teknion Customer Service Representative.





SYSTEMS /ARCHITECTURAL  
FINISHES . . . . . 7

SEATING FINISHES . . . . . 39

GENERAL INFORMATION . . . . . 67

ZONES FINISHES + MATERIALS . . . 77

systems/architectural  
finishes

# systems/architectural finishes

## LISTINGS & APPLICATION MATRICES

SOURCE LAMINATE . . . . .	8
ELEMENT SOURCE LAMINATE . . . . .	10
FASCIA LAMINATE . . . . .	12
FASCIA LAMINATE (DOOR ONLY) . . . . .	12
FOUNDATION LAMINATE . . . . .	14
FLINTWOOD . . . . .	16
NATURAL VENEER . . . . .	18
CHROMAWOOD . . . . .	22
EDGE TRIM STYLE . . . . .	22
EDGE TRIM COLOR . . . . .	24
FOUNDATION . . . . .	26
MICA . . . . .	26
ACCENT . . . . .	28
PAINTED . . . . .	28
TRANSLUCENT . . . . .	28
SOLID SURFACE . . . . .	28
METAL PAINT . . . . .	30
PAINTED SURFACE . . . . .	30
ANODIZED . . . . .	30
METAL . . . . .	30
GLASS . . . . .	32
FELT . . . . .	36

# listings & application matrices

		PANEL SYSTEMS			FREESTANDING SYSTEMS			DESKING SYSTEMS				CASEGOODS				ARCHITECTURAL PRODUCTS								
		LEVERAGE®	T/O/S®	LYFT®	DISTRICT®	ABILITY®	MARKETPLACE™	ROUTES	UPSTAGE	EXPANSION® DESKING	EXPANSION® CITYLINE	INTERPRET™	HEIGHT-ADJUSTABLE BENCH	DOSSIER®	EMOTE	JOURNAL	LITE WOOD OFFICE	EXPANSION® CASEGOODS	ALTOS®	OPTOS®	FOCUS WALL	POD	TEK VUE	ARCHITECTURAL COMPLEMENTS
<b>Source Laminate</b>																								
<p><i>Source Laminates are low pressure laminates (LPL) that are color matched to various Teknion finish categories including Foundation paint colors, Foundation Laminates and Edge Trims. They can be used on both horizontal and vertical surfaces. While significant improvements have been made to align color and textures between high pressure laminates and low pressure laminates materials, there may be slight variations. Please refer to actual samples.</i></p>																								
<b>Solid</b>																								
Very White	XG	■			■	■		■	■	■	■	■				▲	■	*						
Storm White	XS	■			■	■		■	■	■	■	■				▲	■	*						
Granite	LY	■			■	■		■	■	■	■	■					■	*						
Ebony	LE	■			■	■		■	■	■	■	■					■	*						
Atrium White	3G	■			■	■		■	■	■	■	■			■	▲	■	*						
Soft Gris	3H	■			■	■		■	■	■	■	■					■	*						
Greystone	3S	■			■	■		■	■	■	■	■					■	*						
Crisp Grey	3T	■			■	■		■	■	■	■	■			■	▲	■	*						
Sand	3U	■			■	■		■	■	■	■	■			■	▲	■	*						
Earth	3V	■			■	■		■	■	■	■	■					■	*						
<b>Wood Print</b>																								
Royal Cherry	XR	■			■	■		■	■	■	■	■					■	*						
Espresso Reflect	XK	■			■	■		■	■	■	■	■					■	*						
Walnut Cathedralgrain	XQ	■			■	■		■	■	■	■	■					■	*						
Stainless	XJ	■			■	■		■	■	■	■	■					■	*						
Mercurial Walnut	3A	■			■	■		■	■	■	■	■			■	▲	■	*						
Java Walnut	3B	■			■	■		■	■	■	■	■					■	*						
Urban Walnut	3C	■			■	■		■	■	■	■	■			■	▲	■	*						
Choice Maple	3D	■			■	■		■	■	■	■	■			■	▲	■	*						
Estate Cherry	3E	■			■	■		■	■	■	■	■					■	*						
Campus Oak	3F	■			■	■		■	■	■	■	■			■	▲	■	*						
Flax Reflect	3J	■			■	■		■	■	■	■	■					■	*						
Pecan Reflect	3K	■			■	■		■	■	■	■	■					■	*						
Coastal Elm	3L	■			■	■		■	■	■	■	■			■	▲	■	*						
Provincial Oak	3M	■			■	■		■	■	■	■	■			■	▲	■	*						
Cocoa Brown Reflect	3N	■			■	■		■	■	■	■	■					■	*						
Sycamore Reflect	3P	■			■	■		■	■	■	■	■					■	*						
Ivory Birch	3X	■			■	■		■	■	■	■	■			■	▲	■	*						

\* Limited offering

Custom Wood contains the following product lines: Community Table, C+D & Teknion Reception.

Lite Wood Office contains the following product lines: Byward & Carrier Desk.

▲ Applicable to the Byward only



# listings & application matrices

	FILING & STORAGE						TABLES & COLLABORATIVE SPACES								CUSTOM WOOD			
	LEDGER® MOUNTED STORAGE	CUSTOM STORAGE	UNIVERSAL OVERHEAD	MODULAR CABINETS	COMPLEMENTS	WORK TABLES	MEETING TABLES	AUDIENCETM BOARDROOM TABLES	AUDIENCETM BOARDROOM STORAGE	EXPANSION® TRAINING	THESIS	CASUAL TABLES	CLUBTALK	STORAGE	WORK TOOLS	COMMUNITY TABLE	C+D CONFERENCE TABLE	TEKNION RECEPTION
<b>Source Laminate</b>																		
<i>Source Laminates are low pressure laminates (LPL) that are color matched to various Teknion finish categories including Foundation paint colors, Foundation Laminates and Edge Trims. They can be used on both horizontal and vertical surfaces. While significant improvements have been made to align color and textures between high pressure laminates and low pressure laminates materials, there may be slight variations. Please refer to actual samples.</i>																		
<b>Solid</b>																		
Very White	XG																	
Storm White	XS																	
Granite	LY																	
Ebony	LE																	
Atrium White	3G																	
Soft Gris	3H																	
Greystone	3S																	
Crisp Grey	3T																	
Sand	3U																	
Earth	3V																	
<b>Wood Print</b>																		
Royal Cherry	XR																	
Espresso Reflect	XK																	
Walnut Cathedralgrain	XQ																	
Stainless	XJ																	
Mercurial Walnut	3A																	
Java Walnut	3B																	
Urban Walnut	3C																	
Choice Maple	3D																	
Estate Cherry	3E																	
Campus Oak	3F																	
Flax Reflect	3J																	
Pecan Reflect	3K																	
Coastal Elm	3L																	
Provincial Oak	3M																	
Cocoa Brown Reflect	3N																	
Sycamore Reflect	3P																	
Ivory Birch	3X																	

# listings & application matrices

		PANEL SYSTEMS			FREESTANDING SYSTEMS			DESKING SYSTEMS				CASEGOODS				ARCHITECTURAL PRODUCTS								
		LEVERAGE®	T/O/S®	LYFT®	DISTRICT®	ABILITY®	MARKETPLACE™	ROUTES	UPSTAGE	EXPANSION® DESKING	EXPANSION® CITYLINE	INTERPRET™	HEIGHT-ADJUSTABLE BENCH	DOSSIER®	EMOTE	JOURNAL	LITE WOOD OFFICE	EXPANSION® CASEGOODS	ALTOS®	OPTOS®	FOCUS WALL	POD	TEK VUE	ARCHITECTURAL COMPLEMENTS
<b>Element Source Laminate</b>																								
<i>Element Source Laminates are a subset of Source Element Colors.</i>																								
<b>Solid</b>																								
Very White	XG	Available		Available			Available	Available																
Storm White	XS	Available		Available			Available	Available																
Crisp Grey	3T	Available		Available			Available	Available																
Sand	3U	Available		Available			Available	Available																
<b>Wood Print</b>																								
Choice Maple	3D	Available		Available			Available	Available																
Estate Cherry	3E	Available		Available			Available	Available																
Pecan Reflect	3K	Available		Available			Available	Available																
Cocoa Brown Reflect	3N	Available		Available			Available	Available																

Custom Wood contains the following product lines: Community Table, C+D & Teknion Reception.

Lite Wood Office contains the following product lines: Byward & Carrier Desk.

# listings & application matrices

		FILING & STORAGE						TABLES & COLLABORATIVE SPACES								CUSTOM WOOD				
		LEDGER®	MOUNTED STORAGE	CUSTOM STORAGE	UNIVERSAL OVERHEAD	MODULAR CABINETS	COMPLEMENTS	WORK TABLES	MEETING TABLES	AUDIENCETM BOARDROOM TABLES	AUDIENCETM BOARDROOM STORAGE	EXPANSION® TRAINING	THESIS	CASUAL TABLES	CLUBTALK	STORAGE	WORK TOOLS	COMMUNITY TABLE	C+D CONFERENCE TABLE	TEKNIION RECEPTION
<b>Element Source Laminate</b>																				
<i>Element Source Laminates are a subset of Source Element Colors.</i>																				
<b>Solid</b>																				
Very White	XG																			
Storm White	XS																			
Crisp Grey	3T																			
Sand	3U																			
<b>Wood Print</b>																				
Choice Maple	3D																			
Estate Cherry	3E																			
Pecan Reflect	3K																			
Cocoa Brown Reflect	3N																			

# listings & application matrices

	PANEL SYSTEMS					FREESTANDING SYSTEMS			DESKING SYSTEMS				CASEGOODS				ARCHITECTURAL PRODUCTS						
	LEVERAGE®	T/O/S®	LYFT®	DISTRICT®	ABILITY®	MARKETPLACE™	ROUTES	UPSTAGE	EXPANSION® DESKING	EXPANSION® CITYLINE	INTERPRET™	HEIGHT-ADJUSTABLE BENCH	DOSSIER®	EMOTE	JOURNAL	LITE WOOD OFFICE	EXPANSION® CASEGOODS	ALTOS®	OPTOS®	FOCUS WALL	POD	TEK VUE	ARCHITECTURAL COMPLEMENTS
<b>Fascia Laminate</b>																							
<i>Fascia Laminates are low pressure laminates (LPL) offered in neutral solids and print options. The subtle colors and patterns provide a variety of sophisticated design options.</i>																							
<b>Solid</b>																							
Very White	Q J																						
Storm White	L W																						
Crisp Grey	8 T																						
Atrium White	8 V																						
Sand	8 U																						
<b>Wood Print</b>																							
Stainless	M S																						
Titanium Bristle	5 J																						
Umber Bristle	5 K																						
Campus Oak	8 F																						
Estate Cherry	8 G																						
Choice Maple	8 H																						
<b>Fascia Laminate (Doors Only)</b>																							
<b>Solid</b>																							
Very White	Q J																						
Storm White	L W																						
Crisp Grey	8 T																						
Sand	8 U																						
Atrium White	8 V																						
<b>Wood Print</b>																							
Stainless	M S																						
Titanium Bristle	5 J																						
Umber Bristle	5 K																						
Campus Oak	8 F																						
Estate Cherry	8 G																						
Choice Maple	8 H																						
Flax Reflect	8 J																						
Pecan Reflect	8 K																						
Cocoa Brown Reflect	8 N																						
Sycamore Reflect	8 P																						
Espresso Reflect	8 Z																						

Custom Wood contains the following product lines: Community Table, C+D & Teknion Reception.

Lite Wood Office contains the following product lines: Byward & Carrier Desk.

# listings & application matrices

		FILING & STORAGE					TABLES & COLLABORATIVE SPACES										CUSTOM WOOD		
		LEDGER® MOUNTED STORAGE	CUSTOM STORAGE	UNIVERSAL OVERHEAD	MODULAR CABINETS	COMPLEMENTS	WORK TABLES	MEETING TABLES	AUDIENCETM BOARDROOM TABLES	AUDIENCETM BOARDROOM STORAGE	EXPANSION® TRAINING	THESIS	CASUAL TABLES	CLUBTALK	STORAGE	WORK TOOLS	COMMUNITY TABLE	C+D CONFERENCE TABLE	TEKNION RECEPTION
<div style="display: flex; align-items: center;"> <div style="width: 20px; height: 10px; background-color: #007bff; margin-right: 5px;"></div> Available                 <div style="width: 20px; height: 10px; background-color: #fff; border: 1px solid #000; margin-left: 20px; margin-right: 5px;"></div> Not Available             </div>																			
<b>Fascia Laminate</b>																			
<i>Fascia Laminates are low pressure laminates (LPL) offered in neutral solids and print options. The subtle colors and patterns provide a variety of sophisticated design options.</i>																			
<b>Solid</b>																			
Very White	Q J																		
Storm White	L W																		
Crisp Grey	8 T																		
Atrium White	8 V																		
Sand	8 U																		
<b>Wood Print</b>																			
Stainless	M S																		
Titanium Bristle	5 J																		
Umber Bristle	5 K																		
Campus Oak	8 F																		
Estate Cherry	8 G																		
Choice Maple	8 H																		
<b>Fascia Laminate (Doors Only)</b>																			
<b>Solid</b>																			
Very White	Q J																		
Storm White	L W																		
Crisp Grey	8 T																		
Sand	8 U																		
Atrium White	8 V																		
<b>Wood Print</b>																			
Stainless	M S																		
Titanium Bristle	5 J																		
Umber Bristle	5 K																		
Campus Oak	8 F																		
Estate Cherry	8 G																		
Choice Maple	8 H																		
Flax Reflect	8 J																		
Pecan Reflect	8 K																		
Cocoa Brown Reflect	8 N																		
Sycamore Reflect	8 P																		
Espresso Reflect	8 Z																		




# listings & application matrices

		FILING & STORAGE					TABLES & COLLABORATIVE SPACES								CUSTOM WOOD				
		LEDGER® MOUNTED STORAGE	CUSTOM STORAGE	UNIVERSAL OVERHEAD	MODULAR CABINETS	COMPLEMENTS	WORK TABLES	MEETING TABLES	AUDIENCETM BOARDROOM TABLES	AUDIENCETM BOARDROOM STORAGE	EXPANSION® TRAINING	THESIS	CASUAL TABLES	CLUBTALK	STORAGE	WORK TOOLS	COMMUNITY TABLE	C+D CONFERENCE TABLE	TEKNIUM RECEPTION
<p><b>Foundation Laminate</b></p> <p><i>Foundation Laminates are high pressure laminates (HPL) that are offered in solid color, abstract patterns and wood prints. The Reflect collection is designed to coordinate with Flintwood colors and not intended to be a direct color match. Surface finishes differ from each laminate as different top coats have been selected to best enhance the appearance of color. While significant improvements have been made to align color and textiles between high-pressure laminates and low pressure laminates materials, there may be slight variations. Please refer to actual samples.</i></p>																			
<b>Solid</b>																			
Very White	RV								1	2/3								*	
Storm White	LW								1	2/3								*	
Atrium White	2G								1	2									
Soft Gris	2H								1	2/3									
Greystone	2S								1	2									
Crisp Grey	2T								1	2/3								*	
Sand	2U								1	2								*	
Earth	2V								1	2								*	
Matte Black	6K																		
<b>Wood Print</b>																			
Royal Cherry	YR								1	2/3									
Espresso Reflect	RN								1	2/3									
Walnut Cathedralgrain	RQ								1	2/3									
Stainless	JG								1	2/3									
Mercurial Walnut	2A								1	2/3									
Java Walnut	2B								1	2/3									
Urban Walnut	2C								1	2/3									
Choice Maple	2D								1	2/3									
Estate Cherry	2E								1	2/3									
Campus Oak	2F								1	2/3									
Flax Reflect	2J								1	2/3									
Pecan Reflect	2K								1	2/3									
Coastal Elm	2L								1	2/3									
Provincial Oak	2M								1	2/3									
Cocoa Brown Reflect	2N								1	2/3									
Sycamore Reflect	2P								1	2/3									
Ivory Birch	2X								1	2/3									
<b>Abstract</b>																			
Heather Grey	DN								1	2									
Striate White	DQ								1	2									
Striate Charcoal	DR								1	2									
White Matrix	MW								1	2									
Light Grey Crosshatch	6L								1	2									
Blond Crosshatch	6M								1	2									
Fog Vapour	6Q								1	2									

For matching or coordinate edge bands color, please see the Laminate/Edge Trim Color Coordination Chart in the General Information section.

- 1 Applicable to worksurfaces only.
- 2 Applicable to M 1 3/16" worksurfaces only.
- 2/3 Applicable to M 1 3/16" & X 1 9/16" worksurfaces only.
- \* Limited offering

# listings & application matrices

		PANEL SYSTEMS			FREESTANDING SYSTEMS			DESKING SYSTEMS			CASEGOODS				ARCHITECTURAL PRODUCTS									
		LEVERAGE®	T/O/S®	LYFT®	DISTRICT®	ABILITY®	MARKETPLACE™	ROUTES	UPSTAGE	EXPANSION® DESKING	EXPANSION® CITYLINE	INTERPRET™	HEIGHT-ADJUSTABLE BENCH	DOSSIER®	EMOTE	JOURNAL	LITE WOOD OFFICE	EXPANSION® CASEGOODS	ALTOS®	OPTOS®	FOCUS WALL	POD	TEK VUE	ARCHITECTURAL COMPLEMENTS
<b>Flintwood</b>  <p><i>Flintwood is a composite wood veneer designed for horizontal and vertical applications. The veneer is very consistent in grain pattern and color. Flintwood is available in both Standard and Cathedral patterns. Standard looks like straight rift cut veneer, Cathedral looks like natural flat cut veneer.</i></p>																								
<b>Standard</b>																								
Blonde Maple	VZ	■	■	■	■	■	■	■	■	■	■	■	■	■	■	▲	■	■	■	■	■	■	■	■
Flax	FX	■	■	■	■	■	■	■	■	■	■	■	■	■	■	▲	■	■	■	■	■	■	■	■
Natural Pecan	FN	■	■	■	■	■	■	■	■	■	■	■	■	■	■	▲	■	■	■	■	■	■	■	■
Sycamore	VA	■	■	■	■	■	■	■	■	■	■	■	■	■	■	▲	■	■	■	■	■	■	■	■
Medium Sycamore	FM	■	■	■	■	■	■	■	■	■	■	■	■	■	■	▲	■	■	■	■	■	■	■	■
Chianti	FC	■	■	■	■	■	■	■	■	■	■	■	■	■	■	▲	■	■	■	■	■	■	■	■
Dark Walnut	FD	■	■	■	■	■	■	■	■	■	■	■	■	■	■	▲	■	■	■	■	■	■	■	■
Black Walnut	VB	■	■	■	■	■	■	■	■	■	■	■	■	■	■	▲	■	■	■	■	■	■	■	■
*Sierra Flint	NR	■	■	■	■	■	■	■	■	■	■	■	■	■	■	▲	■	■	■	■	■	■	■	■
*Cocoa Brown Flint	NT	■	■	■	■	■	■	■	■	■	■	■	■	■	■	▲	■	■	■	■	■	■	■	■
White Oak	5N	■	■	■	■	■	■	■	■	■	■	■	■	■	■	▲	■	■	■	■	■	■	■	■
Poppy Seed	5P	■	■	■	■	■	■	■	■	■	■	■	■	■	■	▲	■	■	■	■	■	■	■	■
Harvest Cherry	5Q	■	■	■	■	■	■	■	■	■	■	■	■	■	■	▲	■	■	■	■	■	■	■	■
Earl Grey	5R	■	■	■	■	■	■	■	■	■	■	■	■	■	■	▲	■	■	■	■	■	■	■	■
Silverwash	5S	■	■	■	■	■	■	■	■	■	■	■	■	■	■	▲	■	■	■	■	■	■	■	■
White Truffle	5T	■	■	■	■	■	■	■	■	■	■	■	■	■	■	▲	■	■	■	■	■	■	■	■
Caraway	5V	■	■	■	■	■	■	■	■	■	■	■	■	■	■	▲	■	■	■	■	■	■	■	■
Drift Oak	5W	■	■	■	■	■	■	■	■	■	■	■	■	■	■	▲	■	■	■	■	■	■	■	■
Classic Walnut	5Z	■	■	■	■	■	■	■	■	■	■	■	■	■	■	▲	■	■	■	■	■	■	■	■
<b>Cathedral</b>																								
Walnut	VT	■	■	■	■	■	■	■	■	■	■	■	■	■	■	▲	■	■	■	■	■	■	■	■
Raw Umber	5U	■	■	■	■	■	■	■	■	■	■	■	■	■	■	▲	■	■	■	■	■	■	■	■
Dark Henna	5X	■	■	■	■	■	■	■	■	■	■	■	■	■	■	▲	■	■	■	■	■	■	■	■
Black Timber	5Y	■	■	■	■	■	■	■	■	■	■	■	■	■	■	▲	■	■	■	■	■	■	■	■

All products manufactured in Standard Flintwood finishes and applications will be provided in the following wood fill types:

- Vertical, Storage and Door applications in Open Pore
- Work/Table Surface top applications in Closed Pore
- Open Pore and Closed Pore do not match in a side by side application

**Exception:**

- Dossier Casegood & Conferencing in Flintwood are produced with Open Pore worksurfaces and Open Pore vertical surfaces
- Journal in Flintwood is produced with open pore worksurfaces and open pore case constructions
- Audience in Veneer 2 and Veneer 3 finishes is produced in Open Pore
- Avoid mixing wood product lines within the same office configuration. Teknion AC, Dossier, Journal & Expansion Casegoods are not designed or fabricated to be specified and used side by side within the same office. Each product line has unique design features and finish attributes that dictates that they should not be combined together for an order without prior approval and specials coordination by Teknion manufacturing. Under no circumstance should standard catalogue items within these product lines be mixed to create a single office

\* Indicates a coordinated color and not a direct match to corresponding Natural Veneer 4 colors (not recommended for side by side application to V4 product).

V Recommended for Vertical Veneer Orientation application only

**Custom Wood** contains the following product lines: Community Table, C+D & Teknion Reception.

**Lite Wood Office** contains the following product lines: Byward & Carrier Desk.

▲ Applicable to the Byward only




Environmental Friendly Finish.

- Flintwood is a high yield product that uses more than 90% of the tree versus conventional veneers which use 40% of the tree.
- Flintwood and Natural Veneers are considered to be controlled wood as defined by Forest Stewardship Council (FSC).
- As a special, a greater level of sustainable forestry (as defined by FSC), can be achieved by purchasing a 100% mixed source credits for Flintwood or Natural Veneers.



# listings & application matrices

		FILING & STORAGE					TABLES & COLLABORATIVE SPACES										CUSTOM WOOD			
		LEDGER®	MOUNTED STORAGE	CUSTOM STORAGE	UNIVERSAL OVERHEAD	MODULAR CABINETS	COMPLEMENTS	WORK TABLES	MEETING TABLES	AUDIENCETM BOARDROOM TABLES	AUDIENCETM BOARDROOM STORAGE	EXPANSION® TRAINING	THESIS	CASUAL TABLES	CLUBTALK	STORAGE	WORK TOOLS	COMMUNITY TABLE	C+D CONFERENCE TABLE	TEKNION RECEPTION
<b>Flintwood</b> 		<p><i>Flintwood is a composite wood veneer designed for horizontal and vertical applications. The veneer is very consistent in grain pattern and color. Flintwood is available in both Standard and Cathedral patterns. Standard looks like straight rift cut veneer, Cathedral looks like natural flat cut veneer.</i></p>																		
<b>Standard</b>																				
Blonde Maple	VZ																			
Flax	FX																			
Natural Pecan	FN																			
Sycamore	VA																			
Medium Sycamore	FM																			
Chianti	FC																			
Dark Walnut	FD																			
Black Walnut	VB																			
*Sierra Flint	NR																			
*Cocoa Brown Flint	NT																			
White Oak	5N																			
Poppy Seed	5P																			
Harvest Cherry	5Q																			
Earl Grey	5R																			
Silverwash	5S																			
White Truffle	5T																			
Caraway	5V																			
Drift Oak	5W																			
Classic Walnut	5Z																			
<b>Cathedral</b>																				
Walnut	VT																			
Raw Umber	5U																			
Dark Henna	5X																			
Black Timber	5Y																			

All products manufactured in Standard Flintwood finishes and applications will be provided in the following wood fill types:

- Vertical, Storage and Door applications in Open Pore
- Work/Table Surface top applications in Closed Pore
- Open Pore and Closed Pore do not match in a side by side application

**Exception:**

- Dossier Casework & Conferencing in Flintwood are produced with Open Pore worksurfaces and Open Pore vertical surfaces
- Journal in Flintwood is produced with open pore worksurfaces and open pore case constructions
- Audience in Veneer 2 and Veneer 3 finishes is produced in Open Pore
- Avoid mixing wood product lines within the same office configuration. Teknion AC, Dossier, Journal & Expansion Caseworks are not designed or fabricated to be specified and used side by side within the same office. Each product line has unique design features and finish attributes that dictates that they should not be combined together for an order without prior approval and special coordination by Teknion manufacturing. Under no circumstance should standard catalogue items within these product lines be mixed to create a single office

\* Indicates a coordinated color and not a direct match to corresponding Natural Veneer 4 colors (not recommended for side by side application to V4 product).



Environmental Friendly Finish.

- Flintwood is a high yield product that uses more than 90% of the tree versus conventional veneers which use 40% of the tree.
- Flintwood and Natural Veneers are considered to be controlled wood as defined by Forest Stewardship Council (FSC).
- As a special, a greater level of sustainable forestry (as defined by FSC), can be achieved by purchasing a 100% mixed source credits for Flintwood or Natural Veneers.

# listings & application matrices

	PANEL SYSTEMS			FREESTANDING SYSTEMS			DESKING SYSTEMS			CASEGOODS			ARCHITECTURAL PRODUCTS											
	LEVERAGE®	T/O/S®	LYFT®	DISTRICT®	ABILITY®	MARKETPLACE™	ROUTES	UPSTAGE	EXPANSION® DESKING	EXPANSION® CITYLINE	INTERPRET™	HEIGHT-ADJUSTABLE BENCH	DOSSIER®	EMOTE	JOURNAL	LITE WOOD OFFICE	EXPANSION® CASEGOODS	ALTOS®	OPTOS®	FOCUS WALL	POD	TEK VUE	ARCHITECTURAL COMPLEMENTS	
<b>Natural Veneer</b> 																								
<b>Veneer 2</b>																								
<i>Veneer 2 is a flat cut Maple, Cherry or Walnut, bookmatched finish that creates a symmetrical pattern.</i>																								
Medium Dark Cherry	UK																							
Dark Brown Cherry	UM																							
Walnut on Cherry	UN																							
<b>Veneer 3</b>																								
<i>Veneer 3 is a flat cut Maple, Cherry or Walnut, bookmatched finish that creates a symmetrical pattern.</i>																								
Natural Maple	MP																							
Windsor Cherry	WW																							
Dark Cherry	WJ																							
Drift Oak Flat Cut	LK																							
Silverwash Flat Cut	LL																							
Poppy Seed Flat Cut	LQ																							
White Oak Flat Cut	LU																							
Natural Pecan Flat Cut	LV																							
Sierra Flat Cut	LX																							
Natural Walnut Flat Cut	NZ																							

All products manufactured in Standard Natural Veneer 2 and Veneer 3 finishes and applications will be provided with the following wood fill types:

- Vertical/Storage applications in Open Pore
- Work/Table Surface top applications in Closed Pore

**Exception:**

- Dossier Casegoods & Conference in Natural Woods (Veneer 2, Veneer 3 and Veneer 4) are produced with Open Pore worksurfaces and Open Pore vertical surfaces
- Journal in Natural Woods (Veneer 2, Veneer 3) are produced with open pore worksurfaces and open pore case constructions
- Audience Credenzas and Audience Table Tops in Natural Wood (Veneer 2 and Veneer 3) are produced with Open Pore worksurfaces and vertical surfaces
- Custom Solutions Boardroom Tables and Project Solutions in Natural woods are provided solely with Open Grain finishes unless explicitly specified otherwise
- Veneer 4 finishes are uniquely formulated and applied for use for the C+D Conference Table, Community Table, Teknion Reception, Dossier & Emote product lines. Any color matching to these finishes across other Teknion product lines should be considered a coordinate color. Veneer 4 coordinate colors are not recommended for side to side application to aforementioned products finished in Veneer 4. Follow the TekniStain process to obtain optimal results.
- Avoid mixing wood product lines within the same office configuration. Teknion AC, Dossier, Journal & Expansion Casegoods are not designed or fabricated to be specified and used side by side within the same office. Each product line has unique design features and finish attributes that dictates that they should not be combined together for an order without prior approval and specials coordination by Teknion manufacturing. Under no circumstance should standard catalogue items within these product lines be mixed to create a single office



Environmental Friendly Finish.

- Flintwood and Natural Veneers are considered to be controlled wood as defined by Forest Stewardship Council (FSC).
- As a special, a greater level of sustainable forestry (as defined by FSC), can be achieved by purchasing a 100% mixed source credits for Flintwood or veneers.

**Custom Wood** contains the following product lines: Community Table, C+D & Teknion Reception.

**Lite Wood Office** contains the following product lines: Byward & Carrier Desk.

▲ Applicable to the Byward only

# listings & application matrices

<div style="display: flex; align-items: center;"> <div style="width: 15px; height: 10px; background-color: #007bff; margin-right: 5px;"></div> Available                 </div> <div style="display: flex; align-items: center;"> <div style="width: 15px; height: 10px; background-color: #fff; border: 1px solid #000; margin-right: 5px;"></div> Not Available                 </div>		FILING & STORAGE					TABLES & COLLABORATIVE SPACES										CUSTOM WOOD		
		LEDGER®	MOUNTED STORAGE	CUSTOM STORAGE	UNIVERSAL OVERHEAD	MODULAR CABINETS	COMPLEMENTS	WORK TABLES	MEETING TABLES	AUDIENCETM BOARDROOM TABLES	AUDIENCETM BOARDROOM STORAGE	EXPANSION® TRAINING	THESIS	CASUAL TABLES	CLUBTALK	STORAGE	WORK TOOLS	COMMUNITY TABLE	C+D CONFERENCE TABLE
<b>Natural Veneer</b>																			
<b>Veneer 2</b>																			
<i>Veneer 2 is a flat cut Maple, Cherry or Walnut, bookmatched finish that creates a symmetrical pattern.</i>																			
Medium Dark Cherry	UK																	*	
Dark Brown Cherry	UM																	*	
Walnut on Cherry	UN																	*	
<b>Veneer 3</b>																			
<i>Veneer 3 is a flat cut Maple, Cherry or Walnut, bookmatched finish that creates a symmetrical pattern.</i>																			
Natural Maple	MP																		
Windsor Cherry	WW																		
Dark Cherry	WJ																		
Drift Oak Flat Cut	LK																		
Silverwash Flat Cut	LL																		
Poppy Seed Flat Cut	LQ																		
White Oak Flat Cut	LU																		
Natural Pecan Flat Cut	LV																		
Sierra Flat Cut	LX																		
Natural Walnut Flat Cut	NZ																		

All products manufactured in Standard Natural Veneer 2 and Veneer 3 finishes and applications will be provided with the following wood fill types:

- Vertical/Storage applications in Open Pore
- Work/Table Surface top applications in Closed Pore

**Exception:**

- Dossier Caseworks & Conference in Natural Woods (Veneer 2, Veneer 3 and Veneer 4) are produced with Open Pore worksurfaces and Open Pore vertical surfaces
- Journal in Natural Woods (Veneer 2, Veneer 3) are produced with open pore worksurfaces and open pore constructions
- Audience Credenzas and Audience Table Tops in Natural Wood (Veneer 2 and Veneer 3) are produced with Open Pore worksurfaces and vertical surfaces
- Custom Solutions Boardroom Tables and Project Solutions in Natural woods are provided solely with Open Grain finishes unless explicitly specified otherwise
- Veneer 4 finishes are uniquely formulated and applied for use for the C+D Conference Table, Community Table, Teknion Reception, Dossier & Emote product lines. Any color matching to these finishes across other Teknion product lines should be considered a coordinate color. Veneer 4 coordinate colors are not recommended for side to side application to aforementioned products finished in Veneer 4. Follow the TekniStain process to obtain optimal results.
- Avoid mixing wood product lines within the same office configuration. Teknion AC, Dossier, Journal & Expansion Caseworks are not designed or fabricated to be specified and used side by side within the same office. Each product line has unique design features and finish attributes that dictates that they should not be combined together for an order without prior approval and specials coordination by Teknion manufacturing. Under no circumstance should standard catalogue items within these product lines be mixed to create a single office




Environmental Friendly Finish.

- Flintwood and Natural Veneers are considered to be controlled wood as defined by Forest Stewardship Council (FSC).
- As a special, a greater level of sustainable forestry (as defined by FSC), can be achieved by purchasing a 100% mixed source credits for Flintwood or veneers.

\* Limited offering

# listings & application matrices

	PANEL SYSTEMS			FREESTANDING SYSTEMS			DESKING SYSTEMS				CASEGOODS				ARCHITECTURAL PRODUCTS									
	LEVERAGE®	T/O/S®	LYFT®	DISTRICT®	ABILITY®	MARKETPLACE™	ROUTES	UPSTAGE	EXPANSION® DESKING	EXPANSION® CITYLINE	INTERPRET™	HEIGHT-ADJUSTABLE BENCH	DOSSIER®	EMOTE	JOURNAL	LITE WOOD OFFICE	EXPANSION® CASEGOODS	ALTOS®	OPTOS®	FOCUS WALL	POD	TEK VUE	ARCHITECTURAL COMPLEMENTS	
<b>Natural Veneer (Continued)</b> 																								
<b>Veneer 4</b>																								
<i>Veneer 4 is a rift cut White Oak, slip matched for a natural linear grain appearance.</i>																								
Sierra	DV																							
Cocoa Brown	DY																							
Truffle	DZ																							
Salted Oak	U1																							
Shade Oak	U2																							
Rift White Oak	VE																							
Desert Fawn	VF																							
Malabar	VH																							
Bistre	VJ																							
Sisal	VM																							
Brindle	VN																							
Chia	VP																							
Natural Rustic Oak	UR																							
Sisal Rustic Oak	US																							
Sierra Rustic Oak	UU																							
Brindle Rustic Oak	UX																							
Bistre Rustic Oak	UY																							
Truffle Rustic Oak	UZ																							

All products manufactured in Standard Natural Veneer 2 and Veneer 3 finishes and applications will be provided with the following wood fill types:

- Vertical/Storage applications in Open Pore
- Work/Table Surface top applications in Closed Pore

**Exception:**

- Dossier Casegoods & Conference in Natural Woods (Veneer 2, Veneer 3 and Veneer 4) are produced with Open Pore worksurfaces and Open Pore vertical surfaces
- Journal in Natural Woods (Veneer 2, Veneer 3) are produced with open pore worksurfaces and open pore case constructions
- Audience Credenzas and Audience Table Tops in Natural Wood (Veneer 2 and Veneer 3) are produced with Open Pore worksurfaces and vertical surfaces
- Custom Solutions Boardroom Tables and Project Solutions in Natural woods are provided solely with Open Grain finishes unless explicitly specified otherwise
- Veneer 4 finishes are uniquely formulated and applied for use for the C+D Conference Table, Community Table, Teknion Reception, Dossier & Emote product lines. Any color matching to these finishes across other Teknion product lines should be considered a coordinate color. Veneer 4 coordinate colors are not recommended for side to side application to aforementioned products finished in Veneer 4. Follow the TekniStain process to obtain optimal results.
- Avoid mixing wood product lines within the same office configuration. Teknion AC, Dossier, Journal & Expansion Casegoods are not designed or fabricated to be specified and used side by side within the same office. Each product line has unique design features and finish attributes that dictates that they should not be combined together for an order without prior approval and specials coordination by Teknion manufacturing. Under no circumstance should standard catalogue items within these product lines be mixed to create a single office




**Environmental Friendly Finish.**

- Flintwood and Natural Veneers are considered to be controlled wood as defined by Forest Stewardship Council (FSC).
- As a special, a greater level of sustainable forestry (as defined by FSC), can be achieved by purchasing a 100% mixed source credits for Flintwood or veneers.

**Custom Wood** contains the following product lines: Community Table, C+D & Teknion Reception.

**Lite Wood Office** contains the following product lines: Byward & Carrier Desk.

# listings & application matrices

	FILING & STORAGE						TABLES & COLLABORATIVE SPACES								CUSTOM WOOD				
	LEDGER®	MOUNTED STORAGE	CUSTOM STORAGE	UNIVERSAL OVERHEAD	MODULAR CABINETS	COMPLEMENTS	WORK TABLES	MEETING TABLES	AUDIENCETM BOARDROOM TABLES	AUDIENCETM BOARDROOM STORAGE	EXPANSION® TRAINING	THESIS	CASUAL TABLES	CLUBTALK	STORAGE	WORK TOOLS	COMMUNITY TABLE	C+D CONFERENCE TABLE	TEKNIION RECEPTION
<b>Natural Veneer (Continued)</b> 																			
<b>Veneer 4</b>																			
<i>Veneer 4 is a rift cut White Oak, slip matched for a natural linear grain appearance.</i>																			
Sierra	DV																		
Cocoa Brown	DY																		
Truffle	DZ																		
Salted Oak	U1																		
Shade Oak	U2																		
Rift White Oak	VE																		
Desert Fawn	VF																		
Malabar	VH																		
Bistre	VJ																		
Sisal	VM																		
Brindle	VN																		
Chia	VP																		
Natural Rustic Oak	UR																		
Sisal Rustic Oak	US																		
Sierra Rustic Oak	UU																		
Brindle Rustic Oak	UX																		
Bistre Rustic Oak	UY																		
Truffle Rustic Oak	UZ																		

All products manufactured in Standard Natural Veneer 2 and Veneer 3 finishes and applications will be provided with the following wood fill types:

- Vertical/Storage applications in Open Pore
- Work/Table Surface top applications in Closed Pore

**Exception:**

- Dossier Casegoods & Conference in Natural Woods (Veneer 2, Veneer 3 and Veneer 4) are produced with Open Pore worksurfaces and Open Pore vertical surfaces
- Journal in Natural Woods (Veneer 2, Veneer 3) are produced with open pore worksurfaces and open pore case constructions
- Audience Credenzas and Audience Table Tops in Natural Wood (Veneer 2 and Veneer 3) are produced with Open Pore worksurfaces and vertical surfaces
- Custom Solutions Boardroom Tables and Project Solutions in Natural woods are provided solely with Open Grain finishes unless explicitly specified otherwise
- Veneer 4 finishes are uniquely formulated and applied for use for the C+D Conference Table, Community Table, Tekniion Reception, Dossier & Emote product lines. Any color matching to these finishes across other Tekniion product lines should be considered a coordinate color. Veneer 4 coordinate colors are not recommended for side to side application to aforementioned products finished in Veneer 4. Follow the TekniStain process to obtain optimal results.
- Avoid mixing wood product lines within the same office configuration. Tekniion AC, Dossier, Journal & Expansion Casegoods are not designed or fabricated to be specified and used side by side within the same office. Each product line has unique design features and finish attributes that dictates that they should not be combined together for an order without prior approval and specials coordination by Tekniion manufacturing. Under no circumstance should standard catalogue items within these product lines be mixed to create a single office



Environmental Friendly Finish.

- Flintwood and Natural Veneers are considered to be controlled wood as defined by Forest Stewardship Council (FSC).
- As a special, a greater level of sustainable forestry (as defined by FSC), can be achieved by purchasing a 100% mixed source credits for Flintwood or veneers.

# listings & application matrices

		PANEL SYSTEMS			FREESTANDING SYSTEMS			DESKING SYSTEMS				CASEGOODS				ARCHITECTURAL PRODUCTS								
		LEVERAGE®	T/O/S®	LYFT®	DISTRICT®	ABILITY®	MARKETPLACE™	ROUTES	UPSTAGE	EXPANSION® DESKING	EXPANSION® CITYLINE	INTERPRET™	HEIGHT-ADJUSTABLE BENCH	DOSSIER®	EMOTE	JOURNAL	LITE WOOD OFFICE	EXPANSION® CASEGOODS	ALTOS®	OPTOS®	FOCUS WALL	POD	TEK VUE	ARCHITECTURAL COMPLEMENTS
<b>ChromaWood</b>																								
Brickstone	1 D																							
TK Hunter	1 E																							
Herbal	1 F																							
Loden	1 G																							
Atmosphere	1 H																							
Blush	1 J																							
Claret	1 K																							
Midnight	1 L																							
Forest	1 M																							
Greystone	1 N																							
Soft Gris	1 P																							
Crisp Grey	1 Q																							
Earth	1 R																							
Atrium White	1 S																							
Sand	1 T																							
Anthracite	1 U																							
<b>Edge Trim Style</b>																								
Slim Trim	1																							
Slim Trim FM	A																							
Bullnose Trim	2																							
Straight Trim	6																							
Flat Trim	8																							
Eased Trim	F																							
Full Knife	H																							
<b>Aluminum Acrylic</b>																								
Flat	8																							
Full Knife	H																							
<b>Flintwood</b>																								
Bullnose Trim	3																							
Slim Trim	4																							
Waterfall Trim	5																							
Straight Trim	7																							
Flat Trim	9																							
Full Knife	H																							
<b>Flintwood</b>																								
Full Knife	X / K																							
Flat	G																							
Eased	E																							
<b>Natural Veneer</b>																								
Solid Eased Edge	E																							
Solid Full Knife Edge	X																							
Flat Edge	9 / G																							
Full Knife Edge	H																							
Butterfly	B																							
Reed	R																							

Not all the Edge Trim Colors are offered in each edge trim, please refer to the specification software to see the availability by product line.  
**Custom Wood** contains the following product lines: Community Table, C+D & Teknion Reception.  
**Lite Wood Office** contains the following product lines: Byward & Carrier Desk.

# listings & application matrices

		FILING & STORAGE					TABLES & COLLABORATIVE SPACES										CUSTOM WOOD		
		LEDGER®	MOUNTED STORAGE	CUSTOM STORAGE	UNIVERSAL OVERHEAD	MODULAR CABINETS	COMPLEMENTS	WORK TABLES	MEETING TABLES	AUDIENCETM BOARDROOM TABLES	AUDIENCETM BOARDROOM STORAGE	EXPANSION® TRAINING	THESIS	CASUAL TABLES	CLUBTALK	STORAGE	WORK TOOLS	COMMUNITY TABLE	C+D CONFERENCE TABLE
<b>ChromaWood</b>																			
Brickstone	1 D																		
TK Hunter	1 E																		
Herbal	1 F																		
Loden	1 G																		
Atmosphere	1 H																		
Blush	1 J																		
Claret	1 K																		
Midnight	1 L																		
Forest	1 M																		
Greystone	1 N																		
Soft Gris	1 P																		
Crisp Grey	1 Q																		
Earth	1 R																		
Atrium White	1 S																		
Sand	1 T																		
Anthracite	1 U																		
<b>Edge Trim Style</b>																			
Slim Trim	1																		
Slim Trim FM	A																		
Bullnose Trim	2																		
Straight Trim	6																		
Flat Trim	8																		
Eased Trim	F																		
Full Knife	H																		
<b>Aluminum Acrylic</b>																			
Flat	8																		
Full Knife	H																		
<b>Flintwood</b>																			
Bullnose Trim	3																		
Slim Trim	4																		
Waterfall Trim	5																		
Straight Trim	7																		
Flat Trim	9																		
Full Knife	H																		
<b>Flintwood</b>																			
Full Knife	X / K																		
Flat	G																		
Eased	E																		
<b>Natural Veneer</b>																			
Solid Eased Edge	E																		
Solid Full Knife Edge	X																		
Flat Edge	9 / G																		
Full Knife Edge	H																		
Butterfly	B																		
Reed	R																		

Not all the Edge Trim Colors are offered in each edge trim, please refer to the specification software to see the availability by product line.

# listings & application matrices

		PANEL SYSTEMS			FREESTANDING SYSTEMS			DESKING SYSTEMS				CASEGOODS				ARCHITECTURAL PRODUCTS								
		LEVERAGE®	T/O/S®	LYFT®	DISTRICT®	ABILITY®	MARKETPLACE™	ROUTES	UPSTAGE	EXPANSION® DESKING	EXPANSION® CITYLINE	INTERPRET™	HEIGHT-ADJUSTABLE BENCH	DOSSIER®	EMOTE	JOURNAL	LITE WOOD OFFICE	EXPANSION® CASEGOODS	ALTOS®	OPTOS®	FOCUS WALL	POD	TEK VUE	ARCHITECTURAL COMPLEMENTS
<b>Edge Trim Color</b>																								
<b>Solid</b>																								
Very White	SS																							
Storm White	ST																							
Nevada	NV																							
Latte	UT																							
Evening Stone	DK																1/2							
Granite	JY																1/2							
Black	BL																1/2							
Aluminum Acrylic	SM																							
Atrium White	4G																1/2							
Soft Gris	4H																							
Heather Grey	FK																1/2							
Greystone	4S																1/2							
Crisp Grey	4T																							
Sand	4U																1/2							
Earth	4V																1/2							
Matte Black	4M																							
Signal Red	8M																							
<b>Wood Print</b>																								
Royal Cherry Print	SJ																							
Walnut Cathedralgrain	SZ																							
Espresso Reflect	SW																							
Stainless	SV																							
Ivory Birch	HW																							
Coastal Elm	HX																							
Provincial Oak	HY																							
Mercurial Walnut	4A																							
Java Walnut	4B																							
Urban Walnut	4C																							
Choice Maple	4D																							
Estate Cherry	4E																							
Campus Oak	4F																							
Flax Reflect	4J																							
Pecan Reflect	4K																							
Cocoa Brown Reflect	4N																							
Sycamore Reflect	4P																							
Taupe Crosshatch	4X																1/2							
Light Grey Crosshatch	4Y																1/2							
Dark Grey Crosshatch	4Z																1/2							
Baltic Ply	4L																							

Not all the Edge Trim Colors are offered in each edge trim, please refer to the specification software to see the availability by product line.

1/2 Applicable to D 1" & M 1 3/16" worksurfaces only.

**Custom Wood** contains the following product lines: Community Table, C+D & Teknion Reception.

**Lite Wood Office** contains the following product lines: Byward & Carrier Desk.



# listings & application matrices



		FILING & STORAGE					TABLES & COLLABORATIVE SPACES										CUSTOM WOOD			
		LEDGER®	MOUNTED STORAGE	CUSTOM STORAGE	UNIVERSAL OVERHEAD	MODULAR CABINETS	COMPLEMENTS	WORK TABLES	MEETING TABLES	AUDIENCETM BOARDROOM TABLES	AUDIENCETM BOARDROOM STORAGE	EXPANSION® TRAINING	THESIS	CASUAL TABLES	CLUBTALK	STORAGE	WORK TOOLS	COMMUNITY TABLE	C+D CONFERENCE TABLE	TEKNION RECEPTION
<b>Edge Trim Color</b>																				
<b>Solid</b>																				
Very White	SS																			
Storm White	ST																			
Nevada	NV																			
Latte	UT																			
Evening Stone	DK										*	1/2								
Granite	JY											1/2								
Black	BL											1/2								
Aluminum Acrylic	SM																			
Atrium White	4G											1/2								
Soft Gris	4H																			
Heather Grey	FK											1/2								
Greystone	4S											1/2								
Crisp Grey	4T																			
Sand	4U											1/2								
Earth	4V											1/2								
Matte Black	4M																			
Signal Red	8M																			
<b>Wood Print</b>																				
Royal Cherry Print	SJ																			
Walnut Cathedralgrain	SZ																			
Espresso Reflect	SW																			
Stainless	SV																			
Ivory Birch	HW																			
Coastal Elm	HX																			
Provincial Oak	HY																			
Mercurial Walnut	4A																			
Java Walnut	4B																			
Urban Walnut	4C																			
Choice Maple	4D																			
Estate Cherry	4E																			
Campus Oak	4F																			
Flax Reflect	4J																			
Pecan Reflect	4K																			
Cocoa Brown Reflect	4N																			
Sycamore Reflect	4P																			
Taupe Crosshatch	4X											1/2								
Light Grey Crosshatch	4Y											1/2								
Dark Grey Crosshatch	4Z											1/2								
Baltic Ply	4L																			


Not all the Edge Trim Colors are offered in each edge trim, please refer to the specification software to see the availability by product line.

\* Available in Straight Trim (6) only.

1/2 Applicable to D 1" & M 1 3/16" worksurfaces only.

# listings & application matrices

		PANEL SYSTEMS			FREESTANDING SYSTEMS			DESKING SYSTEMS			CASEGOODS			ARCHITECTURAL PRODUCTS												
		LEVERAGE®	T/O/S®	LYFT®	DISTRICT®	ABILITY®	MARKETPLACE™	ROUTES	UPSTAGE	EXPANSION® DESKING	EXPANSION® CITYLINE	INTERPRET™	HEIGHT-ADJUSTABLE BENCH	DOSSIER®	EMOTE	JOURNAL	LITE WOOD OFFICE	EXPANSION® CASEGOODS	ALTOS®	OPTOS®	FOCUS WALL	POD	TEK VUE	ARCHITECTURAL COMPLEMENTS		
<b>Foundation</b> 		<p><i>These powder paint colors are offered on the broadest range of parts, including metal and plastic. Foundation offers: smooth satin, textured satin finishes.</i></p>																								
<b>Satin/Matte</b>																										
Granite (Satin)	51 / J																								*	
Ebony (Satin)	52 / E																									
Crisp Grey (Matte)	25 / 6																								*	
Soft Gris (Matte)	26 / B																								*	
Sand (Matte)	27 / 3																								*	
Earth (Matte)	28 / 4																								*	
Clay (Matte)	85 / Y																								*	
Atrium White (Matte)	T / 20																								*	
Greystone (Matte)	U / 24																								*	
<b>Textured</b>																										
Storm White	74 / Q																									
Latte	75 / C																									
Espresso	76 / P																									
Foundry Onyx	Z / 23																									
<b>Mica</b> 		<p><i>These powder paint colors are offered on the broadest range of parts, including metal and plastic. Mica offers: smooth satin mica and textured mica finishes. Mica colors are pearlescent colors which visually softens the surface of the metal on which it is applied.</i></p>																								
<b>Satin</b>																										
Very White (Satin)	83 / V																									
Platinum (Satin)	60 / 7																									
Graphite (Satin)	62 / M																									
Anthracite (Satin)	68 / X																									
Sepia Bronze (Satin)	70 / S																									
Burnished Bronze (Satin)	71 / 2																									
Titanium Grey (Satin)	72 / F																									
Gilded Ash (Satin)	73 / 1																									
<b>Textured</b>																										
Arctic	77 / 8																									



 Environmental Friendly Finish.

\* Not available on Mullions.

**Custom Wood** contains the following product lines: Community Table, C+D & Teknion Reception.


**Lite Wood Office** contains the following product lines: Byward & Carrier Desk.

# listings & application matrices

	FILING & STORAGE					TABLES & COLLABORATIVE SPACES										CUSTOM WOOD			
	LEDGER®	MOUNTED STORAGE	CUSTOM STORAGE	UNIVERSAL OVERHEAD	MODULAR CABINETS	COMPLEMENTS	WORK TABLES	MEETING TABLES	AUDIENCETM BOARDROOM TABLES	AUDIENCETM BOARDROOM STORAGE	EXPANSION® TRAINING	THESIS	CASUAL TABLES	CLUBTALK	STORAGE	WORK TOOLS	COMMUNITY TABLE	C+D CONFERENCE TABLE	TEKNION RECEPTION
<b>Foundation</b>  <p><i>These powder paint colors are offered on the broadest range of parts, including metal and plastic. Foundation offers: smooth satin, textured satin finishes.</i></p>																			
<b>Satin/Matte</b>																			
Granite (Satin)	51 / J																		
Ebony (Satin)	52 / E																		
Crisp Grey (Matte)	25 / 6																		
Soft Gris (Matte)	26 / B																		
Sand (Matte)	27 / 3																		
Earth (Matte)	28 / 4																		
Clay (Matte)	85 / Y																		
Atrium White (Matte)	T / 20																		
Greystone (Matte)	U / 24																		
<b>Textured</b>																			
Storm White	74 / Q																		
Latte	75 / C																		
Espresso	76 / P																		
Foundry Onyx	Z / 23																		
<b>Mica</b> 																			
<p><i>These powder paint colors are offered on the broadest range of parts, including metal and plastic. Mica offers: smooth satin mica and textured mica finishes. Mica colors are pearlescent colors which visually softens the surface of the metal on which it is applied.</i></p>																			
<b>Satin/Matte</b>																			
Very White (Satin)	83 / V																		
Platinum (Satin)	60 / 7																		
Graphite (Satin)	62 / M																		
Anthracite (Satin)	68 / X																		
Sepia Bronze (Satin)	70 / S																		
Burnished Bronze (Satin)	71 / 2																		
Titanium Grey (Satin)	72 / F																		
Gilded Ash (Satin)	73 / 1																		
<b>Textured</b>																			
Arctic	77 / 8																		

# listings & application matrices

		PANEL SYSTEMS			FREESTANDING SYSTEMS			DESKING SYSTEMS				CASEGOODS				ARCHITECTURAL PRODUCTS							
		LEVERAGE®	T/O/S®	LYFT®	DISTRICT®	ABILITY®	MARKETPLACE™	ROUTES	UPSTAGE	EXPANSION® DESKING	EXPANSION® CITYLINE	INTERPRET™	HEIGHT-ADJUSTABLE BENCH	DOSSIER®	EMOTE	JOURNAL	LITE WOOD OFFICE	EXPANSION® CASEGOODS	ALTOS®	OPTOS®	FOCUS WALL	POD	TEK VUE
<b>Accent</b>																							
<b>Satin</b>																							
Atmosphere (Satin)	C J																						*
Blue Sage	9 8																						*
Blush (Satin)	C K																						*
Brickstone (Satin)	1 8																						*
Butternut	1 4																						*
Herbal (Satin)	C P																						*
Ink Blue (Satin)	1 7																						*
Signal Red	9 7																						*
Soft Gold (Satin)	C Q																						*
TK Hunter (Satin)	1 V																						*
TK Radioactive (Satin)	1 W																						*
TK Sunburst (Satin)	1 X																						*
<b>Painted</b>																							
<i>Wet painted colors are a smooth satin finish that are selected to coordinate with the Fascia Laminate finishes, offering a broad range of color options.</i>																							
Latte	B C																						
Espresso	B P																						
Storm White	B H																						
<b>Translucent</b>																							
<i>Translucent materials are offered in standard clear, standard frost, ribbed clear, ribbed frost, providing varying degrees of transparency.</i>																							
Standard Clear	C L																						
Standard Frost	8 / FT																						
Ribbed Textured	C G																						
<b>Solid Surface</b>																							
Stratus	M H																						
Elegant Gray	M M																						
Glacier White	M V																						

 Environmental Friendly Finish.

- Powder paint, emits no VOC's (Volatile Organic Compounds) during manufacturing and at the end user.
- Teknion's Powder Coating is highly efficient by using the following processes, a closed loop system, a reclaim process to coat hidden components and a reformulation of waste powder to coat drawer bodies.

\* Not available on Mullions.

**Custom Wood** contains the following product lines: Community Table, C+D & Teknion Reception.

**Lite Wood Office** contains the following product lines: Byward & Carrier Desk.

# listings & application matrices

		FILING & STORAGE					TABLES & COLLABORATIVE SPACES										CUSTOM WOOD		
		LEDGER® MOUNTED STORAGE	CUSTOM STORAGE	UNIVERSAL OVERHEAD	MODULAR CABINETS	COMPLEMENTS	WORK TABLES	MEETING TABLES	AUDIENCETM BOARDROOM TABLES	AUDIENCETM BOARDROOM STORAGE	EXPANSION® TRAINING	THESIS	CASUAL TABLES	CLUBTALK	STORAGE	WORK TOOLS	COMMUNITY TABLE	C+D CONFERENCE TABLE	TEKNION RECEPTION
<b>Accent</b>																			
<b>Satin</b>																			
Atmosphere (Satin)	C J																		
Blue Sage	9 8																		
Blush (Satin)	CK																		
Brickstone (Satin)	1 8																		
Butternut	1 4																		
Herbal (Satin)	CP																		
Ink Blue (Satin)	1 7																		
Signal Red	9 7																		
Soft Gold (Satin)	C Q																		
TK Hunter (Satin)	1 V																		
TK Radioactive (Satin)	1 W																		
TK Sunburst (Satin)	1 X																		
<b>Painted</b>																			
<i>Wet painted colors are a smooth satin finish that are selected to coordinate with the Fascia Laminate finishes, offering a broad range of color options.</i>																			
Latte	BC																		
Espresso	BP																		
Storm White	BH																		
<b>Translucent</b>																			
<i>Translucent materials are offered in standard clear, standard frost, ribbed clear, ribbed frost, providing varying degrees of transparency.</i>																			
Standard Clear	CL																		
Standard Frost	8 / FT																		
Ribbed Textured	CG																		
<b>Solid Surface</b>																			
Stratus	MH																		
Elegant Gray	MM																		
Glacier White	MV																		



Environmental Friendly Finish.

- Powder paint, emits no VOC's (Volatile Organic Compounds) during manufacturing and at the end user.
- Teknion's Powder Coating is highly efficient by using the following processes, a closed loop system, a reclaim process to coat hidden components and a reformulation of waste powder to coat drawer bodies.

# listings & application matrices

		PANEL SYSTEMS			FREESTANDING SYSTEMS			DESKING SYSTEMS				CASEGOODS				ARCHITECTURAL PRODUCTS								
		LEVERAGE®	T/O/S®	LYFT®	DISTRICT®	ABILITY®	MARKETPLACE™	ROUTES	UPSTAGE	EXPANSION® DESKING	EXPANSION® CITYLINE	INTERPRET™	HEIGHT-ADJUSTABLE BENCH	DOSSIER®	EMOTE	JOURNAL	LITE WOOD OFFICE	EXPANSION® CASEGOODS	ALTOS®	OPTOS®	FOCUS WALL	POD	TEK VUE	ARCHITECTURAL COMPLEMENTS
<b>Metal Paint</b>																								
Loden	CH																							
Atmosphere	CJ																							
Blush	CK																							
Herbal	CP																							
Soft Gold	CQ																							
<b>Painted Surface</b>																								
Anthracite																								
Graphite																								
Guided Ash																								
Titanium Grey																								
Sepia Bronze																								
Burnished Bronze																								
Atrium White																								
<b>Anodized</b>																								
<i>Anodized finish colors provide a natural metal look and are selected to coordinate with the Fascia Laminate finishes, offering a broad range of color options.</i>																								
Clear	AC																							
<b>Architectural Metal Elements</b>																								
<i>Metal elements are embossed and perforated patterns that can be finished in Teknion's Foundation or Mica colors.</i>																								
Embossed Dot Solo	E1/E3/401																							
Embossed Large Dot	402																							
Embossed Square Solo	E1/201																							
Embossed Square Collective	E2/202																							
Embossed Louvered Solo	305																							
Perforated Dot Solo	P1/403																							
Perforated Square Solo	P1/204																							
Perforated Square Collective	P2/203																							
Perforated Holes	601																							
Solid	N																							
Fully Perforated	D8																							
Embossed Square																								

↑ ↑  
Frame only

Custom Wood contains the following product lines: Community Table, C+D & Teknion Reception.

Lite Wood Office contains the following product lines: Byward & Carrier Desk.

▲ Applicable to the Byward only

# listings & application matrices

		FILING & STORAGE					TABLES & COLLABORATIVE SPACES										CUSTOM WOOD			
		LEDGER®	MOUNTED STORAGE	CUSTOM STORAGE	UNIVERSAL OVERHEAD	MODULAR CABINETS	COMPLEMENTS	WORK TABLES	MEETING TABLES	AUDIENCETM BOARDROOM TABLES	AUDIENCETM BOARDROOM STORAGE	EXPANSION® TRAINING	THESIS	CASUAL TABLES	CLUBTALK	STORAGE	WORK TOOLS	COMMUNITY TABLE	C+D CONFERENCE TABLE	TEKNION RECEPTION
<b>Metal Paint</b>																				
Loden	CH																			
Atmosphere	CJ																			
Blush	CK																			
Herbal	CP																			
Soft Gold	CQ																			
<b>Painted Surface</b>																				
Anthracite																				
Graphite																				
Gilded Ash																				
Titanium Grey																				
Sepia Bronze																				
Burnished Bronze																				
Atrium White																				
<b>Anodized</b>																				
<i>Anodized finish colors provide a natural metal look and are selected to coordinate with the Fascia Laminate finishes, offering a broad range of color options.</i>																				
Clear	AC																			
<b>Architectural Metal Elements</b>																				
<i>Metal elements are embossed and perforated patterns that can be finished in Teknion's Foundation or Mica colors.</i>																				
Embossed Dot Solo E1/E3/401																				
Embossed Large Dot 402																				
Embossed Square Solo E1/201																				
Embossed Square Collective E2/202																				
Embossed Louvered Solo 305																				
Perforated Dot Solo P1/403																				
Perforated Square Solo P1/204																				
Perforated Square Collective P2/203																				
Perforated Holes 601																				
Solid N																				
Fully Perforated D8																				
Embossed Square																				

# listings & application matrices

		PANEL SYSTEMS			FREESTANDING SYSTEMS			DESKING SYSTEMS				CASEGOODS				ARCHITECTURAL PRODUCTS							
		LEVERAGE®	T/O/S®	LYFT®	DISTRICT®	ABILITY®	MARKETPLACE™	ROUTES	UPSTAGE	EXPANSION® DESKING	EXPANSION® CITYLINE	INTERPRET™	HEIGHT-ADJUSTABLE BENCH	DOSSIER®	EMOTE	JOURNAL	LITE WOOD OFFICE	EXPANSION® CASEGOODS	ALTOS®	OPTOS®	FOCUS WALL	POD	TEK VUE
<b>Standard Glass</b>																							
<i>Clear (5 and CL) Standard Glass is a clear tempered glass.</i>																							
Clear	A5 / CL	■	■	■	■	■	■	■	■	■	■	■	■	■	■	■	■	■	■	■	■	■	■
<i>Frost (6) Standard Glass is a sandblasted tempered glass.</i>																							
Frost	6	■	■	■	■	■	■	■	■	■	■	■	■	■	■	■	■	■	■	■	■	■	■
<i>Frost (FT) Standard Glass is an etched tempered glass.</i>																							
Frost	FT	■	■	■	■	■	■	■	■	■	■	■	■	■	■	■	■	■	■	■	■	■	■
<i>Satin (FB) Standard Glass is a double sided etched tempered glass.</i>																							
Satin	FB	■	■	■	■	■	■	■	■	■	■	■	■	■	■	■	■	■	■	■	■	■	■
Ceramic Frit	FA	■	■	■	■	■	■	■	■	■	■	■	■	■	■	■	■	■	■	■	■	■	■
<b>Low Iron</b>																							
Clear	LA	■	■	■	■	■	■	■	■	■	■	■	■	■	■	■	■	■	■	■	■	■	■
Frost	LB	■	■	■	■	■	■	■	■	■	■	■	■	■	■	■	■	■	■	■	■	■	■
<b>Architectural Glass</b>																							
<i>Architectural patterns offer geometric motifs in a combination of clear and frost sandblasted tempered glass.</i>																							
Dot Solo	1 / 4 0 1	■	■	■	■	■	■	■	■	■	■	■	■	■	■	■	■	■	■	■	■	■	■
Square Solo	1 / 2 0 1	■	■	■	■	■	■	■	■	■	■	■	■	■	■	■	■	■	■	■	■	■	■
Square Collective	2	■	■	■	■	■	■	■	■	■	■	■	■	■	■	■	■	■	■	■	■	■	■
Louvered	A4 / 4 / 3 0 4	■	■	■	■	■	■	■	■	■	■	■	■	■	■	■	■	■	■	■	■	■	■
Frosted Square Solo	A7	■	■	■	■	■	■	■	■	■	■	■	■	■	■	■	■	■	■	■	■	■	■
Frosted Square Collective	A9	■	■	■	■	■	■	■	■	■	■	■	■	■	■	■	■	■	■	■	■	■	■
<b>Speciality Glass Laminated</b>																							
<i>Speciality Glass is Laminated glass.</i>																							
<b>Frost</b>																							
65% White	A6	■	■	■	■	■	■	■	■	■	■	■	■	■	■	■	■	■	■	■	■	■	■
80% Cool White	G5	■	■	■	■	■	■	■	■	■	■	■	■	■	■	■	■	■	■	■	■	■	■
<b>Grade 7</b>																							
Polar White (Prev. Pure White)	H3	■	■	■	■	■	■	■	■	■	■	■	■	■	■	■	■	■	■	■	■	■	■

Custom Wood contains the following product lines: Community Table, C+D & Teknion Reception.

Lite Wood Office contains the following product lines: Byward & Carrier Desk.



# listings & application matrices

<div style="display: flex; align-items: center;"> <div style="width: 15px; height: 15px; background-color: #007bff; margin-right: 5px;"></div> Available                 </div> <div style="display: flex; align-items: center;"> <div style="width: 15px; height: 15px; border: 1px solid black; margin-right: 5px;"></div> Not Available                 </div>	FILING & STORAGE					TABLES & COLLABORATIVE SPACES										CUSTOM WOOD			
	LEDGER®	MOUNTED STORAGE	CUSTOM STORAGE	UNIVERSAL OVERHEAD	MODULAR CABINETS	COMPLEMENTS	WORK TABLES	MEETING TABLES	AUDIENCETM BOARDROOM TABLES	AUDIENCETM BOARDROOM STORAGE	EXPANSION® TRAINING	THESIS	CASUAL TABLES	CLUBTALK	STORAGE	WORK TOOLS	COMMUNITY TABLE	C+D CONFERENCE TABLE	TEKNION RECEPTION
<b>Standard Glass</b>																			
<i>Clear (5 and CL) Standard Glass is a clear tempered glass.</i>																			
Clear	A 5 / CL																		
<i>Frost (6) Standard Glass is a sandblasted tempered glass.</i>																			
Frost	6																		
<i>Frost (FT) Standard Glass is an etched tempered glass.</i>																			
Frost	FT																		
<i>Satin (FB) Standard Glass is a double sided etched tempered glass.</i>																			
Satin	FB																		
Ceramic Frit	FA																		
<b>Low Iron</b>																			
Clear	LA																		
Frost	LB																		
<b>Architectural Glass</b>																			
<i>Architectural patterns offer geometric motifs in a combination of clear and frost sandblasted tempered glass.</i>																			
Dot Solo	1 / 4 0 1																		
Square Solo	1 / 2 0 1																		
Square Collective	2																		
Louvered	A 4 / 4 / 3 0 4																		
Frosted Square Solo	A 7																		
Frosted Square Collective	A 9																		
<b>Speciality Glass Laminated</b>																			
<i>Speciality Glass is Laminated glass.</i>																			
<b>Frost</b>																			
65% White	A 6																		
80% Cool White	G 5																		
<b>Grade 7</b>																			
Polar White (Prev. Pure White)	H 3																		

# listings & application matrices

		PANEL SYSTEMS			FREESTANDING SYSTEMS			DESKING SYSTEMS				CASEGOODS				ARCHITECTURAL PRODUCTS								
		LEVERAGE®	T/O/S®	LYFT®	DISTRICT®	ABILITY®	MARKETPLACE™	ROUTES	UPSTAGE	EXPANSION® DESKING	EXPANSION® CITYLINE	INTERPRET™	HEIGHT-ADJUSTABLE BENCH	DOSSIER®	EMOTE	JOURNAL	LITE WOOD OFFICE	EXPANSION® CASEGOODS	ALTOS®	OPTOS®	FOCUS WALL	POD	TEK VUE	ARCHITECTURAL COMPLEMENTS
<b>Back-Painted Glass</b>																								
Storm White	K1																							
Very White	K7																							
Graphic Steel	K8																							
Gris	J6																							
Crisp Grey	B1																							
Sand	B2																							
Earth	B3																							
Sepia Bronze	B5																							
Burnished Bronze	B6																							
Graphite	B7																							
Titanium Grey	B8																							
Anthracite	BQ																							
<b>Specialty Glass Skyline Design</b>																								
<b>Single-Sided</b>																								
AR – 105	T1																							
AR – 107	T2																							
AR – 110	T3																							
Weaves + Textures, Purl – Option A	T4																							
Weaves + Textures, Challis – Option A	T5																							
<b>Double-Sided</b>																								
Light + Shadow, Briteline – Option L	T6																							
Light + Shadow, Cascade – Option L	T7																							
Weaves + Textures, Challis – Option C	T8																							
Weaves + Textures, Sateen – Option C	T9																							

\* Patterns have been pre approved, please contact Specials for pricing.

Custom Wood contains the following product lines: Community Table, C+D & Teknion Reception.

Lite Wood Office contains the following product lines: Byward & Carrier Desk.

listings & application matrices

		FILING & STORAGE					TABLES & COLLABORATIVE SPACES										CUSTOM WOOD			
		LEDGER®	MOUNTED STORAGE	CUSTOM STORAGE	UNIVERSAL OVERHEAD	MODULAR CABINETS	COMPLEMENTS	WORK TABLES	MEETING TABLES	AUDIENCETM BOARDROOM TABLES	AUDIENCETM BOARDROOM STORAGE	EXPANSION® TRAINING	THESIS	CASUAL TABLES	CLUBTALK	STORAGE	WORK TOOLS	COMMUNITY TABLE	C+D CONFERENCE TABLE	TEKNION RECEPTION
<b>Back-Painted Glass</b>																				
Storm White	K1																			
Very White	K7																			
Graphic Steel	K8																			
Gris	J6																			
Crisp Grey	B1																			
Sand	B2																			
Earth	B3																			
Sepia Bronze	B5																			
Burnished Bronze	B6																			
Graphite	B7																			
Titanium Grey	B8																			
Anthracite	BQ																			
<b>Specialty Glass Skyline Design</b>																				
<b>Single-Sided</b>																				
AR – 105	T1																			
AR – 107	T2																			
AR – 110	T3																			
Weaves + Textures, Purl – Option A	T4																			
Weaves + Textures, Challis – Option A	T5																			
<b>Double-Sided</b>																				
Light + Shadow, Briteline – Option L	T6																			
Light + Shadow, Cascade – Option L	T7																			
Weaves + Textures, Challis – Option C	T8																			
Weaves + Textures, Sateen – Option C	T9																			

# listings & application matrices

		PANEL SYSTEMS			FREESTANDING SYSTEMS			DESKING SYSTEMS			CASEGOODS				ARCHITECTURAL PRODUCTS									
		LEVERAGE®	T/O/S®	LYFT®	DISTRICT®	ABILITY®	MARKETPLACE™	ROUTES	UPSTAGE	EXPANSION® DESKING	EXPANSION® CITYLINE	INTERPRET™	HEIGHT-ADJUSTABLE BENCH	DOSSIER®	EMOTE	JOURNAL	LITE WOOD OFFICE	EXPANSION® CASEGOODS	ALTOS®	OPTOS®	FOCUS WALL	POD	TEK VUE	ARCHITECTURAL COMPLEMENTS
<b>Felt</b>																								
<b>Loft</b>																								
Carbon	RB 11																							
Umber	RB 12																							
Carrara	RB 13																							
Shale	RB 14																							
<b>Smooth Felt</b>																								
Pewter	R 5																							
Lunar	R 6																							
Admiral Blue	QR																							
Sumac	QS																							
River Rock	QT																							
<b>Knit Linx (Screens)</b>																								
Cool Grey	K 4 4 0																							
Pewter	K 4 4 1																							
Warm Grey	K 4 4 2																							
Shale	K 4 4 3																							
Citrine	K 4 4 4																							
Sage	K 4 4 5																							
Brook	K 4 4 6																							
Poppy	K 4 4 7																							
Apricot	K 4 4 8																							
Evergreen	K 4 4 9																							
Midnight	K 4 5 0																							
Pomegranate	K 4 5 1																							

Custom Wood contains the following product lines: Community Table, C+D & Teknion Reception.

Lite Wood Office contains the following product lines: Byward & Carrier Desk.

# listings & application matrices

		FILING & STORAGE					TABLES & COLLABORATIVE SPACES										CUSTOM WOOD		
		LEDGER® MOUNTED STORAGE	CUSTOM STORAGE	UNIVERSAL OVERHEAD	MODULAR CABINETS	COMPLEMENTS	WORK TABLES	MEETING TABLES	AUDIENCETM BOARDROOM TABLES	AUDIENCETM BOARDROOM STORAGE	EXPANSION® TRAINING	THESIS	CASUAL TABLES	CLUBTALK	STORAGE	WORK TOOLS	COMMUNITY TABLE	C+D CONFERENCE TABLE	TEKNION RECEPTION
<b>Felt</b>																			
<b>Loft</b>																			
Carbon	RB 11																		
Umber	RB 12																		
Carrara	RB 13																		
Shale	RB 14																		
<b>Smooth Felt</b>																			
Pewter	R 5																		
Lunar	R 6																		
Admiral Blue	QR																		
Sumac	QS																		
River Rock	QT																		
<b>Knit Linx (Screens)</b>																			
Cool Grey	K 4 4 0																		
Pewter	K 4 4 1																		
Warm Grey	K 4 4 2																		
Shale	K 4 4 3																		
Citrine	K 4 4 4																		
Sage	K 4 4 5																		
Brook	K 4 4 6																		
Poppy	K 4 4 7																		
Apricot	K 4 4 8																		
Evergreen	K 4 4 9																		
Midnight	K 4 5 0																		
Pomegranate	K 4 5 1																		

seating finishes

# seating finishes

## LISTINGS & APPLICATION MATRICES

BODY/FRAME, ARM & BASE FINISHES . . . . .	40
BACK, SEAT & SHELL FINISHES . . . . .	46
SIDE PANEL FINISHES . . . . .	50
TABLE FINISHES . . . . .	52
ACCESSORY FINISHES . . . . .	64

# seating finishes

## listings & application matrices

### BODY / FRAME, ARM & BASE FINISHES

<div style="display: flex; align-items: center;"> <div style="width: 15px; height: 15px; background-color: #0070C0; margin-right: 5px;"></div> Available                 </div> <div style="display: flex; align-items: center;"> <div style="width: 15px; height: 15px; border: 1px solid black; margin-right: 5px;"></div> Not Available                 </div>	MISC.	WORK CHAIRS													STACKING CHAIRS									
	ALL PEDESTALS W/ SEAT	DISTRICT™ CUSHION	AMICUS®	AMICUS (GUEST)	AROUND	ESSA	NUOVA CONTESSA	MARINI	METRIC	PROJEK™	SABRINA	SAVERA®	SAVERA XL	SAVERA STOOL	T-3™	T-3 STOOL	VARIABLE	VISIO	NAMI®	NAMI® 3D WOOD	VARIABLE	VOLUME™	ZONE®	
<b>Wood</b>																								
<i>Natural Wood species and Flintwood reconstituted wood veneer are available in a variety of natural finishes and wood veneer coordinate stains to match with Teknion desking and systems. Variation of color, grain and texture is natural.</i>																								
<b>Chroma Wood Coordinatd Satin Colors</b>																								
Anthracite	1U																							
Atrium White	1S																							
Brickstone	1D																							
Herbal	1F																							
Midnight	1L																							
TK Hunter	1E																							
<b>Flintwood Coordinatd Satin Colors on Maple and Oak</b>																								
Walnut Tone	KU																							
Drift Oak	5W																							
Silverwash	5S																							
Poppysed	5P																							
<b>Veneer 2 Coordinatd Stain Colors on Maple, Cherry and Walnut</b>																								
Medium Dark Cherry	UK																							
Dark Brown Cherry	UM																							
Walnut on Cherry	UN																							
<b>Veneer 3 Coordinatd Stain Colors on Maple, Cherry and Walnut</b>																								
Natural Maple	MP																							
Windsor Cherry	WW																							
Dark Cherry	WJ																							
<b>Veneer 4 Coordinated Stain Colors on White Oak</b>																								
Sierra	DV																							
Cocoa Brown	DY																							
Truffle	DZ																							
Sisal	VM																							
<b>Wood Stain Colors on Beech</b>																								
Manila	BV																							
Ginger	BY																							
Clove	BW																							
Tobacco	BX																							





### BODY / FRAME, ARM & BASE FINISHES (Continued)

<div style="display: flex; align-items: center;"> <div style="width: 15px; height: 15px; background-color: #0070C0; margin-right: 5px;"></div> Available  <div style="width: 15px; height: 15px; border: 1px solid black; margin-right: 5px; margin-left: 5px;"></div> Not Available                 </div>		MISC.	WORK CHAIRS													STACKING CHAIRS								
		ALL PEDESTALS W/ SEAT	DISTRICT™ CUSHION	AMICUS®	AMICUS (GUEST)	AROUND	ESSA	NUOVA CONTESSA	MARINI	METRIC	PROJEK™	SABRINA	SAVERA®	SAVERA XL	SAVERA STOOL	T-3™	T-3 STOOL	VARIABLE	VISIO	NAMI®	NAMI® 3D WOOD	VARIABLE	VOLUME™	ZONE®
<b>Metal</b>																								
<p><i>Metal colors are used on a wide variety of chair parts including frames, side panels and bases. The colors available can be found in Teknion's Foundation and Mica Accent finish categories. Metal colors coordinate with seating and panel fabrics, as well as laminates and edge trims.</i></p>																								
Chrome	C / C6																							
Polished Aluminum	F / C9																							
Tess Silver	99																							
Ebony (Foundation)	E / 52																							
Storm White (Foundation)	Q / 74																							
Platinum (Mica)	7 / 60																							
Gris	9F																							
Greystone (Matte)	U / 24																							
<b>Foundation</b>																								
<p><i>These powder paint colors are offered on the broadest range of parts, including metal and plastic. Foundation offers: smooth satin, textured satin finishes.</i></p>																								
<b>Satin/Matte</b>																								
Granite (Satin)	51 / J																							
Ebony (Satin)	52 / E																							
Crisp Grey (Matte)	25 / 6																							
Soft Gris (Matte)	26 / B																							
Sand (Matte)	27 / 3																							
Earth (Matte)	28 / 4																							
Atrium White (Matte)	T / 20																							
Clay (Matte)	85 / Y																							
<b>Textured</b>																								
Storm White	74 / Q																							
Latte	75 / C																							
Espresso	76 / P																							
Foundry Onyx	Z / 23																							
<b>Chroma Paints</b>																								
Anthracite	1U																							
Atrium White	1S																							
Brickstone	1D																							
Herbal	1F																							
Midnight	1L																							
TK Hunter	1E																							



Environmental Friendly Finish.



### BODY/FRAME, ARM & BASE FINISHES (Continued)

<div style="display: flex; align-items: center;"> <div style="width: 15px; height: 15px; background-color: #007bff; margin-right: 5px;"></div> Available  <div style="width: 15px; height: 15px; border: 1px solid black; margin-right: 5px;"></div> Not Available                 </div>	MISC.	WORK CHAIRS													STACKING CHAIRS									
	ALL PEDESTALS W/ SEAT	DISTRICT™ CUSHION	AMICUS®	AMICUS (GUEST)	AROUND	ESSA	NUOVA CONTESSA	MARINI	METRIC	PROJEK™	SABRINA	SAVERA®	SAVERA XL	SAVERA STOOL	T-3™	T-3 STOOL	VARIABLE	VISIO	NAMI®	NAMI® 3D WOOD	VARIABLE	VOLUME™	ZONE®	
<b>Mica</b> <p><i>These powder paint colors are offered on the broadest range of parts, including metal and plastic. Mica offers: smooth satin mica and textured mica finishes. Mica colors are pearlescent colors which visually softens the surface of the metal on which it is applied.</i></p>																								
<b>Satin</b>																								
Very White (Satin)	83 / V																							
Platinum (Satin)	60 / 7																							
Graphite (Satin)	62 / M																							
Anthracite (Satin)	68 / X																							
Sepia Bronze (Satin)	70 / S																							
Burnished Bronze (Satin)	71 / 2																							
Titanium Grey (Satin)	72 / F																							
Gilded Ash (Satin)	73 / 1																							
<b>Textured</b>																								
Arctic	77 / 8																							
<b>Accent</b>																								
<b>Satin</b>																								
Atmosphere (Satin)	C J																							
Blue Sage	98																							
Blush (Satin)	CK																							
Brickstone (Satin)	18																							
Butternut	14																							
Herbal (Satin)	CP																							
Ink Blue (Satin)	17																							
Signal Red	97																							
Soft Gold (Satin)	C Q																							
TK Hunter (Satin)	1 V																							
TK Radioactive (Satin)	1 W																							
TK Sunburst (Satin)	1 X																							



## listings & application matrices

### BACK, SEAT & SHELL FINISHES

<div style="display: flex; align-items: center;"> <div style="width: 15px; height: 15px; background-color: #0070C0; margin-right: 5px;"></div> Available                 </div> <div style="display: flex; align-items: center;"> <div style="width: 15px; height: 15px; border: 1px solid black; margin-right: 5px;"></div> Not Available                 </div>		MISC.		WORK CHAIRS														STACKING CHAIRS						
		ALL PEDESTALS W/ SEAT	DISTRICT™ CUSHION	AMICUS®	AMICUS (GUEST)	AROUND	ESSA	NUOVA CONTESSA	MARINI	METRIC	PROJEK™	SABRINA	SAVERA®	SAVERA XL	SAVERA STOOL	T-3™	T-3 STOOL	VARIABLE	VISIO	NAMI®	NAMI® 3D WOOD	VARIABLE	VOLUME™	ZONE®
<b>Plastic</b>																								
<i>Plastic colors are used on a wide variety of chair parts including frames, bases, arms, backs and seats. The majority of plastic parts are available in Black. Coordinates to these colors can also be found in Teknion's Fabric offering.</i>																								
Ebony	E / 7F / 8B / 9J																							
Embossed Plastic	Z																							
Ebony (Satin)	52																							
Deep Verde	6A																							
Blue	6C																							
Dark Grey	6E																							
Medium Taupe	6G																							
Medium Grey	6H																							
Orange	6J																							
Fearless Red	7A																							
Espresso	7E																							
Light Grey	7H																							
Deep Ocean	7K																							
Lunar Grey	7P																							
Latte Coordinate	7R																							
Grey	7T																							
Signal Red	7W																							
Blue Sage	7X																							
Storm White	7Y																							
Very White	8C																							
Gris	9F																							
Atrium White	8D																							
Blackstone	NF																							
Clay	NH																							
Poppy	HN																							
Lentil	HP																							
Matcha Green	HQ																							
Cordon Blue	HR																							
Greystone	HK																							
Medium Grey	HH																							
Black	HG																							
White	HF																							

listings & application matrices

BACK, SEAT & SHELL FINISHES (Continued)

		MULTI-USE CHAIRS																SOFT SEATING										
		ABILITY® SPINNER STOOL	ARNE (NORTH 56)	AROUND (GUEST)	AT	CHEZ (NORTH 56)	JUST-US	KUPP	LARU (NORTH 56)	OCCO	ROUTES	SCHALE (NORTH 56)	SICLA (NORTH 56)	SITARA™ (GUEST)	SPROUT	SYNAPSE™ (GUEST)	TAIGA™	VARIABLE	AEGIS™	BANQS	BELIZE™	BONDS	COLLABORATIVE OTTOMAN	ROUTES	TEKNION DNA™	FERRARRA®	TUX	VASARI®
<b>Plastic</b>																												
<i>Plastic colors are used on a wide variety of chair parts including frames, bases, arms, backs and seats. The majority of plastic parts are available in Black. Coordinates to these colors can also be found in Teknion's Fabric offering.</i>																												
Ebony	E / 7F / 8B / 9J																											
Embossed Plastic	Z																											
Ebony (Satin)	52																											
Deep Verde	6A																											
Blue	6C																											
Dark Grey	6E																											
Medium Taupe	6G																											
Medium Grey	6H																											
Orange	6J																											
Fearless Red	7A																											
Espresso	7E																											
Light Grey	7H																											
Deep Ocean	7K																											
Lunar Grey	7P																											
Latte Coordinate	7R																											
Grey	7T																											
Signal Red	7W																											
Blue Sage	7X																											
Storm White	7Y																											
Very White	8C																											
Gris	9F																											
Atrium White	8D																											
Blackstone	NF																											
Clay	NH																											
Poppy	HN																											
Lentil	HP																											
Matcha Green	HQ																											
Cordon Blue	HR																											
Greystone	HK																											
Medium Grey	HH																											
Black	HG																											
White	HF																											

### BACK, SEAT & SHELL FINISHES (Continued)

<div style="display: flex; align-items: center;"> <div style="width: 15px; height: 15px; background-color: #0070C0; margin-right: 5px;"></div> Available                 </div> <div style="display: flex; align-items: center;"> <div style="width: 15px; height: 15px; border: 1px solid black; margin-right: 5px;"></div> Not Available                 </div>	MISC.	WORK CHAIRS														STACKING CHAIRS								
	ALL PEDESTALS W/ SEAT	DISTRICT™ CUSHION	AMICUS®	AMICUS (GUEST)	AROUND	ESSA	NUOVA CONTESSA	MARINI	METRIC	PROJEK™	SABRINA	SAVERA®	SAVERA XL	SAVERA STOOL	T-3™	T-3 STOOL	VARIABLE	VISIO	NAMI®	NAMI® 3D WOOD	VARIABLE	VOLUME™	ZONE®	
<b>Wood</b>																								
<i>Natural Wood species and Flintwood reconstituted wood veneer are available in a variety of natural finishes and wood veneer coordinate stains to match with Teknion desking and systems. Variation of color, grain and texture is natural.</i>																								
<b>Flintwood Colors on Maple</b>																								
Walnut Tone	KU																							
<b>Veneer 2 Colors on Maple and Beech</b>																								
Medium Dark Cherry	UK																							
Dark Brown Cherry	UM																							
Walnut on Cherry	UN																							
<b>Veneer 3 Colors on Maple and Beech</b>																								
Natural Maple	MP																							
Windsor Cherry	WW																							
Dark Cherry	WJ																							
<b>Veneer 4 Colors on Maple and Beech</b>																								
Sierra	DV																							
Cocoa Brown	DY																							
Truffle	DZ																							
<b>Nami Wood Stain Colors on Beech</b>																								
Manila	BV																							
Ginger	BY																							
Clove	BW																							
Tobacco	BX																							



listings & application matrices

BACK, SEAT & SHELL FINISHES (Continued)

<div style="display: flex; align-items: center;"> <div style="width: 15px; height: 15px; background-color: #0070C0; margin-right: 5px;"></div> Available                 </div> <div style="display: flex; align-items: center;"> <div style="width: 15px; height: 15px; border: 1px solid black; margin-right: 5px;"></div> Not Available                 </div>	MULTI-USE CHAIRS														SOFT SEATING														
	ABILITY® SPINNER STOOL	ARNE (NORTH 56)	AROUND (GUEST)	AT	CHEZ (NORTH 56)	JUST-US	KUPP	LARU (NORTH 56)	OCCO	ROUTES	SCHALE (NORTH 56)	SICLA (NORTH 56)	SITARA™ (GUEST)	SPROUT	SYNAPSE™ (GUEST)	TAIGA™	VARIABLE	AEGIS™	BANQS	BELIZE™	BONDS	COLLABORATIVE	OTTOMAN	ROUTES	TEKNION DNA™	FERRARRA®	TUX	VASARI®	VIGNETTE™
<b>Wood</b>																													
<i>Natural Wood species and Flintwood reconstituted wood veneer are available in a variety of natural finishes and wood veneer coordinate stains to match with Teknion desking and systems. Variation of color, grain and texture is natural.</i>																													
<b>Flintwood Colors on Maple</b>																													
Walnut Tone	KU																												
<b>Veneer 2 Colors on Maple and Beech</b>																													
Medium Dark Cherry	UK																												
Dark Brown Cherry	UM																												
Walnut on Cherry	UN																												
<b>Veneer 3 Colors on Maple and Beech</b>																													
Natural Maple	MP																												
Windsor Cherry	WW																												
Dark Cherry	WJ																												
<b>Veneer 4 Colors on Maple and Beech</b>																													
Sierra	DV																												
Cocoa Brown	DY																												
Truffle	DZ																												
<b>Nami Wood Stain Colors on Beech</b>																													
Manila	BV																												
Ginger	BY																												
Clove	BW																												
Tobacco	BX																												

### SIDE PANEL FINISHES

<div style="display: flex; align-items: center;"> <div style="width: 15px; height: 15px; background-color: #0070C0; margin-right: 5px;"></div> Available                 </div> <div style="display: flex; align-items: center;"> <div style="width: 15px; height: 15px; border: 1px solid black; margin-right: 5px;"></div> Not Available                 </div>	MISC.	WORK CHAIRS											STACKING CHAIRS										
	ALL PEDESTALS W/ SEAT	DISTRICT™ CUSHION	AMICUS®	AMICUS (GUEST)	AROUND	ESSA	NUOVA CONTESSA	MARINI	METRIC	PROJEK™	SABRINA	SAVERA®	SAVERA XL	SAVERA STOOL	T-3™	T-3 STOOL	VARIABLE	VISIO	NAMI®	NAMI® 3D WOOD	VARIABLE	VOLUME™	ZONE®
<b>Foundation Laminate</b>																							
<b>Solid</b>																							
Very White	RV																						
Storm White	LW																						
Crisp Grey	2T																						
Sand	2U																						
Earth	2V																						
Slate	2W																						
<b>Wood Print</b>																							
Maple	YM																						
Anigre	YA																						
Cherry	YH																						
Royal Cherry	YR																						
Espresso Reflect	RN																						
Walnut Cathedralgrain	RQ																						
Stainless	XJ																						
Mercurial Walnut	2A																						
Java Walnut	2B																						
Urban Walnut	2C																						
Choice Maple	2D																						
Estate Cherry	2E																						
Campus Oak	2F																						
Flax Reflect	2J																						
Pecan Reflect	2K																						
Cocoa Brown Reflect	2N																						
Sycamore Reflect	2P																						
<b>Abstract</b>																							
White Matrix	MW																						
Mushroom Parchment	RD																						
Birch Parchment	RB																						
Light Grey Crosshatch	6L																						
Blond Crosshatch	6M																						
Taupe Crosshatch	6N																						
Dark Grey Crosshatch	6P																						
Fog Vapour	6Q																						
Dusk Vapour	6R																						
Shade Vapour	6S																						

listings & application matrices

SIDE PANEL FINISHES (Continued)

		MULTI-USE CHAIRS														SOFT SEATING													
		ABILITY® SPINNER STOOL	ARNE (NORTH 56)	AROUND (GUEST)	AT	CHEZ (NORTH 56)	JUST-US	KUPP	LARU (NORTH 56)	OCCO	ROUTES	SCHALE (NORTH 56)	SICLA (NORTH 56)	SITARA™ (GUEST)	SPROUT	SYNAPSE™ (GUEST)	TAIGA™	VARIABLE	AEGIS™	BANQS	BELIZE™	BONDS	COLLABORATIVE OTTOMAN	ROUTES	TEKNION DNA™	FERRARRA®	TUX	VASARI®	VIGNETTE™
<b>Foundation Laminate</b>																													
<b>Solid</b>																													
Very White	RV																												
Storm White	LW																												
Crisp Grey	2T																												
Sand	2U																												
Earth	2V																												
Slate	2W																												
<b>Wood Print</b>																													
Maple	YM																												
Anigre	YA																												
Cherry	YH																												
Royal Cherry	YR																												
Espresso Reflect	RN																												
Walnut Cathedralgrain	RQ																												
Stainless	XJ																												
Mercurial Walnut	2A																												
Java Walnut	2B																												
Urban Walnut	2C																												
Choice Maple	2D																												
Estate Cherry	2E																												
Campus Oak	2F																												
Flax Reflect	2J																												
Pecan Reflect	2K																												
Cocoa Brown Reflect	2N																												
Sycamore Reflect	2P																												
<b>Abstract</b>																													
White Matrix	MW																												
Mushroom Parchment	RD																												
Birch Parchment	RB																												
Light Grey Crosshatch	6L																												
Blond Crosshatch	6M																												
Taupe Crosshatch	6N																												
Dark Grey Crosshatch	6P																												
Fog Vapour	6Q																												
Dusk Vapour	6R																												
Shade Vapour	6S																												

### TABLE FINISHES

	MISC.	WORK CHAIRS														STACKING CHAIRS											
		ALL PEDESTALS W/ SEAT	DISTRICT™ CUSHION	AMICUS®	AMICUS (GUEST)	AROUND	ESSA	NUOVA CONTESSA	MARINI	METRIC	PROJEK™	SABRINA	SAVERA®	SAVERA XL	SAVERA STOOL	T-3™	T-3 STOOL	VARIABLE	VISIO	NAMI®	NAMI® 3D WOOD	VARIABLE	VOLUME™	ZONE®			
<b>Compact Laminate</b>																											
<i>Compact Laminate has a distinct black edge and offers the performance characteristics of high-pressure plastic laminates (HPL).</i>																											
Very White	N5																										
Storm White	N6																										
Ebony	N9																										
Crisp Grey	9L																										
Sand	9M																										
<b>Foundation Laminate</b>																											
<i>Foundation Laminates are high pressure laminates (HPL) that are offered in solid color, abstract patterns and wood prints. The Reflect collection is designed to coordinate with Flintwood colors and not intended to be a direct color match. Surface finishes differ from each laminate as different top coats have been selected to best enhance the appearance of color. While significant improvements have been made to align color and textiles between high-pressure laminates and low pressure laminates materials, there may be slight variations. Please refer to actual samples.</i>																											
<b>Solid</b>																											
Very White	RV																										
Storm White	LW																										
Atrium White	2G																										
Soft Gris	2H																										
Crisp Grey	2T																										
Sand	2U																										
Earth	2V																										
<b>Wood Print</b>																											
Royal Cherry	YR																										
Espresso Reflect	RN																										
Walnut Cathedralgrain	RQ																										
Stainless	JG																										
Mercurial Walnut	2A																										
Java Walnut	2B																										
Urban Walnut	2C																										
Choice Maple	2D																										
Estate Cherry	2E																										
Campus Oak	2F																										
Flax Reflect	2J																										
Pecan Reflect	2K																										
Coastal Elm	2L																										
Provincial Oak	2M																										
Cocoa Brown Reflect	2N																										
Sycamore Reflect	2P																										
Ivory Birch	2X																										

listings & application matrices

TABLE FINISHES (Continued)




		MULTI-USE CHAIRS														SOFT SEATING														
		ABILITY® SPINNER STOOL	ARNE (NORTH 56)	AROUND (GUEST)	AT	CHEZ (NORTH 56)	JUST-US	KUPP	LARU (NORTH 56)	OCCO	ROUTES	SCHALE (NORTH 56)	SICLA (NORTH 56)	SITARA™ (GUEST)	SPROUT	SYNAPSE™ (GUEST)	TAIGA™	VARIABLE	AEGIS™	BANQS	BELIZE™	BONDS	COLLABORATIVE OTTOMAN	ROUTES	TEKNION DNA™	FERRARRA®	TUX	VASARI®	VIGNETTE™	
<b>Compact Laminate</b>																														
<i>Compact Laminate has a distinct black edge and offers the performance characteristics of high-pressure plastic laminates (HPL).</i>																														
Very White	N5																													
Storm White	N6																													
Ebony	N9																													
Crisp Grey	9L																													
Sand	9M																													
<b>Foundation Laminate</b>																														
<i>Foundation Laminates are high pressure laminates (HPL) that are offered in solid color, abstract patterns and wood prints. The Reflect collection is designed to coordinate with Flintwood colors and not intended to be a direct color match. Surface finishes differ from each laminate as different top coats have been selected to best enhance the appearance of color. While significant improvements have been made to align color and textiles between high-pressure laminates and low pressure laminates materials, there may be slight variations. Please refer to actual samples.</i>																														
<b>Solid</b>																														
Very White	RV																													
Storm White	LW																													
Atrium White	2G																													
Soft Gris	2H																													
Crisp Grey	2T																													
Sand	2U																													
Earth	2V																													
<b>Wood Print</b>																														
Royal Cherry	YR																													
Espresso Reflect	RN																													
Walnut Cathedralgrain	RQ																													
Stainless	JG																													
Mercurial Walnut	2A																													
Java Walnut	2B																													
Urban Walnut	2C																													
Choice Maple	2D																													
Estate Cherry	2E																													
Campus Oak	2F																													
Flax Reflect	2J																													
Pecan Reflect	2K																													
Coastal Elm	2L																													
Provincial Oak	2M																													
Cocoa Brown Reflect	2N																													
Sycamore Reflect	2P																													
Ivory Birch	2X																													


### TABLE FINISHES (Continued)

<div style="display: flex; align-items: center;"> <div style="width: 15px; height: 15px; background-color: #007bff; margin-right: 5px;"></div> Available  <div style="width: 15px; height: 15px; border: 1px solid black; margin-right: 5px; margin-left: 5px;"></div> Not Available                 </div>	MISC.	WORK CHAIRS														STACKING CHAIRS							
	ALL PEDESTALS W/ SEAT	DISTRICT™ CUSHION	AMICUS®	AMICUS (GUEST)	AROUND	ESSA	NUOVA CONTESSA	MARINI	METRIC	PROJEK™	SABRINA	SAVERA®	SAVERA XL	SAVERA STOOL	T-3™	T-3 STOOL	VARIABLE	VISIO	NAMI®	NAMI® 3D WOOD	VARIABLE	VOLUME™	ZONE®
<b>Foundation Laminate (continued)</b>																							
<b>Abstract</b>																							
Heather Grey	DN																						
Striate White	DQ																						
Striate Charcoal	DR																						
White Matrix	MW																						
Mushroom Parchment	RD																						
Birch Parchment	RB																						
Light Grey Crosshatch	6L																						
Blond Crosshatch	6M																						
Fog Vapour	6Q																						
<b>Zones Exclusive</b>																							
Greystone Beech	2Q																						
Natural Beech	2R																						
Greystone	2S																						



### TABLE FINISHES (Continued)

 Available  Not Available	MISC.		WORK CHAIRS													STACKING CHAIRS								
	ALL PEDESTALS W/ SEAT	DISTRICT™ CUSHION	AMICUS®	AMICUS (GUEST)	AROUND	ESSA	NUOVA CONTESSA	MARINI	METRIC	PROJEK™	SABRINA	SAVERA®	SAVERA XL	SAVERA STOOL	T-3™	T-3 STOOL	VARIABLE	VISIO	NAMI®	NAMI® 3D WOOD	VARIABLE	VOLUME™	ZONE®	
<b>Flintwood</b> 																								
<i>Alcohol-based and NGR stains are hand wiped on solid maple frames, and enhanced by shading and toning to achieve the perfect color as well as color compatibility. Spray sealers are followed by polyurethane topcoats.</i>																								
<b>Standard</b>																								
Blonde Maple	VZ																							
Flax	FX																							
Natural Pecan	FN																							
Sycamore	VA																							
Medium Sycamore	FM																							
Chianti	FC																							
Dark Walnut	FD																							
Black Walnut	VB																							
White Oak	5N																							
Poppy Seed	5P																							
Harvest Cherry	5Q																							
Earl Grey	5R																							
Silverwash	5S																							
White Truffle	5T																							
Caraway	5V																							
Drift Oak	5W																							
Classic Walnut	5Z																							
<b>Cathedral</b>																								
Walnut	VT																							
Raw Umber	5U																							
Dark Henna	5X																							
Black Timber	5Y																							

 Environmental Friendly Finish. For information about Sustainable Properties, please see the Specification and Environmental Data pages in the front of this guide.





### TABLE FINISHES (Continued)

<div style="display: flex; align-items: center;"> <div style="width: 15px; height: 15px; background-color: #0070C0; margin-right: 5px;"></div> Available  <div style="width: 15px; height: 15px; border: 1px solid black; margin-right: 5px;"></div> Not Available                 </div>	MISC.	WORK CHAIRS														STACKING CHAIRS							
	ALL PEDESTALS W/ SEAT	DISTRICT™ CUSHION	AMICUS®	AMICUS (GUEST)	AROUND	ESSA	NUOVA CONTESSA	MARINI	METRIC	PROJEK™	SABRINA	SAVERA®	SAVERA XL	SAVERA STOOL	T-3™	T-3 STOOL	VARIABLE	VISIO	NAMI®	NAMI® 3D WOOD	VARIABLE	VOLUME™	ZONE®
<b>Natural Veneer</b>																							
<b>Veneer 2</b>																							
Medium Dark Cherry	UK																						
Dark Brown Cherry	UM																						
Walnut on Cherry	UN																						
<b>Veneer 3</b>																							
Natural Maple	MP																						
Windsor Cherry	WW																						
Dark Cherry	WJ																						
<b>Veneer 4</b>																							
Sierra	DV																						
Cocoa Brown	DY																						
Truffle	DZ																						
Rift White Oak	VE																						
Desert Fawn	VF																						
Malabar	VH																						
Bistre	VJ																						
Sisal	VM																						
Brindle	VN																						
Chai	VP																						
<b>Wood Stain Colors on Beech</b>																							
Manila	BV																						
Ginger	BY																						
Clove	BW																						
Tobacco	BX																						



### TABLE FINISHES (Continued)

<div style="display: flex; align-items: center;"> <div style="width: 15px; height: 15px; background-color: #0070C0; margin-right: 5px;"></div> Available                 </div> <div style="display: flex; align-items: center;"> <div style="width: 15px; height: 15px; border: 1px solid black; margin-right: 5px;"></div> Not Available                 </div>	MISC.	WORK CHAIRS														STACKING CHAIRS								
	ALL PEDESTALS W/ SEAT	DISTRICT™ CUSHION	AMICUS®	AMICUS (GUEST)	AROUND	ESSA	NUOVA CONTESSA	MARINI	METRIC	PROJEK™	SABRINA	SAVERA®	SAVERA XL	SAVERA STOOL	T-3™	T-3 STOOL	VARIABLE	VISIO	NAMI®	NAMI® 3D WOOD	VARIABLE	VOLUME™	ZONE®	
<b>Edge Trim Style</b>																								
Slim Trim	1																							
Slim Trim FM	A																							
Bullnose Trim	2																							
Straight Trim	6																							
Flat Trim	8																							
Eased Trim	F																							
Full Knife	H																							
<b>Aluminum Acrylic</b>																								
Flat	8																							
Full Knife	H																							
<b>Flintwood</b>																								
Bullnose Trim	3																							
Slim Trim	4																							
Waterfall Trim	5																							
Straight Trim	7																							
Flat Trim	9																							
Full Knife	H																							
<b>Natural Veneer</b>																								
Solid Eased Edge	E																							
Solid Full Knife Edge	X																							
Flat Edge	9 / G																							
Full Knife Edge	H																							
Butterfly	B																							
Reed	R																							
<b>Solid Surface</b>																								
<i>Solid Surface, has a smooth satiny feel with an incorporated edge. It is made from 100% acrylic-based surface that is low-maintenance and easy to clean.</i>																								
White	MR																							
<b>Marble</b>																								
<i>Carrara Marble is an elegant, natural material found in classic architecture and modernist design. marble is a natural material, color and marks will vary.</i>																								
Carrara	MQ																							



### TABLE FINISHES (Continued)

<div style="display: flex; align-items: center;"> <div style="width: 15px; height: 15px; background-color: #0070C0; margin-right: 5px;"></div> Available  <div style="width: 15px; height: 15px; border: 1px solid black; margin-right: 5px; margin-left: 5px;"></div> Not Available                 </div>		MISC.	WORK CHAIRS													STACKING CHAIRS								
		ALL PEDESTALS W/ SEAT	DISTRICT™ CUSHION	AMICUS®	AMICUS (GUEST)	AROUND	ESSA	NUOVA CONTESSA	MARINI	METRIC	PROJEK™	SABRINA	SAVERA®	SAVERA XL	SAVERA STOOL	T-3™	T-3 STOOL	VARIABLE	VISIO	NAMI®	NAMI® 3D WOOD	VARIABLE	VOLUME™	ZONE®
<b>Leather - LA</b>																								
<b>Base Grade Leather</b>																								
White	L215																							
Shale	L101																							
Chocolate	L204																							
Chime	L205																							
Fossil	L206																							
Buttercup	L214																							
Poppy	L210																							
Parlor	L211																							
Marine	L212																							
Black	L104																							
Sand	L200																							
Porcino	L201																							
<b>Leather - LB</b>																								
<b>Merus</b>																								
Teak	L110																							
White Birch	L111																							
Beechwood	L112																							
Parchment	L113																							
Almond Shell	L114																							
Mesquite	L115																							
Juniper	L116																							
Smoke	L117																							
Hopi	L118																							
Crushed Bark	L119																							
Root	L120																							
Charred	L121																							
Mulberry	L122																							
Black Truffle	L123																							



### TABLE FINISHES (Continued)

<div style="display: flex; align-items: center;"> <div style="width: 15px; height: 15px; background-color: #0070C0; margin-right: 5px;"></div> Available  <div style="width: 15px; height: 15px; border: 1px solid black; margin-right: 5px; margin-left: 5px;"></div> Not Available                 </div>		MISC.	WORK CHAIRS													STACKING CHAIRS								
		ALL PEDESTALS W/ SEAT	DISTRICT™ CUSHION	AMICUS®	AMICUS (GUEST)	AROUND	ESSA	NUOVA CONTESSA	MARINI	METRIC	PROJEK™	SABRINA	SAVERA®	SAVERA XL	SAVERA STOOL	T-3™	T-3 STOOL	VARIABLE	VISIO	NAMI®	NAMI® 3D WOOD	VARIABLE	VOLUME™	ZONE®
<b>Leather - LC</b>																								
<b>Pela</b>																								
Clove	L216																							
White Clay	L217																							
Chamois	L218																							
Buckwheat	L220																							
Hemlock	L221																							
Fern	L222																							
Cerulean	L226																							
Marigold	L227																							
Pomegranate	L228																							
Cordon	L229																							
Black Cherry	L230																							
Paprika	L231																							
Nightshade	L232																							
Morel	L233																							
Russet	L234																							
Carbon	L235																							
Pitch	L236																							
<b>Leather - LD</b>																								
<b>Fortis</b>																								
Canyon	L310																							
Bone	L311																							
Brick	L312																							
Terra	L313																							
Nugget	L314																							
Oxtail	L315																							
Black Rock	L316																							

### ACCESSORY FINISHES

<b>Coat Hanger/Headrest</b>																								
Ebony	52																							
Grey	30																							
Very White	8C																							
<b>Bookrack</b>																								
Ebony	E/52																							
Chrome	C/C6																							





general information

# general information

LAMINATE/EDGE TRIM COLOR COORDINATION CHART . . . . .69

TEKNIPAINT & TEKNISTAIN . . . . .71

CARE & MAINTENANCE . . . . .72

TOUCH-UP-KITS . . . . .75



# laminate/edge trim color coordination chart

Foundation Laminate	Edge Trim Coordinate	Match
Very White RV	Very White SS	Yes
Atrium White 2G	Atrium White 4G	Yes
Storm White LW	Storm White LW	Yes
Crisp Grey 2T	Crisp Grey 4T	Yes
Soft Gris 2H	Soft Gris 4H	Yes
Sand 2U	Sand 4U	Yes
Earth 2V	Earth 4V	Yes
Greystone 2S	Greystone 4S	Yes
Mercurial Walnut 2A	Mercurial Walnut 4A	Yes
Walnut Cathedralgrain RQ	Walnut Cathedralgrain SZ	Yes
Java Walnut 2B	Java Walnut 4B	Yes
Ivory Birch 2X	Ivory Birch HW	Yes
Coastal Elm 2L	Coastal Elm HX	Yes
Provincial Oak 2M	Provincial Oak HY	Yes
Urban Walnut 2C	Urban Walnut 4C	Yes
Choice Maple 2D	Choice Maple 4D	Yes
Campus Oak 2F	Campus Oak 4F	Yes
Estate Cherry 2E	Estate Cherry 4E	Yes
Royal Cherry V8	Royal Cherry SJ	Yes
Flax Reflect 2J	Flax Reflect 4J	Yes
Pecan Reflect 2K	Pecan reflect 4K	Yes
Sycamore Reflect 2P	Sycamore reflect 4F	Yes
Cocoa Brown Reflect 2N	Cocoa Brown reflect 4N	Yes
Espresso Reflect RN	Espresso Reflect SW	Yes
Stainless JG	Stainless SV	Yes
Heather Grey DN	Heather Grey FK	Coordinate
Fog Vapour 6Q	Light Grey Crosshatch 4Y	Coordinate
White Matrix MW	Light Grey Crosshatch 4Y	Coordinate
Striate White DQ	Light Grey Crosshatch 4Y	Coordinate
Striate Charcoal DR	Greystone 4S	Coordinate
Blonde Crosshatch 6M	Light Grey Crosshatch 4Y	Coordinate
Light Grey Crosshatch 6L	Light Grey Crosshatch 4Y	Coordinate



# teknipaint & teknistain

## TekniPaint

A TekniPaint form is required if the customer requires a custom paint color.

The color matching procedures will take a minimum of 10 working days.

Standard lead times apply once customer approved sample is received by Teknion Customer Service Representative.

## Using the TekniPaint

Prior to placing the order, Dealer submits the color match sample (minimum size 2" x 2") to Teknion Customer Service Representative in conjunction with a completed TekniPaint form.

After the color match process is completed, two (2) samples are returned to the Customer Service Representative who forwards them to the Dealer with a sign-off sticker, attached to the back of the sample, for approval by the customer.

Customer formally signs-off on the color samples by signing the attached sticker.

Dealer returns one (1) of the customer approved samples to a Customer Service Representative or a fax of the signed off sample to Teknion.

Dealer submits the order, quoting the paint name and paint number as indicated on the customer sign-off sticker.

### Teknion products included in this program:

- Panels and Supports
- Providers, Overheads & Active Storage Products
- Electrical Products
- Pedestals, Lateral files & Storage Cabinets.

TekniPaint forms and information on how to use these forms can be found at [www.teknion.com/products](http://www.teknion.com/products) for your printing convenience.

## TekniStain

A TekniStain form is required if a Teknion Wood product is needed in colors outside our standard offering.

To order a Custom Wood Stain, follow these instructions:

If specifying a custom color for Seating, please use code NOCWS.

If specifying a custom color for District, Interpret, Leverage, Marketplace, TOS, Transit or Expansion Casegoods, please use code ZOCWS.

If specifying a custom color for Dossier, Cana, Westcoast, Solitär, Grayson, Agenda, Gemini, Table&Conferencing and Executive Casegoods, please use code ZCCWS.

Please forward a TekniStain form to your Customer Service Representative along with two color samples. Allow two (2) weeks for the TekniStain approval process. The Custom Wood Stain sample must be signed off prior to placing product order. The total lead time will begin once final approval samples have been received from customer to Teknion.

## Using the TekniStain

Teknion requires dealer or client to supply one (1) TekniStain form for each color being custom matched.

Include three (3) for U.S./two (2) for Canada minimum 3 x 3 color samples for each color being submitted for Custom Wood Stain

Teknion will provide customer with two color samples for each TekniStain submitted. The customer must sign the back of the approved sample. The second sample to be kept for customer reference.

TekniStain forms and information on how to use these forms can be found at [www.teknion.com/products](http://www.teknion.com/products) for your printing convenience.

## care & maintenance

Regular cleaning of your furniture system will maintain the appearance and optimize the long term return on investment.

### Teknion dna™

Due to the unique shape and size of dna and the inherent properties of some fabrics, mild creasing or puckering may result and is not considered a quality issue by Teknion. In most cases, the fabric can be smoothed-over by hand to improve the appearance.

### Teknion Aluminum Anodized Wall Products

#### Cleaning

- Wipe down your Anodized Aluminum surface with a damp sponge to remove general surface dirt. This will not eliminate stains or scratches, but will help to prevent dust and dirt buildup. Dry the Aluminum with a towel to prevent water spotting.
- With signs of black oxide from rubbing abrasion, squeeze one or two drops of mild dishwashing detergent into a cup of water. Apply the soapy water to an abrasive sponge and scrub the Aluminum vigorously. Anodized Aluminum requires an abrasive touch with a gentle cleaning solution, as many harsh cleaning products will react with the Aluminum.
- Rinse the Anodized Aluminum surface with clean water and then dry it with towels. Use long strokes and avoid changing directions for best results. If this method fails to thoroughly clean the Aluminum, proceed to contact Teknion.

An oil product could mask some stains temporarily; you may experience the stain returning after the oil flashes off. Because of time constraints we mix Isopropyl Alcohol to our water mix in order to speed drying. Not rubbing alcohol because it will contain a moisturizer to counter drying the skin.

### Whiteboard

#### Cleaning

We recommend that you erase your whiteboard after every use.

If you need to leave the content on your board then we recommend that the whiteboards should at least be cleaned weekly with the wet whiteboard cleaner recommend by the related marker manufacturer.

Cleaning your whiteboard will remove the chemical build-up that can occur with repeated use of dry erase markers. This can help maintain your whiteboard.

#### Maintenance

Use Dry erase markers only. All dry erase markers can write legibly on a whiteboard surface, but not all will erase properly due to their composition. Do not use low odor dry erase markers or permanent (indelible) markers. The use of proper markers can help avoid staining or ghosting.

Follow the Cleaning recommendations. It is recommended that the whiteboard is erased daily using an eraser designated for use with dry erase markers from the marker manufacturer. We also recommend that a complete cleaning is performed at least once a week with the wet whiteboard cleaner recommend by the related marker manufacturer.

To remove permanent marker. Write on top of the permanent marker, erase with a dry eraser, using a dry erase marker, and then clean with the wet whiteboard cleaner recommend by the related marker manufacturer.

#### Ghosting Issues

Faded content that remains on your whiteboard after erasing/cleaning is commonly known as ghosting.

To help avoid ghosting, do not use permanent or non-dry erase markers. Avoid using red and orange markers for easier cleaning and to reduce the likelihood of ghosting.

In order to avoid ghosting please use our cleaning and maintenance recommendations. If ghosting remains please try of the following actions to remove

Apply whiteboard cleaner and wipe entire whiteboard with a paper towel, and let dry. Use Mix Joy® dishwashing detergent with warm water and apply to the whiteboard using a paper towel, then wipe dry with a clean cloth. Repeat as necessary.

If ghosting or staining remains, you could use a small amount of rubbing alcohol on a clean, soft towel.



## care & maintenance (continued)

### Metal & Plastic

Wash surface regularly with mild soap and water. Dry with a clean cloth or soft paper towel to prevent soap streaks.

### Source Laminate & Fascia Laminate

In order to maintain the life and appearance of your thermally fused melamine panels, please follow these guidelines:

- May be easily cleaned using a mild, non-abrasive, all purpose cleaner and a soft cloth. Coffee, tea or other difficult stains may be removed using a mild household detergent or a paste of baking soda and water (note: 10-20 strokes should remove most stains, excessive force or scrubbing may damage the surface).
- Abrasives such as scouring pads or gritty cleansers may permanently dull and /or scratch the surface and result in future staining.
- Do not place hot cookware, dishes or objects onto the surface. Knives and other sharp objects used directly on the surface can also be damaging.

### Foundation Laminate

High pressure laminate (HPL) surfaces are highly resistant to wear, scratching, boiling water, food acids, alcohols, oil, grease and ordinary household chemicals.

#### General Care

Surfaces will retain their original appearance indefinitely when these simple precautions are followed:

- Wash surface with a non-residual, streak free cleaning product such as glass cleaner (ammonia based cleaner) to remove residue (oils, fingerprints, glass rings, smudges and smears).
- To remove superficial stains which may not be easily removed with soap and water, use a non-abrasive liquid cleaner.
- Use of an eraser can assist in the removal of ink marks.
- Avoid gritty or abrasive liquid cleaners and cleansing powders.
- Avoid bleaching cleaners and cleansing powders.
- Use a wooden cutting board when cutting, slicing or chopping.
- Use a trivet or hot pad under appliances.

### Flintwood & Natural Veneer

Teknion furniture is built to strict specifications to ensure many years of exceptional use. Like all natural products, Teknion wood surfaces may vary slightly in grain texture and color. Because each piece of furniture is unique, minor variations between pieces can be expected.

The beauty of Teknion's veneer is enhanced with a clear top coat which is not affected by most liquids found in offices or homes. This finish contains inhibitors to help prevent pigments from fading. However, like any wood product, the finish will fade with prolonged exposure to intense light.

#### Cleaning & Polishing

To clean, simply wipe the surface (in the direction of the grain) first with a dry cloth. Circular or sideways rubbing can adversely affect the appearance of the wood finish. If the surface is exceptionally dirty, add a mild soap solution to the water. Waxes and furniture polishes should be avoided as they may result in buildup or may deepen the gloss of the furniture.

#### General Care

- Remove any spilled liquids immediately with a blotting rather than a wiping action.
- Do not drag objects across finished surfaces.
- For chips, scratches or unusual damage, professional repair may be required.
- Avoid exposing the surface to extreme heat, cold or humidity.
- The surface finish may be burn-resistant but the wood beneath the finish is not and can be charred (e.g. by a burning cigarette).
- Exposure to strong sunlight should be avoided. The surface finish is fade proof but the wood beneath may change in color from extended exposure to sunlight.
- Place a desk pad under mechanical equipment. Rubber and oil will permanently mark the surface.
- Dust the surface frequently with a clean, soft, dry cloth.

### Solid Surface

Routinely clean with a damp cloth. If a stain develops, wipe it with soap and water, or if you prefer wipe it clean with glass cleaner.

Do not expose your solid surface worksurface to harsh chemicals.

For tough stains, apply an abrasive cleanser and buff with a Scotch-Brite® pad using a circular motion.

## care & maintenance (continued)

### Marble

Marble has a sealer to help protect the natural stone from staining and to prevent discoloration.

The surface of natural marble is very porous and easily absorbs moisture. Use coasters under all glasses, particularly those containing alcohol or citrus juices. Many foods and drinks contain acids that will etch or dull the surface. Do not place hot items directly on the marble surface.

Wipe off stains or spills immediately with water and a clean soft cloth a mild soap can be added to the water. Dry with a soft clean cloth or soft paper towel to prevent streaks. Do not use cleaners or abrasive cloths.

To keep the beauty of the marble surface a sealer should be applied yearly.

### Glass Elements

With proper care, glass panels will retain their clarity indefinitely. Care should be taken against scratching or contact with very hot objects that might mar the surface.

#### Cleaning

Wipe glass elements with a mild soap or detergent and lukewarm water. Use a clean soft cloth, applying only light pressure. Rinse with clean water and dry by blotting with a damp cloth or chamois.

Grease, oil or tar may be removed with a good grade of hexane, aliphatic naphtha or kerosene. These solvents are available at paint and hardware stores.

Follow the manufacturer's recommendations.

Any oil film left by solvents should be removed immediately by washing.

Do Not Use window cleaning sprays, kitchen scouring compounds or solvents such as acetone, gasoline, benzene, carbon tetrachloride or lacquer thinner on glass elements.

#### Dusting

Dust with a soft, damp cloth or chamois. Dry or gritty cloths may cause surface scratches.

#### Polishing

Protect the glass elements and maintain surface gloss by occasional waxing with a good auto paste wax. Apply a thin, even coat with a soft clean cloth and polish lightly with cotton flannel. Then wipe with a damp cloth to help eliminate electrostatic charges that can attract dust particles.

#### Back Painted Glass

To maintain back-painted glass products, gently clean, do not scrub, with a soft, clean, lint-free cloth and soap and water solution. Do not use paper towels; their fibers can adhere to the finished surface.

Do not use window cleaning sprays, kitchen scouring compounds or solvents such as acetone, gasoline, benzene, carbon tetrachloride or lacquer thinner on back-painted glass.

### Altos/Optos Glass

Use a wash solution that includes a mild soap and detergent, or a slightly acidic cleaning solution (vinegar and water). A product like Windex can also be used. Do not use harsh cleaners, abrasives or alkaline materials.

Use clean, grit-free cloths, together with the wash solution, to clean the glass. Care must be taken to ensure that gritty dirt particles picked up by the cloth do not scratch the glass. Do not use metal scrapers or tools to remove stubborn materials or stains.

Immediately follow the washing with liberal amounts of clean rise water (for best results use distilled water).

Promptly remove excess rinse water with a clean, good quality squeegee. Debris must be removed from the squeegee to prevent possible glass damage.

### Skyline Glass

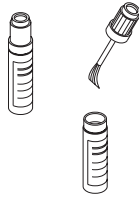
PLEASE DO NOT CLEAN ETCHED AREAS PRIOR TO 30 DAYS AFTER INSTALLATION! To maintain the glass, gently clean - do not scrub - with a clean, soft, lint-free cloth and 4: 1 mixture of water and vinegar. DO NOT USE AMMONIA-BASED CLEANERS! Do not use paper towels; their fibers adhere to the etched surface and they will affect the protective quality of the Etch Sealer. Harsh scrubbing and/or abrasive cleaners may damage the protective sealer and void your warranty.

## touch-up kits

Teknion offers two types of Touch-Up Kits; a bottle with brush (paint) or a crayon, depending on which finish the product is applied.

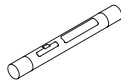
### KT100 – Bottle with brush is available for:

Foundation  
Mica  
Accent  
Filling & Storage Paint Colors



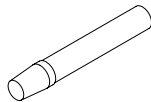
### KT401 – Crayon is available for:

Fascia Laminate  
Flintwood  
Natural Veneer



### KT402 – Marker is available for:

Flintwood  
Natural Veneer



### How to Use the Crayon (KT401)

Apply by simply rubbing the semi-hard compound into the defect or damaged substrate or finish in a variety of directions.

Once applied, and slightly overfilled, the excess filler is removed by carefully leveling off using a semi-flexible plastic leveling card. An old bank card works sufficiently for this step. To finish off the task, use a soft lint free cloth for wiping off any further excess material from the area being worked on. Paper towel can also be substituted for a lint free cloth and this purpose.

### How to Use the Marker (KT402)

Shake marker thoroughly to get full color strength. Depress the nib to begin material flow. Do not overload the nib with material. With light strokes, slowly apply color to the damaged area being careful not to “puddle” the material. Gently feather the applied material with a finger to blend the color in with the surrounding area.

### Ordering Touch-Up Kits:

Touch-Up Kits can be ordered through the Leverage product line specification software.

## Touch-Up Kit Directions

### Before You Begin

Make sure the surface is clean, dry and free of grease and oil. If needed, use a mild solvent and a clean cloth to wipe down surface. NOTE: Touch-Up should be used on small nicks and scratches only. It is not meant for large areas or deep gouges.

### How to Use the Small Brush (KT100)

Always shake the bottle for at least one minute after the mixing balls begin to rattle. If the product is not adequately mixed, the color of the paint will not be correct. (Do not try to get all of the residue on the bottom of the bottle; it will never totally blend). Make sure that the product is capped tightly before shaking.

Dip brush into the bottle as far as it will go.

Slowly remove the brush from the bottle. The brush wiper which is mounted in the bottle opening reduces the opening diameter and helps to wipe excess paint from the brush. This eliminates dripping paint from the brush after removing it from the bottle.

Brush paint on with smooth strokes. Use very slight pressure when touching the brush to the substrate. Avoid retouching the wet paint film with the brush after it is applied. Do not try to retouch applied paint after paint has set up for more than 2 minutes.

When finished, recap the bottle.

zones  
finishes + materials

# zones finishes + materials

DESKTOP SCREENS . . . . .	78
ENCLOSURES . . . . .	78
WORKSURFACES . . . . .	78
SEATING . . . . .	79
STORAGE . . . . .	79

## finishes + materials

The following charts outlines finishes that are available for use on Zones Enclosures, Table and Seating.

### desktop screens

Knit Linx	
Cool Grey	K 4 4 0
Pewter	K 4 4 1
Warm Grey	K 4 4 2
Shale	K 4 4 3
Citrine	K 4 4 4
Sage	K 4 4 5
Brook	K 4 4 6
Poppy	K 4 4 7
Apricot	K 4 4 8
Evergreen	K 4 4 9
Midnight	K 4 5 0
Pomegranate	K 4 5 1

### enclosures

Zones Vertical Laminate	
Pecan Reflect	2 K
Greystone Beech	2 Q
Natural Beech	2 R
Greystone	2 S
Crisp Grey	2 T
Sand	2 U

### worksurfaces

Zones Worksurface Laminate	
Atrium White	2 G
Pecan Reflect	2 K
Greystone Beech	2 Q
Natural Beech	2 R
Crisp Grey	2 T
Sand	2 U
Earth	2 V
Very White	RV
Zones Worksurface Gr 2 Laminate	
Very White Matte	W 2
Atrium White Matte	W 3
Crisp Grey Matte	W 4
Fossil Matte	W 5
Black Matte	6 K
Zones Veneer	
Greystone Beech	BR
Natural Beech	BS
Pecan Beech	DC
Trims, Wood Legs & Easel	
Zones Wood	
Greystone Beech	BR
Natural Beech	BS
Pecan Beech	DC
Paint	
Zones Metal Paint	
Crisp Grey	2 5
Greystone	2 4
Sand	2 7 / 3

### worksurfaces (continued)

Table Runner	
Solid Surface	
Glacier White	M V
Zones Worksurface Laminate	
Atrium White	2 G
Pecan Reflect	2 K
Greystone Beech	2 Q
Natural Beech	2 R
Crisp Grey	2 T
Sand	2 U
Earth	2 V
Very White	RV
Zones Worksurface Gr 2 Laminate	
Very White Matte	W 2
Atrium White Matte	W 3
Crisp Grey Matte	W 4
Fossil Matte	W 5
Black Matte	6 K
Zones Veneer	
Greystone Beech	BR
Natural Beech	BS
Pecan Beech	DC

finishes + materials

The following charts outlines finishes that are available for use on Zones Enclosures, Table and Seating.

seating

<b>Plastic</b>	
<b>Zones Plastic</b>	
Crisp Grey	Z 2
Greystone	Z 1
Sand	Z 3
<b>Wood</b>	
<b>Zones Wood</b>	
Greystone Beech	BR
Natural Beech	BS
Pecan Beech	DC
<b>Metal Finishes</b>	
<b>Zones Metal Paint</b>	
Crisp Grey	25
Greystone	24
Sand	27 / 3
<b>Polished Aluminum</b>	
Polished Aluminum	PA
<b>Sofa Tablets</b>	
<b>Zones Tablet Laminate</b>	
Atrium White	2G
Pecan Reflect	2K
Greystone Beech	2Q
Natural Beech	2R
Greystone	2S
Crisp Grey	2T
Sand	2U
Earth	2V
Very White	RV
<b>Zones Veneer</b>	
Greystone Beech	BR
Natural Beech	BS
Pecan Beech	DC
<b>Zones Modular Seating Tables &amp; Tablets</b>	
<b>Zones Veneer</b>	
Natural Beech	BS
Greystone Beech	BR
Pecan Beech	DC

seating

<b>Zones Modular Seating Add-On Tablet, Shared</b>	
<b>Zones Laminate</b>	
Atrium White	2G
Pecan Reflect	2K
Greystone Beech	2Q
Greystone	2S
Crisp Grey	2T
Sand	2U
Earth	2V
Very White	RV

storage

<b>Zones Laminate</b>	
Crisp Grey	2T
Earth	2V
Greystone	2S
Matte Black	6K
Sand	2U
Very White	RV
<b>Paint</b>	
<b>Zones Metal Paint</b>	
Crisp Grey	25
Soft Gris	26
Granite	51
Ebony	52
Sand	27
Earth	28
Espresso	76
Storm White	74
Latte	75
<b>Mica</b>	
Arctic	77
Platinum	60
Graphite	62
Anthracite	68
Sepia Bronze	70
Burnished Bronze	71
Titanium Grey	72
Gilded Ash	73
<b>Accent</b>	
Crimson	12
Butternut	14
Palm	13
Mineral Teal	11
Plum	16
Terra Cotta	15
Gala	91
Aircraft Primer	96
Aqua	93
Azure	92
Tangelo	90
Verde	94
Signal Red	97
Blue Sage	98

zones general  
information



# zones general information

FINISHES CARE & MAINTENANCE .....82

TOUCH-UP-KITS .....84

## finishes care & maintenance

### Whiteboard

#### Cleaning

We recommend that you erase your whiteboard after every use.

If you need to leave the content on your board then we recommend that the whiteboards should at least be cleaned weekly with the wet whiteboard cleaner recommend by the related marker manufacturer.

Cleaning your whiteboard will remove the chemical build-up that can occur with repeated use of dry erase markers. This can help maintain your whiteboard.

#### Maintenance

Use Dry erase markers only. All dry erase markers can write legibly on a whiteboard surface, but not all will erase properly due to their composition. Do not use low odor dry erase markers or permanent (indelible) markers. The use of proper markers can help avoid staining or ghosting.

Follow the Cleaning recommendations. It is recommended that the whiteboard is erased daily using an eraser designated for use with dry erase markers from the marker manufacturer. We also recommend that a complete cleaning is performed at least once a week with the wet whiteboard cleaner recommend by the related marker manufacturer.

To remove permanent marker. Write on top of the permanent marker, erase with a dry eraser, using a dry erase marker, and then clean with the wet whiteboard cleaner recommend by the related marker manufacturer.

#### Ghosting Issues

Faded content that remains on your whiteboard after erasing/cleaning is commonly known as ghosting.

To help avoid ghosting, do not use permanent or non-dry erase markers. Avoid using red and orange markers for easier cleaning and to reduce the likelihood of ghosting.

In order to avoid ghosting please use our cleaning and maintenance recommendations. If ghosting remains please try of the following actions to remove

Apply whiteboard cleaner and wipe entire whiteboard with a paper towel, and let dry. Use Mix Joy® dishwashing detergent with warm water and apply to the whiteboard using a paper towel, then wipe dry with a clean cloth. Repeat as necessary.

If ghosting or staining remains, you could use a small amount of rubbing alcohol on a clean, soft towel.

### Metal & Plastic

Wash surface regularly with mild soap and water. Dry with a clean cloth or soft paper towel to prevent soap streaks.

### Source Laminate & Fascia Laminate

In order to maintain the life and appearance of your thermally fused melamine panels, please follow these guidelines:

- May be easily cleaned using a mild, non-abrasive, all purpose cleaner and a soft cloth. Coffee, tea or other difficult stains may be removed using a mild household detergent or a paste of baking soda and water (note: 10-20 strokes should remove most stains, excessive force or scrubbing may damage the surface).
- Abrasives such as scouring pads or gritty cleansers may permanently dull and /or scratch the surface and result in future staining.
- Do not place hot cookware, dishes or objects onto the surface. Knives and other sharp objects used directly on the surface can also be damaging.

### Foundation Laminate

High pressure laminate (HPL) surfaces are highly resistant to wear, scratching, boiling water, food acids, alcohols, oil, grease and ordinary household chemicals.

#### General Care

Surfaces will retain their original appearance indefinitely when these simple precautions are followed:

- Wash surface with a non-residual, streak free cleaning product such as glass cleaner (ammonia based cleaner) to remove residue (oils, fingerprints, glass rings, smudges and smears).
- To remove superficial stains which may not be easily removed with soap and water, use a non-abrasive liquid cleaner.
- Use of an eraser can assist in the removal of ink marks.
- Avoid gritty or abrasive liquid cleaners and cleansing powders.
- Avoid bleaching cleaners and cleansing powders.
- Use a wooden cutting board when cutting, slicing or chopping.
- Use a trivet or hot pad under appliances.

---

## finishes care & maintenance (continued)

### Flintwood & Natural Veneer

Teknion furniture is built to strict specifications to ensure many years of exceptional use. Like all natural products, Teknion wood surfaces may vary slightly in grain texture and color. Because each piece of furniture is unique, minor variations between pieces can be expected.

The beauty of Teknion's veneer is enhanced with a clear top coat which is not affected by most liquids found in offices or homes. This finish contains inhibitors to help prevent pigments from fading. However, like any wood product, the finish will fade with prolonged exposure to intense light.

#### Cleaning & Polishing

To clean, simply wipe the surface (in the direction of the grain) first with a dry cloth. Circular or sideways rubbing can adversely affect the appearance of the wood finish. If the surface is exceptionally dirty, add a mild soap solution to the water. Waxes and furniture polishes should be avoided as they may result in buildup or may deepen the gloss of the furniture.

#### General Care

- Remove any spilled liquids immediately with a blotting rather than a wiping action.
- Do not drag objects across finished surfaces.
- For chips, scratches or unusual damage, professional repair may be required.
- Avoid exposing the surface to extreme heat, cold or humidity.
- The surface finish may be burn-resistant but the wood beneath the finish is not and can be charred (e.g. by a burning cigarette).
- Exposure to strong sunlight should be avoided. The surface finish is fade proof but the wood beneath may change in color from extended exposure to sunlight.
- Place a desk pad under mechanical equipment. Rubber and oil will permanently mark the surface.
- Dust the surface frequently with a clean, soft, dry cloth.

### Solid Surface

Routinely clean with a damp cloth. If a stain develops, wipe it with soap and water, or if you prefer wipe it clean with glass cleaner.

Do not expose your solid surface worksurface to harsh chemicals.

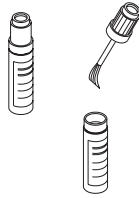
For tough stains, apply an abrasive cleanser and buff with a Scotch-Brite® pad using a circular motion.

## touch-up kits

Teknion offers two types of Touch-Up Kits; a bottle with brush (paint) or a crayon, depending on which finish the product is applied.

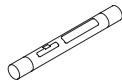
### KT100 – Bottle with brush is available for:

Foundation  
Mica  
Accent  
Filling & Storage Paint Colors



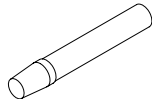
### KT401 – Crayon is available for:

Fascia Laminate  
Flintwood  
Natural Veneer



### KT402 – Marker is available for:

Flintwood  
Natural Veneer



### Ordering Touch-Up Kits:

Touch-Up Kits can be ordered through the Leverage product line specification software.

## Touch-Up Kit Directions

### Before You Begin

Make sure the surface is clean, dry and free of grease and oil. If needed, use a mild solvent and a clean cloth to wipe down surface. NOTE: Touch-Up should be used on small nicks and scratches only. It is not meant for large areas or deep gouges.

### How to Use the Small Brush (KT100)

Always shake the bottle for at least one minute after the mixing balls begin to rattle. If the product is not adequately mixed, the color of the paint will not be correct. (Do not try to get all of the residue on the bottom of the bottle; it will never totally blend). Make sure that the product is capped tightly before shaking.

Dip brush into the bottle as far as it will go.

Slowly remove the brush from the bottle. The brush wiper which is mounted in the bottle opening reduces the opening diameter and helps to wipe excess paint from the brush. This eliminates dripping paint from the brush after removing it from the bottle.

Brush paint on with smooth strokes. Use very slight pressure when touching the brush to the substrate. Avoid retouching the wet paint film with the brush after it is applied. Do not try to retouch applied paint after paint has set up for more than 2 minutes.

When finished, recap the bottle.

### How to Use the Crayon (KT401)

Apply by simply rubbing the semi-hard compound into the defect or damaged substrate or finish in a variety of directions.

Once applied, and slightly overfilled, the excess filler is removed by carefully leveling off using a semi-flexible plastic leveling card. An old bank card works sufficiently for this step. To finish off the task, use a soft lint free cloth for wiping off any further excess material from the area being worked on. Paper towel can also be substituted for a lint free cloth and this purpose.

### How to Use the Marker (KT402)

Shake marker thoroughly to get full color strength. Depress the nib to begin material flow. Do not overload the nib with material. With light strokes, slowly apply color to the damaged area being careful not to “puddle” the material. Gently feather the applied material with a finger to blend the color in with the surrounding area.



# teknion

[www.teknion.com](http://www.teknion.com)

IN CANADA:

1150 Flint Road  
Toronto, Ontario  
M3J 2J5 Canada  
Tel 866.teknion  
866.835.6466

IN THE USA:

350 Fellowship Road  
Mt Laurel, New Jersey  
08054 USA  
Tel 877.teknion  
877.835.6466

OTHER OFFICES LOCATED IN:

Europe, South and Central America  
Middle East, Asia and Russia  
For regional contact information  
go to [www.teknion.com](http://www.teknion.com)

CAN/US/INT 05-23

©teknion 2022

®, ™ trade marks of Teknion Corporation and/or its subsidiaries or licensed to it. Patents may be pending.

Some products may not be available in all markets. Contact your local Teknion Representative for availability.

MAY22-FIN