


# Otsego County 4-H

## Rabbit Cloverbud Project Book



Name: \_\_\_\_\_

4-H Club: \_\_\_\_\_

4-H Leader: \_\_\_\_\_

Age as of Jan. 1st: \_\_\_\_\_. My favorite thing about my rabbit project is: \_\_\_\_\_

\_\_\_\_\_

\_\_\_\_\_



MICHIGAN STATE  
UNIVERSITY

Extension



Michigan State University Extension programs and materials are open to all without regard to race, color, national origin, gender, gender identity, religion, age, height, weight, disability, political beliefs, sexual orientation, marital status, family status or veteran status.

## Objectives of the 4-H Cloverbud Rabbit Project

1. To gain experience caring for rabbits.
2. To explore rabbit breeds and feeds.
3. To participate in group activities within your 4-H club.

### NOTE:

- • Cloverbud projects are for the child to explore and discover project areas.
- • Cloverbud projects are not to be judged or placed in any 4-H activity.
- • Cloverbuds will participate in rabbit showmanship in the Cloverbud class.
- • The responsibility of animal ownership should not lie solely with the child, but with the parents also.
- • Safety of the child should be the primary concern of the Cloverbud project.



## Cloverbud Rabbit Project Summary

1. Please check what you or your family have:

\_\_\_\_\_ doe(s)

\_\_\_\_\_ buck(s)

\_\_\_\_\_ kindled litters (babies)



2. Number of 4-H meetings that I attended:\_\_\_\_\_.

3. What breed is your rabbit?\_\_\_\_\_.


4. What sex is your rabbit?\_\_\_\_\_.

5. What variety is your rabbit?\_\_\_\_\_.

### Draw a Picture of Your Rabbit

A large empty rectangular box with a thin black border, intended for the student to draw a picture of their rabbit.

# Project Story



*With the help of your leader, teen leader, parent or adult helper answer the following questions about your project.*

1. The most important thing I learned was:

---

---

---

---

---

---

---

---

---

---

---

---

---

---

---

---

---

---

---

---

---

---

---

2. Things I want to learn more about are:

---

---

---

---

---

---

---

---

---

---

---

---

---

---

---

---

---

---

---

---

---

---

---

---

**Rabbit Family**

\_\_\_\_\_  
Your Rabbit's Father's Name (Buck)  
\_\_\_\_\_  
Your Rabbit's Father's Color (Buck)

\_\_\_\_\_  
Your Rabbit's Name  
\_\_\_\_\_  
Your Rabbit's Color

\_\_\_\_\_  
Your Rabbit's Mother's Name (Doe)  
\_\_\_\_\_  
Your Rabbit's Mother's Color (Doe)

**Your Family**


\_\_\_\_\_  
Your Father's Name  
\_\_\_\_\_  
Your Father's Hair Color

\_\_\_\_\_  
Your Name  
\_\_\_\_\_  
Your Hair Color

\_\_\_\_\_  
Your Mother's Name  
\_\_\_\_\_  
Your Mother's Hair Color

**Can you go any further on either side – Your Rabbit or Your Family?**


# Connect the dots - What did you find?



## Parts of a Rabbit

*Drawing a line to match the parts of a rabbit with the parts listed below.*

Leg  
Tail      Eye      Cheek      Belly  
Shoulder



Ears  
Dewlap      Flank  
Loin  
Hip      Rump  
Rib

## Housing

1. What type of housing do you use? *(Check all that you use.)*

- Wood
- Wood and Wire
- Wire Cage
- Other \_\_\_\_\_

## Feeding

1. What kind of food do you use? *(Check all that you feed.)*

- |                                       |                                      |
|---------------------------------------|--------------------------------------|
| <input type="checkbox"/> Pellets      | <input type="checkbox"/> Carrots     |
| <input type="checkbox"/> Fresh Water  | <input type="checkbox"/> Apples      |
| <input type="checkbox"/> Grass        | <input type="checkbox"/> Hay         |
| <input type="checkbox"/> Other Grains | <input type="checkbox"/> Other _____ |

2. When do you feed your rabbit(s): *(Check all that apply.)*

- Morning
- Noon
- Afternoon
- Evening
- Other \_\_\_\_\_





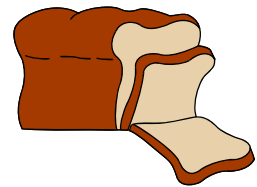


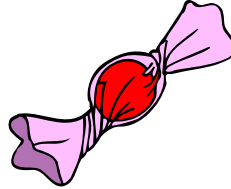
3. The most important item to give your rabbit is: \_\_\_\_\_



**CIRCLE** What rabbits should eat

**SQUARE** What people should eat

HINT: Some should have **BOTH**



**Do you know?**


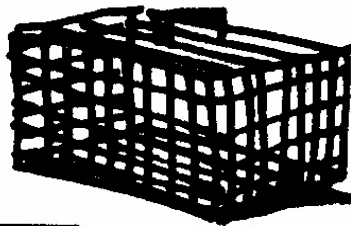


What one of the above is most important to both people and rabbits?

\_\_\_\_\_

## Rabbit Equipment

Match the rabbit equipment with the pictures.


**HINT:** Not all words will be used.



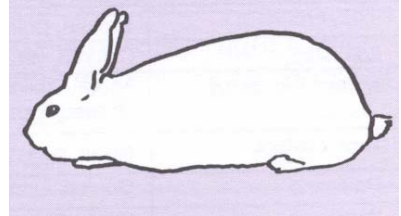
- |                 |               |
|-----------------|---------------|
| A. Hutch        | B. Nest Box   |
| C. Waterer      | D. Feeder     |
| E. Carrying Box | F. Tattoo Box |
| G. Cage         | H. Box        |

# Rabbit Breeds


*Identify the breeds of rabbits by drawing a line to match the pictures below with the correct breed name.*



English Lop



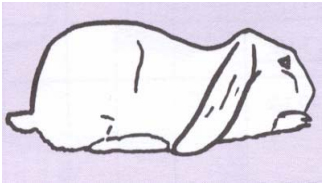
Netherland Dwarf



New Zealand



Dutch




French Angora



Belgian Hare



Rex




Polish

**Do you know?**

The largest rabbit breed is the \_\_\_\_\_.

The smallest rabbit breed is the \_\_\_\_\_.



## Rabbit Word Scamble

*With the help of your leader, teen leader, parent or adult helper,  
unscramble the 10 breeds of rabbits listed below.*

1.

U C H T D

2.

E L F S I H M A N T I G

3.

X R E

4.

N C A L A I I R O F N

5.

G I N E B L A R A H E

6.

E H N R F C G R A A N O

7.

H O L S I P

8.

T H N A D L R E N E W F A R D

9.

W N E D A L Z E A N

10.

G L H S N E I P L O

Belgian Hare

Flemish Giant

Polish

Californian

French Angora

Rex

Dutch

Netherland Dwarf

English Lop

New Zealand

# Rabbit Glossary

## Word Search

U K X Y J R W W H Z H B P R G  
T O I D E R A B B I T C A Y Q  
B R I T B K F M L T E K L Y G  
Q P T U R P C T A S D J W T F  
H I N A E Q T U J E Q V E A W  
L N C R E W K A B N S J D K J  
Y K Y W D L Z T T Z R P Q E D  
G K H A I S R B W T E F E V X  
G N I S R U N R L D O K K K P  
B M I O J J S R I C H O V S Y  
B V D N Q K A G H D C O C W U  
B W X Z A S R D O E L S G J S  
T T X B W E C E M G I T M H A  
E S J C E N W H C T U H I T H  
Y E E K S T F L K O G D J Y L

BOX

BREED

BUCK

BUNNY

DEWLAP

DOE

HUTCH

KIT

LITTER

NEST


NURSING

PEDIGREE

RABBIT

TATTOO

WEANING



A photo of each project animal is to be attached to this page.