



WONDERLIC WPT STUDY GUIDE



www.WonderlicTestPrep.com

TABLE OF CONTENTS

1. Introduction to the Wonderlic Test	3-4
<hr/>	
2. How to Prepare	
2.1 Course Curriculum.	5-6
<hr/>	
3. The Best Study Tips	7
3.1 Practice, Practice, Practice.	7
3.2 Eat & Sleep Properly.	7
3.3 Practice Efficiently.	8
<hr/>	
4. Test Strategies and Techniques	9
4.1 Manage Your Time Wisely.	9
4.2 Never leave an answer blank.	9
4.3 Use your scrap paper wisely.	9
4.4 Don't look at the clock too frequently.	9
4.5 Recognize Patterns.	10
4.6 Review All of Your Answers.	10
4.7 Your Final WonderlicTestPrep Tip.	11
<hr/>	
5. A Sneak Peek of the WonderlicTestPrep Course.	12-15
<hr/>	
6. Recap and Next Step.	16
<hr/>	

1. INTRODUCTION TO THE WONDERLIC TEST

In this guide, we're going to discuss the contents of the test and some of our best test-taking tips to get you started off on the right foot.

The questions on the Wonderlic are deceptively easy. If you took the sample test, you might have been fooled into believing that the test is a cake-walk. However, that couldn't be further from the truth. If time were no factor, then everyone would receive a good grade. However, that's not the case.

75% of test-takers receive a 27 or lower meaning that out of 50 questions, they're only able to answer slightly more than half. In fact, only 3-4% of applicants even finish the questions at all. Even for engineers, the average score is only about 30 meaning you can skip 15 questions entirely and still be in the top 5% of test-takers

The Wonderlic is designed to test your ability to think abstractly and work efficiently under pressure. With a total of 50 questions and only twelve minutes, you'll have about 14.4 seconds on average to both read and solve each question. That means that every single minute on the test is worth at least four points

All questions are weighed equally, and the test neither increases in difficulty nor adapts to right or wrong answers. You won't earn extra points for answering complex spatial-reasoning questions or multi-step algebraic equations. Plus, your score is not segmented by subject, so your report won't show your results separately for numerical reasoning and verbal literacy.

Because you'll need to judiciously skip time-consuming questions, even one wrong answer could make a huge impact on your overall score. After all, on the Wonderlic, every point counts. That's why, when answering the questions, you have to think critically. Succeeding is less about how much you actually know, and far more about your capacity to work efficiently and intelligently.

The Wonderlic Personnel Test (WPT-R) contains 50 questions and is the more commonly administered exam. Each question is worth 1 point, and no points are deducted for incorrect answers. On the Wonderlic Personnel Test-Quicktest (WPT-Q) though, there are only 30 questions, and each question is worth 1.66 points making for a maximum score of 50 points.

That being said, any candidate who takes the Quicktest will be asked to take the full-length test if he receives a passing score.

According to Wonderlic Inc., the 50 and 30 question Wonderlic test score is, on average, 21 out of a total possible 50. So, if you answer the majority of the questions correctly, you've performed better than half of the general population.

Plus, only 2-3% of those who take the assessment actually finish all of the questions within the given time limit. So, don't overreact if you receive a low score on a Wonderlic test sample. Even chemists and engineers rarely receive higher than a 70% on average.

Though there are people who have received a perfect score, 50/50 is extremely rare. For most people, this kind of perfectionist mindset will do more harm than good. You should really try to just answer as many questions as you can correctly collecting points as you go.

The Wonderlic Personnel Test (WPT-R) helps measure general mental ability, widely accepted as being one of the single best predictors of job success.

It helps measure a candidate's ability to understand instructions, learn, adapt, solve problems and handle the mental demands of the position."



2. HOW TO PREPARE

The Wonderlic is far more difficult than it seems. We found that too many hardworking, talented individuals were turned away from jobs they were otherwise qualified for just because their test scores were simply too low.

While the Wonderlic can be useful as a metric, many highly competent individuals fail the test just because they're not familiar with the structure

We created the [Rapid Wonderlic Mastery Course](#) for busy people like you who need to prepare for the test as quickly as possible. Maybe you've been out of school for a few years, or maybe you're just nervous—and rightly so. In any case, we wanted to give promising candidates the tools they needed to grapple with this particularly tricky psychometric test.

While the Wonderlic is difficult, anyone can succeed if they're armed with a proven test-taking strategy and well-thought-out tactics for the Wonderlic's 24 different kinds of questions. We feel that no one should be turned away from their dream job or school just because they didn't know what to expect from a standardized test.

This is one of the only online courses devoted solely to the Wonderlic test. Far more than a cursory review, our preparation modules are laser-focused on the skills you need to succeed. Free of fluff, extraneous tips, and general nonsense, our resources are not only incredibly comprehensive but also extremely practical.

Our goal in this course is not to teach you basic mathematics. You can find numerical reasoning help anywhere. Chances are though, you probably already know everything you'll need for the test. As we mentioned before, the questions on the test are not all that difficult.

In this course, we explain exactly how to approach every one of the 24 different question types within the given time limit. Our step-by-step video tutorials show you the shortcuts you should be using at every turn.

With only a few days notice, you won't have a lot of time to prepare before the test. We know your time is limited, so we didn't want you to have to spend hours reviewing irrelevant formulas. That's why we created a compact course with only the essential information you'll need to know.

Last but not least, written by our psychometric professionals, the videos and questions you find in this course are representative of the real test. Not only do our experts take the Wonderlic on a regular basis, but we also elicit feedback from former students so we know our material is highly accurate and always current.

On average, our students improve their score by 10 points using our techniques and practice questions. Designed with the busy professional in mind, our course will help you get to the heart of each concept as quickly as possible.

2.1 COURSE CURRICULUM

Our course curriculum is divided into five different sections.

1. If you haven't done so already, click over to the "Free Test" tab to take a sample Wonderlic test. The questions are very similar to the ones you'll encounter on the actual exam. We want you to take this test first before you begin watching the modules so that you can measure your progress. We also want you to take the test first so you'll better understand what kind of challenges you'll be facing before we show you how to overcome them.
 2. We'll go through our general approach to the test and give you an overall survey of Wonderlic strategies. Many of these you'll find at the end of this module.
 3. Once you have a better understanding of the test overall, we'll focus in on the questions themselves. We'll spend the majority of the course learning specific tactics and tricks designed for the different kinds of questions you'll see later..
 4. Finally, we'll put these strategies into practice on real sample tests.
 5. After each sample test, you'll review all of the test questions including the ones you answered correctly. With our detailed explanations, we'll help you fill in any gaps in your knowledge.
-

3. THE BEST STUDY TIPS

3.1 PRACTICE, PRACTICE, PRACTICE

The Wonderlic was originally designed as a simplified I.Q. test meant to be administered to prospective employees during the screening process. According to modern psychology, I.Q. predicts success better than almost any other factor.

Many studies have come out in the past 70 years since the Wonderlic was first distributed argue the Wonderlic doesn't actually measure I.Q. all that well. While Wonderlic Personnel Test and the Wechsler Adult Intelligence Scale (WAIS) score may have some sort of correlation, results have been generally inconsistent.

We here at [Wonderlic Test Prep](#) strongly affirm that students can and often do improve their scores with practice. Many intelligent, competent individuals receive poor scores on the Wonderlic simply because they're not prepared. If you take the time to practice on sample Wonderlic tests and carefully review the questions and answers, you'll feel far more confident when walking into the assessment center.

3.2 EAT & SLEEP PROPERLY

You've heard this advice a hundred times, but we'll tell you again because it's probably the best Wonderlic test tip that we have. If you don't take care of your body, you can't expect your mind to perform at its best either.

Regular sleep has been linked to higher test scores and higher grades time and time again. Believe it or not, according to an article published in Time Magazine, the loss of just one hour of sleep is roughly equivalent to the loss of two years of cognitive development. That means that a fifth grader will perform like a third grader if he's sleep deprived.

You should also make sure you're eating healthy, balanced meals not only the morning before the test but also the week leading up to it. Your brain needs nutrients to function properly. Looking for an extra boost? Try these score-improving super foods!

3.3 PRACTICE EFFICIENTLY

You probably already know how to pass the Wonderlic test. Just like with any other standardized tests, you're going to need to practice. As they say, practice makes perfect.

Rather than reviewing random topics from numerical reasoning and verbal literacy though, you should start directly with practice tests designed specifically for the Wonderlic. Though you can always go back and review your answers more carefully, there's no substitute for practice tests when preparing for a standardized exam. Doing timed trials will help you familiarize yourself with the format of the test and will allow you to develop good time-management skills.



4. TEST STRATEGIES AND TECHNIQUES

4.1 MANAGE YOUR TIME WISELY

Remember, you can completely ignore 20 questions and still receive an above average grade, so don't hesitate to skip difficult problems. In fact, statistically, by guessing on 15 questions can actually raise your score 3-4 points.

4.2 NEVER LEAVE AN ANSWER BLANK

The Wonderlic does not deduct points for incorrect answers, so make sure to fill in an answer for every single question. If you leave a question blank, there's no chance you'll earn any points, but you have a 20% chance of answering correctly just by guessing at random. Plus, with each answer you eliminate, you can raise your score by 20%, drastically increasing your chance of earning an extra point. While you're welcome to mark the number of difficult questions on your piece of scrap paper, in all likelihood, you won't have time to return to them

4.3 USE YOUR SCRAP PAPER WISELY

You're allowed one sheet of scrap paper on the Wonderlic to use as you'd like. While you will need to use the scrap paper here and there to solve various algebraic equations, you should really try to avoid using the scrap paper whenever possible. During the course, we will actually show you exactly which three question types require the use of scrap paper.

4.4 DON'T LOOK AT THE CLOCK TOO FREQUENTLY

The clock is there to help you track your time, but if you glance up too frequently, you'll lose your concentration. Focus on the question at hand at using the clock to help you determine whether or not to skip a question. However, make sure that you look back up at the clock again during the last minute of the test to make sure you can fill in any unanswered questions before time runs out.

4.5 RECOGNISE PATTERN

As you study, you'll want to pay attention to the different types of questions to see if you can recognize any patterns. The easiest way to improve your score on standardized tests in general and certainly the Wonderlic in particular is to learn about the patterns Wonderlic uses when writing each test. On any given standardized test, there are a set number of question types, and the test will consist of variations of these given examples.

If you can categorize each question when you recognize a similar one on the actual test, you'll be able to identify and solve it quickly. When test day arrives, none of the questions on the test should look new or strange. Taking the test should simply be a matter of solving as many questions as you can before your time runs out.

4.5 REVIEW ALL OF YOUR ANSWERS

You're going to want to make sure you're reviewing your answers. According to Bhavin Parikh, CEO of Magoosh, studying efficiently makes a huge difference in your overall score. When studying, he explains, you need to make sure to focus on your mistakes. Even if you only made two simple mistakes on a practice test, those two questions could mean two more points on the exam. Your job isn't finished when you've scored the practice exam. Take the time to read the Wonderlic test answer key, dissect each question, and understand where you went wrong.

While you should also review the questions you answered correctly, you'll want to prioritize your weaknesses. It can be easy to spend your time focusing on logic or verbal reasoning if those happen to be your strong suits. However, because your results are reported as one composite score, you should really make sure to invest your time in improving your weakest areas.

After all, there are more points to be earned from these questions. If you already answer most of the math questions correctly because you happen to prefer them, the one or two questions you'll earn from extra studying is marginal compared to the points you would be earning from subjects with a higher learning curve.

4.6 YOUR FINAL WONDERLIC TEST PREP TIP:

Another Wonderlic test tip? Don't stress it! If you've prepared properly and practiced diligently, you should have absolutely no problems at all. After all, no one will ever see your test score besides the hiring manager, and he probably won't even look at it that carefully once he's invited you for an interview. This is just a screening exam, and very few employers make it a significant factor in their hiring decisions. Your job, very simply, is just to pass, and with the excellent Wonderlic test tips we've given you here, that should be no problem at all.



5. A SNEAK PEAK OF WONDERLIC TEST PREP COURSE

Here are just some examples of what you can get when you avail of the WonderlicTestPrep Course.

The first one is a sample from the Data Sets and Graphical Interpretation questions.

“A 5-month Revenue”

For the last 5 months, a shop’s revenue (in thousands of dollars) was as follows: 680, 920, 870, 710, and 890. Which graph best represents the sales figures for the 5-month period?



A

B

C

D

E

1. A
2. B
3. C
4. D
5. E

Take your pen and scrap paper and start with the first figure on the dataset as the starting point.

Start with the left-hand side, at the middle of the paper, leaving enough space for higher or lower datum-points.



In a five figures data set, you need to pinpoint 4 additional points.

Let's draw the first line in the graph. It's easy--from 680 to 920, the line will go up



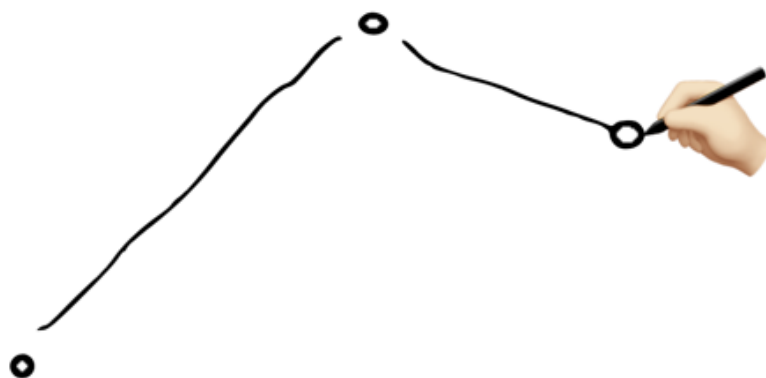
For the next line, the guiding principle here is to maintain the same proportional relationship from figure to figure.

So 870 is the next figure. It's lower than 920 and higher than 680.

When looking at the figures again, you can see that 870 is much closer to 920 than 680.

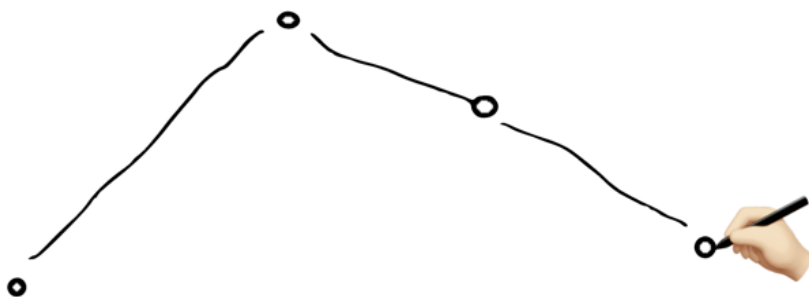
So the conclusion here is that the next line will go down, but in a moderate way relative to the first line.

It should go back down approximately about $\frac{1}{3}$ or $\frac{1}{4}$ of the way the first line went up. You don't have to be accurate or make calculations; it's a quick sketch, just mind the relationship between the levels.

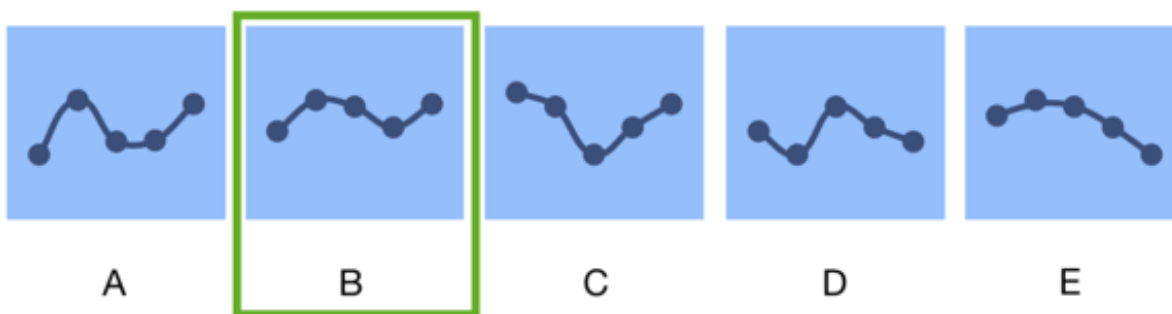


Let's go on to the next figure: 710 is lower than 870 and higher than 680.

We can say that it's closer to 680 than 870, so we know that the next line will go down, close to the level of the first point but still above it.



You can see immediately that choice B is the right answer.



That surely made the question easier to handle for you, right?

Here is another example from a subject that many people dread--Mathematics. More specifically, averages. Read on and see once again how we can make it easier for you with the WonderlicTestPrep Course.

“Driving for Miles”

A taxi driver drove 30 miles on Monday, 50 miles on Tuesday, 60 miles on Wednesday, 70 miles on Thursday and 90 miles on Friday. The average number of miles he drove per day was ___?___.

1. 60 miles
2. 55 miles
3. 70 miles
4. 65 miles
5. 75 miles

Now, you may instinctively rush in calculating the sum and then divide it by 5 days, but this a long way to go that may cause time loss and confusion.

When you take a look at the numbers, imagine that the numbers are set on an axis:

30__ (40) __ 50__ 60__ 70__ (80) __ 90 .

This series of numbers is symmetrical and finding the average of a symmetrical series is very easy.

Read on and I will explain what it means

Let's start by looking at the first and last numbers.

30 is at the same "distance" from 50 as 90 is from 70

30 (40) 50__ 60__ 70 (80) 90

Now let's look at the inner numbers. 50 is at the same distance from 60 as 70 is.

30 (40) 50 _ 60 _ 70 (80) 90

This is an easy example to explain and demonstrate how the middle number in a 5-number symmetrical series is actually the average.

30 (40) 50 _ 60 _ 70 (80) 90

6. RECAP AND NEXT STEP

The Wonderlic is designed to test your ability to think critically and creatively under pressure, but most people struggle because they're just not prepared. With only 12 minutes to answer 50 questions, you're going to have to be very judicious with your use of time. Even if you know how to solve a difficult, multi-step question, you should skip it and make an educated guess. Since all questions are weighted equally, you're better off strategically skipping around to collect easy points

If you're already ready to get started with the second step of "How to Pass the Wonderlic," then you can click right over to our free Wonderlic practice test. When you're finished, the computer will automatically grade your responses and give you immediate feedback. If you'd like to access our suite of Wonderlic practice tests complete with video modules and detailed answer explanations, we have these materials and more available in our [full online WonderlicTestPrep Course.](#)
