



12-WEEK SAT STUDY PLAN



Copyright © 2015 by PowerScore Incorporated.

All Rights Reserved. No part of this publication may be reproduced, stored in a retrieval system, or transmitted in any form or by any means electronic, mechanical, photocopying, recording, scanning, or otherwise, without the prior written permission of the Publisher. Parts of this book have been previously published in other PowerScore publications and on the powerscore.com website.

SAT is a registered trademark of The College Board.

PowerScore® is a registered trademark. *The SAT Bible Series™*, *The SAT Math Bible™*, *The SAT Reading Bible™*, and *The SAT Writing Bible™* are the exclusive service marked property of PowerScore. Any use of these terms or of these systems without the express written consent of PowerScore is prohibited.

Published by
PowerScore Publishing, a division of PowerScore Incorporated
57 Hasell Street
Charleston, SC 29401

Published in the United States

TABLE OF CONTENTS

Preface	4
General thoughts	4
Week 1: Twelve weeks until the SAT	6
Week 2: Eleven weeks until the SAT	8
Week 3: Ten weeks until the SAT	10
Week 4: Nine weeks until the SAT	12
Week 5: Eight weeks until the SAT.....	14
Week 6: Seven weeks until the SAT	17
Week 7: Six weeks until the SAT.....	19
Week 10: Three weeks until the SAT.....	26
Week 11: Two weeks until the SAT	29
Week 12: One week until the SAT	31
A final note.....	33



12-WEEK STUDY PLAN

Preface

Although our book websites contain general study plans, this guide provides a substantially more detailed plan for someone starting about 12 weeks out from the SAT. The plan assumes you have the Recommended Materials listed below (*The Official SAT Study Guide* as well as the PowerScore publications), and you are encouraged to consider the optional/supplementary materials as well.

General thoughts

Successfully preparing for the SAT is about consistency and diligence. Even though the test measures how you think about the basics of high school English and math, training yourself to think like the test makers requires time. Simply put: this isn't a test where cramming proves effective! Instead, your efforts need to be extensive, where you make the most of every study opportunity and spend at least five to ten hours of dedicated time preparing each week (and hopefully much more!).

Three months may seem like a long time, but once you get started you'll find that time moves quickly and test day is here before you know it. So we expect that you're prepared to work hard, and to be incredibly thorough as you follow the assignments provided. With this plan and some hard work, you have more than enough time to read all three SAT Bibles, and to apply the strategies you learn there to question sets in *The Official SAT Study Guide*, as well. We also outline a number of full-length practice tests for you to take. If you find that you cannot complete all of the assignments in the time given, prioritize your tasks based on your specific areas of weakness and where you feel you have the greatest opportunity to gain points. And we encourage you to attempt additional practice tests if time permits!

Naturally, if you are already extremely strong in one of the areas—say, Reading Comprehension—you can omit portions of the plan tailored to that section and devote that time to further study in another section. Similarly, if you find that you still have room for improvement upon completion of the required material for a given section, our private tutoring is a worthwhile consideration.

Each of the twelve weeks in this study schedule provides a list of recommended tasks—from reading specific chapters, to completing problem sets, to taking timed practice tests—and should generally be completed in the order given. However, as mentioned, elements can be adjusted as needed to accommodate variations in your day-to-day commitments and your unique skill set as you get closer to test day.

You will notice that each week's assignments are categorized into one of four types: Math, Reading, Writing, and Practice Tests. This will give you a good sense of exactly what is to be covered during a particular week, and allow you to better adjust the schedule and content to your own needs as you progress.

A chart is provided for each week outlining the materials to be used and sections for your notes and progress reports. We strongly encourage you to keep detailed information about exactly what was completed and when, any elements left uncompleted that should be a priority the following week, and your performance and general thoughts on each. These notes will allow you to more accurately measure your progress as well as track any uncompleted assignments.

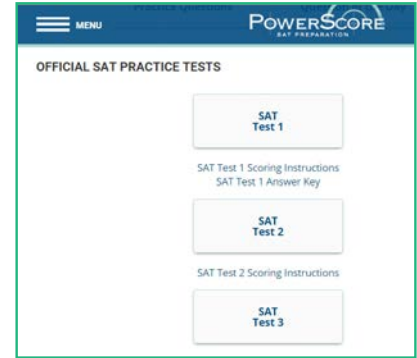

We also strongly encourage you to create a detailed SAT Study Bible to accompany the notes in this study plan in order to better understand the concepts covered and your progress through the material. Begin this immediately! Instructions on exactly how to construct your Study Bible are provided [here in our SAT blog](#).

Let's get started!

Recommended Materials

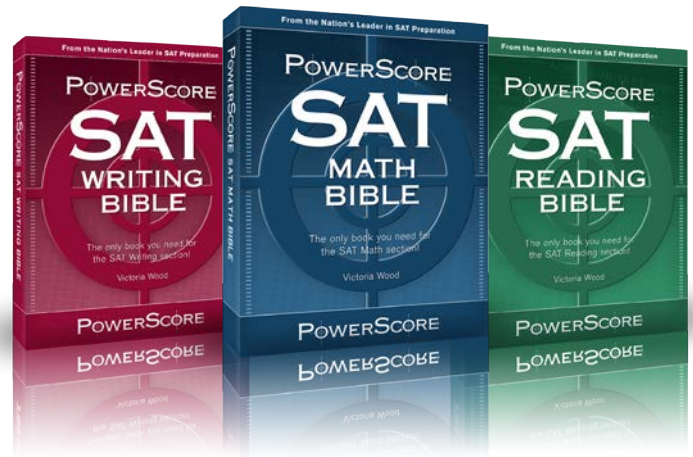
Real SATs from The College Board

- [The Official SAT Study Guide](#)
- [Three Free Online Practice Tests](#)




PowerScore Publications

- [The SAT Math Bible](#)
 - [The SAT Reading Bible](#)
 - [The SAT Writing Bible](#)
- Free SAT Flash Cards
- Free SAT Skills Assessment



Optional Resources

- [The PowerScore SAT Proctor](#)
- [Reading Comprehension Practice](#)
- [Common SAT Essay Themes and Archetypes](#)
- [Vocabulary Quizzes](#)
- [Vocabulary eBook: Repeat Offenders](#)
- [The PowerScore SAT Free Help Area](#)



Week 1: Twelve weeks until the SAT



Your first week of study is extremely important. It serves as an introduction to the SAT itself, and establishes a baseline as you take a timed practice test. Further, you will begin exploring solution strategies in Math and Sentence Completion questions in Reading. Each of these elements is absolutely critical to a strong SAT performance, so be extremely diligent this week as you begin your preparation.

■ Practice Test

- Start your week by taking a timed practice SAT. We suggest starting with Practice Test Three of the [Free Online Practice Tests](#). This test has a scoring explanation but no answer explanations; since it is your first practice test, the answer explanations are less important than they will be once you begin studying concepts and solution methods.

Be sure to take this exam under timed conditions and be diligent and honest in your timing. If you wish, you can use the free test proctor in our [Free SAT Help Area](#) to time yourself.

This timed test will establish a baseline score, and give you an initial sense of both the test and your natural strengths and weaknesses. Do NOT let the results discourage you! They are in no way indicative of your potential or what your final score will be. It's merely a chance for you to familiarize yourself with the experience of taking a full SAT under timed (test-day) conditions.

Upon completion of the exam, it is essential that you score your test using the directions provided by the test makers. At that point, you must review your performance using our [Free SAT Skills Assessment](#). The assessment will help you identify your strengths and weaknesses, information you can then use to help you shape your studies. This tool might use some terms—especially in the Reading section—that seem foreign at first. As you work through the SAT Bibles these terms will become quite familiar and you will become more comfortable using the SAT Skills Assessment. Categorize your errors to the best of your ability with this first test.

■ Math

- After scoring and reviewing your practice test, watch the free Lesson One video in our [Free SAT Help Area: Free Lessons](#) section (select the Free Lesson tab at the top of that page and click on “Try the first lesson of our Live Online SAT Course for FREE!”). You can begin watching at the 3:23 mark and continue until the 1:54:30 mark. This is the Math portion of the free lesson. This video is presented by one of our Senior Instructors and it will give you an excellent introduction to the SAT itself and the Arithmetic portion of the SAT Math section.
- Read and complete Chapters One through Four of the [SAT Math Bible](#). This reading selection takes you from an Introduction and Overview of the SAT in Chapter One, through general discussions of the Math section in Chapter Two, and into basic math skills and solution strategies in Chapters Three and Four. Be sure to complete any problem sets or drills that accompany the text, checking your answers and reviewing your mistakes at the end of the chapter. It is imperative to review your work in order to improve!
- Optional: Read Chapters 1, 2, and 14 in [The Official SAT Study Guide](#).

■ Reading

- Read and complete Chapters Two and Three in the [SAT Reading Bible](#). Chapter One is very similar, and in some places actually identical, to the first chapter in the *SAT Math Bible*, so there is no reason to reread the information. Chapter Two of the *SAT Reading Bible* introduces you to the Reading portion of the SAT while Chapter Three begins addressing Sentence Completion questions. Be sure to complete any problem sets or drills that accompany the text, checking your answers and reviewing your mistakes at the end of the chapter.
- In Appendix B of the [SAT Reading Bible](#), you will find 700 Repeat Offenders, the most commonly-occurring vocabulary words on the SAT. Each week, aim to review 60 words. If you study 10 words a day for six days, you can review all 60 words on the 7th day. This week, start with the Top 200 Repeat Offenders list and learn the definitions of the words between *abstract* (page 405) and *differentiate* (page 409). If you already know a definition, place a check mark in the box next to the word and skip it. It is important to only study the words you do not know.

You can find these same words in [Flash Card form](#) and as an [eBook](#) on our Free SAT Help Area. For suggestions for retaining the definitions of vocabulary words, see our [Vocabulary Study Guide](#).

- Optional: Read Chapters Four and Five in [The Official SAT Study Guide](#).

■ Writing

- You have no Writing assignments for this week.

Week 1 Assignments		
Assignment	Completed?	Notes
Practice Test		
L1 Math Video		
Math Bible Ch1		
Math Bible Ch2		
Math Bible Ch3		
Math Bible Ch4		
Reading Bible Ch2		
Reading Bible Ch3		
60 Vocab Words		Top 200: <i>abstract</i> (page 405) through <i>differentiate</i> (page 409)

Notes: _____

Week 2: Eleven weeks until the SAT



This week provides a further exploration in Math as well as an introduction to the Writing section.

■ Math

- Read and complete Chapter Five of the [SAT Math Bible](#). This reading selection covers Arithmetic Mastery on the SAT. Be sure to complete any problem sets or drills that accompany the text, checking your answers and reviewing your mistakes at the end of the chapter.
- Complete the following Arithmetic questions from the first three tests in [The Official SAT Study Guide](#):

Arithmetic Practice Questions

Number Properties			Remainders			Ratios		
No.	Page	Difficulty	No.	Page	Difficulty	No.	Page	Difficulty
10	416	Easy	11	399	Medium	13	417	Medium
16	418	Hard						
7	454	Easy						
16	456	Medium						
6	483	Easy						
9	516	Medium						
4	526	Easy						
12	547	Medium						
Number Lines			Fractions and Decimals			Rates and Work		
No.	Page	Difficulty	No.	Page	Difficulty	No.	Page	Difficulty
9	398	Medium	1	481	Easy	2	452	Easy
12	423	Medium	15	518	Medium	9	528	Easy
11	484	Medium	1	543	Easy			
8	516	Medium	4	544	Easy			
			Percents			Proportions		
			No.	Page	Difficulty	No.	Page	Difficulty
			5	397	Easy	2	452	Easy
			8	415	Hard	9	528	Easy
			15	424	Hard			
			13	517	Medium			
			15	518	Medium			
						Word Problems		
						No.	Page	Difficulty
						3	414	Easy

Be sure to check your answers and review any questions that you missed. To view solutions to these problems, visit [The Official SAT Study Guide Book Owner's Area](#), where all questions are explained in detail.

- Complete the following timed section in [The Official SAT Study Guide](#):

Test 4, Section 3, Page 581–586

If time is called before you finish, mark where you are but complete the section. Check all answers (available at the end of the test) and review any questions that you missed or guessed correctly.

- Print the [SAT Math Bible Flash Cards](#). Study the cards that have formulas or relationships pertaining to the topics covered in the Arithmetic chapter of the *SAT Math Bible*.
- Optional: Read Chapter 15 in [The Official SAT Study Guide](#).

■ Writing

- Read and complete Chapters Two and Three in the [SAT Writing Bible](#). Chapter One is very similar, and in some places actually identical, to the first chapter in the *SAT Math Bible*, so there is no reason to reread the information. Chapter Two of the *SAT Writing Bible* introduces you to the Writing portion of the SAT while Chapter Three reviews the basics of grammar. Be sure to complete any problem sets or drills that accompany the text, checking your answers and reviewing your mistakes at the end of the chapter.
- Optional: Read Chapter 8 in [The Official SAT Study Guide](#).

■ Reading

- Continue studying new vocabulary words in Appendix B of the [SAT Reading Bible](#), in your [Flash Cards](#), or in the [eBook](#). This week, continue with the 200 Repeat Offenders list and learn the definitions of the words between *digress* (page 409) and *insight* (page 414). Study 10 words a day for six days and review all 60 words on the 7th day. If you already know a definition, place a check mark in the box next to the word and skip it. It is important to only study the words you do not know. Remember to also review the words from last week.

Week 2 Assignments		
Assignment	Completed?	Notes
Math Bible Ch5		
OSSG: Arith Qs		
OSSG: T4, S3 Timed		
Flash Cards: Arith		
Writing Bible Ch2		
Writing Bible Ch3		
60 Vocab Words		Top 200: <i>digress</i> (page 409) through <i>insight</i> (page 414)

Notes: _____

Week 3: Ten weeks until the SAT



This week will continue your study of Sentence Completions questions in the Reading section and you will also begin looking at specific errors in the Writing portion of the test. It's still too soon for full Practice Tests; focus instead of mastering the concepts discussed for each section.

■ Reading

- Read and complete Chapters Four through Six in the [SAT Reading Bible](#). Chapter Four examines the question stem in Sentence Completion questions, while Chapter Five analyzes the traps in wrong answer choices. Chapter Six addresses unknown vocabulary in the question stems and answer choices. Be sure to complete any problem sets or drills that accompany the text, checking your answers and reviewing your mistakes at the end of the chapter.

- Complete the following Sentence Completion questions from the first two tests in [The Official SAT Study Guide](#):

Test 1, Section 2, Page 390

Test 1, Section 5, Page 402

Test 1, Section 9, Page 425

Test 2, Section 4, Page 458

Test 2, Section 7, Page 475

Test 2, Section 9, Page 487

- Complete the following timed section in [The Official SAT Study Guide](#):

Test 4, Section 2, Page 576–580

If time is called before you finish, mark where you are but complete the section. Check all answers (available at the end of the test) and review any questions that you missed or guessed correctly.

- Continue studying new vocabulary words in Appendix B of the [SAT Reading Bible](#), in your [Flash Cards](#), or in the [eBook](#). This week, continue with the 200 Repeat Offenders list and learn the definitions of the words between *invoke* (page 414) and *subsequent* (page 418). Study 10 words a day for six days and review all 60 words on the 7th day. If you already know a definition, place a check mark in the box next to the word and skip it. It is important to only study the words you do not know. Remember to also review the words from previous weeks.
- Optional: Read Chapter 5 in [The Official SAT Study Guide](#).

■ Math

- Continue reviewing the flash cards and learning the Arithmetic formulas and relationships.

Writing

- Read and complete Chapter Four in the [SAT Writing Bible](#). This chapter will introduce you to the errors—specifically with verbs—on the multiple choice portion of the SAT Writing section. Be sure to complete any problem sets or drills that accompany the text, checking your answers and reviewing your mistakes at the end of the chapter.
- Complete the following Verb questions from the first three tests in [The Official SAT Study Guide](#):

Verb Mastery Practice Questions

Subject Verb Agreement			Verb Tense			Verb Form		
No.	Page	Difficulty	No.	Page	Difficulty	No.	Page	Difficulty
23	410	Medium	4	407	Easy	2	407	Easy
28	410	Hard	15	409	Easy	16	409	Medium
1	429	Easy	4	469	Easy	7	430	Medium
13	431	Hard	13	471	Easy	11	431	Medium
3	469	Easy	16	471	Medium	14	471	Medium
20	472	Medium	24	534	Medium	1	491	Easy
22	472	Medium	26	535	Medium	12	492	Medium
25	472	Medium				14	533	Easy
15	533	Medium				21	534	Medium
19	534	Medium				3	553	Easy
			Verb Voice					
			No.	Page	Difficulty			
			10	408	Medium			
			7	554	Medium			

Be sure to check your answers and review any questions that you missed. To view solutions to these problems, visit [The Official SAT Study Guide Book Owner's Area](#), where all questions are explained in detail.

- Complete the following timed section in [The Official SAT Study Guide](#):

Test 4, Section 7, Page 599–604

If time is called before you finish, mark where you are but complete the section. Check all answers (available at the end of the test) and review any questions that you missed or guessed correctly.

- Optional: Read Chapters 10 and 11 in [The Official SAT Study Guide](#).

Week 3 Assignments		
Assignment	Completed?	Notes
Reading Bible Ch4		
Reading Bible Ch5		
Reading Bible Ch6		
OSSG: SC Qs		
OSSG: T4, S2 Timed		
60 Vocab Words		Top 200: <i>invoke</i> (page 414) through <i>subsequent</i> (page 418)
Flash Cards: Arith		
Writing Bible Ch4		
OSSG: Verb Qs		
OSSG: T4, S7 Timed		

Week 4: Nine weeks until the SAT



This week explores Algebra in Math and introduces you to Passage-Based Reading. This week will also require you to do a full, timed practice test, so plan accordingly: you will need a block of at least 3.5 hours of free time to work through the exam. If possible make the practice test the final task this week.

■ Math

- Read and complete Chapter Six of the [SAT Math Bible](#). This reading selection covers Algebra Mastery on the SAT. Be sure to complete any problem sets or drills that accompany the text, checking your answers and reviewing your mistakes at the end of the chapter.
- Complete the following Algebra questions from the first three tests in [The Official SAT Study Guide](#):

Algebra Practice Questions

Exponents			Equations			Inequalities		
No.	Page	Difficulty	No.	Page	Difficulty	No.	Page	Difficulty
8	422	Medium	2	398	Easy	5	464	Easy
19	457	Hard	16	400	Medium	11	484	Medium
13	485	Hard	6	454	Easy	14	518	Medium
11	529	Easy	9	466	Easy	7	545	Medium
			12	467	Medium			
			6	516	Easy			
Radicals			Systems of Equations			Absolute Value		
No.	Page	Difficulty	No.	Page	Difficulty	No.	Page	Difficulty
9	416	Easy	14	529	Medium	15	418	Medium
5	544	Easy	11	546	Medium	17	456	Medium
						14	467	Medium
						7	545	Medium
Expressions			Scientific Notation					
No.	Page	Difficulty	No.	Page	Difficulty			
1	396	Easy	4	464	Easy			
20	401	Hard						
4	414	Easy						
10	422	Medium						
1	463	Easy						
4	482	Easy						
3	526	Easy						

Be sure to check your answers and review any questions that you missed. To view solutions to these problems, visit [The Official SAT Study Guide Book Owner's Area](#), where all questions are explained in detail.

- In the [SAT Math Bible Flash Cards](#), study the cards that have formulas or relationships pertaining to the topics covered in the Algebra chapter of the *SAT Math Bible*.

■ Writing

- You have no specific Writing assignments for this week.

■ Reading

- Read and complete Chapters Seven and Eight in the [SAT Reading Bible](#). Chapter Four discussed general reading strategies for the Passage-Based Reading sections and Chapter Eight looks at specific reading strategies for the SAT. Be sure to complete any problem sets or drills that accompany the text, checking your answers and reviewing your mistakes at the end of the chapter.
- Continue studying new vocabulary words in Appendix B of the [SAT Reading Bible](#), in your [Flash Cards](#), or in the [eBook](#). This week, finish the 200 Repeat Offenders list and begin the Top 100 Easy Repeat Offenders: learn the definitions of the words between *substantiate* (page 418) and *zealous* (page 419) in the Top 200 and the definitions of the words between *accessible* (page 420) and *encompass* (page 422) in the Top 100 Easy words. Study 10 words a day for six days and review all 60 words on the 7th day. If you already know a definition, place a check mark in the box next to the word and skip it. It is important to only study the words you do not know. Remember to also review the words from previous weeks.

■ Practice Test

- End your study this week by taking a full-length timed practice SAT. We suggest Practice Test 10 on page 937 of the [The Official SAT Study Guide](#). Be sure to take this exam under timed conditions and be diligent and honest in your timing. If you wish, you can use the free test proctor in our [Free SAT Help Area](#) to time yourself.

Upon completion of the exam, it is essential that you score your test using the directions provided by the test makers and that you review the questions that you missed and guessed correctly. At that point, evaluate your performance using our [Free SAT Skills Assessment](#). The assessment will help you identify your current strengths and weaknesses and track your improvement. By now, you will be much more familiar with the PowerScore terminology used in the assessment, but there still may be some terms that we have not covered yet. Categorize your errors to the best of your ability.

Week 4 Assignments		
Assignment	Completed?	Notes
Math Bible Ch6		
OSSG: Algebra Qs		
Flash Cards: Alg		
Reading Bible Ch7		
Reading Bible Ch8		
20 Vocab Words		Top 200: <i>substantiate</i> (page 418) through <i>zealous</i> (page 419)
40 Vocab Words		Top 100 Easy: <i>accessible</i> (page 420) through <i>encompass</i> (page 422)
OSSG: T10 Timed		

Week 5: Eight weeks until the SAT



If you are behind at this point, prioritize any missed work and attempt to get caught up. Your new assignments will cover Algebra II in Math and look at Noun, Pronoun, and Modifier errors in Writing.

■ Math

- Read and complete Chapter Seven of the [SAT Math Bible](#). This reading selection covers Algebra II Mastery on the SAT. Be sure to complete any problem sets or drills that accompany the text, checking your answers and reviewing your mistakes at the end of the chapter.
- Complete the following Algebra II questions from the first three tests in [The Official SAT Study Guide](#):

Algebra II Practice Questions

Quadratic Equations			Functions			Symbolic Functions		
No.	Page	Difficulty	No.	Page	Difficulty	No.	Page	Difficulty
14	399	Medium	18	400	Hard	3	420	Easy
8	527	Hard	16	424	Hard	15	456	Hard
12	597	Medium	14	467	Medium	2	543	Easy
			3	482	Easy			
Quadratic Decoys			Variation					
No.	Page	Difficulty	No.	Page	Difficulty	No.	Page	Difficulty
9	454	Easy	10	517	Medium	6	527	Medium
10	484	Medium	16	518	Medium	6	527	Medium
			19	519	Hard			

Be sure to check your answers and review any questions that you missed. To view solutions to these problems, visit [The Official SAT Study Guide Book Owner's Area](#), where all questions are explained in detail.

- Complete the following timed section in [The Official SAT Study Guide](#):

Test 4, Section 6, Page 593–598

If time is called before you finish, mark where you are but complete the section. Check all answers (available at the end of the test) and review any questions that you missed or guessed correctly.

- In the [SAT Math Bible Flash Cards](#), study the cards that have formulas or relationships pertaining to the topics covered in the Algebra II chapter of the *SAT Math Bible*.
- Optional: Read Chapter 16 in [The Official SAT Study Guide](#).

■ Writing

- Read and complete Chapters Five and Six in the [SAT Writing Bible](#). Chapter 5 explains how errors involve nouns and pronouns, while Chapter Six examines modifier errors. Be sure to complete any problem sets or drills that accompany the text, checking your answers and reviewing your mistakes at the end of the chapter.
- Complete the following questions from the first three tests in [The Official SAT Study Guide](#):

Nouns and Pronouns Mastery Practice Questions

Noun Agreement			Pronoun Antecedent Agreement			Pronoun Reference		
No.	Page	Difficulty	No.	Page	Difficulty	No.	Page	Difficulty
12	409	Easy	19	409	Medium	11	408	Hard
3	429	Medium	26	410	Hard	4	429	Easy
17	471	Medium	15	471	Medium	28	472	Hard
4	531	Easy	14	493	Medium	31	473	Easy
Pronoun Choice			20	534	Medium	1	531	Easy
No.	Page	Difficulty	22	534	Hard			
6	470	Easy	27	535	Hard			
12	471	Easy						
1	531	Easy						
16	533	Medium						

Modifiers Mastery Practice Questions

Modifier Placement			Modifier Placement			Modifier Choice		
No.	Page	Difficulty	No.	Page	Difficulty	No.	Page	Difficulty
7	408	Medium	3	469	Easy	14	409	Easy
10	408	Medium	7	470	Medium	17	409	Medium
5	430	Medium	9	470	Medium			
8	430	Medium	6	492	Easy			
9	430	Medium	8	532	Medium			
			12	555	Hard			

Be sure to check your answers and review any questions that you missed. To view solutions to these problems, visit [The Official SAT Study Guide Book Owner's Area](#), where all questions are explained in detail.

- Complete the following timed section in [The Official SAT Study Guide](#):

Test 5, Section 6, Page 656–661

If time is called before you finish, mark where you are but complete the section. Check all answers (available at the end of the test) and review any questions that you missed or guessed correctly.

■ Reading

- Continue studying new vocabulary words in Appendix B of the [SAT Reading Bible](#), in your [Flash Cards](#), or in the [eBook](#). This week, finish the Top 100 Easy Repeat Offenders and learn the definitions of the words between *esteemed* (page 422) and *weary* (page 426). Study 10 words a day for six days and review all 60 words on the 7th day. If you already know a definition, place a check mark in the box next to the word and skip it. It is important to only study the words you do not know. Remember to also review the words from previous weeks.

Week 6: Seven weeks until the SAT

This week focuses on the remaining grammatical errors in Writing and then looks at deconstructing the question and answer choices in Passage-Based Reading.

Writing

- Read and complete Chapters Seven and Eight in the [SAT Writing Bible](#). Chapter Seven examines errors in conjunctions and Chapter Eight explores the remaining grammatical errors in the Writing section. Be sure to complete any problem sets or drills that accompany the text, checking your answers and reviewing your mistakes at the end of the chapter.
- Complete the following questions from the first three tests in [The Official SAT Study Guide](#):

Construction Mastery Practice Questions

Conjunctions			Comparisons			Structure		
No.	Page	Difficulty	No.	Page	Difficulty	No.	Page	Difficulty
5	407	Easy	21	410	Medium	1	407	Easy
9	408	Medium	29	410	Hard	3	407	Easy
18	409	Medium	11	492	Medium	2	469	Easy
15	471	Medium	11	532	Hard	5	470	Easy
2	531	Easy	13	533	Easy	30	473	Medium
6	532	Medium	25	534	Medium	34	474	Medium
17	533	Medium				3	491	Easy
34	536	Medium				4	491	Easy
8	554	Medium				5	532	Easy
Idiom			Parallel Structure			9	532	Medium
No.	Page	Difficulty	No.	Page	Difficulty	30	536	Medium
25	410	Medium	9	408	Medium	2	553	Easy
2	429	Easy	12	431	Medium	6	554	Medium
6	430	Medium	14	431	Hard			
14	431	Hard	21	472	Medium			
1	469	Easy	8	492	Medium			
23	472	Medium	14	493	Medium			
26	472	Hard	6	532	Medium			
23	534	Medium	7	532	Easy			
13	555	Hard	12	533	Easy			
			4	553	Easy			
			5	554	Easy			
			9	554	Medium			

Be sure to check your answers and review any questions that you missed. To view solutions to these problems, visit [The Official SAT Study Guide Book Owner's Area](#), where all questions are explained in detail.

- Complete the following timed sections in [The Official SAT Study Guide](#):

Test 4, Section 10, Pages 614–616

Test 5, Section 10, Pages 676–678

If time is called before you finish, mark where you are but complete the section. Check all answers (available at the end of the test) and review any questions that you missed or guessed correctly.

Math

- Continue reviewing the flash cards and learning the Arithmetic, Algebra, and Algebra II formulas and relationships.

■ Reading

- Read and complete Chapters Nine and Ten in the [SAT Reading Bible](#). Chapter Ten focuses on the the answer choices and Chapter Ten examines the question stem in Passage-Based Reading questions. Be sure to complete any problem sets or drills that accompany the text, checking your answers and reviewing your mistakes at the end of the chapter.
- Complete the following Passage-Based Reading questions from the first two tests in [The Official SAT Study Guide](#):

Test 1, Section 2, Pages 391-395

Test 1, Section 5, Pages 403-406

Test 1, Section 9, Pages 426-428

Be sure to check your answers and review any questions that you missed. To view solutions to these problems, visit [The Official SAT Study Guide Book Owner's Area](#), where all questions are explained in detail.

- Complete the following timed section in [The Official SAT Study Guide](#):

Test 4, Section 5, Page 587–592

If time is called before you finish, mark where you are but complete the section. Check all answers (available at the end of the test) and review any questions that you missed or guessed correctly.

- Continue studying new vocabulary words in Appendix B of the [SAT Reading Bible](#), in your [Flash Cards](#), or in the [eBook](#). This week, start the Top 100 Medium Repeat Offenders and learn the definitions of the words between *abhor* (page 427) and *nuance* (page 431). Study 10 words a day for six days and review all 60 words on the 7th day. If you already know a definition, place a check mark in the box next to the word and skip it. It is important to only study the words you do not know. Remember to also review the words from previous weeks.

Week 6 Assignments		
Assignment	Completed?	Notes
Writing Bible Ch7		
Writing Bible Ch8		
OSSG: Construc Qs		
OSSG: T4, S10 Timed		
OSSG: T5, S10 Timed		
Flash Cards: Arith, Alg, Alg II		
Reading Bible Ch9		
Reading Bible Ch10		
OSSG: PBR Qs		
OSSG: T4, S5 Timed		
60 Vocab Words		Top 100 Medium: <i>abhor</i> (page 427) through <i>nuance</i> (page 431)

Week 7: Six weeks until the SAT



This week includes Geometry, a large portion of the SAT Math section, and two types of Passage-Based Reading questions.

Math

- Read and complete Chapter Eight of the [SAT Math Bible](#). This reading selection covers Geometry Mastery on the SAT. Be sure to complete any problem sets or drills that accompany the text, checking your answers and reviewing your mistakes at the end of the chapter.
- Complete the following Geometry questions from the first three tests in [The Official SAT Study Guide](#):

Geometry Practice Questions

Lines and Angles			30:60:90 / 45:45:90 Triangles			Regular Polygons		
No.	Page	Difficulty	No.	Page	Difficulty	No.	Page	Difficulty
10	398	Medium	17	400	Medium	7	516	Easy
12	417	Medium	19	401	Hard	7	527	Medium
10	466	Medium						
5	482	Easy						
5	515	Easy						
18	519	Hard						
15	530	Medium						
Basic Triangles			Equilateral Triangles			Circles		
No.	Page	Difficulty	No.	Page	Difficulty	No.	Page	Difficulty
2	413	Easy	17	418	Hard	8	398	Easy
7	415	Medium	17	530	Hard	5	414	Medium
5	515	Easy				2	419	Easy
6	545	Easy				4	453	Medium
						2	463	Easy
Right Triangles			Isosceles Triangles			12	485	Medium
No.	Page	Difficulty	No.	Page	Difficulty	7	516	Easy
2	481	Easy	14	485	Hard	17	518	Medium
8	545	Medium				10	528	Easy
Squares			Similar Triangles			Solids		
No.	Page	Difficulty	No.	Page	Difficulty	No.	Page	Difficulty
18	468	Hard	10	455	Medium	19	401	Hard
5	526	Medium				11	423	Medium
			Rectangles			18	457	Hard
No.	Page	Difficulty	No.	Page	Difficulty	11	467	Easy
			15	424	Hard	16	548	Hard
			20	519	Hard			
			Other Quadrilaterals			Geometric Perception		
No.	Page	Difficulty	No.	Page	Difficulty	No.	Page	Difficulty
			6	421	Medium	5	453	Easy
						3	515	Easy

Be sure to check your answers and review any questions that you missed. To view solutions to these problems, visit [The Official SAT Study Guide Book Owner's Area](#), where all questions are explained in detail.

- Complete the following timed section in [The Official SAT Study Guide](#):

Test 4, Section 9, Page 609–613

If time is called before you finish, mark where you are but complete the section. Check all answers (available at the end of the test) and review any questions that you missed or guessed correctly.

- In the [SAT Math Bible Flash Cards](#), study the cards that have formulas or relationships pertaining to the topics covered in the Geometry chapter of the *SAT Math Bible*.

■ Reading

- Read and complete Chapters Eleven and Twelve in the [SAT Reading Bible](#). Chapter Eleven is a short chapter that explains Vocabulary-in-Context Questions; Chapter Twelve is a longer passage that focuses on Literal Comprehension questions. Be sure to complete any problem sets or drills that accompany the text, checking your answers and reviewing your mistakes at the end of the chapter.
- Complete the following Passage-Based Reading questions from the first two tests in [The Official SAT Study Guide](#):

Test 2, Section 4, Pages 459-462

Test 2, Section 7, Pages 476-480

Test 2, Section 9, Pages 488-490

Be sure to check your answers and review any questions that you missed. To view solutions to these problems, visit [The Official SAT Study Guide Book Owner's Area](#), where all questions are explained in detail.

- Complete the following timed section in [The Official SAT Study Guide](#):

Test 4, Section 8, Pages 605–608

If time is called before you finish, mark where you are but complete the section. Check all answers (available at the end of the test) and review any questions that you missed or guessed correctly.

- Continue studying new vocabulary words in Appendix B of the [SAT Reading Bible](#), in your [Flash Cards](#), or in the [eBook](#). This week, finish the Top 100 Medium Repeat Offenders list and begin the Top 100 People Repeat Offenders: learn the definitions of the words between *obstinate* (page 431) and *wistful* (page 434) in the Top 100 Medium and the definitions of the words between *agnostic* (page 435) and *chronicler* (page 436) in the Top 100 People words. Study 10 words a day for six days and review all 60 words on the 7th day. If you already know a definition, place a check mark in the box next to the word and skip it. It is important to only study the words you do not know. Remember to also review the words from previous weeks.

■ Writing

- You have no Writing assignments for this week.

Week 8: Five weeks until the SAT



The week focuses on Coordinate Geometry in Math and errors in style in Writing. At this point you have reviewed a number of the major concepts, so timing starts to take a greater role in your preparation. Play close attention to timing when taking your full-length practice test this week.

■ Math

- Read and complete Chapter Nine of the [SAT Math Bible](#). This selection covers Coordinate Geometry Mastery on the SAT. Be sure to complete any problem sets or drills that accompany the text, checking your answers and reviewing your mistakes at the end of the chapter.
- Complete the following Coordinate Geometry questions from the first three tests in [The Official SAT Study Guide](#):

Coordinate Geometry Practice Questions

General Lines		
No.	Page	Difficulty
4	397	Easy
6	397	Easy
17	456	Medium
7	483	Medium
12	529	Medium

Slope		
No.	Page	Difficulty
15	400	Medium
6	464	Medium

Perpendicular Lines		
No.	Page	Difficulty
6	415	Medium
20	459	Hard
10	546	Medium

Figures in Coord. Geom.		
No.	Page	Difficulty
4	420	Easy
2	525	Easy

Parabolas		
No.	Page	Difficulty
18	418	Hard
7	465	Medium
18	530	Hard

Functions in Coord. Geom.		
No.	Page	Difficulty
9	422	Medium
14	547	Medium

Transformations		
No.	Page	Difficulty
7	465	Medium
9	484	Medium

Be sure to check your answers and review any questions that you missed. To view solutions to these problems, visit [The Official SAT Study Guide Book Owner's Area](#), where all questions are explained in detail.

- In the [SAT Math Bible Flash Cards](#), study the cards that have formulas or relationships pertaining to the topics covered in the Coordinate Geometry chapter of the *SAT Math Bible*.
- Optional: Read Chapter 16 in [The Official SAT Study Guide](#).

■ Reading

- Continue studying new vocabulary words in Appendix B of the [SAT Reading Bible](#), in your [Flash Cards](#), or in the [eBook](#). This week, continue the Top 100 People Repeat Offenders and learn the definitions of the words between *clairvoyant* (page 436) and *pugilist* (page 440). Study 10 words a day for six days and review all 60 words on the 7th day. If you already know a definition, place a check mark in the box next to the word and skip it. It is important to only study the words you do not know. Remember to also review the words from previous weeks.

■ Writing

- Read and complete Chapters Nine and Ten in the [SAT Writing Bible](#). Chapter Nine explains stylistic errors, while Chapter Ten presents specific strategies for multiple choice Writing questions. Be sure to complete any problem sets or drills that accompany the text, checking your answers and reviewing your mistakes at the end of the chapter.
- Complete the following questions from the first three tests in [The Official SAT Study Guide](#):

Style Mastery Practice Questions

Wordy Language		
No.	Page	Difficulty
2	407	Easy
4	469	Easy
6	470	Easy

Wordy Language		
No.	Page	Difficulty
2	491	Easy
5	492	Easy
10	492	Medium

Wordy Language		
No.	Page	Difficulty
29	535	Hard
10	554	Medium

Be sure to check your answers and review any questions that you missed. To view solutions to these problems, visit [The Official SAT Study Guide Book Owner's Area](#), where all questions are explained in detail.

- Print the [SAT Writing Bible Flash Cards](#). Review the Alarm Bells and watch for them in your homework.
- Optional: Read Chapters 10 and 11 in [The Official SAT Study Guide](#)

■ Practice Test

- End your study this week by taking a full-length timed practice SAT. We suggest Practice Test 9 on page 875 of the [The Official SAT Study Guide](#). Be sure to take this exam under timed conditions and be diligent and honest in your timing. If you wish, you can use the free test proctor in our [Free SAT Help Area](#) to time yourself.

Upon completion of the exam, it is essential that you score your test using the directions provided by the test makers and that you review the questions that you missed and guessed correctly. At that point, evaluate your performance using our [Free SAT Skills Assessment](#). The assessment will help you identify your current strengths and weaknesses and track your improvement.

Week 8 Assignments		
Assignment	Completed?	Notes
Math Bible Ch8		
OSSG: Co Geo Qs		
Flash Cards: CoGeo		
60 Vocab Words		Top 100 People: <i>clairvoyant</i> (page 436) through <i>pugilist</i> (page 440)
Writing Bible Ch9		
OSSG: Style Qs		
Flash Cards: Writ		
OSSG: T9 Timed		

Week 9: Four weeks until the SAT



This week wraps up new content in Reading with Extended Reasoning questions and addresses the Improving Paragraph questions in the Writing section.

■ Writing

- Read and complete Chapter Eleven in the [SAT Writing Bible](#). This chapter examines errors in the context of paragraphs. Be sure to complete any problem sets or drills that accompany the text, checking your answers and reviewing your mistakes at the end of the chapter.
- Complete the following Paragraph Improvement questions from the first three tests in [The Official SAT Study Guide](#):

Test 1, Section 6, Pages 411-412 (#30–#35)

Test 2, Section 6, Pages 473-474 (#30–#35)

Test 3, Section 6, Pages 535-536 (#30–#35)

Be sure to check your answers and review any questions that you missed. To view solutions to these problems, visit [The Official SAT Study Guide Book Owner's Area](#), where all questions are explained in detail.

- Complete the following timed section in [The Official SAT Study Guide](#):

Test 6, Section 6, Pages 718–723

If time is called before you finish, mark where you are but complete the section. Check all answers (available at the end of the test) and review any questions that you missed or guessed correctly.

- Continue studying the [SAT Writing Bible Flash Cards](#). Review the Alarm Bells and watch for them in your homework.
- Optional: Read Chapter 12 in [The Official SAT Study Guide](#).

■ Reading

- Read and complete Chapter Thirteen in the [SAT Reading Bible](#). This chapter focuses on Extended Reasoning questions in the Passage-Based Reading component. Be sure to complete any problem sets or drills that accompany the text, checking your answers and reviewing your mistakes at the end of the chapter.
- Complete the following timed sections in [The Official SAT Study Guide](#):

Test 3, Section 4, Page 520–524

Test 3, Section 7, Page 537–542

Test 3, Section 9, Page 549–552

If time is called before you finish, mark where you are but complete the section. Check all answers (available at the end of the test) and review any questions that you missed or guessed correctly.

- Continue studying new vocabulary words in Appendix B of the [SAT Reading Bible](#), in your [Flash Cards](#), or in the [eBook](#). This week, finish the Top 100 People Repeat Offenders list and begin the Top 100 Hard Repeat Offenders: learn the definitions of the words between *pundit* (page 440) and *virtuoso* (page 441) in the Top 100 People and the definitions of the words between *abstruse* (page 442) and *exorbitant* (page 444) in the Top 100 Hard words. Study 10 words a day for six days and review all 60 words on the 7th day. If you already know a definition, place a check mark in the box next to the word and skip it. It is important to only study the words you do not know. Remember to also review the words from previous weeks.
- Optional: Read Chapter 6 in [The Official SAT Study Guide](#).

■ Math

- Continue reviewing the flash cards and learning the Arithmetic, Algebra, Algebra II , Geometry, and Coordinate Geometry formulas and relationships.

Week 9 Assignments		
Assignment	Completed?	Notes
Writing Bible Ch11		
OSSG: T1, S6 PI Qs		
OSSG: T2, S6 PI Qs		
OSSG: T3, S6 PI Qs		
OSSG: T6, S6 Timed		
Reading Bible Ch13		
OSSG: T3, S4 Timed		
OSSG: T3, S7 Timed		
OSSG: T3, S9 Timed		
20 Vocab Words		Top 100 People: <i>pundit</i> (page 440) through <i>virtuoso</i> (page 441)
60 Vocab Words		Top 100 Hard: <i>abstruse</i> (page 442) through <i>exorbitant</i> (page 444)

Notes: _____

Math

- Read and complete Chapter Ten of the [SAT Math Bible](#). This selection covers Data Analysis, Statistics, and Probability on the SAT. Be sure to complete any problem sets or drills that accompany the text, checking your answers and reviewing your mistakes at the end of the chapter.
- Complete the following Coordinate Geometry questions from the first three tests in [The Official SAT Study Guide](#):

Data Analysis, Statistics, and Probability Practice Questions

Data Analysis			Average			Counting Problems		
No.	Page	Difficulty	No.	Page	Difficulty	No.	Page	Difficulty
5	397	Easy	3	397	Easy	15	468	Medium
12	399	Medium	7	421	Medium	16	468	Hard
1	413	Easy	13	423	Medium	16	486	Hard
1	419	Easy	3	464	Easy	15	548	Hard
3	453	Easy	11	517	Medium			
4	453	Medium	1	525	Easy			
11	455	Medium						
13	455	Medium						
13	467	Medium						
15	486	Hard						
4	515	Easy						
12	517	Medium						
13	529	Medium						
3	544	Easy						
9	545	Medium						
Logical Reasoning			Median			Permutations		
No.	Page	Difficulty	No.	Page	Difficulty	No.	Page	Difficulty
5	420	Easy	13	423	Medium	14	424	Hard
			12	455	Medium	8	465	Hard
			Mode			Combinations		
			No.	Page	Difficulty	No.	Page	Difficulty
			12	455	Medium	13	547	Medium
			Probability			Sequences		
			No.	Page	Difficulty	No.	Page	Difficulty
			11	417	Easy	13	399	Medium
			8	483	Medium	14	417	Medium
			2	514	Easy	1	452	Easy
						16	530	Hard
						15	548	Hard

Be sure to check your answers and review any questions that you missed. To view solutions to these problems, visit [The Official SAT Study Guide Book Owner's Area](#), where all questions are explained in detail.

- Complete the following timed section in [The Official SAT Study Guide](#):

Test 5, Section 2, Page 638–643

If time is called before you finish, mark where you are but complete the section. Check all answers (available at the end of the test) and review any questions that you missed or guessed correctly.

- In the [SAT Math Bible Flash Cards](#), study the cards that have formulas or relationships pertaining to the topics covered in the Data Analysis, Statistics, and Probability chapter of the *SAT Math Bible*.
- Optional: Read Chapter 18 in [The Official SAT Study Guide](#).

■ Writing

- Watch the free Lesson One video in our [Free SAT Help Area: Free Lessons](#) section (select the Free Lesson tab at the top of that page and click on “Try the first lesson of our Live Online SAT Course for FREE!”). You can begin watching at the 1:54:30 mark and continue until the end. This is the Writing portion of the free lesson. This video is presented by one of our Senior Instructors and it will give you an excellent introduction to the Essay.
- Read and complete Chapter Twelve in the [SAT Writing Bible](#). This chapter explains the requirements for the SAT essay. Be sure to complete any problem sets or drills that accompany the text.
- Complete the following timed Essays from the first three tests in [The Official SAT Study Guide](#):

Test 1, Section 1, Page 389

Test 2, Section 1, Page 451

Be sure to compare your essay to the graded essays in *The Official SAT Study Guide Book Owner’s Area*.

- Continue studying the [SAT Writing Bible Flash Cards](#). Review the Alarm Bells and watch for them in your homework.
- Optional: Read Chapter 9 in [The Official SAT Study Guide](#).

■ Reading

- Read and complete Chapter Fourteen in the [SAT Reading Bible](#). Be sure to check your answers and review your mistakes at the end of the chapter.
- Complete the following timed sections in [The Official SAT Study Guide](#):

Test 5, Section 3, Pages 644–649

Test 5, Section 7, Pages 662–666

Test 5, Section 9, Pages 672–675

If time is called before you finish, mark where you are but complete the section. Check all answers (available at the end of the test) and review any questions that you missed or guessed correctly.

- Continue studying new vocabulary words in Appendix B of the [SAT Reading Bible](#), in your [Flash Cards](#), or in the [eBook](#). This week, complete the Top 100 Hard Repeat Offenders list: learn the definitions of the words between *exuberant* (page 444) and *vociferous* (page 448). Study 10 words a day for six days and review all 60 words on the 7th day. If you already know a definition, place a check mark in the box next to the word and skip it. It is important to only study the words you do not know. Remember to also review the words from previous weeks.



Practice Test

- Begin your study this week by taking a full-length timed practice SAT. We suggest Practice Test 8 on page 813 of the [The Official SAT Study Guide](#). Be sure to take this exam under timed conditions and be diligent and honest in your timing. If you wish, you can use the free test proctor in our [Free SAT Help Area](#) to time yourself.

Upon completion of the exam, it is essential that you score your test using the directions provided by the test makers and that you review the questions that you missed and guessed correctly. At that point, evaluate your performance using our [Free SAT Skills Assessment](#). The assessment will help you identify your current strengths and weaknesses and track your improvement.

Math

- Based on your practice test results, review any weak areas using the [SAT Math Bible](#).
- Complete Chapter 19 (page 303), Chapter 20 (page 343) and Chapter 21 (page 365) in [The Official SAT Study Guide](#). Be sure to check your answers and review any questions that you missed.
- Complete the following timed sections in [The Official SAT Study Guide](#):

Test 5, Section 4, Pages 650–655

Test 5, Section 8, Pages 667–671

If time is called before you finish, mark where you are but complete the section. Check all answers (available at the end of the test) and review any questions that you missed or guessed correctly.

- Continue studying the [SAT Math Bible Flash Cards](#).

Writing

- Based on your practice test results, review any weak areas using the [SAT Writing Bible](#).
- Complete Chapter 13 (page 189) in [The Official SAT Study Guide](#). Be sure to check your answers and review any questions that you missed.
- Complete the following timed sections in [The Official SAT Study Guide](#):

Test 3, Section 1, Page 513

Be sure to compare your essay to the graded essays in [The Official SAT Study Guide Book Owner's Area](#).

- Continue studying the [SAT Writing Bible Flash Cards](#). Review the Alarm Bells and watch for them in your homework.

■ Reading

- Based on your practice test results, review any weak areas using the [SAT Reading Bible](#).
- Complete Chapter 7 (page 87) in [The Official SAT Study Guide](#). Be sure to check your answers and review any questions that you missed.
- Complete the following timed sections in [The Official SAT Study Guide](#):

Test 6, Section 3, Pages 706–711

If time is called before you finish, mark where you are but complete the section. Check all answers (available at the end of the test) and review any questions that you missed or guessed correctly.

- Continue studying new vocabulary words in Appendix B of the [SAT Reading Bible](#), in your [Flash Cards](#), or in the [eBook](#). This week, begin the Top 100 Extreme Repeat Offenders list: learn the definitions of the words between *abstemious* (page 449) and *parsimonious* (page 453). Study 10 words a day for six days and review all 60 words on the 7th day. If you already know a definition, place a check mark in the box next to the word and skip it. It is important to only study the words you do not know. Remember to also review the words from previous weeks.

Week 11 Assignments		
Assignment	Completed?	Notes
OSSG: T8 Timed		
Math Bible Review		
OSSG: Ch19		
OSSG: Ch20		
OSSG: Ch21		
OSSG: T5, S4 Timed		
OSSG: T5, S8 Timed		
Writ Bible Review		
OSSG: Ch13		
OSSG: T3, S1 Timed		
Read Bible Review		
OSSG: Ch7		
OSSG: T6, S3 Timed		
60 Vocab Words		Top 100 Extreme: <i>abstemious</i> (page 449) through <i>parsimonious</i> (page 453)

Week 12: One week until the SAT



This week is about both conceptual and mental preparation. You should allow ample time for review, but be sure that you do not study the day before the exam. Focus in particular on building your confidence and visualizing a strong performance on test day—how you expect to perform will likely become reality.

Practice Test

- Begin your study this week by taking a full-length timed practice SAT. We suggest Practice Test 7 on page 751 of the [The Official SAT Study Guide](#). Be sure to take this exam under timed conditions and be diligent and honest in your timing. If you wish, you can use the free test proctor in our [Free SAT Help Area](#) to time yourself.

Upon completion of the exam, it is essential that you score your test using the directions provided by the test makers and that you review the questions that you missed and guessed correctly. At that point, evaluate your performance using our [Free SAT Skills Assessment](#). The assessment will help you identify your current strengths and weaknesses and track your improvement.

Math

- Based on your practice test results, review any weak areas using the [SAT Math Bible](#).
- Complete the following timed sections in [The Official SAT Study Guide](#):

Test 6, Section 2, Pages 700–705

Test 6, Section 4, Pages 712–717

Test 6, Section 8, Pages 729–733

If time is called before you finish, mark where you are but complete the section. Check all answers (available at the end of the test) and review any questions that you missed or guessed correctly.

- Continue studying the [SAT Math Bible Flash Cards](#).

Writing

- Based on your practice test results, review any weak areas using the [SAT Writing Bible](#).
- Complete the following timed sections in [The Official SAT Study Guide](#):

Test 6, Section 10, Pages 738–740

If time is called before you finish, mark where you are but complete the section. Check all answers (available at the end of the test) and review any questions that you missed or guessed correctly.

- Continue studying the [SAT Writing Bible Flash Cards](#). Review the Alarm Bells and watch for them in your homework.

■ Reading

- Based on your practice test results, review any weak areas using the [SAT Reading Bible](#).
- Complete the following timed sections in [The Official SAT Study Guide](#):

Test 6, Section 7, Pages 724–728

Test 6, Section 9, Pages 734–737

If time is called before you finish, mark where you are but complete the section. Check all answers (available at the end of the test) and review any questions that you missed or guessed correctly.

- Continue studying new vocabulary words in Appendix B of the [SAT Reading Bible](#), in your [Flash Cards](#), or in the [eBook](#). This week, complete the Top 100 Extreme Repeat Offenders list: learn the definitions of the words between *paucity* (page 453) and *vitriolic* (page 455). Study 10 words a day for four days and review all 40 words on the 5th day. If you already know a definition, place a check mark in the box next to the word and skip it. It is important to only study the words you do not know. Remember to also review the words from previous weeks.

■ Other

- Read Chapter 11 in the [SAT Math Bible](#) (note: there is no need to read Chapter 13 in the Writing Bible or Chapter 15 in the Reading Bible because these chapters contain the same content about Test Readiness).
- Revisit pages 15–20 of the [SAT Math Bible](#). This section will remind you to think positively about your experience and abilities.
- Finally, on the day before the SAT, relax! Do something that makes you happy and don't worry about the SAT. It is imperative that you are fully rested before the exam, so avoid any strenuous activities, whether physical or mental. So don't run a half-marathon and don't attempt any full practice tests!

Week 12 Assignments		
Assignment	Completed?	Notes
OSSG: T7 Timed		
Math Bible Review		
OSSG: T6, S2 Timed		
OSSG: T6, S4 Timed		
OSSG: T6, S8 Timed		
Writ Bible Review		
OSSG: T6, S10 Timed		
Read Bible Review		
OSSG: T6, S7 Timed		
OSSG: T6, S9 Timed		
40 Vocab Words		Top 100 Extreme: <i>paucity</i> (page 453) through <i>vitriolic</i> (page 455)
Math Bible pg 15-20		

A final note:

We at PowerScore want to thank you for choosing us as your test preparation provider, and trusting us to help you reach your full potential on the SAT. Our hope is that your performance exceeds your expectations and that this Study Guide and accompanying resources are fully sufficient for your particular needs. However please do not hesitate to contact us with additional questions or concerns, or to inquire about the other services we offer! Above all else we want to see our students reach their goals, and we'll do all that we can to ensure that occurs for you.

Finally, feel encouraged to share this study plan with friends, colleagues, or anyone else you may encounter who is studying for the SAT! It's a powerful resource and we're confident others will benefit from it as you hopefully have.

Thanks again, and best of luck in college!