

GAME SUMMARIES

Game 1 — Sept. 6, 2003 at Boulder, CO #24 Colorado 16, UCLA 14

BOULDER, CO — UCLA opened the 2003 season with a tough 16-14 loss at No. 24 (AP) Colorado. The Buffaloes scored the game-winning touchdown with 2:15 remaining in the contest.

Colorado took a 7-0 lead with 2:21 left in the first quarter when Bobby Purify's one-yard run capped a 98-yard drive. On the second play of UCLA's ensuing possession, quarterback Matt Moore was hit on his left knee by a helmet after throwing a 17-yard pass and was sidelined for the remainder of the game.

UCLA tied the game early in the second quarter (13:04). After an 11-yard punt return by Craig Bragg to the Colorado 42-yard line, Drew Olson found Bragg down the right sideline for a 42-yard touchdown. However, Colorado's final possession of the half resulted in a 40-yard field goal and a 10-7 halftime score.

The Bruins missed a chance to tie the score with just under six minutes remaining in the third quarter when Justin Medlock's 35-yard field goal attempt was wide left. But UCLA's defense forced a fumble on CU's next possession and Olson and tight end Mercedes Lewis gave the Bruins a 14-10 lead with eight seconds left in the quarter. First, they connected on a 38-yard play on third-and-30 and after a five-yard penalty, they connected on a 13-yard touchdown.

Late in the game (5:00), Colorado took over on its own 37-yard line and mounted a 63-yard drive to take a 16-14 lead with 2:15 remaining. UCLA's ensuing possession began at its

own 10-yard line with no timeouts remaining, but the Bruins could not rally.

Olson came off the bench to complete 13 of 23 passes (13 of 19 prior to the final possession) for 164 yards and two touchdowns. Lewis made six receptions for 96 yards and one touchdown and Bragg had four catches for 63 yards and one score. Tyler Ebell led the rushers with 47 yards on 18 attempts. Overall, UCLA passed for 205 yards but netted just 38 yards on 26 attempts on the ground. Bruin quarterbacks were sacked twice.

Defensively, UCLA allowed just 245 yards (157 passing and 88 rushing) on 78 plays, an average of 3.1 yards per snap. The Bruins recorded six sacks, including two each by Dave Ball and Rodney Leisle. Brandon Chillar led the team with 13 tackles, including one sack, and also recovered a fumble and blocked a PAT. Ben Emanuel (12 tackles), Leisle (nine including his two sacks), Matt Clark (eight), Ryan Boschetti (seven, including a forced fumble), Mat Ball (seven, including one for loss) and Wesley Walker (seven) also recorded career highs in tackles.

Scoring

UCLA	0	7	7	0	—	14
Colorado	7	3	0	6	—	16
Weather: Mostly Cloudy (77°)	Attendance: 48,584					

First Quarter

CU—Purify, one-yard run. Crosby converts. (2:21)

Second Quarter

UCLA—Bragg, 42-yard pass from Olson. Medlock converts. (13:04)

CU—Crosby, 40-yard field goal. (0:43)

Third Quarter

UCLA—Lewis, 13-yard pass from Olson. Medlock converts. (0:08)

Fourth Quarter

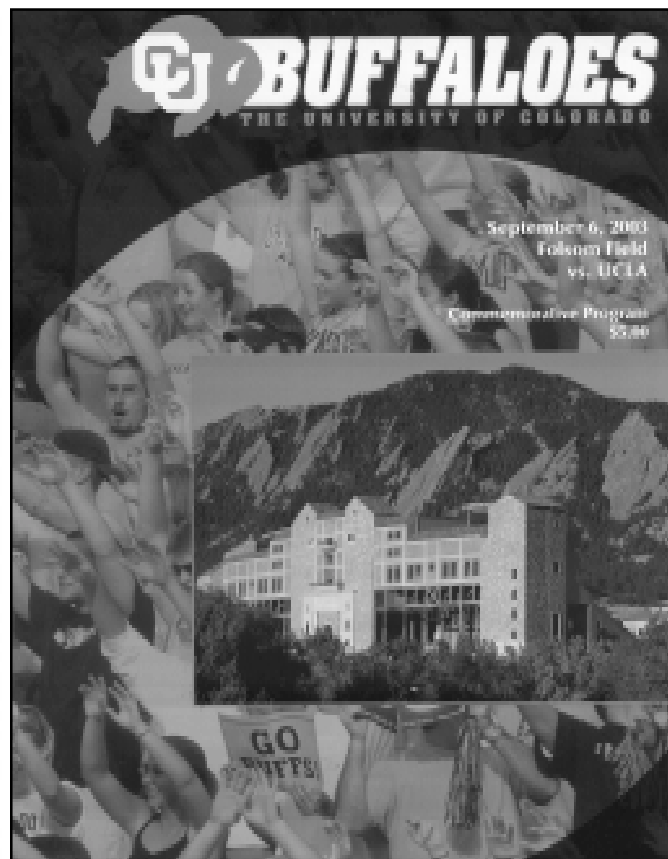
CU—Klopfenstein, six-yard pass from Klatt. Kick blocked. (2:15)

Statistics

UCLA		CU
13	First Downs	21
26/38	Carries/Net Yards Rushing	47/88
205	Net Yards Passing	157
30-17-0	Passes Att/Comp/Int.	31-21-0
56/243	Total Plays/Total Yards	78/245

Top Individuals

Rushing—Purify (C) 22-80-1, Ebell (U) 18-47-0, Calhoun (C) 11-25-0. Passing—Olson (U) 23-13-0-164-2, Klatt (C) 30-21-0-157-1, Moore (U) 7-4-0-41-0. Receiving—Lewis (U) 6-96-1, Hackett (C) 6-65-0, Bragg (U) 4-63-1. UCLA Tackles—Chillar 13, Emanuel II 12, Leisle 9, Clark 8, M. Ball 7, Boschetti 7, Walker 7.



GAME SUMMARIES

Game 2 — Sept. 13, 2003 at Rose Bowl UCLA 6, Illinois 3

PASADENA — UCLA opened the home portion of the 2003 schedule with a 6-3 victory over Illinois at the Rose Bowl. It was the 500th win in school history and the first in the career of head coach Karl Dorrell. Ironically, the last time the two teams met, the 1991 John Hancock Bowl, the game was won by UCLA by the identical 6-3 score.

UCLA's defense enjoyed another fine outing, holding the Illini, who scored 49 points the previous week, to just three. UCLA forced four turnovers, three interceptions and one special teams fumble, and held Illinois to an average of just 4.2 yards per play (283 total). Illinois had just two scrimmage plays longer than 16 yards and none longer than 27 yards and penetrated the UCLA 40-yard line just twice.

UCLA took a 3-0 lead with 2:52 remaining in the first quarter when Justin Medlock made a 28-yard field goal, the first of his career, to cap an 11-play, 58-yard drive. In the second quarter, Tim Warfield's fumble recovery on punt coverage put the Bruins in position for a 48-yard field goal by Medlock, giving UCLA a 6-0 lead with 8:45 remaining in the first half. The Illini drew to within three points (6-3) with 4:15 remaining in the third quarter on a 29-yard field goal but could not score again.

UCLA's next two possessions lasted 10 and nine plays and although they did not result in points, they took more than nine minutes off the clock, giving Illinois its final possession with just 3:02 remaining in the contest. The Illini drove from their own 15-yard line to UCLA's 21 but John Gockman's 43-yard field goal attempt, following a Bruin timeout and a five-

yard Illinois procedure penalty, was wide left, giving the Bruins the ball with just 27 seconds remaining on the clock. Defensively, Brandon Chillar led the Bruins with 13 tackles and also made an interception. Ben Emanuel added 10 tackles while Justin London contributed seven tackles, all solos, and the first interception of his career. Matt Ware also made an interception and Mat Ball recorded a sack. Offensively, Manuel White, playing both running back positions, rushed for a career-high 102 yards on 18 attempts. In the fourth quarter, he carried nine times for 40 yards, including each of the first seven plays of UCLA's final nine-play drive. The Bruins had 16 snaps in the fourth quarter, excluding the final kneel down, and he carried on nine of them.

Tyler Ebell added 43 yards on eight carries (5.4 average), meaning the tandem gained 145 yards on 26 attempts (5.58 average).

Drew Olson, making his first start of the year and sixth of his career, completed 11 of 31 yards for 94 yards. He had several passes dropped and was under pressure on several occasions.

Craig Bragg led the Bruins with four receptions for 39 yards and four first downs. He also averaged 14.25 yards on four punt returns.

Justin Medlock made the first two field goals of his career (28 and 48 yards) and Chris Kluwe averaged 37.9 yards on 10 punts, one shy of the school record for punts in a game.

Scoring

Illinois	0	0	3	0	—	3
UCLA	3	3	0	0	—	6
Weather: Hazy (81°)	Attendance: 51,118					

First Quarter

UCLA—Medlock, 28-yard field goal. (2:52)

Second Quarter

UCLA—Medlock, 48-yard field goal. (8:45)

Third Quarter


ILL—Gockman, 29-yard field goal. (4:15)

Statistics

ILL	UCLA
16	12
26/67	35/110
216	94
42-26-3	31-11-1
68/283	66/204
..... First Downs
..... Carries/Net Yards Rushing
..... Net Yards Passing
..... Passes Att/Comp/Int.
..... Total Plays/Total Yards

Top Individuals

Rushing—White (U) 18-102-0, Halsey (I) 24-76-0, Ebell (U) 8-44-0. Passing—Beutjer (I) 42-26-3-216-0, Olson (U) 31-11-1-94-0. Receiving—Hayden (I) 8-63-0, Kornfeld (I) 6-79-0, Davis (I) 7-40-1, Bragg (U) 4-39-0. UCLA Tackles—Chillar 13, Emanuel II 10, London 7, Havner 5, Short 4.



GAME SUMMARIES

Game 3 — Sept. 20, 2003 at Norman, OK #1 Oklahoma 59, UCLA 24

NORMAN, OK — UCLA built a 10-7 lead in the first quarter before Oklahoma showed why it is the No. 1 team in the nation, defeating the Bruins 59-24 at Norman.

Oklahoma scored on its first possession but the Bruins countered with Justin Medlock's 48-yard field goal. On the Sooners' next possession, Spencer Havner returned an interception 72 yards to the Oklahoma six-yard line. After a procedure penalty, Manuel White ran 11 yards for a 10-7 Bruin lead, the first time Oklahoma had trailed all season. The Sooners rallied with 21 straight points to close the half, including punt returns of 74 and 84 yards.

At the start of the second half, UCLA's defense held Oklahoma on three plays but the Bruins fumbled on their first play after a six-yard run and Oklahoma converted it into a touchdown and a 35-10 lead less than four minutes into the second half. The first of Maurice Drew's two touchdowns made the score 35-17. The teams traded touchdowns in the final minute of the third quarter, Oklahoma returning a tipped interception 34 yards and Drew returning a kickoff 91 yards to make the score 42-24 at the end of three quarters. The kickoff return by Drew was UCLA's first since 1999 and only its second since 1980.

Oklahoma added 17 points in the fourth quarter, including an NCAA-record third punt return.

Defensively, UCLA allowed 354 yards and just four of Oklahoma's eight touchdowns (one on a 30-yard drive). Brandon Chillar led the Bruins with a career-high 14 tackles while Ben Emanuel, Justin London and Dave Ball (two sacks

and one forced fumble) had eight tackles each and Spencer Havner added seven tackles, one interception and a tackle for loss. Oklahoma had just four offensive plays of more than 15 yards.

Offensively, UCLA recorded a season-high 271 yards, 144 in the air and 127 on the ground. Craig Bragg made a career-high 10 receptions, tying the fourth-highest single-game total in UCLA history, for 87 yards. Drew Olson set then-career highs with 18 completions and 34 attempts for 144 yards. Manuel White led the ground game with 66 yards on 19 carries and Maurice Drew added 41 on five carries to go with his kickoff return.

Scoring

UCLA	10	0	14	0	—	24
Oklahoma	7	21	14	17	—	59
Weather: Clear (79°)						Attendance: 83,317

First Quarter

OU—Works, 15-yard run. DiCarlo converts. (8:24)

UCLA—Medlock, 48-yard field goal. (2:35)

UCLA—White, 11-yard run. Medlock converts. (0:55)

Second Quarter

OU—Wilson, 12-yard pass from White. DiCarlo converts. (12:11)

OU—Perkins, 74-yard punt return. DiCarlo converts. (10:14)

OU—Perkins, 84-yard punt return. DiCarlo converts. (4:17)

Third Quarter

OU—Donley, 22-yard pass from White. DiCarlo converts. (11:10)

UCLA—Drew, three-yard run. Medlock converts. (5:39)

OU—Bassey, 34-yard interception return. DiCarlo converts. (0:19)

UCLA—Drew, 91-yard kickoff return. Medlock converts. (0:07)

Fourth Quarter

OU—Works, one-yard run. DiCarlo converts. (10:09)

OU—DiCarlo, 41-yard field goal. (7:53)

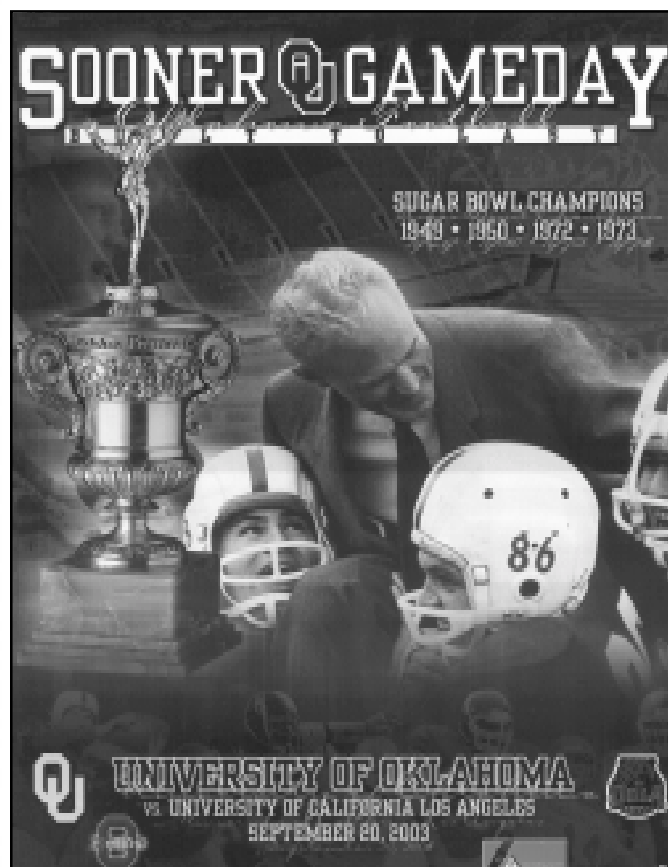
OU—Perkins, 65-yard punt return. DiCarlo converts. (2:39)

Statistics

UCLA	OU
16	17
39/127	35/111
144	243
34-18-2	25-17-2
73/271	60/354

Top Individuals

Rushing—White (U) 19-66, Jones (O) 15-61, Drew (U) 5-41. Passing—White (O) 25-17-2-243-2, Olson (U) 34-18-2-144-0. Receiving—Clayton (O) 5-118, Bragg (U) 10-87, Rankins (O) 3-28, Moses (O) 1-28, Donley (O) 1-22. UCLA Tackles—Chillar 9.5, Emanuel II 6, Havner 5.5, Clark 5.5, London 5, D. Ball 5.



GAME SUMMARIES

Game 4 — Sept. 27, 2003 at Rose Bowl UCLA 20, San Diego State 10

PASADENA — The Bruins broke a 3-3 tie with 17 second-half points en route to a 20-10 victory over San Diego State at the Rose Bowl.

After a scoreless first quarter, the Aztecs took their only lead of the game on a 25-yard field goal with 12:32 left in the half.

UCLA then mounted a 13-play, 68-yard drive, tying the game on Justin Medlock's 27-yard field goal with 7:04 remaining until halftime.

On their second possession of the second half, UCLA took the lead when Drew Olson hit Junior Taylor in the right corner of the end zone for a 41-yard touchdown.

Late in the third quarter, linebacker Spencer Havner returned an interception 50 yards, setting up a 24-yard field goal by Medlock on the first play of the fourth quarter. On San Diego State's next offensive play, C.J. Niusulu intercepted at the Aztec 23-yard line and UCLA widened the lead to 20-3 when Olson hit Ryan Smith in the back of the end zone for a 13-yard touchdown.

SDSU closed to within 10 points with 6:57 remaining, scoring its only touchdown at the end of an 81-yard drive. UCLA then used four minutes before punting to the Aztecs, who could muster just one first down (by penalty) before losing the ball on downs with 30 seconds left in the contest.

The Bruins once again sparkled on defense, allowing just 230 yards of offense, 157 through three quarters. SDSU passed for 110 yards on 37 attempts and ran for 120 with only one pass play longer than 13 yards and one run over 11 yards.

Justin London led the Bruins with a career-high 11 tackles, including one for loss. Brandon Chillar added 10 tackles, including three behind the line. Spencer Havner and Jarrad Page each had seven tackles and Havner added a 50-yard interception return and one of UCLA's three sacks. Offensively, UCLA gained 323 yards, 258 in the air and 65 on the ground.

Drew Olson set a then-career high with 258 yards on 18 completions and had two touchdown passes. Junior Taylor set career highs with seven receptions and 110 yards and Craig Bragg added five receptions for 83 yards. Manuel White led the Bruins with 48 yards on the ground.

Scoring

San Diego State	0	3	0	7	—	10
UCLA	0	3	7	10	—	20
Weather: Partly Cloudy (70°)		Attendance: 48,690				

Second Quarter

SD—Mejia, 25-yard field goal. (12:32)

UCLA—Medlock, 27-yard field goal. (7:04)

Third Quarter

UCLA—Taylor, 41-yard pass from Olson. Medlock converts. (11:32)

Fourth Quarter

UCLA—Medlock, 24-yard field goal. (14:55)

UCLA—Smith, 11-yard pass from Olson. Medlock converts. (13:54)


SD—Franklin, seven-yard run. Mejia converts. (6:57)

Statistics

SDSU	UCLA
13	17
29/120	36/65
110	258
37-19-2	28-18-0
66/230	64/323

Top Individuals

Rushing—Hamilton (S) 20-89-0, Franklin (S) 6-55-1, White (U) 16-48-0. Passing—Olson (U) 28-18-0-258-2, Dlugolecki (S) 37-19-2-110-0. Receiving—Taylor (U) 7-110-1, Bragg (U) 5-83-0, Smith (U) 3-33-1, Webb (S) 2-32-0. UCLA Tackles—London 11, Chillar 10, Havner 7, Page 7, Leisle 4.



GAME SUMMARIES


Game 5 — October 4, 2003 at Rose Bowl UCLA 46, #18 Washington 16

PASADENA — UCLA spotted the Washington Huskies a 13-0 lead and roared back for a 46-16 victory at the Rose Bowl in its Pac-10 opener. The Bruins outscored Washington 39-0 in the final 30 minutes.

The Huskies scored on each of their first three possessions (one touchdown and two field goals) before the Bruin defense stiffened. Washington scored just one field goal in its final 12 possessions and was blanked on its final nine opportunities.

With 9:12 remaining in the half, UCLA closed to within 13-7 on Tyler Ebell's seven-yard run but the Huskies took a 16-7 lead with a 37-yard field goal on the final play of the half. The game turned around in the first 13 seconds of the second half. On Washington's first snap at its own seven-yard line, Dave Ball sacked Cody Pickett in the end zone, forcing a fumble that Rodney Leisle recovered for a Bruin touchdown. With 4:19 remaining in the quarter, UCLA took the lead for good when Manuel White forced himself into the end zone from the one, capping a 91-yard, 5:30 drive. The Bruins' first two-point conversion since 1999 made the score 22-16. Leisle's interception at the 12-yard line stopped a Husky drive and UCLA converted it into a 39-yard field goal with 12:13 remaining in the game.

Eight seconds later, safety Jarrad Page stepped in front of the intended receiver and returned an interception 24 yards to make the score 32-16. Drew Olson (3:30) and Maurice Drew (2:05) added late touchdowns for the final margin.



Defensively, UCLA held Washington to 87 net yards on 30 snaps in the second half while recording four sacks and forcing four turnovers (one fumble and three interceptions). Husky wide receiver Reggie Williams had just two receptions for 25 yards in the second half, including an eight-yard catch on Washington's second play of the half.

Dave Ball recorded 3.5 sacks and 4.5 tackles for loss among his six tackles. For the fourth time in five games, Brandon Chillar led the team in tackles with 12. Cornerback Matt Clark made seven stops while Ball, Ben Emanuel, Justin London (one interception and a tackle for loss) and Spencer Havner (two tackles for loss) each added six tackles. Offensively, UCLA finished with a then season-best 392 yards. Drew Olson had 258 yards passing, completing 16 of 24 passes. Eight of those receptions were made by Craig Bragg, who recorded a season-high 142 yards.

On the ground, three tailbacks and Olson each scored one touchdown. Manuel White led the team with 83 yards while Tyler Ebell rushed for 50 yards on 10 attempts and Maurice Drew added 18 yards on four attempts. On the afternoon, UCLA netted 134 yards on the ground.

Scoring

Washington	10	6	0	0	—	16
UCLA	0	7	15	24	—	46
Weather: Hazy (77°)						Attendance: 68,319

First Quarter

UW—Knudson, 44-yard field goal. (9:14)

UW—Williams nine-yard pass from Pickett. Knudson converts. (4:57)

Second Quarter

UW—Knudson, 24-yard field goal. (11:36)

UCLA—Ebell, seven-yard run. Medlock converts. (9:12)

UW—Knudson, 37-yard field goal. (0:00)

Third Quarter

UCLA—Leisle, fumble recovery in end zone. Medlock converts. (14:47)

UCLA—White, one-yard run. Manuel White, pass from Drew Olson. (4:19)

Fourth Quarter

UCLA—Medlock, 39-yard field goal. (12:13)

UCLA—Page, 24-yard interception return. Medlock converts. (12:05)

UCLA—Olson, one-yard run. Medlock converts. (3:30)

UCLA—Drew, nine-yard run. Medlock converts. (2:05)

Statistics

UW	UCLA
23	17
31/77	41/134
281	258
46-26-3	24-16-1
77/358	65/392

Top Individuals

Rushing—White (U) 19-83-1; Alexis (W) 18-78-0; Ebell (U) 10-50-1. Passing—Pickett (W) 42-26-2-281-1; Olson (U) 24-16-1-258-1. Receiving—Bragg (U) 8-142-0; Williams (W) 10-105-1; Frederick (W) 5-58-0. UCLA Tackles—Chillar 12, Clark 7, Emanuel II 6, D. Ball 6, London 6, Havner 6.

GAME SUMMARIES

Game 6 — October 12, 2003 at Tucson, AZ UCLA 24, Arizona 21

TUCSON, AZ — UCLA rallied from a 21-10 halftime deficit to defeat Arizona, 24-21, in Tucson. It was UCLA's first road win of the year after losses at Colorado and Oklahoma but their third straight Pac-10 road win dating back to last year.

Arizona took an early lead, driving 80 yards on its first possession, but UCLA rallied for a 10-7 lead on a first quarter field goal by Justin Medlock (32 yards) and Tyler Ebell's 18-yard sweep around right end with 10:02 remaining in the first half.

However, the Wildcats scored 14 points in the final 6:43, including a 39-yard touchdown pass with 0:29 remaining following a Bruin turnover, to take a 21-10 lead.

UCLA closed the gap to four points (21-17), marching 80 yards on the opening drive of the second half, capped by Manuel White's five-yard run.

Neither team could score again until Bruin defensive tackle Rodney Leisle intercepted a shovel pass and returned it 55 yards for the game-winning touchdown, his second score in as many weeks. On its next possession, UCLA missed a chance to pad its lead when it misfired on a 35-yard field goal attempt but Arizona missed a chance to tie the game with 5:28 left when it failed on a 28-yard field goal try. The Bruin offense responded by holding the ball for 4:16 and then Chris Kluwe's 41-yard punt was downed at the Wildcat one-yard line with 1:12 remaining. Arizona completed a fourth-down pass to the 34-yard line but Justin London made UCLA's fourth interception of the day to seal the win with 13 seconds left.

Defensively, UCLA allowed 519 yards (276 rushing and 243 passing) but made several big plays, including four interceptions. Leisle made his second pick in as many weeks and returned it 55 yards for his second touchdown in two games. Mat Ball made his first interception since his freshman season and Justin London and Spencer Havner each made their third of the season. London and Ben Emanuel each made 10 tackles while Havner made eight and Brandon Chillar added seven.

Offensively, UCLA had 333 yards, 230 in the air and 103 on the ground. Drew Olson completed 15 of 22 passes for 189 yards and Matt Moore completed four of eight passes for 41 yards on his two series. Craig Bragg recorded his second straight 100-yard game, finishing with 105 yards on six receptions. Tyler Ebell led the team with 61 rushing yards on 14 attempts, including an 18-yard touchdown run.

Scoring

UCLA	3	7	7	7	—	24
Arizona	7	14	0	0	—	21
Weather: Clear (85°)	Attendance: 44,481					

First Quarter

ARIZ—Padrom, seven-yard pass from Costa. Gill converts. (12:24)
UCLA—Medlock, 32-yard field goal. (1:30)

Second Quarter

UCLA—Ebell, 18-yard run. Medlock converts. (10:02)
ARIZ—Farmer, one-yard pass from Costa. Gill converts. (6:43)
ARIZ—Ealy, 39-yard pass from Heavner. Folk converts. (0:29)

Third Quarter

UCLA—White, five-yard run. Medlock converts. (11:17)

Fourth Quarter

UCLA—Leisle, 55-yard interception return. Medlock converts. (13:41)

Statistics

UCLA	ARIZ
16	21
34/103	42/276
230	243
30-19-2	31-17-4
64/333	73/519

Top Individuals

Rushing—Farmer (A) 25-122-0; Bell (A) 8-94-0; Ebell (U) 14-61-1; White (U) 11-29-1. Passing—Olson (U) 22-15-1-189-0; Heavner (A) 20-13-3-187-1; Costa (A) 11-4-1-56-2; Moore (U) 8-4-1-41-0. Receiving—Bragg (U) 6-105-0; Ealy (A) 5-100-1; Williams (A) 5-63-0; Taylor (U) 4-44-0; Farmer (A) 3-32-1. UCLA Tackles—Emanuel II 10, London 10, Havner 8, Chillar 7, Brant 6, Ware 5.



GAME SUMMARIES

Game 7 — October 18, 2003 at Rose Bowl UCLA 23, California 20

PASADENA — UCLA increased its winning streak to four games with a 23-20 overtime victory over California.

UCLA scored on its opening possession of the game when Drew Olson hit Mercedes Lewis down the middle for a 31-yard touchdown to cap a 66-yard drive. California narrowed the score to 7-3 with a 47-yard field goal but the first of two field goal blocks by Spencer Havner kept the score 7-3 at halftime.

UCLA increased the lead to 14-3 on its first possession of the second half when Olson found Craig Bragg down the left sideline for a 40-yard touchdown. The Golden Bears countered with a field goal and then recovered a fumble at the Bruin five-yard line. California scored two plays later but failed on a two-point conversion attempt, keeping UCLA ahead, 14-12.

Early in the fourth quarter, California lined up for a 41-yard field goal attempt that could give it the lead. However, Havner blocked a field goal for the second time and Brandon Chillar recovered the ball and raced 65 yards for a Bruin score. UCLA led 20-12 after a fumbled snap ruined the PAT attempt.

Late in the fourth quarter, UCLA was milking the clock but had to punt to the Golden Bears. After a Cal penalty and a sack by Dave Ball, the Golden Bears faced second-and-28 on its own 14-yard line with 1:40 remaining. They converted a third-and-10 and continued to move down the field, scoring on a 35-yard pass with just 11 seconds remaining in regu-

lation. A two-point conversion pass tied the score at 20-20 and forced the game to overtime.

In overtime, UCLA scored on a 41-yard field goal by Justin Medlock. Thanks to Justin London's tackle that resulted in a nine-yard loss on a third-down pass play, the Golden Bears were forced to attempt a 50-yard field goal. It hit the left upright and bounced away, giving the Bruins the win. Defensively, Brandon Chillar led the Bruins with 12 tackles and scored on his 65-yard return after a blocked field goal. Justin London had 11 tackles, including one sack and three for loss, including the key play in overtime. Dave Ball had seven solo tackles, including three sacks to increase his season total to 11.5 and Ben Emanuel added seven. Keith Short, playing in place of Matt Ware, had six tackles and Spencer Havner blocked two field goals to go with his six stops.

UCLA yielded just two touchdowns and one was on a five-yard drive. It allowed 397 yards, 75 on the ground and 322 in the air and recorded five sacks.

Offensively, UCLA gained 173 yards in the air and 55 on the ground (including 67 yards in losses on six sacks). Maurice Drew led the Bruins with 55 yards and Tyler Ebell added 54 yards. Drew Olson completed nine of 20 passes for 173 yards, including touchdowns of 31 yards to Mercedes Lewis and 40 yards to Craig Bragg (his ninth career touchdown of at least 40 yards).

Scoring

California	3	0	9	8	0	—	20
UCLA	7	0	7	6	3	—	23

Weather: Bright (93°)

Attendance: 53,825

First Quarter

UCLA—Lewis, 31-yard pass from Olson. Medlock converts. (9:03)
CAL—Fredrickson, 47-yard field goal. (2:51)

Third Quarter

UCLA—Bragg, 40-yard pass from Olson. Medlock converts. (11:53)
CAL—Frederickson, 39-yard field goal. (8:28)
CAL—Rogers, three-yard run. Two-point conversion failed. (6:19)

Fourth Quarter

UCLA—Chillar, 65-yard return of blocked field goal. Kick failed. (13:01)
CAL—Toller, 35-yard pass from Rogers. Two-point conversion. (0:11)

Overtime

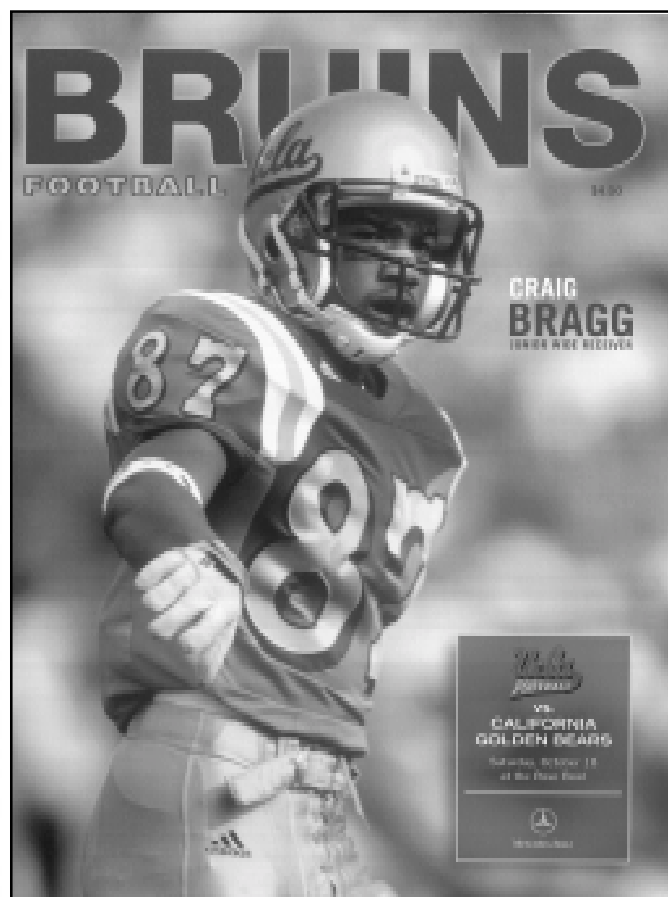
UCLA—Medlock, 41-yard field goal.

Statistics

CAL	UCLA
22	16
35/75	39/55
322	173
42-28-0	20-9-0
77/397	59/228

Top Individuals

Rushing—Drew (U) 12-55-0, Ebell (U) 15-54-0, Echemandu (C) 15-42-0. Passing—Rogers (C) 41-28-0-322-1, Olson (U) 20-9-0-173-2. Receiving—McArthur (C) 9-128-0, Toller (C) 7-104-1, Lewis (U) 4-67-1, Bragg (U) 2-54-1. UCLA Tackles—Chillar 12, London 11, D. Ball 7, Emanuel II 7, Short 6, Havner 6.



GAME SUMMARIES

Game 8 — October 25, 2003 at Rose Bowl UCLA 20, Arizona State 13

PASADENA—UCLA increased its winning streak to five games, its longest since 2001, with a 20-13 victory over Arizona State at the Rose Bowl. The win improved UCLA's Pac-10 record to 4-0, the first time UCLA opened the league season 4-0 since 1998.

UCLA scored first on a 41-yard field goal by Justin Medlock just 3:06 into the game. The Sun Devils tied the score with 4:31 remaining in the quarter but with just 0:29 left in the first quarter, Matt Moore, making his first start since the opener at Colorado, connected with Craig Bragg on a 25-yard touchdown for a 10-3 lead.

Arizona State scored the final 10 points of the first half to take a 13-10 halftime lead.

UCLA took the lead for good (17-13) just 6:47 into the second half when true freshman tailback Maurice Drew raced down the left sideline for an 83-yard touchdown run. It was the longest run in school history by a true freshman and tied for ninth longest run by any Bruin player. Medlock closed out the scoring with a 44-yard field goal with 8:09 remaining in the game, giving UCLA a seven-point margin.

The Bruin defense once again controlled the contest. UCLA held the Sun Devils to just 253 net offensive yards and 61 of them came on one touchdown run. The Bruins knocked quarterback Andrew Walter out of the game and held the ASU passing attack to just 132 yards on 15 of 31 passing while recording four sacks. ASU rushed for 121 yards on 30 carries, 60 on 29 attempts without the touchdown run.

Outside linebacker Brandon Chillar again led the Bruins with 11 tackles, including one sack and a second for loss. Justin London (fumble recovery) and Ben Emanuel each added seven tackles and Keith Short chipped in with five stops. Dave Ball (two tackles for loss), Mat Ball (one sack), Ryan Boschetti (1.5 sacks) and Matt Clark all added four tackles. Offensively, UCLA recorded a season-high 403 yards on offense, including a season-best 213 yards on the ground and 190 in the air. Maurice Drew rushed for 176 yards, the second-highest total ever by a Bruin true freshman, to lead the ground attack. Matt Moore, making his first start since the opener at Colorado, completed 14 of 28 passes for 190 yards - all career highs, one touchdown and two interceptions. In the first half, he hit on 10 of 17 passes for 186 yards, one touchdown and one interception.

Craig Bragg led the receivers with five receptions for 118 yards, including a 25-yard touchdown, a catch-and-run for 52 yards and a third catch for 37 yards.

UCLA once again played without cornerback Matt Ware and lost defensive tackle Rodney Leisle (sprained left ankle) and tailback Manuel White (fractured right scapula) in the first half.

Scoring

Arizona State	3	10	0	0	—	13
UCLA	10	0	7	3	—	20

Weather: Smoky (73°) Attendance: 61,778

First Quarter

UCLA—Medlock, 41-yard field goal. (11:54)

ASU—Ainsworth, 27-yard field goal. (4:31)

UCLA—Bragg, 25-yard pass from Moore. Medlock converts. (0:29)

Second Quarter

ASU—Wade, 61-yard run. Ainsworth converts. (8:13)

ASU—Ainsworth, 33-yard field goal. (0:13)

Third Quarter

UCLA—Drew, 83-yard run. Medlock converts. (8:45)

Fourth Quarter


UCLA—Medlock, 44-yard field goal. (8:09)

Statistics

ASU	UCLA	
10	First Downs	14
30/121	Carries/Net Yards Rushing	41/213
132	Net Yards Passing	190
31-15-0	Passes Att/Comp/Int.	28-14-2
61/253	Total Plays/Total Yards	69/403

Top Individuals

Rushing—Drew (U) 18-180-1, Wade (A) 19-113-1, White (U) 9-37-0. Passing—Moore (U) 28-14-2-190-1, Keller (A) 21-11-0-79-0, Walter (A) 10-4-0-53-0. Receiving—Bragg (U) 5-118-1, Fulton (A) 5-44-0, Hagan (A) 4-37-0. UCLA Tackles—Chillar 11, London 7, Emanuel II 7, Short 5.



GAME SUMMARIES

Game 9 — Nov. 1, 2003 at Stanford Stanford 21, UCLA 14

STANFORD—UCLA saw its five-game winning streak come to an end with a 21-14 loss at Stanford. The loss dropped the Bruins into a three-way tie for first place in the Pac-10 with a 4-1 league record.

The Bruins scored first, mounting an 18-play, 94-yard drive on its second possession of the contest. Matt Moore completed four of five passes for 42 yards and ran nine yards for a first down on the drive. Maurice Drew carried nine times for 37 yards, including the final five plays of the drive (27 yards). Drew scored the touchdown on a nine-yard run.

Stanford countered with a 75-yard drive of its own and the score stood at 7-7 when the Cardinal's Luke Powell returned a punt 90 yards for a touchdown to give Stanford a 14-7 lead with 2:28 remaining in the half.

The Bruins looked to be in position to tie the game early in the third quarter when Craig Bragg's 64-yard punt return gave the Bruins possession at the Cardinal 27-yard line. But after runs of one and 11 yards, Drew fumbled the ball and Stanford recovered at the nine, ending the scoring threat. Later in the third quarter, the Bruins were again hurt by their special teams. A Cardinal punt that was not being returned hit one of the Bruins on the leg and Stanford recovered at the UCLA eight-yard line. Three plays later, the Cardinal forged a 21-7 lead.

With 6:46 remaining in the game, Drew Olson entered the game and drove UCLA 90 yards, culminating in Drew's two-

yard run to cut the deficit to 21-14. UCLA regained the ball at its own 10-yard line with 1:58 remaining but could produce only one first down before losing it on downs.

On the day, Stanford gained just 206 yards, 61 in the second half. UCLA's defense yielded just two touchdowns and one of those was on an eight-yard drive due to a fumbled punt. Stanford had just 91 yards passing and 115 on the ground and converted just six of 15 third-down opportunities. Spencer Havner led the Bruins with eight tackles, Keith Short added seven and Brandon Chillar and Matt Clark made six each. Dave Ball recorded one sack among his four tackles to tie UCLA's career sack record (26.5).

Offensively, UCLA passed for 239 yards but netted just 48 on the ground due to 55 yards in sacks. Matt Moore completed 19 of 31 passes for 145 yards and Drew Olson added 94 yards on five of 12 passing.

Craig Bragg led the receivers with six catches for 86 yards and added a 64-yard punt return. Bragg became the first receiver in UCLA history to record at least 50 receptions in two different seasons. Ryan Smith made five catches and Mercedes Lewis added four.

Maurice Drew led the Bruins with 65 rushing yards on 17 carries and scored both Bruin touchdowns on runs of nine and two yards.

UCLA played the Cardinal without three starters -- cornerback Matt Ware (sprained left ankle), defensive tackle Rodney Leisle (sprained left ankle) and tailback Manuel White (fractured right scapula).

Scoring

UCLA	0	7	0	7	—	14
Stanford	0	14	7	0	—	21
Weather: Crisp, Clear (65°)		Attendance: 44,950				

Second Quarter

UCLA—Drew, 9-yard run. Medlock converts. (14:03)

STAN—Traverso, 2-yard pass from Lewis. Sgroi converts. (9:06)

STAN—Powell, 90-yard punt return. Sgroi converts. (2:28)

Third Quarter

STAN—Lewis, 1-yard run. Sgroi converts. (0:01)

Fourth Quarter


UCLA—Drew, 2-yard run. Medlock converts. (5:28)

Statistics

UCLA		STAN
24	First Downs	10
36/48	Carries/Net Yards Rushing	41/115
239	Net Yards Passing	91
43-24-1	Passes Att/Comp/Int.	20-12-1
79/287	Total Plays/Total Yards	61/206

Top Individuals

Rushing—Tolon (S) 24-87-0, Drew (U) 17-65-2. Passing—Moore (U) 31-19-0-145-1, Olson (U) 12-5-0-94-0, Lewis (S) 20-12-1-91-1. Receiving—Bragg (U) 6-86-0, Smith (U) 5-47-0, Powell (S) 5-40-0. Smith (S) 4-38-0, Lewis (U) 4-36-0. UCLA Tackles—Havner 8, Short 7, Clark 6, Chillar 6, London 5, Page 5, Niusulu 5.



GAME SUMMARIES

Game 10 — Nov. 8, 2003 at Pullman, WA #12 Washington State 31, UCLA 13

PULLMAN, WA — UCLA fell behind early, rallied to within eight points, but could get no closer, and dropped a 31-13 decision to Washington State in Pullman, WA.

The Cougars took advantage of good field position to build a 14-0 lead just 6:12 into the game, starting its second and third possessions at the UCLA 48 and 35-yard lines and scoring on drives of two and three plays.

In the second quarter, UCLA closed to within eight points (14-6) on field goals of 46 and 32 yards by Justin Medlock and forced a punt from the Cougar eight-yard line with just over two minutes to play in the half. Craig Bragg returned the punt 29 yards to the WSU 16 but fumbled when hit. The Cougars returned the ball 72 yards to the Bruin 12-yard line and scored on the next play. On UCLA's ensuing possession, a low snap resulted in punter Chris Kluwe being tackled at the nine-yard line. The Cougars scored on their next play for a 28-6 halftime lead.

On UCLA's second possession of the second half, it drove 61 yards in nine plays and scored when Matt Moore hit Craig Bragg for a 34-yard touchdown. However, the Bruins could get no closer and WSU added a field goal with 5:36 remaining for the final margin.

Defensively, UCLA held the Cougars to just 323 yards. All four of Washington State's touchdown drives began inside UCLA territory, including one at the nine-yard line and another at the 12-yard line. The Bruins forced seven turnovers (four fumbles and three interceptions) but could only convert two of them into field goals.

Spencer Havner led the Bruins with a career-high 13 tackles, including 2.0 for losses. Brandon Chillar (1.5 for losses) and Justin London each added nine tackles while C.J. Niusulu made a career-best six tackles, including 2.5 for losses. Ben Emanuel had five tackles, his fifth career interception against WSU, forced one fumble and recovered two more. Dave Ball recorded one sack among his four tackles, giving him school records for sacks in a season (13.5) and a career (27.5).

Offensively, the Bruins accounted for 365 yards (220 in the air and 145 on the ground) to outgain the Cougars but committed six offensive turnovers (seven overall) -- three interceptions and three fumbles.

Tyler Ebell, who missed much of the week of practice due to the flu, came off the bench to record the seventh 100-yard game of his career, finishing with 105 yards on 12 carries. Maurice Drew, starting for the first time, added 80 yards but lost two fumbles.

Matt Moore completed 11 of 29 passes for 138 yards with one touchdown and two interceptions and Drew Olson came off the bench in the fourth quarter to complete seven of 12 passes for 82 yards with one interception.

Craig Bragg led the receivers with five receptions for 72 yards, including a 34-yard touchdown. He also moved into UCLA's career Top Five in both receptions and receiving yardage.

Scoring

UCLA	0	6	7	0	—	13
Washington St.	14	14	0	3	—	31
Weather: Overcast (48°)						Attendance: 33,846

First Quarter

WSU—Smith, one-yard run. Dunning converts. (9:51)
WSU—Bienemann, 32-yard pass from Kegel. Dunning converts. (8:48)

Second Quarter

UCLA—Medlock, 46-yard field goal. (9:20)
UCLA—Medlock, 32-yard field goal. (2:55)
WSU—Smith, 12-yard run. Dunning converts. (1:56)
WSU—Smith, 9-yard run. Dunning converts. (1:22)

Third Quarter

UCLA—Bragg, 34-yard pass from Moore. Medlock converts. (8:07)

Fourth Quarter

WSU—Dunning, 42-yard field goal. (5:36)

Statistics

UCLA	WSU
18	14
42/145	49/146
220	177
42-18-3	22-8-3
84/365	71/323

Top Individuals

Rushing—Smith (W) 36-130-3, Ebell (U) 12-105-0, Drew (U) 23-80-0.
Passing—Moore (U) 29-11-2-138-1, Kegel (W) 5-3-0-95-1, Swogger (W) 16-5-2-82-0, Olson (U) 12-7-1-82-0. Receiving—Smith (W) 4-85, Bragg (U) 5-72, Smith (U) 5-60, Lunde (W) 3-60. UCLA Tackles—Havner 13, Chillar 9, London 9, Niusulu 6, Emanuel II 5, Page 5.

WSU COUGARS

2003 SENIOR OFFENSE

WASHINGTON STATE VS. UCLA

NOVEMBER 8 • 2003

SPECIAL FORCES
YOUNG COUGARS BRING AN IMPACT ON SPECIAL TEAMS PG. 44

COUGS MAKING A POSITIVE IMPACT
PG. 33

WSU COLORS... PINK & BLUE!
COUGAR TRADITIONS PG. 2

GAME SUMMARIES

Game 11 — Nov. 15, 2003 at Rose Bowl Oregon 31, UCLA 13

PASADENA — UCLA fell behind early and couldn't recover, dropping a 31-13 decision to Oregon at the Rose Bowl. The Bruin defense limited the Ducks to just 228 yards and two touchdowns, but UCLA yielded touchdowns on offense and special teams in the first quarter to put the team in a hole. On UCLA's first possession, Oregon's Jerry Watson intercepted Drew Olson's first pass and returned it 22 yards for a 7-0 lead. Oregon then drove 80 yards on its first possession to take a 14-0 lead.

UCLA rallied for a field goal to make the score 14-3 but the Ducks countered with a 97-yard kickoff return by Kenny Washington for a 21-3 lead. The Ducks led 31-6 at halftime. In the second half, UCLA held the Ducks to 55 net yards on 25 plays. The only score of the final 30 minutes came with 12 seconds remaining when Olson hit Akil Harris for a three-yard touchdown.

On the afternoon, UCLA's defense held Oregon to 228 yards -- 183 in the air and 45 on the ground -- and 17 points, shutting the Ducks out in the second half. Brandon Chillar led the way with 14 tackles, tying his career high, and also recovered a fumble in the second quarter. Matt Ware made eight tackles, Ben Emanuel added seven tackles and Justin London added six stops. Dave Ball recorded two sacks among his four tackles, increasing his season record to 15.5 sacks.

Offensively, UCLA accounted for 327 yards -- 249 in the air and 78 on the ground. Drew Olson, who returned to the

starting lineup, completed 29 of 49 passes for 249 yards with one touchdown and one interception. His 49 attempts rank No. 2 in school history behind Dennis Dummit's 51 (California, 1970) while his 29 completions are tied for No. 2 on that list behind Troy Aikman's 32 (USC, 1988).

Craig Bragg tied his career high with 10 receptions for 115 yards and moved into fourth place on UCLA's career receiving list (149). Maurice Drew made four receptions and senior Akil Harris made three catches for 29 yards, including UCLA's lone touchdown of the day. Tyler Ebell led the ground game with 68 yards on six carries.

Scoring

Oregon	21	10	0	0	—	31
UCLA	3	3	0	7	—	13
Weather: Overcast (68°)		Attendance: 56,083				

First Quarter

ORE—Watson, 22-yard interception return. Siegel converts. (13:48)

ORE—Parker, 40-yard pass from Clemens. Siegel converts. (6:20)

UCLA—Medlock, 35-yard field goal. (3:47)

ORE—Washington, 97-yard kickoff return. Siegel converts. (3:35)

Second Quarter

ORE—Siegel, 51-yard field goal. (13:30)

UCLA—Medlock, 37-yard field goal. (9:28)

ORE—Day, 18-yard pass from Clemens. Siegel converts. (6:06)

Fourth Quarter

UCLA—Harris, 3-yard pass from Olson. Medlock converts. (0:12)

Statistics

ORE	UCLA
13	19
30/45	32/78
183	249
28-21-0	49-29-1
58/228	81/327

Top Individuals

Rushing—Ebell (U) 6-68-0, Whitehead (O) 11-30-0, Drew (U) 13-25-0.
 Passing—Olson (U) 49-29-1-249-1, Clemens (O) 27-21-0-183-2.
 Receiving—Bragg (U) 10-115-0, Parker (O) 6-82-1, Day (O) 3-33-1,
 Harris (U) 3-29-1, Whitehead (O) 6-26-0. UCLA Tackles—Chillar 14,
 Ware 8, Emanuel II 7, London 6, Havner 5.

BRUINS
FOOTBALL 03-04

BEN EMANUEL
SENIOR LINE BACKER

MATT WARE
SENIOR LINE BACKER

vs. OREGON DUCKS
Saturday, November 15 at the Rose Bowl

SENIOR SALUTE
VETERANS AND ARMED
FORCES APPRECIATION DAY

GAME SUMMARIES

Game 12 — Nov. 22, 2003 at Los Angeles #2 USC 47, UCLA 22

LOS ANGELES—USC scored three touchdowns in its first three possessions and added a field goal on its fourth on the way to a 47-22 win at the Los Angeles Coliseum.

Matt Leinart connected with Mike Williams on a 21-yard touchdown pass to put the Trojans ahead, 7-0, after less than three minutes of play. After a one-yard scoring run by LenDale White and another Williams touchdown catch, UCLA trailed 21-0 with 11 minutes to play in the first half.

The Bruins would get on the board in the second quarter as Matt Clark returned a blocked USC PAT kick for UCLA's first two points of the contest. At the half, UCLA trailed 33-2. In the second half, the Bruins limited the Trojan attack to 98 yards and 14 points, while the UCLA offense got rolling.

Drew Olson found Mercedes Lewis in the end zone for a 17-yard score and the first Bruin touchdown of the day with five seconds left in the third quarter.

Maurice Drew would provide a spark for UCLA in the fourth quarter when he returned a kickoff 99 yards for a Bruin score. Olson would also connect with Joe Cowan on a two-yard scoring strike for his second passing touchdown of the afternoon.

Olson set a new career-high with 266 yards in the air. He was 21-of-39 with two touchdowns and one interception.

As an offensive unit, UCLA gained 294 yards -- 283 in the air and eleven on the ground (54 yards were lost due to sacks).

Drew led Bruin receivers with 76 yards on four receptions.

Senior tight end Blane Kezirian also caught four passes for 33 yards. Craig Bragg gained 30 yards on three catches, while Idris Moss had two grabs for 66 yards. Moss' 44-yard pass from Olson in the fourth quarter, which set up the Cowan score, was the biggest offensive play of the day.

Defensively, UCLA held the Trojan offense to 444 yards, 123 coming on the ground. The Bruins recovered a pair of Trojan fumbles on the day.

Justin London led all UCLA tacklers with nine tackles. Linebackers Spencer Havner and Brandon Chillar each recorded six tackles. Matt Clark and Jarrad Page each posted five tackles, while Page recovered a fumble in the second quarter.

Senior defensive tackle Dave Ball recorded the only Bruin sack of the day, improving his best-in-the-nation total to 16.5.

Scoring

UCLA	0	2	7	13	—	22
USC	14	19	14	0	—	47
Weather: Clear (63°)	Attendance: 93,172					

First Quarter

USC—Williams, 21-yard pass from Leinart. Killeen converts. (12:09)
USC—White, 1-yard run. Killeen converts. (5:13)

Second Quarter

USC—Williams, 4-yard pass from Leinart. Killeen converts. (14:57)
USC—Killeen, 38-yard field goal. (11:09)
USC—Udeze, 0-yard fumble recovery. Kick blocked. (6:26)

UCLA—Clark, PAT return. (6:26)

USC—Killeen, 32-yard field goal. (1:14)

Third Quarter

USC—Patterson, 52-yard fumble recovery. Killeen converts. (8:24)
UCLA—Lewis, 17-yard pass from Olson. Medlock converts. (0:05)
USC—Bush, 96-yard kickoff return. Killeen converts. (0:00)

Fourth Quarter

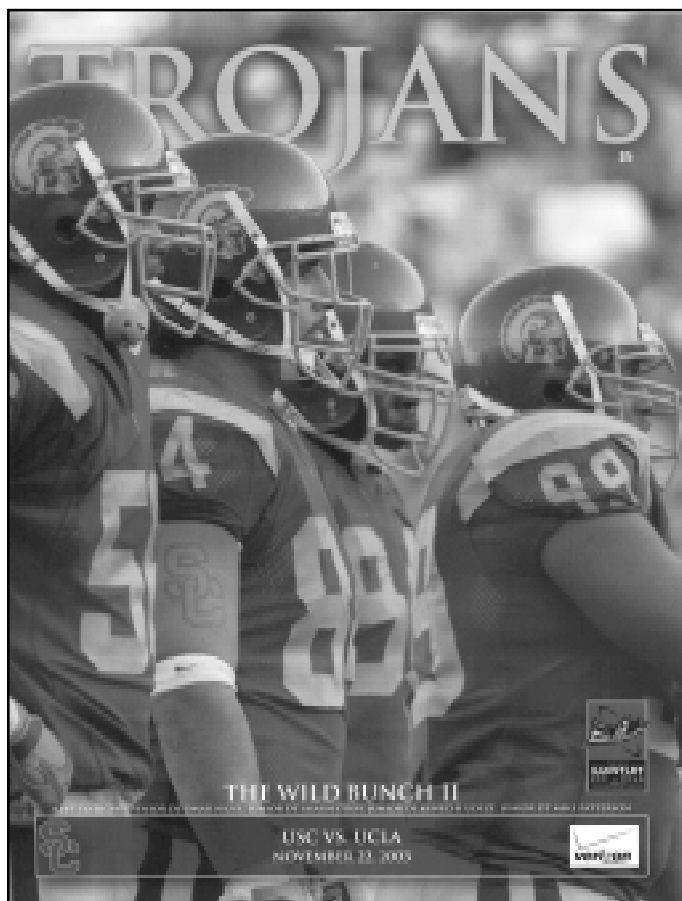
UCLA—Drew, 99-yard kickoff return. Conversion pass failed. (14:43)
UCLA—Cowan, 2-yard pass from Olson. Medlock converts. (1:02)

Statistics

UCLA	USC
16	23
29/11	34/123
283	321
40-22-1	41-27-0
69/294	75/444

Top Individuals

Rushing—Dennis (SC) 12-69-0, White (SC) 10-33-1, Drew (U) 10-27-0.
Passing—Leinart (SC) 32-23-0-289-2, Olson (U) 39-21-1-266-2.
Receiving—Williams (SC) 11-181-2, Drew (U) 4-76-0, Moss (U) 2-66-0, Colbert (SC) 4-41-0. UCLA Tackles—London 9, Chillar 6, Havner 6, Page 5, Clark 5.



GAME SUMMARIES

Game 13 — Dec. 30, 2003 at San Jose, CA Fresno State 17, UCLA 9 (Silicon Valley Classic)

SAN JOSE — Fresno State scored early and held off a determined second half effort by UCLA to gain a 17-9 win over the Bruins in the Silicon Valley Football Classic played on a crisp and wet evening at San Jose State's Spartan Stadium.

Fresno State's initial possession of the game ended on the first play after Dave Ball tipped a pass attempt and Rodney Leisle came down with the interception. However, the Bruins could not mount a drive and were forced to punt. Fresno State responded with an 80-yard drive and took a 7-0 lead on a one-yard run by Bryson Sumlin midway through the first quarter.

UCLA's next drive stalled at the Fresno 43-yard line and Fresno State answered with its second touchdown of the game. Sumlin gathered in quarterback Paul Pinegar's swing pass and raced down the right sideline for the Bulldog score with 1:30 remaining in the first quarter.

A Fresno State field goal early in the second quarter made it 17-0. It was not until late in the quarter that the Bruin offense gained some momentum. UCLA managed a 97-yard drive to narrow the gap to 17-7 at the half. The drive was helped by a running into the punter penalty and a 15-yard late hit penalty after a Craig Bragg catch and run moved the ball to the Fresno 27 yard line. Two plays later, Drew Olson connected with Bragg, who made a spectacular diving catch in the right side of the end zone with 20 seconds remaining in the half.

UCLA began the second half by driving to Fresno State's 29-yard line. On fourth-and-two, the Bruins elected to try a field goal. Justin Medlock's 47-yard attempt fell short in the poor weather and wet field conditions.

However, the Bruin defense held tough and Asi Faa broke free and blocked Fresno State's punt for a safety to pull UCLA within a touchdown and a two-point conversion at 17-9 with 7:11 left to play in the third quarter.

The Bruins had a chance to cut further into the Fresno State lead when they forced the Bulldogs to punt from their own one-yard line in a fourth-and-22 situation. However, Maurice Drew was called for a roughing the punter penalty to give Fresno State an automatic first down.

The Bruins had one more chance late in the fourth quarter, after getting the ball at their own 25-yard line with 3:55 to play. After a couple of completions to tight end Marcedes Lewis, Olson had his pass deflected at the line and intercepted.

Scoring

UCLA	0	7	2	0	—	9
Fresno State	14	3	0	0	—	17
Weather: Cool, Wet (54°)		Attendance: 20,126				

First Quarter

FSU—Sumlin, 1-yard run. Visintainer converts. (7:24)

FSU—Sumlin, 44-yard pass from Pinegar. Visintainer converts. (1:30)

Second Quarter

FSU—Visintainer, 36-yard field goal. (12:29)

UCLA—Bragg, 27-yard pass from Olson. Medlock converts (0:20)

Third Quarter


UCLA—Team safety, after punt blocked by Faa. (7:11)

Statistics

UCLA	FSU	
11	First Downs	20
25/68	Carries/Net Yards Rushing	49/156
96	Net Yards Passing	133
31-11-1	Passes Att/Comp/Int.	26-12-1
56/164	Total Plays/Total Yards	75/289

Top Individuals

Rushing—Davis (FS) 13-77-0, Wright (FS) 13-58-0, Drew (U) 17-65-0.
 Passing—Pinegar (FS) 26-12-1-133-1, Olson (U) 31-11-1-96-1.
 Receiving—Bragg (U) 5-71-1, Wood (FS) 3-33-0, Cowan (U) 3-16-0,
 Lewis (U) 2-13-0. UCLA Tackles—Leisle 10, Ohaeri 9, McNeal 7, Lorier 7, Niusulu 7, Havner 7.



THE LAST TIME ...

- Scored on kickoff return: Maurice Drew vs USC, 2003 (99 yards)
- Was scored upon by kickoff return: Reggie Bush of USC, 2003 (96 yards)
- Scored on punt return: Craig Bragg vs New Mexico, 2002 (74 yards)
- Was scored upon by punt return: Luke Powell of Stanford, 2003 (90 yards)
- Scored on blocked punt (TD): Jibril Raymo vs San Diego St., 2002
- Scored on blocked punt (Safety): Team vs Fresno St., 2003
- Was scored upon by blocked punt: Ricky Bryant of Ohio State, 2001
- Scored on an interception: Rodney Leisle vs Arizona, 2003 (55 yards)
- Was scored upon by interception: Jerry Watson of Oregon, 2003 (22 yards)
- Scored on a fumble recovery: Rodney Leisle vs Washington, 2003 (0 yards)
- Was scored upon by fumble recovery: Mike Patterson of USC, 2003 (52 yards)
- Scored a safety: by team vs Fresno State, 2003
- Was scored upon by safety: Sekou Sanyika of California, 1998
- Scored on a failed extra point attempt: Matthew Clark vs USC, 2003
- Was scored on by a failed extra point attempt: NA
- Shut out an opponent: vs NE Louisiana, 44-0, 1996
- Was shut out by opponent: by USC, 0-27, 2001
- Last time UCLA did not allow a touchdown: 2003 vs Illinois
- Last time UCLA did not score a touchdown: 2003 vs Illinois
- Last time UCLA did not allow a field goal: 2003 vs Stanford
- Last time UCLA did not score a field goal: 2003 vs Fresno State
- Last time UCLA scored a two-point PAT: Manuel White from Drew Olson pass vs Washington, 2003 (3rd quarter)
- Last time an opponent scored a two-point conversion: California in 2003 (4th quarter)
- Last time UCLA blocked a PAT: vs USC, 2003 (2nd quarter)
- Last time UCLA had a PAT blocked: 2002 vs Oregon (3rd quarter)
- Last time UCLA blocked a field goal: Spencer Havner vs California, 2003 (4th quarter)
- Last time UCLA had a field goal blocked: 2002 vs California (4th quarter)
- Last time UCLA blocked a punt: Asi Faoa vs Fresno State, 2003 (3rd quarter)
- Last time UCLA had a punt blocked: 2002 vs Washington State (3rd quarter)
- Last Bruin to throw five touchdown passes: Cade McNown vs Miami, 1998
- Last Bruin to throw four touchdown passes: Cory Paus vs California, 2000
- Last Bruin to throw three touchdown passes: Cory Paus vs Oregon, 2002
- Last Bruin to score four touchdowns: DeShaun Foster vs Washington, 2001 (four rushing)
- Last Bruin to score three receiving touchdowns: Craig Bragg vs Oregon, 2002
- Last Bruin to score four receiving touchdowns: J.J. Stokes vs Washington, 1993
- Last Bruin to score four rushing touchdowns: DeShaun Foster vs Washington, 2001
- Last Bruin run of 50+ yards: Tyler Ebell vs Oregon, 2003 (54 yards)
- Last Bruin run of 60+ yards: Maurice Drew vs Arizona State, 2003 (83 yards)
- Last Bruin run of 80+ yards: Maurice Drew vs Arizona State, 2003 (83 yards)
- Last Bruin run of 90+ yards: DeShaun Foster vs Washington, 2001 (92 yards)
- Last Bruin pass of 50+ yards: Matt Moore to Craig Bragg vs Arizona State, 2003 (52 yards)
- Last Bruin pass of 70+ yards: Cory Paus to Craig Bragg vs Oregon, 2002 (71 yards)
- Last pair of Bruins to rush for 100+ yards: Jermaine Lewis (104 yards) and Akil Harris (100 yards) vs Arizona State, 2000
- Last Bruin to rush for 100+ yards: Tyler Ebell vs Washington State, 2003 (105 yards)
- Last Bruin to rush for 150+ yards: Maurice Drew vs Arizona State, 2003 (176 yards)
- Last Bruin to rush for 200+ yards: Tyler Ebell vs Oregon State, 2002 (203 yards)
- Last Bruin to rush for 225+ yards: DeShaun Foster vs Washington, 2001 (301 yards)
- Last Bruin to pass for 300+ yards: Cory Paus vs Oregon, 2002 (316 yards)
- Last Bruin to pass for 400+ yards: Cade McNown vs Miami, 1998 (513 yards)
- Last Bruin to have 100+ receiving yards: Craig Bragg vs Oregon, 2003 (115 yards)
- Last Bruin to have 100+ yards rushing and receiving: Skip Hicks vs Washington, 1997 (147 rushing and 106 receiving)
- Last Bruin to kick four field goals: Nate Fikse vs Stanford, 2002 (five)
- Last Bruin field goal of 50+ yards: Nate Fikse vs Arizona, 2002 (51 yards)
- Last time UCLA scored four touchdowns in one quarter: Third quarter vs Arizona State, 2000
- Last time UCLA scored 40+ points in one half: First half vs BYU, 1993 (40)
- Last time UCLA scored 50+ points in one half: First half vs Colorado, 1980 (56)
- Last time UCLA rallied from 21-point deficit: 2000 vs Arizona State (0-21, second quarter to 38-31); 1982 at Michigan (0-21, second quarter to 31-27)
- Last time UCLA played in the rain: 1998 at Oregon State
- Last time UCLA played in the rain at home: 1982 vs Oregon
- Last time UCLA played in 100 degree heat: 2000 vs Michigan (103° on Sept. 16)
- Last time UCLA played in 40 degree or lower temperature: 2000 at Washington (40° on Nov. 11)