


14 SUPER DUTY®



SPECIFICATIONS



F-250 XL Crew Cab in Oxford White customized with 5" black step bars, fog lamps, smoked hood and side window deflectors, heavy-duty splash guards, commercial-grade tool/cargo box by Delta^{®1} and Ford Commercial Graphics by 3M Original Wraps¹

5th-wheel hitch kits (18K, 25K)

All-weather floor mats

Remote start systems

Wheel-well liners

Exterior

- Exhaust tip
- Hitch-mounted bike carriers¹
- Hood protector¹
- Splash guards
- Sportz[®] tents¹
- Stainless steel wheel covers¹
- Step bars
- Trailer towing accessories
- Wheel lock kit

Interior

- Ash cup/coin holders
- Cargo organizers and protectors
- Carpeted floor mats
- Leather-trimmed interior seating¹
- Protective seat covers¹

Bed Products

- Bed extenders, mats and liners
- Cable lock¹
- Retractable stake pocket tie-downs¹
- Tonneau covers¹

Electronics

- Crew Chief™ powered by Telogis^{®1}
- Keyless entry keypad
- Portable DVD rear-seat entertainment systems¹
- Remote Access
- Speed control
- Vehicle security systems
- Warning sensor systems¹

SUPER DUTY® SPECIFICATIONS

STANDARD FEATURES

Mechanical

- 97,500-mile tune-up interval² (gas engine)
- Battery saver
- Conventional spare tire/wheel/jack with underframe carrier (crank-down type)
- Engine-only traction control (EOTC) (DRW only)
- Fail-Safe Engine Cooling System (gas engine)
- Fuel tank – 26-gallon capacity (F-250/F-350 137", 142" and 156" WB with diesel engine)
- Fuel tank – 35-gallon capacity (gas engine)
- Fuel tank – 37.5-gallon capacity (F-250/F-350 158" and 172" WB with diesel engine, and F-450)
- Power steering
- Stabilizer bar – Front
- Stabilizer bar – Rear (DRW only)
- Stainless steel exhaust system (major components)
- Stationary elevated idle control (SEIC)³
- Steering damper

Tire Pressure Monitoring System (SRW only; excludes spare)

Trailer hitch receiver – 12.5K (2") Built Ford Tough[®] (SRW with gas engine; SRW with diesel engine and 137" and 142" WB)

Trailer hitch receiver – 14K (2.5") Built Ford Tough (SRW with diesel engine and 156", 158" and 172" WB)

Trailer hitch receiver – 15K (2.5") Built Ford Tough (DRW with 156" and 158" WB; DRW with gas engine and 172" WB)

Trailer hitch receiver – 18.5K (2.5") Built Ford Tough (F-350 DRW with diesel engine and 172" WB; F-450)

Trailer hitch receiver – 2" sleeve reducer (vehicles with 2.5" receiver)

Interior

- Assist and ride handles
- Coat hooks – 1 (Regular Cab); 2 in rear of cab (SuperCab and Crew Cab)
- Dome light (front and rear with Crew Cab)
- Overhead console with garage door opener storage and sunglasses storage (SuperCab and Crew Cab)
- Powerpoints – 12-volt, 2 on instrument panel
- Windows – Flip-open rear quarter (SuperCab)

Exterior

- 7-/4-pin trailer tow connector and trailer brake wiring kit (in-cab; no controller)
- Bumpers – Front and rear step
- Cargo box – Cargo tie-down hooks (4 in 6¾' box; 6 in 8' box)
- Cargo box – Integrated lamp with center high-mounted stop lamp
- Cargo box – Partitionable and stackable with stake pockets
- Dual-beam jewel-effect headlamps
- Intelligent 3-blink turn signal
- Roof clearance lamps (DRW)
- Underhood service lamp
- Windshield wipers – Intermittent

Safety & Security

- AdvanceTrac[®] with RSC[®] (Roll Stability Control™) (SRW only)
- Airbags⁴ – Driver and right-front-passenger front
- Airbags⁴ – Front-seat side
- Airbags⁴ – Safety Canopy[®] System with roll-fold side-curtain airbags
- Belt-Minder[®] front safety belt reminder
- Brake/shift interlock
- Brakes – Power 4-wheel vented-disc with Anti-Lock Brake System (ABS)
- Child-safety-seat top tether anchors (Regular Cab front passenger and all rear-seat positions)
- Fuel pump inertia shutoff switch
- Headlamps-on, key-in-ignition and door ajar alert chimes
- Passenger airbag deactivation switch (Regular Cab, SuperCab)
- Safety belts – Energy-management retractors at front-outboard positions
- Safety belts – Height-adjustable at front-outboard positions
- SecuriLock[®] Passive Anti-Theft System
- Side-intrusion door beams
- SOS Post-Crash Alert System™
- Spare tire/wheel lock



F-250 XL Regular Cab 4x2. Sterling Gray. XL Appearance Package. Available equipment.



XL Regular Cab. Steel HD vinyl trim. XL Appearance Package. Available equipment.

Includes all standard features, plus:

Mechanical

- 6.2L SOHC 2-valve Gas V8 Flex Fuel E85-capable engine (n/a on F-450)
- 6.7L Power Stroke® V8 Turbo Diesel B20-capable engine (standard on F-450)
- TorqShift® heavy-duty 6-speed SelectShift® automatic transmission
- Alternator – 157-amp heavy-duty
- Hill start assist
- Integrated trailer brake controller (DRW)
- Manual 4-Wheel-Drive System with manual locking hubs (4x4 models only)
- Trailer sway control
- 17" argent-painted steel wheels (F-250/F-350)
- 17" polished forged-aluminum wheels (F-450)
- LT245/75R17 all-season BSW tires

Seating

- 40/20/40 split front seat with armrest, cupholders and storage
- 60/40 split flip-up rear seat (SuperCab only)
- 60/40 split flip-up/fold-down rear bench seat with outboard and center head restraints (Crew Cab only)
- HD vinyl seats
- Lumbar support for driver's seat

Interior

- AM/FM stereo with digital clock and 2 speakers
- Air conditioning
- Climate controls – Manual
- Door locks – Manual
- Flooring – Black vinyl

- Message center – Multifunction plus trip computer includes odometer, trip odometer, engine oil monitor, engine-hour meter, engine-idle meter (gas engine only), distance to empty, average fuel economy, warning messages, system check, language selection and Ice Blue® Lighting
- Mirror – Manual day/night rearview
- MyKey®
- Steering column – Manual tilt/telescoping
- Steering wheel – Black urethane with 3-button message center controls
- Visors with passenger mirror
- Window – Rear, fixed-glass
- Windows – Manual

Exterior

- Bumpers – Black-painted with grained top cover
- Cab steps – 6" angular black molded (DRW only)
- Cargo box – Black box top and tailgate moldings
- Door handles – Black
- Glass – Solar-tinted
- Grille – Black
- Mirrors – Manually telescoping trailer tow with 2-way fold and manual glass
- Quick-release tailgate with tailgate assist and lock
- Tow hooks – Black, 2 in front

Available Options

Mechanical

- 6.7L Power Stroke V8 Turbo Diesel B20-capable engine (standard on F-450)
- Electronic shift-on-the-fly (ESOF) 4-Wheel-Drive System with auto/manual locking hubs (4x4 models only)
- 5th-wheel hitch kit (requires 8' box; includes 18K hitch on SRW or 25K hitch on DRW)¹
- Gooseneck hitch kit¹
- Alternator – Single, 200-amp extra-heavy-duty
- Alternators – Dual, 357-amp total (diesel engine only)
- Engine block heater (standard in 15 cold-weather states)
- Integrated trailer brake controller (standard on F-350 DRW/F-450)
- Operator-commanded exhaust filter regeneration (diesel engine only)
- Power take-off (PTO) provision allows transmission-mounted live-drive and stationary modes (diesel engine only)
- Rear axle – Electronic-locking (F-250/F-350 SRW only)
- Rear axle – Limited-slip (F-350 DRW only; standard on F-450)
- 17" 6-spoke cast-aluminum wheels – 4 (F-250/F-350 SRW)
- 17" polished forged-aluminum wheels – 4 (F-350 DRW)

- 18" argent-painted steel wheels – 4 (F-350 SRW)
- Stainless steel wheel covers (requires 17" argent-painted steel DRW wheels)²
- LT245/75R17 all-terrain BSW tires – 5
- LT265/70R17 all-terrain OWL tires – 4 (F-250/F-350 SRW)
- LT275/65R18 all-season BSW tires – 5 (F-350 SRW)
- LT275/70R18 all-terrain BSW tires – 4 (F-350 SRW 4x4)

Seating

- 40/20/40 split cloth front seat with armrest, cupholders and storage
- 40/mini-console/40 front bucket seats (HD vinyl or cloth)

Interior

- Ford SYNC® voice-activated, in-vehicle connectivity system with SYNC AppLink™ (requires XL Value Package or XL Appearance Package, and steering wheel-mounted audio controls)
- Rapid-heat supplemental cab heater (requires diesel engine and alternator upgrade)
- Remote Start System (requires Power Equipment Group)
- Steering wheel-mounted audio controls (requires SYNC)
- Upfitter switches located on instrument panel (4)

Exterior

- Bed mat (restrictions apply)
- Bedliner – Plastic drop-in
- Bedliner – Tough Bed® spray-in includes tailgate guard and black bed bolts
- Cab steps – 6" angular black molded (standard on DRW)
- Cable Lock by Master Lock®²
- Crew Chief™ powered by Telogis®² – Fleet tracking system (includes 1 year of Crew Chief service)
- Exterior backup alarm²
- Pickup box delete (F-250/F-350 only; requires 8' box; n/a with 20" wheels or FX4 Off-Road Package)
- Roof clearance lamps (standard on DRW)
- Skid plates – Transfer case and fuel tank (4x4 only)
- Soft roll-up tonneau cover²
- Splash guards (front and rear on SRW; rear only on DRW)
- Tailgate step includes step, tailgate assist and grab bar
- Wheel-well liners (SRW only)

Available Packages

XL Appearance Package³ (n/a with XL Value Package) includes AM/FM stereo/single-CD player with MP3 capability, digital clock, 4 speakers, cruise control, 17" argent-painted steel wheels with bright center caps (SRW only), chrome grille surround, and chrome bumpers

XL Value Package (n/a with XL Appearance Package) includes AM/FM stereo/single-CD player with MP3 capability, digital clock, 4 speakers, cruise control, 17" argent-painted steel wheels with bright center caps (SRW only), and chrome bumpers

5th-Wheel/Gooseneck Trailer Tow Prep Package includes 1 under-bed-frame crossmember, 5 pickup bed 5th-wheel/gooseneck attachment points and close-out plugs, and an integrated 7-pin connector on the driver's side pickup bed wall

9,900-lb. GVWR Package (F-250)

10,000-lb. GVWR Package (F-350 SRW)

11,400-lb. GVWR Package (F-350 SRW 4x4 and F-350 SRW SuperCab/Crew Cab 4x2 with 8' box; requires 18" wheels and diesel engine)

Camper Package includes front springs upgrade (unless maximum springs have been computer-selected as included equipment), rear stabilizer bar (SRW), slide-in-camper certification and auxiliary rear springs on F-250 (restrictions apply)

CNG/LPG Gaseous Engine Prep Package includes hardened engine intake valves and valve seats and bi-fuel manifold (F-250/F-350 with gas engine only)

FX4 Off-Road Package includes transfer case and fuel tank skid plates, Hill Descent Control™ (SRW only), Rancho® shocks and FX4 Off-Road box decals (restrictions apply)

Heavy-Service Front Suspension Package includes front springs upgrade (unless maximum springs have been computer-selected as included equipment; restrictions apply)

Power Equipment Group includes power door locks and front windows (plus rear on Crew Cab) with front one-touch-down feature; manually telescoping trailer tow mirrors with 2-way fold, power/heated glass, heated manual spotter mirrors, and integrated clearance lamps and turn signal indicators; accessory delay; Remote Keyless Entry System with 2 integrated keyhead transmitter remotes; and anti-theft perimeter alarm

Snow Plow Prep Package includes computer-selected springs for snow plow application and extra-heavy-duty alternator with diesel engine only (4x4 only; restrictions apply)



Argent-Painted Steel
17" Standard: **F-250/F-350 SRW**
18" Optional: **F-350 SRW**



17" Argent-Painted Steel w/Bright Center Cap
Included: **F-250/F-350 SRW w/Value Package or Appearance Package**



17" Argent-Painted Steel
Standard: **F-350 DRW**



17" Argent-Painted Steel w/Stainless Steel Cover
Optional: **F-350 DRW**



17" Polished Forged-Aluminum
Standard: **F-450 DRW**
Optional: **F-350 DRW**



17" 6-Spoke Cast-Aluminum
Optional: **F-250/F-350 SRW**

¹Requires 5th-Wheel/Gooseneck Trailer Tow Prep Package. See your dealer for details. ²Ford Licensed Accessory. See your dealer for limited warranty details. ³Late availability.

XLT



F-350 XLT Crew Cab 4x4. Ingot Silver. XLT Premium Package. Available equipment.



XLT Crew Cab. Steel cloth trim. Flow-through center console. Available equipment.

Includes all XL features, plus:

Mechanical

Integrated trailer brake controller (SRW)
17" 6-spoke cast-aluminum wheels (SRW)

Seating

4-way adjustable driver and right-front-passenger head restraints
40/20/40 split front seat with center under-seat lockable storage with 12-volt powerpoint and center armrest with cupholders and storage
60/40 split flip-up/fold-down rear bench seat with bag hooks, dual integrated cupholders and tray, outboard head restraints, center head restraint, and lockable under-seat partitioned storage with 12-volt powerpoint (Crew Cab only)
Cloth seats

Interior

AM/FM stereo/single-CD player with MP3 capability, digital clock, 4 speakers and auxiliary audio input jack
Ford SYNC® voice-activated, in-vehicle connectivity system with SYNC AppLink™
Accessory delay for power features
Cruise control
Door locks – Power
Flooring – Color-coordinated carpet
Flooring – Color-coordinated carpeted floor mats
Steering wheel – Black urethane with secondary audio, cruise and 3-button message center controls
Visors with covered driver and passenger mirrors
Windows – Power with front one-touch-down feature

Exterior

Anti-theft perimeter alarm
Bumpers – Chrome with grained top cover
Glass – Privacy (rear doors and rear window)
Grille – Chrome
Mirrors – Manually telescoping trailer tow with 2-way fold, power/heated glass, heated manual spotter mirrors, and integrated clearance lamps and turn signal indicators
Remote Keyless Entry System with 2 integrated keyhead transmitter remotes

Available Options

Mechanical

6.7L Power Stroke® V8 Turbo Diesel B20-capable engine (standard on F-450)
Electronic shift-on-the-fly (ESOF) 4-Wheel-Drive System with auto/manual locking hubs (4x4 models only)
5th-wheel hitch kit (requires 8' box; includes 18K hitch on SRW or 25K hitch on DRW)¹
Gooseneck hitch kit¹
Alternator – Single, 200-amp extra-heavy-duty
Alternators – Dual, 357-amp total (diesel engine only)
Engine block heater (standard in 15 cold-weather states)
Operator-commanded exhaust filter regeneration (diesel engine only)

Power take-off (PTO) provision allows transmission-mounted live-drive and stationary modes (diesel engine only)
Rear axle – Electronic-locking (F-250/F-350 SRW only)
Rear axle – Limited-slip (F-350 DRW; standard on F-450)
17" polished forged-aluminum wheels – 4 (F-350 DRW)
18" cast-aluminum wheels – 4 (F-250/F-350 SRW)
Stainless steel wheel covers (requires 17" argent-painted steel DRW wheels)²
LT245/75R17 all-terrain BSW tires – 5 (F-350 DRW/F-450)
LT245/75R17 all-terrain OWL tires – 4 (F-350 DRW/F-450)
LT265/70R17 all-terrain OWL tires – 4 (F-250/F-350 SRW)
LT275/65R18 all-season BSW tires – 5 (F-250/F-350 SRW)
LT275/70R18 all-terrain BSW tires – 4 (F-250/F-350 SRW 4x4)
LT275/70R18 all-terrain OWL tires – 4 (F-250/F-350 SRW 4x4)

Seating

40/console/40 front bucket seats with 6-way power driver's seat and flow-through center console with lockable storage, two 12-volt powerpoints and a 110-volt power outlet (SuperCab and Crew Cab only)

Interior

SiriusXM Satellite Radio with 6-month trial subscription
Flooring – Black all-weather floor mats (deletes carpeted floor mats)
Rapid-heat supplemental cab heater (requires diesel engine and alternator upgrade)
Rear view camera (requires XLT Interior Package, XLT Value Package or XLT Premium Package)
Remote Start System
Upfitter switches located on instrument panel (4)
Window – Rear, manual-sliding with privacy glass (Regular Cab only)
Window – Rear, power-sliding with privacy glass and defroster (SuperCab and Crew Cab only)

Exterior

Bed mat (restrictions apply)
Bedliner – Plastic drop-in
Bedliner – Tough Bed® spray-in includes tailgate guard and black bed bolts
Body-color bodyside moldings (SRW SuperCab and Crew Cab only)
Cab steps – 6" angular black molded (standard on DRW)
Cab steps – 5" chrome tubular (SuperCab and Crew Cab only)
Cable Lock by Master Lock®²
Crew Chief™ powered by Telogis®² – Fleet tracking system (includes 1 year of Crew Chief service)
Exterior backup alarm²
Mirrors – PowerScope® power-telescoping/-folding trailer tow with power/heated glass, heated manual spotter mirrors, and integrated clearance lamps and turn signal indicators
Pickup box delete (F-250/F-350 only; requires 8' box; n/a with 20" wheels or FX4 Off-Road Package)
Reverse Sensing System (n/a with pickup box delete)
Roof clearance lamps (standard on DRW)
Skid plates – Transfer case and fuel tank (4x4 only)
Soft roll-up tonneau cover²
Splash guards (front and rear on SRW; rear only on DRW)
Stowable bed extender (F-250/F-350 SRW only)
Tailgate step includes step, tailgate assist and grab bar
Wheel-well liners (SRW only)

Available Packages

XLT Interior Package includes 6-way power driver's seat, power-adjustable pedals, autolamp/rainlamp, autolock/unlock and SecuriCode™ keyless entry keypad
XLT Value Package includes XLT Interior Package, LCD productivity screen, auto-dimming rearview mirror, Reverse Sensing System and fog lamps
XLT Premium Package includes XLT Interior Package, chrome exhaust tip, chrome tow hooks, unique chrome mirror caps, chrome cargo tie-down hooks, 6" chrome angular cab steps, 18" chrome-clad aluminum wheels with LT275/65R18 all-season BSW tires (on SRW only), LCD productivity screen, auto-dimming rearview mirror, compass, fog lamps and steering wheel-mounted audio controls (requires PowerScope mirrors; SuperCab and Crew Cab only)

5th-Wheel/Gooseneck Trailer Tow Prep Package includes 1 under-bed-frame crossmember, 5 pickup bed 5th-wheel/gooseneck attachment points and close-out plugs, and an integrated 7-pin connector on the driver's side pickup bed wall (n/a with stowable bed extender)

9,900-lb. GVWR Package (F-250)

10,000-lb. GVWR Package (F-350 SRW)

11,400-lb. GVWR Package (F-350 SRW 4x4 and F-350 SRW SuperCab/Crew Cab 4x2 with 8' box; requires 18" wheels and diesel engine)

Camper Package includes front springs upgrade (unless maximum springs have been computer-selected as included equipment), rear stabilizer bar (SRW), slide-in-camper certification and auxiliary rear springs on F-250 (restrictions apply)

CNG/LPG Gaseous Engine Prep Package includes hardened engine intake valves and valve seats and bi-fuel manifold (F-250/F-350 with gas engine only)

FX4 Off-Road Package includes transfer case and fuel tank skid plates, Hill Descent Control™ (SRW only), Rancho® shocks and FX4 Off-Road box decals (restrictions apply)

Heavy-Service Front Suspension Package includes front springs upgrade (unless maximum springs have been computer-selected as included equipment; restrictions apply)

Snow Plow Prep Package includes computer-selected springs for snow plow application and extra-heavy-duty alternator with diesel engine only (4x4 only; restrictions apply)



17" Argent-Painted Steel
Standard: **F-350 DRW**



17" Argent-Painted Steel w/Stainless Steel Cover
Optional: **F-350 DRW**



17" Polished Forged-Aluminum
Standard: **F-450 DRW**
Optional: **F-350 DRW**



17" 6-Spoke Cast-Aluminum
Standard: **F-250/F-350 SRW**



18" Chrome-Clad Aluminum
Included: **F-250/F-350 SRW w/Premium Package**



18" Cast-Aluminum
Optional: **F-250/F-350 SRW**

¹Requires 5th-Wheel/Gooseneck Trailer Tow Prep Package. See your dealer for details. ²Ford Licensed Accessory. See your dealer for limited warranty details.

LARIAT



F-450 LARIAT Crew Cab 4x4. White Platinum/Pale Adobe two-tone. Chrome Package. Available equipment.



LARIAT Crew Cab. Charcoal Black leather trim. Available equipment.

Includes all XLT features, plus:

Mechanical

Alternator – 200-amp extra-heavy-duty
Electronic shift-on-the-fly (ESOF) 4-Wheel-Drive System with auto/manual locking hubs (4x4 models only)
17" polished forged-aluminum wheels (F-350 DRW/F-450)
18" bright-machined cast-aluminum wheels (SRW)
LT275/65R18 all-season BSW tires – 5 (SRW)

Seating

40/console/40 front bucket seats and flow-through center console with lockable storage, two 12-volt powerpoints and a 110-volt power outlet
10-way power driver and front-passenger seats
Leather-trimmed seats

Interior

Premium Sound System includes AM/FM stereo/single-CD player with MP3 capability, digital clock and 8 speakers with subwoofer (SuperCab only)
Premium Audio System from Sony® includes AM/FM stereo/single-CD player with MP3 capability, digital clock, and 8 speakers with subwoofer (Crew Cab only)
SYNC® with MyFord Touch® includes an 8" color LCD touch screen in center stack; dash-top closable storage with media hub (2 USB ports, SD card reader, audio/video input jacks, and 12-volt powerpoint); and SYNC Services¹
SiriusXM Satellite Radio with 6-month trial subscription

Dual-zone electronic automatic temperature control

Message center – Driver-configurable enhanced information center with LCD productivity screen includes gauge setup, compass, trip computer, fuel economy and towing/off-road applications, SelectShift® controls, Ice Blue® Lighting, halo lighting and daytime illumination

Mirror – Auto-dimming rearview

Power-adjustable pedals

Power outlet – 110-volt on instrument panel

Rear view camera

Steering wheel – Color-coordinated leather-wrapped with secondary audio, cruise and 5-button message center controls

Visors with illuminated driver and passenger mirrors

Window – Rear, power-sliding with privacy glass and defroster

Woodgrain-style instrument panel accents

Exterior

Autolamp automatic on/off headlamps with rainlamp feature

Cab steps – 5" chrome tubular (DRW)

Door handles – Body-color

Fog lamps

Mirrors – PowerScope® power-telescoping/-folding trailer tow with power/heated glass, heated manual spotter mirrors, and integrated clearance lamps and turn signal indicators

Reverse Sensing System

SecuriCode™ keyless entry keypad

Available Options

Mechanical

6.7L Power Stroke® V8 Turbo Diesel B20-capable engine (standard on F-450)

5th-wheel hitch kit (requires 8' box; includes 18K hitch on SRW or 25K hitch on DRW)²

Gooseneck hitch kit²

Alternators – Dual, 357-amp total (diesel engine only)

Engine block heater (standard in 15 cold-weather states)

Power take-off (PTO) provision allows transmission-mounted live-drive and stationary modes (diesel engine only)

Rear axle – Electronic-locking (F-250/F-350 SRW only)

Rear axle – Limited-slip (F-350 DRW; standard on F-450)

20" premium cast-aluminum wheels – 4 (F-250/F-350 SRW 4x4 only)

20" chrome-clad aluminum wheels – 4 (requires Chrome Package; F-250/F-350 SRW 4x4 diesel engine only)

LT245/75R17 all-terrain BSW tires – 5 (F-350 DRW/F-450)

LT245/75R17 all-terrain OWL tires – 4 (F-350 DRW/F-450)

LT275/70R18 all-terrain BSW tires – 4 (F-250/F-350 SRW 4x4)

LT275/70R18 all-terrain OWL tires – 4 (F-250/F-350 SRW 4x4)

LT275/65R20 all-terrain OWL tires – 4 (F-250/F-350 SRW 4x4)

Seating

40/20/40 split leather-trimmed front seats, center under-seat lockable storage with 12-volt powerpoint, and center armrest with cupholders and storage

Heated rear outboard seats (requires LARIAT Interior Package or LARIAT Ultimate Package; Crew Cab only)

Interior

Navigation System with Premium Sound System includes HD Radio™ Technology, AM/FM stereo/single-CD player with MP3 capability, USB port, in-dash touch screen, voice-activated controls, SiriusXM Traffic and Travel Link capability, digital clock and 8 speakers with subwoofer

Flooring – Black all-weather floor mats (deletes carpeted floor mats)

Rapid-heat supplemental cab heater (requires diesel engine)

Remote Start System

Universal garage door opener

Upfitter switches located on instrument panel (4)

Exterior

Bed mat (restrictions apply)

Bedliner – Plastic drop-in

Bedliner – Tough Bed® spray-in includes tailgate guard and black bed bolts

Body-color bodyside moldings (SRW only)

Cab steps – 5" chrome tubular (standard on DRW)

Cable Lock by Master Lock®³

Crew Chief™ powered by Telogis®³ – Fleet tracking system (includes 1 year of Crew Chief service)

Exterior backup alarm³

Power-sliding moonroof (Crew Cab only)

Roof clearance lamps (standard on DRW)

Skid plates – Transfer case and fuel tank (4x4 only)

Soft roll-up tonneau cover³

Splash guards

(front and rear on SRW; rear only on DRW)

Stowable bed extender (F-250/F-350 SRW only)

Tailgate step includes step, tailgate assist and grab bar

Two-tone lower-accent paint (includes accent-color wheel-lip moldings on SRW)

Wheel-well liners (SRW only)

Available Packages

LARIAT Interior Package includes easy entry/exit memory, power, heated/cooled driver's seat; power, heated/cooled front-passenger seat; memory, power trailer tow mirrors; memory, power-adjustable pedals; and Remote Start System

LARIAT Ultimate Package includes easy entry/exit memory, power, heated/cooled driver's seat; power, heated/cooled front-passenger seat; memory, power trailer tow mirrors; memory, power-adjustable pedals; power moonroof; Navigation System; tailgate step; and Remote Start System (Crew Cab only; restrictions apply)

5th-Wheel/Gooseneck Trailer Tow Prep Package includes 1 under-bed-frame crossmember, 5 pickup bed 5th-wheel/gooseneck attachment points and close-out plugs, and an integrated 7-pin connector on the driver's side pickup bed wall (n/a with stowable bed extender)

9,900-lb. GVWR Package (F-250)

10,000-lb. GVWR Package (F-350 SRW)

11,400-lb. GVWR Package (F-350 SRW 4x4 and F-350 SRW SuperCab/Crew Cab 4x2 with 8' box; requires 18" wheels and diesel engine)

Camper Package includes front springs upgrade (unless maximum springs have been computer-selected as included equipment), rear stabilizer bar (SRW), slide-in-camper certification and auxiliary rear springs on F-250 (restrictions apply)

Chrome Package includes chrome exhaust tip, chrome tow hooks, unique chrome mirror caps, chrome cargo tie-down hooks, 6" chrome angular cab steps and 18" chrome-clad aluminum wheels with LT275/65R18 all-season BSW tires (on SRW only)

CNG/LPG Gaseous Engine Prep Package includes hardened engine intake valves and valve seats and bi-fuel manifold (F-250/F-350 with gas engine only)

FX4 Off-Road Package includes transfer case and fuel tank skid plates, Hill Descent Control™ (SRW only), Rancho® shocks and FX4 Off-Road box decals (restrictions apply)

Heavy-Service Front Suspension Package includes front springs upgrade (unless maximum springs have been computer-selected as included equipment; restrictions apply)

Snow Plow Prep Package includes computer-selected springs for snow plow application and extra-heavy-duty alternator with diesel engine only (4x4 only; restrictions apply)



17" Polished Forged-Aluminum
Standard: F-350 DRW/F-450



18" Bright-Machined
Cast-Aluminum
Standard: F-250/F-350 SRW



18" Chrome-Clad Aluminum
Included: F-250/F-350 SRW
w/Chrome Package



20" Premium Cast-Aluminum
Optional: F-250/F-350 SRW 4x4



20" Chrome-Clad Aluminum
Optional: F-250/F-350 SRW 4x4
w/Chrome Package

¹SYNC Services varies by trim level and model year and may require a subscription. Traffic alerts and turn-by-turn directions available in select markets. Message and data rates may apply. Ford Motor Company reserves the right to change or discontinue this product service at any time without prior notification or incurring any future obligation. ²Requires 5th-Wheel/Gooseneck Trailer Tow Prep Package. See your dealer for details. ³Ford Licensed Accessory. See your dealer for limited warranty details.



F-450 KING RANCH Crew Cab 4x4. Kodiak Brown. Chrome Package. Available equipment.
KING RANCH Crew Cab. Chaparral leather trim. Black interior. Available equipment.

Includes all LARIAT features, plus:

Seating

Chaparral leather-trimmed seats with "KING RANCH" seat back logo
Easy entry/exit driver's seat memory feature
Heated/cooled driver and front-passenger seats

Interior

Navigation System with HD Radio™ Technology
Flooring – Color-coordinated carpeted floor mats with King Ranch logo
Memory Group includes memory feature for power trailer tow mirrors, 10-way power driver's seat, and power-adjustable pedals
Remote Start System
Steering wheel – Chaparral leather-wrapped with secondary audio, cruise and 5-button message center controls

Unique woodgrain-style instrument panel accents
Universal garage door opener

Exterior

Accent-color wheel-lip moldings (SRW)
Body-color bodyside moldings (SRW)
Bumpers – Accent-color monochromatic
Cab steps – Illuminated accent-color platform
Cargo box – Accent-color box top and tailgate moldings
Grille – Body-color surround with chrome insert
Mirrors – PowerScope® power-telescoping/-folding trailer tow with memory, power/heated glass, heated manual spotter mirrors, integrated clearance lamps and turn signal indicators with body-color mirror caps
Two-tone lower-accent paint

Available Options

Mechanical

6.7L Power Stroke® V8 Turbo Diesel B20-capable engine (standard on F-450)
5th-wheel hitch kit (requires 8' box; includes 18K hitch on SRW or 25K hitch on DRW)¹
Gooseneck hitch kit¹

Alternators – Dual, 357-amp total (diesel engine only)

Engine block heater (standard in 15 cold-weather states)

Power take-off (PTO) provision allows transmission-mounted live-drive and stationary modes (diesel engine only)

Rear axle – Electronic-locking (F-250/F-350 SRW only)

Rear axle – Limited-slip (F-350 DRW; standard on F-450)

20" premium painted cast-aluminum wheels – 4 (F-250/F-350 SRW 4x4 only)

20" chrome-clad aluminum wheels – 4 (requires Chrome Package; F-250/F-350 SRW 4x4 diesel engine only; SuperCab and Crew Cab only)

LT275/70R18 all-terrain BSW tires – 4 (F-250/F-350 SRW 4x4)

LT275/70R18 all-terrain OWL tires – 4 (F-250/F-350 SRW 4x4)

LT275/65R20 all-terrain OWL tires – 4 (F-250/F-350 SRW 4x4)

LT245/75R17 all-terrain BSW tires – 5 (DRW)

LT245/75R17 all-terrain OWL tires – 4 (DRW)

Seating

Heated rear outboard seats

Interior

Rapid-heat supplemental cab heater (requires diesel engine)

Upfitter switches located on instrument panel (4)

Exterior

Bed mat (restrictions apply)

Bedliner – Plastic drop-in

Bedliner – Tough Bed® spray-in includes tailgate guard and black bed bolts

Cable Lock by Master Lock®²

Crew Chief™ powered by Telogis®² – Fleet tracking system (includes 1 year of Crew Chief service)

Exterior backup alarm²

Power-sliding moonroof

Roof clearance lamps (standard on DRW)

Skid plates – Transfer case and fuel tank (4x4 only)
Soft roll-up tonneau cover²

Splash guards (front and rear on SRW; rear only on DRW)

Stowable bed extender (F-250/F-350 SRW only)

Tailgate step includes step, tailgate assist and grab bar

Wheel-well liners (SRW only)

Available Packages

KING RANCH with Chrome Package includes chrome exhaust tip, chrome tow hooks, unique chrome mirror caps, chrome cargo tie-down hooks, 6" chrome angular cab steps, and 18" chrome-clad aluminum wheels with LT275/65R18 all-season BSW tires (on SRW only)

5th-Wheel/Gooseneck Trailer Tow Prep Package includes 1 under-bed-frame crossmember, 5 pickup bed 5th-wheel/gooseneck attachment points and close-out plugs, and an integrated 7-pin connector on the driver's side pickup bed wall (n/a with stowable bed extender)

9,900-lb. GVWR Package (F-250)

10,000-lb. GVWR Package (F-350 SRW)

11,400-lb. GVWR Package (F-350 SRW 4x4 and F-350 SRW SuperCab/Crew Cab 4x2 with 8' box; requires 18" wheels and diesel engine)

Camper Package includes front springs upgrade (unless maximum springs have been computer-selected as included equipment), rear stabilizer bar (SRW), slide-in-camper certification and auxiliary rear springs on F-250 (restrictions apply)

CNG/LPG Gaseous Engine Prep Package includes hardened engine intake valves and valve seats and bi-fuel manifold (F-250/F-350 with gas engine only)

FX4 Off-Road Package includes transfer case and fuel tank skid plates, Hill Descent Control™ (SRW only), Rancho® shocks and FX4 Off-Road box decals (restrictions apply)

Heavy-Service Front Suspension Package includes front springs upgrade (unless maximum springs have been computer-selected as included equipment; restrictions apply)

Snow Plow Prep Package includes computer-selected springs for snow plow application and extra-heavy-duty alternator with diesel engine only (4x4 only; restrictions apply)

¹Requires 5th-Wheel/Gooseneck Trailer Tow Prep Package. See your dealer for details. ²Ford Licensed Accessory. See your dealer for limited warranty details.



17" Polished Forged-Aluminum
Standard: F-350 DRW/F-450



18" Bright-Machined Cast-Aluminum
Standard: F-250/F-350 SRW



18" Chrome-Clad Aluminum
Included: F-250/F-350 SRW w/Chrome Package



20" Premium Painted Cast-Aluminum
Optional: F-250/F-350 SRW 4x4



20" Chrome-Clad Aluminum
Optional: F-250/F-350 SRW 4x4 w/Chrome Package

PLATINUM



F-350 PLATINUM Crew Cab 4x4. Ruby Red. Available equipment.
 PLATINUM Crew Cab. Charcoal Black leather trim. Available equipment.

Includes all LARIAT features, plus:

Mechanical

20" 7-spoke cast-aluminum wheels with black-painted pockets (SRW)
 LT275/65R20 all-terrain OWL tires (SRW)

Seating

Premium leather-trimmed seats with tuxedo stripe design and "PLATINUM" seat back embroidery
 Easy entry/exit driver's seat memory feature
 Heated/cooled driver and front-passenger seats

Interior

Navigation System with HD Radio™ Technology
 Memory Group includes memory feature for power trailer tow mirrors, 10-way power driver's seat, and adjustable pedals
 Remote Start System
 Steering wheel – Heated, premium leather-wrapped with genuine walnut swirl wood accent, and secondary audio, cruise and 5-button message center controls
 Unique woodgrain-style instrument panel accents
 Universal garage door opener

Exterior

Body-color bodyside moldings (SRW)
 Bumpers – Body-color
 Cab steps – 6" chrome angular
 Cargo box – Chrome cargo tie-down hooks
 Chrome exhaust tip
 Door handles – Chrome with body-color bezels
 Grille – Satin-chrome surround with bright chrome bars
 Mirrors – PowerScope® power-telescoping/-folding trailer tow with memory, power/heated glass, heated manual spotter mirrors, integrated clearance lamps and turn signal indicators, and chrome mirror caps
 Raised chrome "PLATINUM" box-side lettering
 Satin-chrome tailgate appliqué
 Tailgate step includes step, tailgate assist and grab bar
 Tow hooks – Chrome, 2 in front

Available Options

Mechanical

6.7L Power Stroke® V8 Turbo Diesel B20-capable engine (standard on F-450)
 5th-wheel hitch kit (requires 8' box; includes 18K hitch on SRW or 25K hitch on DRW)¹
 Gooseneck hitch kit¹
 Alternators – Dual, 357-amp total (diesel engine only)
 Engine block heater (standard in 15 cold-weather states)
 Power take-off (PTO) provision allows transmission-mounted live-drive and stationary modes (diesel engine only)
 Rear axle – Electronic-locking (F-250/F-350 SRW only)
 Rear axle – Limited-slip (F-350 DRW; standard on F-450)
 LT245/75R17 all-terrain BSW tires – 5 (DRW)
 LT245/75R17 all-terrain OWL tires – 4 (DRW)

Seating

Heated rear outboard seats

Interior

Rapid-heat supplemental cab heater (requires diesel engine)
 Upfitter switches located on instrument panel (4)

Exterior

Bed mat (restrictions apply)
 Bedliner – Plastic drop-in
 Bedliner – Tough Bed® spray-in includes tailgate guard and black bed bolts
 Cable Lock by Master Lock®²
 Crew Chief™ powered by Telogis®² – Fleet tracking system (includes 1 year of Crew Chief service)
 Exterior backup alarm²
 Power-sliding moonroof
 Roof clearance lamps (standard on DRW)
 Skid plates – Transfer case and fuel tank
 Soft roll-up tonneau cover²
 Splash guards (front and rear on SRW; rear only on DRW)
 Stowable bed extender (F-250/F-350 SRW only)
 Wheel-well liners (SRW only)

Available Packages

5th-Wheel/Gooseneck Trailer Tow Prep Package includes 1 under-bed-frame crossmember, 5 pickup bed 5th-wheel/gooseneck attachment points and close-out plugs, and an integrated 7-pin connector on the driver's side pickup bed wall (n/a with stowable bed extender)

9,900-lb. GVWR Package (F-250)

10,000-lb. GVWR Package (F-350 SRW)

11,400-lb. GVWR Package (F-350 SRW 4x4 and F-350 SRW SuperCab/Crew Cab 4x2 with 8' box; requires 18" wheels and diesel engine)

Camper Package includes front springs upgrade (unless maximum springs have been computer-selected as included equipment), rear stabilizer bar (SRW), slide-in-camper certification and auxiliary rear springs on F-250 (DRW only on PLATINUM; restrictions apply)

CNG/LPG Gaseous Engine Prep Package includes hardened engine intake valves and valve seats and bi-fuel manifold (F-250/F-350 with gas engine only)

FX4 Off-Road Package includes transfer case and fuel tank skid plates, Hill Descent Control™ (SRW only), Rancho® shocks and FX4 Off-Road box decals (restrictions apply)

Heavy-Service Front Suspension Package includes front springs upgrade (unless maximum springs have been computer-selected as included equipment; restrictions apply)

Snow Plow Prep Package includes computer-selected springs for snow plow application and extra-heavy-duty alternator with diesel engine only (4x4 only; restrictions apply)

¹Requires 5th-Wheel/Gooseneck Trailer Tow Prep Package. See your dealer for details. ²Ford Licensed Accessory. See your dealer for limited warranty details.



17" Polished Forged-Aluminum
 Standard: F-350 DRW/F-450




20" 7-Spoke Cast-Aluminum
 w/Black-Painted Pockets
 Standard: F-250/F-350 SRW

EXTERIORS



White Platinum Metallic Tri-coat



Oxford White



Ingot Silver Metallic



Sterling Gray Metallic



Pale Adobe Metallic



Vermillion Red



Ruby Red Metallic Tinted Clearcoat



Kodiak Brown Metallic



Blue Jeans Metallic



Green Gem Metallic



Tuxedo Black Metallic


INTERIORS



1 Steel HD Vinyl



2 Steel Cloth



3 Adobe Cloth



4 Adobe Leather



5 Charcoal Black Leather



6 Chaparral Leather



7 Pecan Leather



8 Charcoal Black Leather

Exteriors

Two-Tone

XL

XLT

Interiors

LARIAT

KING RANCH⁸²

PLATINUM

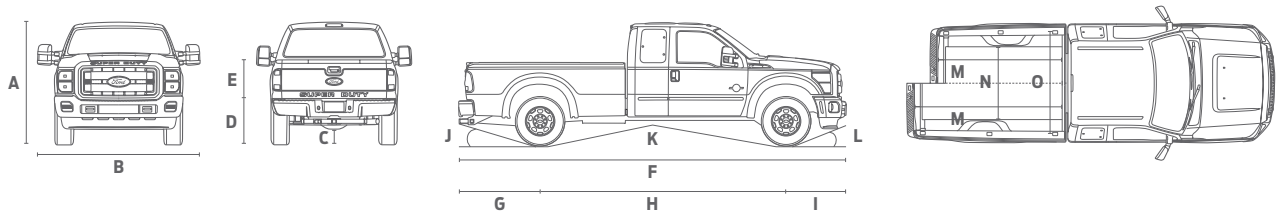
White Platinum Metallic Tri-coat ¹	■				4 5	6	7 8
Oxford White	■ ■	1 2	2 3	4 5	6		
Ingot Silver Metallic	■	1 2	2	5			8
Sterling Gray Metallic		1 2	2	5			
Pale Adobe Metallic			2 3	4 5			
Vermillion Red		1 2	2 3	4 5			
Ruby Red Metallic Tinted Clearcoat ¹	■		3	4 5	6		8
Kodiak Brown Metallic	■		3	4 5	6		7 8
Blue Jeans Metallic	■ ■	1 2	2 3	4 5	6		
Green Gem Metallic	■ ■	1 2	2 3	4 5	6		
Tuxedo Black Metallic	■ ■	1 2	2 3	4 5	6		7 8

■ Pale Adobe Two-Tone Accent exterior standard on KING RANCH, optional on LARIAT

■ Sterling Gray Two-Tone Accent exterior optional on LARIAT with Charcoal Black Leather interior only

¹Additional charge. ²KING RANCH available in Black or Pale Adobe interior environment. Colors are representative only. See your dealer for actual paint/trim options.

TECHNICAL SPECIFICATIONS

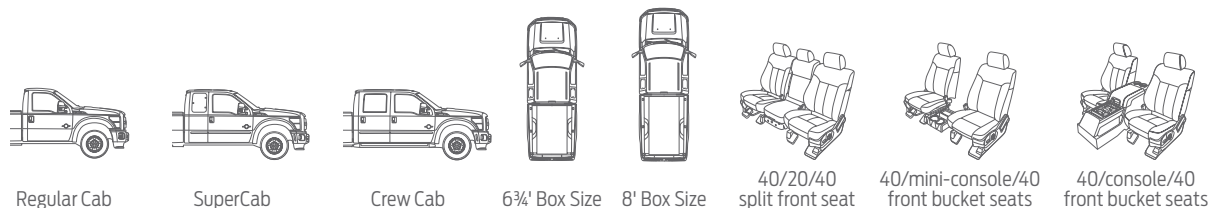


DIMENSIONS

Exterior	Regular Cab	SuperCab	Crew Cab	
	LWB 4x2/4x4	SWB 4x2/4x4	LWB 4x2/4x4	SWB 4x2/4x4
A. Height – F-250 SRW (w/o options)	76.6"/79.2"	77.0"/79.5"	76.9"/79.3"	77.4"/79.7"
A. Height – F-350 SRW (w/o options)	76.5"/80.0"	76.9"/80.4"	76.7"/80.2"	77.2"/80.8"
A. Height – F-350 DRW (w/o options)	76.7"/79.5"	—	76.9"/79.7"	—
A. Height – F-450 DRW (w/o options)	—	—	—	79.7"
B. Width – SRW (excl. mirrors)	79.9"	79.9"	79.9"	79.9"
B. Width – DRW (excl. mirrors)	96.0"	—	96.0"	—
B. Width – With mirrors	104.9"	104.9"	104.9"	104.9"
B. Width – With mirrors extended	110.0"	110.0"	110.0"	110.0"
C. Ground clearance – F-250 SRW	8.5"/8.2"	8.5"/8.2"	8.5"/8.1"	8.5"/8.1"
C. Ground clearance – F-350 SRW	8.5"/8.2"	8.5"/8.2"	8.5"/8.2"	8.5"/8.2"
C. Ground clearance – F-350 DRW	8.1"/8.0"	—	8.1"/8.0"	—
C. Ground clearance – F-450 DRW	—	—	—	8.0"/8.0"
D. Load floor height – F-250 SRW	35.2"/36.3"	34.8"/35.6"	34.4"/35.4"	34.2"/35.1"
D. Load floor height – F-350 SRW	34.7"/38.5"	34.4"/37.9"	34.1"/38.0"	33.9"/37.8"
D. Load floor height – F-350 DRW	35.0"/36.4"	—	34.3"/35.7"	—
D. Load floor height – F-450 DRW	—	—	—	35.4"
E. Cargo box height	20.0"	20.0"	20.0"	20.0"
F. Length	227.6"	232.4"	248.6"	246.8"
G. Overhang – Rear	52.4"	52.4"	52.4"	52.4"
H. Wheelbase	137.0"	141.8"	158.0"	156.2"
I. Overhang – Front	38.1"	38.1"	38.1"	38.1"
J. Angle of departure – F-250 SRW	17.8°/19.2°	17.4°/18.5°	17.0°/18.3°	16.7°/18.0°
J. Angle of departure – F-350 SRW	17.3°/21.5°	17.0°/20.9°	16.6°/21.1°	16.4°/20.8°
J. Angle of departure – F-350 DRW	17.6°/19.3°	—	16.9°/18.7°	—
J. Angle of departure – F-450 DRW	—	—	—	18.3°

Exterior	Regular Cab	SuperCab	Crew Cab	
	LWB 4x2/4x4	SWB 4x2/4x4	LWB 4x2/4x4	SWB 4x2/4x4
K. Ramp breakover angle – F-250 SRW	17.5°/20.4°	16.9°/19.8°	15.8°/18.1°	15.7°/18.1°
K. Ramp breakover angle – F-350 SRW	17.2°/21.5°	16.7°/20.9°	15.6°/19.2°	15.5°/19.2°
K. Ramp breakover angle – F-350 DRW	17.5°/20.4°	—	15.9°/18.6°	—
K. Ramp breakover angle – F-450 DRW	—	—	—	17.0°
L. Angle of approach – F-250 SRW	18.0°/19.4°	18.1°/20.1°	18.7°/20.0°	18.7°/20.0°
L. Angle of approach – F-350 SRW	18.1°/18.8°	18.2°/19.5°	18.8°/19.3°	18.8°/19.3°
L. Angle of approach – F-350 DRW	18.2°/19.2°	—	19.0°/20.6°	—
L. Angle of approach – F-450 DRW	—	—	—	19.8°
Interior				
Front head room	40.7"	40.7"	40.7"	40.7"
Front shoulder room	68.0"	68.0"	68.0"	68.0"
Front hip room	67.6"	67.6"	67.6"	67.6"
Front leg room	41.1"	41.1"	41.1"	41.1"
Rear head room	—	38.1"	38.1"	40.8"
Rear shoulder room	—	68.1"	68.1"	68.0"
Rear hip room	—	67.3"	67.3"	67.6"
Rear leg room	—	31.6"	31.6"	42.1"
Cargo Box				
Volume (cu. ft.)	77.3	64.1	77.3	64.1
M. Length at floor	98.0"	81.8"	98.0"	81.8"
N. Width at wheelhouse	50.9"	50.9"	50.9"	50.9"
O. Width at floor (maximum)	69.3"	69.3"	69.3"	69.3"

SRW = single rear wheel DRW = dual rear wheel
SWB = short wheelbase (6¾' cargo box) LWB = long wheelbase (8' cargo box)



	Regular Cab	SuperCab	Crew Cab	6¾' Box Size	8' Box Size	40/20/40 split front seat	40/mini-console/40 front bucket seats	40/console/40 front bucket seats
XL	<input type="checkbox"/>	<input type="checkbox"/>	<input type="checkbox"/>	<input type="checkbox"/>	<input type="checkbox"/>	<input checked="" type="checkbox"/>	<input type="checkbox"/>	<input type="checkbox"/>
XLT	<input type="checkbox"/>	<input type="checkbox"/>	<input type="checkbox"/>	<input type="checkbox"/>	<input type="checkbox"/>	<input checked="" type="checkbox"/>	<input type="checkbox"/>	<input type="checkbox"/>
LARIAT	<input type="checkbox"/>	<input type="checkbox"/>	<input type="checkbox"/>	<input type="checkbox"/>	<input type="checkbox"/>	<input type="checkbox"/>	<input type="checkbox"/>	<input checked="" type="checkbox"/>
KING RANCH	<input type="checkbox"/>	<input type="checkbox"/>	<input checked="" type="checkbox"/>	<input type="checkbox"/>	<input type="checkbox"/>	<input type="checkbox"/>	<input type="checkbox"/>	<input checked="" type="checkbox"/>
PLATINUM	<input type="checkbox"/>	<input type="checkbox"/>	<input checked="" type="checkbox"/>	<input type="checkbox"/>	<input type="checkbox"/>	<input type="checkbox"/>	<input type="checkbox"/>	<input checked="" type="checkbox"/>

■ Standard □ Optional

INTERIOR STORAGE (cu. ft.)

Front 40/20/40 split seat center under-seat lockable storage – 0.36
Front flow-through center console main bin – 1.23
Rear Crew Cab 60/40 split bench under-seat lockable storage – 1.17

14SUPERDUTY
ford.com



TECHNICAL SPECIFICATIONS

MAXIMUM PAYLOAD WEIGHT RATINGS (lbs.)

	Max. GVWR	Regular Cab		SuperCab		Crew Cab	
		137.0" WB	141.8" WB	158.0" WB	156.2" WB	172.4" WB	
F-250 SRW 4x2	9,900	4,130	3,760	3,660	3,540	3,440	
	10,000	4,240	3,860	3,760	3,640	3,540	
F-250 SRW 4x4	9,900	3,630	3,350	3,250	3,150	3,040	
	10,000	3,780	3,450	3,350	3,250	3,140	
F-350 SRW 4x2	10,000	4,080	3,790	3,720	3,600	3,470	
	10,200	—	—	3,920	3,800	—	
	10,500	4,540	4,250	—	—	3,970	
	10,700	—	3,810	—	4,260	—	
	10,800	—	—	3,780	3,740	—	
	10,900	—	—	4,580	—	—	
	11,000	4,390	4,070	—	—	4,430	
	11,100	—	—	—	—	3,870	
	11,400	—	—	4,330	4,300	4,120	
	11,500	—	—	4,430	—	4,220	
	F-350 SRW 4x4	10,000	3,660	3,400	3,310	3,210	3,100
		10,400	4,060	—	—	—	—
		10,500	4,110	3,900	—	—	—
10,600		—	3,950	—	3,810	—	
10,700		—	—	4,010	—	—	
10,800		3,810	—	4,070	3,970	3,900	
11,000		3,970	—	4,240	—	4,060	
11,100		4,680	4,420	—	—	—	
11,200		—	3,910	3,770	3,750	4,220	
11,300		4,930	—	3,830	4,440	3,610	
11,400		4,330	4,080	3,900	3,870	3,680	
11,500		4,430	4,180	4,000	3,970	3,780	
F-350 DRW 4x2		13,500	7,260	—	—	—	—
	13,900	—	—	7,210	—	—	
	14,000	7,060	—	6,560	—	7,080	
F-350 DRW 4x4	13,800	7,090	—	—	—	—	
	14,000	6,640	—	6,890	—	6,670	
F-450 DRW 4x4	14,000	—	—	—	—	5,880	

WB = wheelbase


CONVENTIONAL TOWING — MAXIMUM LOADED TRAILER WEIGHT RATINGS (lbs.)

Automatic Transmission			Regular Cab						SuperCab						Crew Cab					
Engine	Axle Ratio	GCWR	F-250 SRW 4x2	F-350 SRW 4x2	F-350 DRW 4x2	F-250 SRW 4x4	F-350 SRW 4x4	F-350 DRW 4x4	F-250 SRW 4x2	F-350 SRW 4x2	F-350 DRW 4x2	F-250 SRW 4x4	F-350 SRW 4x4	F-350 DRW 4x4	F-250 SRW 4x2	F-350 DRW 4x2	F-250 SRW 4x4	F-350 SRW 4x4	F-350 DRW 4x4	F-450 DRW 4x4
			6.2L 2-valve FFV	3.73	19,000	12,500	12,500	—	12,500	12,500	—	12,500	12,500	—	12,400	12,300	—	12,500	—	12,200
4.30	22,000	12,500		12,500	—	12,500	12,500	—	12,500	12,500	—	12,500	12,500	—	12,500	—	12,500	12,500	—	12,100
6.7L V8 Turbo Diesel	3.31	23,500	12,500	12,500	—	12,500	12,500	—	14,000	14,000	—	14,000	14,000	—	14,000	—	14,000	14,000	—	—
	3.55	23,500	12,500	12,500	—	12,500	12,500	—	14,000	14,000	—	14,000	14,000	—	14,000	—	14,000	14,000	—	—
	3.73	30,500	—	—	15,000	—	—	15,000	—	—	—	15,000	—	—	15,000	—	18,500	—	18,500	—
4.30	33,000	—	—	—	—	—	—	—	—	—	—	—	—	—	—	—	—	—	—	18,500

5TH-WHEEL TOWING — MAXIMUM LOADED TRAILER WEIGHT RATINGS (lbs.)

Automatic Transmission			Regular Cab						SuperCab						Crew Cab					
Engine	Axle Ratio	GCWR	F-250 SRW 4x2	F-350 SRW 4x2	F-350 DRW 4x2	F-250 SRW 4x4	F-350 SRW 4x4	F-350 DRW 4x4	F-250 SRW 4x2	F-350 SRW 4x2	F-350 DRW 4x2	F-250 SRW 4x4	F-350 SRW 4x4	F-350 DRW 4x4	F-250 SRW 4x2	F-350 DRW 4x2	F-250 SRW 4x4	F-350 SRW 4x4	F-350 DRW 4x4	F-450 DRW 4x4
			6.2L 2-valve FFV	3.73	19,000	12,900	12,900	—	12,500	12,500	—	12,700	12,600	—	12,300	12,200	—	12,400	—	12,100
4.30	22,000	15,900		15,900	—	15,500	15,500	—	15,700	15,600	—	15,300	15,200	—	15,400	—	15,100	15,000	—	—
6.7L V8 Turbo Diesel	3.31	23,500	16,800	16,700	—	16,400	16,300	—	16,500	16,400	—	16,100	16,100	—	16,300	—	15,900	15,900	—	—
	3.55	23,500	16,800	16,700	—	16,400	16,300	—	16,500	16,400	—	16,100	16,100	—	16,300	—	15,900	15,900	—	—
	3.73	30,500	—	—	23,200	—	—	22,900	—	—	—	22,800	—	—	22,400	—	22,600	—	22,200	—
4.30	33,000	—	—	—	—	—	—	—	—	—	—	—	—	—	—	—	—	—	—	24,700





New Vehicle Limited Warranty. We want your Ford F-Series Super Duty® ownership experience to be the best it can be. Under this warranty, your new vehicle comes with 3-year/36,000-mile bumper-to-bumper coverage, 5-year/60,000-mile Powertrain Warranty coverage, 5-year/60,000-mile safety restraint coverage, and 5-year/unlimited-mile corrosion (perforation) coverage – all with no deductible. The Ford 6.7L Power Stroke® diesel engine gets 5-year/100,000-mile warranty coverage. Please ask your Ford Dealer for a copy of this limited warranty. □ **Roadside Assistance.** Covers your vehicle for 5 years or 60,000 miles, so you have the security of knowing that help may be only a phone call away should you run out of fuel, lock yourself out of the vehicle or need towing. Your Ford Dealer can provide complete details on all of these advantages. □ **Ford Credit.** Get the ride you want. Whether you plan to lease or finance, you'll find the choices that are right for you at Ford Credit. Ask your Ford Dealer for details or check us out at fordcredit.com. □ **Ford Extended Service Plan.** For a purchase or lease, the Ford Extended Service Plan (ESP) gives you "Peace-of-Mind" protection designed to cover key vehicle components and protect you from the cost of unexpected repairs. Ask your dealer for a Ford ESP, the only service contract backed exclusively by Ford and honored at all Ford Lincoln dealerships. □ **Insurance Services.** Get Ford Motor Company quality in your auto insurance. Our program offers industry-leading benefits and competitive rates. Call 1-877-367-3847, or visit us at fordvip.com for a no-obligation quote. Insurance offered by American Road Services Company (in CA, American Road Insurance Agency), a licensed agency and subsidiary of Ford Motor Company. □ **Genuine Ford Accessories** will be warranted for whichever provides you the greatest benefit: 12 months or 12,000 miles (whichever occurs first), or the remainder of your Bumper-to-Bumper 3-year/36,000-mile New Vehicle Limited Warranty. Ford Licensed Accessories (FLA) are warranted by the accessory manufacturer's warranty. FLA are fully designed and developed by the accessory manufacturer and have not been designed or tested to Ford Motor Company engineering requirements. Contact your Ford Dealer for details and/or a copy of all limited warranties.

Comparisons based on 2013/2014 competitive models (class is Full-Size Pickups over 8,500 lbs. GVWR), publicly available information and Ford certification data at time of release. Some features discussed may be optional. Vehicles throughout this PDF are shown with optional and aftermarket equipment. Features shown may be offered only in combination with other options or subject to additional ordering requirements or limitations. Dimensions and capacity ratings shown may vary due to optional features and/or production variability. Following release of the PDF, certain changes in standard equipment, options and the like, or product delays may have occurred which would not be included in these pages. Your Ford Dealer is the best source for up-to-date information. Ford Division reserves the right to change product specifications at any time without incurring obligations. Body manufacturers are responsible for compliance certification of the completed vehicle. The Ford New Vehicle Limited Warranty and any government certification made by Ford shall cover only the vehicle as manufactured by Ford and shall not extend to any addition, modification or change of or to the vehicle by the Ford Authorized Pool Account. □ HD Radio is a proprietary trademark of iBiquity Digital Corp. □ King Ranch is a registered trademark of King Ranch, Inc. □ Master Lock is a registered trademark of Master Lock Company LLC. □ Rancho is a registered trademark of Tenneco Automotive Operating Company Inc. □ SiriusXM Satellite Radio, SiriusXM Traffic and Travel Link subscriptions sold separately or as a package after trial period. See SiriusXM Customer Agreement for complete terms at siriusxm.com. Fees and programming subject to change. Sirius satellite service is available only to those at least 18 years of age in the 48 contiguous USA, DC, and Puerto Rico (with coverage limitations). Sirius, XM and all related marks and logos are trademarks of Sirius XM Radio Inc. □ Sony is a registered trademark of the Sony Corporation.

Follow Ford:



facebook.com/fordtrucks



twitter.com/fordtrucks



youtube.com/fordtrucks



gplus.to/FordMotorCompany

