




**GMC** | CANYON | 2015





LOTS OF YOUR FAVORITE EQUIPMENT, TOOLS AND TECHNOLOGY ARE  
BUILT TO BE EXCEEDINGLY VERSATILE. INCREDIBLE THINKING ALLOWS  
THEM TO BE SMALLER IN SIZE, YET BIGGER IN SUBSTANCE. SOON, THE  
SAME WILL GO FOR YOUR TRUCK. THE ENTIRELY NEW 2015 GMC CANYON.



Available autumn 2014. Preproduction models shown.



CANYON ALL-TERRAIN EXTENDED CAB SLE IN CYBER GRAY METALLIC  
SHOWN WITH AVAILABLE EQUIPMENT.



CANYON ALL-TERRAIN EXTENDED CAB SLE IN CYBER GRAY METALLIC  
SHOWN WITH AVAILABLE EQUIPMENT.

# 2 0 1 5   C A N Y O N

It's designed to be refined, with a new standard in truck interiors thanks to premium materials and a quiet cabin. Engineered to be capable, with robust trailering and payload. Created to be efficient, using Direct Injection and Variable Valve Timing. The Canyon brings it all together in one premium package.



**REFINED.** All-Terrain Interior: Canyon offers the available All-Terrain Package featuring exclusive carbon-fiber-inspired accents, unique seat designs, dark aluminum instrument panel material and other distinctive appointments.



CANYON ALL-TERRAIN INTERIOR IN JET BLACK  
SHOWN WITH AVAILABLE EQUIPMENT.

**EASY TO ENTER. HARD TO LEAVE.** Setting the standard for pickup cabins means creating the an inviting cabin. Comfortable, supportive seats, premium materials and an interior engineered to be quiet, make it tough to leave. Canyon places the available 8" diagonal Color Touchscreen Sound System with IntelliLink<sup>1</sup> voice activation, available Navigation System<sup>2</sup> and all driver functions within easy reach. Get the inside story at [gmc.com/2015canyon](http://gmc.com/2015canyon).

<sup>1</sup>Full functionality requires compatible Bluetooth® and smartphone. Some devices require USB connectivity. <sup>2</sup>Map coverage available in the United States, U.S. Virgin Islands, Puerto Rico and Canada.



CANYON CREW CAB SLT IN BRONZE ALLOY METALLIC  
SHOWN WITH AVAILABLE EQUIPMENT.

**SMALL TRUCK. BIG CAPABILITY.** Canyon packs loads of unprecedented standard features, such as corrosion-resistant Duralife brake rotors, a fully boxed frame and projector-beam headlamps. At the same time, it's engineered for class-envying trailering,<sup>1</sup> payload<sup>2</sup> and cargo box size. Learn how Duralife can help double rotor life at [gmc.com/2015canyon](http://gmc.com/2015canyon).

<sup>1</sup>Maximum trailer weight ratings are calculated assuming a base vehicle, except for any option(s) necessary to achieve the rating, plus driver. The weight of other optional equipment, passengers and cargo will reduce the maximum trailer weight your vehicle can tow. <sup>2</sup>Maximum payload capacity includes weight of driver, passengers, optional equipment and cargo.





**CAPABLE.** Duralife Brake Rotors: Engineers created a patented, GM-exclusive corrosion-resistance process designed to help double rotor life by hardening rotor surfaces. It protects against rust to help prevent steering-wheel shudder during braking.



**EFFICIENT.** 2.5L I-4 Engine: Canyon benefits from the next generation of large-displacement four-cylinder engines engineered for greater efficiency. It's also tuned to deliver more torque at a lower rpm, for strong acceleration.



CANYON ALL-TERRAIN EXTENDED CAB SLE IN CYBER GRAY METALLIC  
SHOWN WITH AVAILABLE EQUIPMENT.

**BENDING THE LAWS OF PHYSICS.** From its use of space to its use of energy, Canyon is the epitome of efficiency. It offers 2.5L I-4 and 3.6L V-6 engines with Direct Injection, Variable Valve Timing and 6-speed automatic or manual transmissions for expected class-leading fuel economy.<sup>1</sup> Its rigid frame is tuned for optimal ride and handling. Discover more about efficiency at [gmc.com/2015canyon](http://gmc.com/2015canyon).

<sup>1</sup>EPA estimates not available. Based on GM testing.

CANYON JOINS THE GMC TRUCK LINEUP AUTUMN 2014.



SIERRA 3500 DENALI HD CREW CAB

**CANYON: FIRST-IN-CLASS INNOVATIONS.**

- CornerStep rear bumper.
- Projector-beam headlamps.
- Duralife brake rotors.
- Electric power steering.
- Hydraulic engine mounts.
- Aluminum trim on SLE and SLT.
- AutoTrac transfer case on 4WD.
- Automatic HVAC available.
- Automatic locking rear differential available.
- Lane Departure Warning and Forward Collision Alert available.
- 8" Color Touch Audio System with IntelliLink<sup>1</sup> available.



**CANYON CREW CAB SLT**



**SIERRA 1500 ALL-TERRAIN CREW CAB SLT**

VEHICLES SHOWN WITH AVAILABLE EQUIPMENT.

<sup>1</sup>Full functionality requires compatible Bluetooth and smartphone. Some devices require USB connectivity.

CANYON

GMC




The GMC logo is rendered in a bold, metallic, three-dimensional font. The letters are primarily red with a silver or chrome outline and a brushed metal texture. The 'G' and 'M' are connected, and the 'C' is separate. The logo is centered horizontally in the upper half of the frame.

WE ARE PROFESSIONAL GRADE

LEARN MORE AT [GMC.COM/2015CANYON](http://GMC.COM/2015CANYON)

©2013 General Motors. All rights reserved. GM, the GM logo, GMC and Canyon are registered trademarks of General Motors. Duralife Brake Rotors is a trademark of General Motors.





156MCCANRV-50