

**1996
PRODUCT
INFORMATION
GUIDE**

**SPECIFICATIONS
PERFORMANCE
STANDARD FEATURES
OPTIONS
OPTION PACKAGES**

AMORTIZATION

EQUAL MONTHLY PAYMENTS TO AMORTIZE A LOAN OF \$1000

1996																																											
JANUARY				FEBRUARY				MARCH																																			
S	M	T	W	T	F	S	S	M	T	W	T	F	S	S	M	T	W	T	F	S																							
1	2	3	4	5	6	1	2	3	1	2	3	4	5	6	7	8	9	10	11	12	13	14	15	16	17	18	19	20	21	22	23	24	25	26	27	28	29	30	31				
7	8	9	10	11	12	13	4	5	6	7	8	9	10	3	4	5	6	7	8	9	10	11	12	13	14	15	16	17	18	19	20	21	22	23	24	25	26	27	28	29	30	31	
14	15	16	17	18	19	20	11	12	13	14	15	16	17	16	17	18	19	20	21	22	23	24	25	26	27	28	29	30	31	24	25	26	27	28	29	30	31						
21	22	23	24	25	26	27	18	19	20	21	22	23	24	17	18	19	20	21	22	23	24	25	26	27	28	29	30	31	24	25	26	27	28	29	30	31							
28	29	30	31	25	26	27	28	29	24	25	26	27	28	29	30	31	24	25	26	27	28	29	30	31																			
APRIL				MAY				JUNE																																			
1	2	3	4	5	6	1	2	3	4	1	2	3	4	5	6	7	8	9	10	11	12	13	14	15	16	17	18	19	20	21	22	23	24	25	26	27	28	29	30	31			
7	8	9	10	11	12	13	5	6	7	8	9	10	11	2	3	4	5	6	7	8	9	10	11	12	13	14	15	16	17	18	19	20	21	22	23	24	25	26	27	28	29	30	31
14	15	16	17	18	19	20	12	13	14	15	16	17	18	9	10	11	12	13	14	15	16	17	18	19	20	21	22	23	24	25	26	27	28	29	30	31							
21	22	23	24	25	26	27	19	20	21	22	23	24	25	16	17	18	19	20	21	22	23	24	25	26	27	28	29	30	31	23	24	25	26	27	28	29	30	31					
28	29	30	26	27	28	29	30	31	30	31	23	24	25	26	27	28	29	30	31																								
JULY				AUGUST				SEPTEMBER																																			
1	2	3	4	5	6	1	2	3	4	1	2	3	4	5	6	7	8	9	10	11	12	13	14	15	16	17	18	19	20	21	22	23	24	25	26	27	28	29	30	31			
7	8	9	10	11	12	13	4	5	6	7	8	9	10	8	9	10	11	12	13	14	15	16	17	18	19	20	21	22	23	24	25	26	27	28	29	30	31						
14	15	16	17	18	19	20	11	12	13	14	15	16	17	15	16	17	18	19	20	21	22	23	24	25	26	27	28	29	30	31	22	23	24	25	26	27	28	29	30	31			
21	22	23	24	25	26	27	18	19	20	21	22	23	24	22	23	24	25	26	27	28	29	30	31	29	30	31																	
28	29	30	31	25	26	27	28	29	30	31	29	30	31																														
OCTOBER				NOVEMBER				DECEMBER																																			
1	2	3	4	5	6	1	2	3	4	1	2	3	4	5	6	7	8	9	10	11	12	13	14	15	16	17	18	19	20	21	22	23	24	25	26	27	28	29	30	31			
6	7	8	9	10	11	12	3	4	5	6	7	8	9	8	9	10	11	12	13	14	15	16	17	18	19	20	21	22	23	24	25	26	27	28	29	30	31						
13	14	15	16	17	18	19	10	11	12	13	14	15	16	15	16	17	18	19	20	21	22	23	24	25	26	27	28	29	30	31	22	23	24	25	26	27	28	29	30	31			
20	21	22	23	24	25	26	17	18	19	20	21	22	23	22	23	24	25	26	27	28	29	30	31	29	30	31																	
27	28	29	30	31	24	25	26	27	28	29	30	31	29	30	31																												

1997																																											
JANUARY				FEBRUARY				MARCH																																			
S	M	T	W	T	F	S	S	M	T	W	T	F	S	S	M	T	W	T	F	S																							
1	2	3	4	5	6	7	8	9	10	11	12	13	14	15	16	17	18	19	20	21	22	23	24	25	26	27	28	29	30	31													
5	6	7	8	9	10	11	2	3	4	5	6	7	8	2	3	4	5	6	7	8	9	10	11	12	13	14	15	16	17	18	19	20	21	22	23	24	25	26	27	28	29	30	31
12	13	14	15	16	17	18	9	10	11	12	13	14	15	9	10	11	12	13	14	15	16	17	18	19	20	21	22	23	24	25	26	27	28	29	30	31							
19	20	21	22	23	24	25	16	17	18	19	20	21	22	16	17	18	19	20	21	22	23	24	25	26	27	28	29	30	31	30	31												
26	27	28	29	30	31	23	24	25	26	27	28	29	23	24	25	26	27	28	29	30	31																						
APRIL				MAY				JUNE																																			
1	2	3	4	5	6	7	8	9	10	11	12	13	14	15	16	17	18	19	20	21	22	23	24	25	26	27	28	29	30	31													
6	7	8	9	10	11	12	4	5	6	7	8	9	10	8	9	10	11	12	13	14	15	16	17	18	19	20	21	22	23	24	25	26	27	28	29	30	31						
13	14	15	16	17	18	19	11	12	13	14	15	16	17	15	16	17	18	19	20	21	22	23	24	25	26	27	28	29	30	31	22	23	24	25	26	27	28	29	30	31			
20	21	22	23	24	25	26	18	19	20	21	22	23	24	22	23	24	25	26	27	28	29	30	31	29	30	31																	
27	28	29	30	25	26	27	28	29	30	31	29	30	31																														
JULY				AUGUST				SEPTEMBER																																			
1	2	3	4	5	6	7	8	9	10	11	12	13	14	15	16	17	18	19	20	21	22	23	24	25	26	27	28	29	30	31													
6	7	8	9	10	11	12	3	4	5	6	7	8	9	7	8	9	10	11	12	13	14	15	16	17	18	19	20	21	22	23	24	25	26	27	28	29	30	31					
13	14	15	16	17	18	19	10	11	12	13	14	15	16	14	15	16	17	18	19	20	21	22	23	24	25	26	27	28	29	30	31	28	29	30	31								
20	21	22	23	24	25	26	17	18	19	20	21	22	23	21	22	23	24	25	26	27	28	29	30	31	28	29	30	31															
27	28	29	30	31	24	25	26	27	28	29	30	31	28	29	30	31																											
OCTOBER				NOVEMBER				DECEMBER																																			
1	2	3	4	5	6	7	8	9	10	11	12	13	14	15	16	17	18	19	20	21	22	23	24	25	26	27	28	29	30	31													
5	6	7	8	9	10	11	2	3	4	5	6	7	8	7	8	9	10	11	12	13	14	15	16	17	18	19	20	21	22	23	24	25	26	27	28	29	30	31					
12	13	14	15	16	17	18	9	10	11	12	13	14	15	14	15	16	17	18	19	20	21	22	23	24	25	26	27	28	29	30	31	28	29	30	31								
19	20	21	22	23	24	25	16	17	18	19	20	21	22	21	22	23	24	25	26	27	28	29	30	31	28	29	30	31															
26	27	28	29	30	31	23	24	25	26	27	28	29	30	28	29	30	31																										

TERM	5 YRS	7 YRS	10 YRS	12 YRS	15 YRS	20 YRS
RATE						
8%	20.28	15.59	12.14	10.83	9.56	8.37
8-1/4	20.40	15.72	12.27	10.97	9.71	8.53
8-1/2	20.52	15.84	12.40	11.11	9.85	8.68
8-3/4	20.64	15.97	12.54	11.24	10.00	8.84
9	20.76	16.09	12.67	11.39	10.15	9.00
9-1/4	20.88	16.22	12.81	11.53	10.30	9.16
9-1/2	21.01	16.35	12.94	11.67	10.45	9.33
9-3/4	21.13	16.48	13.08	11.81	10.60	9.49
10	21.25	16.51	13.22	11.96	10.75	9.66
10-1/4	21.38	16.74	13.36	12.10	10.90	9.82
10-1/2	21.50	16.87	13.50	12.25	11.06	9.99
10-3/4	21.62	17.00	13.64	12.39	11.21	10.16
11	21.75	17.13	13.78	12.54	11.37	10.33
11-1/4	21.87	17.26	13.92	12.69	11.53	10.50
11-1/2	22.00	17.39	14.06	12.84	11.69	10.67
11-3/4	22.12	17.52	14.21	12.99	11.85	10.84
12	22.25	17.66	14.35	13.14	12.01	11.02
12-1/4	22.38	17.79	14.50	13.29	12.17	11.19
12-1/2	22.50	17.93	14.64	13.44	12.33	11.37
12-3/4	22.63	18.06	14.79	13.60	12.49	11.54
13	22.76	18.20	14.94	13.75	12.66	11.72
13-1/4	22.89	18.33	15.08	13.91	12.82	11.90
13-1/2	23.01	18.47	15.23	14.06	12.99	12.08
13-3/4	23.14	18.61	15.38	14.22	13.15	12.26
14	23.27	18.75				

The Story

In 1968, Ray Atwood and his son, Dan, started a small company dedicated to building a boat designed by fishermen for fishermen that offered quality and value. Located originally in Inglis, a small town north of Crystal River, Florida, the Atwoods decided that since they were building a line of boats favored by the local pros, the new company should be named Pro-Line Boats.

As Pro-Line grew, so did their need for larger quarters, and they moved to Homosassa, a quiet but popular fishing area, known for its fresh water springs and rural atmosphere.

By never wavering from their original goals of producing a fishermen's boat with dependability, quality and value, the Pro-Line reputation continued to grow stronger throughout the years. In 1970 Pro-Line had eleven dealers and was producing 286 boats a year. By 1980, Pro-Line dealers numbered more than sixty throughout the country.

1989 was the year of change for Pro-Line as Ken Hall took the helm as president and CEO. Due to Ken Hall's marketing expertise and innovative ideas, Ken not only made Pro-Line a household name among fishermen, but gave Pro-Line the fresh new look that it's famous for today. Pro-Line's dealer network is now comprised of nearly 200 dealers in the U.S. and worldwide.

Pro-Line and Stalker has become the number one choice of American Fishermen and offers over 19 different models to choose from.

Ken Hall and Dan Atwood attribute their success to consistent innovation and improvement in design, maintaining the highest standards of quality at an affordable price and listening to the retail customer. Because of these three key points, America has gone Pro!

Pro-Line Now Stalker/Pro-Line

In August of 1995, while introducing our 1996 product line, Ken Hall made an announcement that all Pro-Line model boats from 170 through 202, with the exception of the 183, would now become a new company called Stalker. Every model from the 210 through the 3400, including the 183 flats, would remain Pro-Line.

Ken's reason behind the changes were very simple. There are many dealers in the mid-states that had no need for a Pro-Line 2950 on their small lakes; likewise, some shoreline dealers have no need for a 150 Sport to run out into the Atlantic with. Before the change in order to become a Pro-Line dealer, you had to carry the entire line of Pro-Line boats. Now a dealer can be either a Stalker dealer, Pro-Line dealer or both. Most dealers decided to remain both Stalker and Pro-Line.

Both Stalker and Pro-Line are manufactured in the same place, made from the same materials, constructed the same way, and have the same quality. However, the Stalker's are designed to be built faster and offer less options which enable the factory to speed up production therefore cutting cost making Stalker a very price competitive boat. The cost savings are then passed onto the dealer, and ultimately the customer.

This new strategy has opened new opportunities for both Stalker and Pro-Line to reach to new horizons in the boating industry and new opportunities for you, the salesperson.

FEATURE & BENEFITS

- Pro-Line uses a CAD Computer Program enabling the design team to initiate exact drawings with perfect accuracy.
- Fully integrated design/tooling/manufacturing means fresh, innovative ideas.
- Pro-Line uses just the right amount (app. 22 mils) of premium Maxguard Gelcoat with high gloss retention, for long lasting beautiful finishes.
- Pro-Line uses a 3 oz. skin coat as a print barrier for smooth glass-like surfaces.
- All Pro-Lines are hand-laid for maximum strength and durability.
- Only high tech 3610 knitted Fiberglass is used in the layup of Pro-Line boats for maximum strength and superior fiberglass to resin ratio, resulting in strong, lightweight fishing boats.
- All stringers and transoms are installed while the part is still in the mold for perfect alignment and fit. This will ensure true performance from the finished product.
- All Pro-Line parts are allowed to cure in the molds to prevent any distortion. This takes time and cost money but perfection is expected at Pro-Line.
- Pro-Line laminates backing material into every hull and deck built everywhere hardware will be installed.
- Pro-Line fuel tanks are manufactured using only the highest quality anodized aluminum. Pro-Line then pressure tests the tanks three times before they are allowed to leave the factory. This ensures years of trouble-free service.
- Pro-Line uses a closed cell foam flotation under the sub-floor and inside the FIST stringer systems. Closed cell foam is extremely buoyant and does not absorb water. It also adds strength to the hull and acts as a sound deadener giving you a safer and quieter ride.
- All Pro-Lines are fitted with fiberglass inner liners for rugged durability and easy maintenance.
- Pro-Line boats hull and deck are joined together using polyester bonding putty and epoxy coated stainless fasteners. The seam is then filled with polyurethane sealant to prevent leakage and provide additional adhesion.
- Pro-Line uses 316 Marine Grade Stainless Steel on all of their hardware (cleats, hinges, etc.) for strength and a long lasting luster.
- All Pro-Line wiring is color-coded, heavy gauge wiring that meets or exceeds NMMA requirements. All wiring connections are sealed with heat shrink tubing to permanently protect the connection from the elements. Pro-Line takes this extra step to ensure years of trouble free service.
- Unlike most other corporately owned boat companies, with Pro-Line you can choose your engine brand.
- Pro-Line upholstery and canvas are made in-house to ensure control over quality and cost, guaranteeing the consumer the highest quality product at the best possible price.
- All Pro-Line boats are NMMA certified, which is a higher standard than what the U.S. Coast Guard requires. This ensures boating safety and trouble-free service for years to come.
- All Pro-Line boats use the FIST (Fiberglass Integrated Structural Technology) Stringer System. FIST is a superior boat building process that utilizes a fiberglass stringer system and high density Divinycell Foam coring in place of wood. It's the highest standard for the construction of rugged fishing boats and Pro-Line backs it with a 10 year, transferable hull warranty. The FIST system with Divinycell Foam coring eliminates the possibility of rotting wood.
- Pro-Line offers a Lifetime 10 year transferable hull warranty that helps keep the resale value of your boat higher.



150 STALKER

SPECIFICATIONS

Length Overall	15'6"
Beam	6'7"
Draft (hull only)	
Engine Up	9"
Engine Down	25"
Fuel Capacity (portable)	6 Gal.
Weight (hull only)	1000 lbs.
Cockpit Area	30 Sq. Ft.
Cockpit Depth	12"
Bridge Clearance	
No Top	2'9"
Max HP	75 HP

PERFORMANCE DATA

ENGINE: MODEL	SEC. TO PLANE	FUEL CAP.	SPEED 4000 RPM	MPG 4000 RPM	RANGE 4000 RPM	W.O.T. MPH
F 50 ELPT	3.5	6 GAL.	19MPH	6.3	30 MILES	26-28
F 70 ELPT	3.0	6 GAL.	27 MPH	6.5	30 MILES	33-35
M 60 ELPTO	4.1	6 GAL.	27 MPH	7.5	40 MILES	30-32
M 75 ELPTO	2.3	6 GAL.	30 MPH	5.4	30 MILES	38-40
O 48 ELSEO	4.5	6 GAL.	19 MPH	7.4	40 MILES	26-28
O 70 ELSEO	2.7	6 GAL.	27 MPH	6.0	30 MILES	37-39

ALL DATA IS SUBJECT TO CHANGE

150 STALKER

STANDARD EQUIPMENT

- Aqua Striping & Logo
- Battery Box
- Cargo Net Storage
- Casting Platform w/Storage
- FIST Stringer System
- Divinycell Foam Core Transom
- Hatch w/ True Gutter System
- Level Closed Cell Foam Flotation
- Maxguard Gelcoat
- Mechanical Steering
- Navigation Lights
- NMMA Certified
- Non Skid Decks
- Self Bailing Cockpit
- Stainless Steel (Marine Grade) Bow Rails
- Stainless Steel (Marine Grade) Bow and Stern Eyes
- Stainless Steel (Marine Grade) Cleats - 3
- Warranty - Lifetime / 10 Years Transferable

OPTIONAL EQUIPMENT

- 500 GPH Bilge Pump w/Auto Float Switch
- Shrink Wrap

OPTION PACKAGES:

SPORTSTER PACKAGE

- Bimini Top
- Seat Cushions (removable)
- Bilge Pump w/Auto Float Switch



153 STALKER

SPECIFICATIONS

Length Overall	15'6"
Beam	6'7"
Draft (hull only)	
Engine Up	9"
Engine Down	25"
Fuel Capacity (portable)	20 Gal.
Weight (hull only)	1150 lbs.
• (90 Jet)	1404 lbs.
Cockpit Area	14 Sq. Ft.
Cockpit Depth	13"
Bridge Clearance	
No Top	3'4"
Max HP	
Jet	90 HP
O/B	90 HP

PERFORMANCE DATA

ENGINE: MODEL	SEC. TO PLANE	FUEL CAP.	SPEED 4000 RPM	MPG 4000 RPM	RANGE 4000 RPM	W.O.T. MPH
O 60 TLEO	3.4	20 GAL.	20 MPH	6.6	120 MILES	33-35

ALL DATA IS SUBJECT TO CHANGE

153 STALKER

STANDARD EQUIPMENT

- Aqua Striping & Logo • Bilge Pump (500 GPH) • Baitwell - Insulated • Casting Deck w/Storage • FIST Stringer System • Electric Fuel Gauge • Hatches w/ True Gutter System • Horn - Electric • Flotation Foam • Maxguard Gelcoat • Navigation Lights - Removable • NMMA Certified • Rod Holder Storage (Hidden) • Seat Cushions (3 Person) • Slip Resistant Deck, Cockpit & Gunnel • Stainless Steel (Marine Grade) Cleats Pop-Up - 3 • Storage Bow & Stern (Dry/Insulated) • Trolling Battery Storage for 2 • Upholstery (Removable) • Warranty - Lifetime / 10 Years Transferable

OPTIONAL EQUIPMENT

- Baitwell System • Bimini Top • Compass • Graphics Package (Aqua, Blue, Gray, Jade, Red) • Lift Kit • Poling Platform • Poling Platform Leaning Post • Pop Up Pole Holders (3) • Radio - VHF w/Antenna • Seat - Forward Casting Platform (folding) • Trolling Motor (12V hand controlled) • 12V Receptacle • Trim Tabs

OPTION PACKAGES:

ELECTRONICS PACKAGE


- Small Magnetic Compass • Depth Finder • VHF Radio

GPS PACKAGE

- GPS Navigation System • VHF Radio • Compass

BASS PACKAGE

- Built in Tackle Box • Baitwell Aerator • 2 Casting Chairs (Folding) • Bass Stalker Logo



170 STALKER

170 STALKER

SPECIFICATIONS

Length Overall	17'0"
Beam	7'6"
Draft (hull only)	
Engine Up	9"
Engine Down	29"
Fuel Capacity (portable)	30 Gal.
Weight (hull only)	1750 lbs.
Cockpit Area	50 Sq. Ft.
Cockpit Depth	22"
Bridge Clearance	
No Top	3'9"
Max HP	120 HP

PERFORMANCE DATA

ENGINE: MODEL	SEC. TO PLANE	FUEL CAP.	SPEED 4000 RPM	MPG 4000 RPM	RANGE 4000 RPM	W.O.T. MPH
F 90 ELPT	3.7	30 GAL.	25 MPH	5.0	135 MILES	33-35
M 90 ELPTO	4.1	30 GAL.	26 MPH	4.8	130 MILES	34-36
M 135 ELPTO	3.0	30 GAL.	30 MPH	4.3	115 MILES	36-38
O 88 TSLO	3.5	30 GAL.	26 MPH	4.5	120 MILES	31-33
O 115 TLEO	4.2	30 GAL.	29 MPH	3.5	95 MILES	36-38

ALL DATA IS SUBJECT TO CHANGE

STANDARD EQUIPMENT

- Anchor and Rope Locker Storage
- Aqua Stripping & Logo
- Battery Tray
- Bilge Pump (1250 GPH) and Automatic Float Switch
- Casting Deck Fish/Storage Box Insulated
- Center Console w/Storage
- Cleats 8" (3)
- Control - Binnacle
- Dash Panel w/Resettable Breakers
- Divinycell Transom
- Drink Holders
- Electronics Area
- Flotation Foam (Closed Cell)
- FIST - Fiberglass Integrated Structural Technology
- Fuel/Water Separator
- Full Instrumentation (Fuel, MPH, RPM, Temp., Trim, Volts)
- Garboard Drain
- Gunnel Trim - Rigid Vinyl
- Horn - Electric
- Hatches w/True Gutter System
- Level Closed Cell Foam Flotation
- Maxguard Gelcoat
- Navigational Lights
- NMMA Certified
- Non-Skid Deck
- Plexiglass Windshield
- Rod Racks - Horizontal
- Seat - Twin Pedestal
- Self Bailing Cockpit
- Stainless Steel (Marine Grade) Deck Hardware Thru Bolted
- Stainless Steel (Marine Grade) Steering Wheel
- Stainless Steel (Marine Grade) Windshield Grab Rail
- Steering - Rotary Helm
- Tackle Box - Built In
- Terminal Bar - Helm and Transom
- Warranty - Lifetime / 10 Years Transferable

OPTIONAL EQUIPMENT

- Cooler 94 Qt. w/Flip Flop Backrest
- Compass
- Dive Platform - Half w/Ladder
- Lift Kit
- Rod Holders (2-Pair)
- Stereo AM/FM Cassette w/2 Speakers
- Shrink Wrap
- Top - Bimini
- 94 Qt. Cooler w/Backrest and Cushions

OPTION PACKAGES:

CONVENIENCE PACKAGE

- Bow Cushion
- Cockpit Lights (1 Pair)
- Dive Platform - Half w/Ladder

FISH PACKAGE

- Baitwell - Recirculating (No Wash Down)
- Rod Holders (2 Pair)
- 94 Qt. Cooler w/Backrest

ELECTRONICS PACKAGE

- Compass
- Depth Finder
- VHF Radio w/Antenna



180 STALKER

1996- 180 STALKER

SPECIFICATIONS

Length Overall	18'10"
Beam	8'0"
Draft (hull only)	
Engine Up	13"
Engine Down	31"
Fuel Capacity (portable)	50 Gal.
Weight (hull only)	1900 lbs.
Cockpit Area	80 Sq. Ft.
Cockpit Depth	21"
Bridge Clearance	
No Top	4'7"
Max HP	120 HP
Max Persons/ Weight Cap.	5 persons/750 lbs

PERFORMANCE DATA

ENGINE: MODEL	SEC. TO PLANE	FUEL CAP.	SPEED 4000 RPM	MPG 4000 RPM	RANGE 4000 RPM	W.O.T. MPH
F 90 ELPT	3.2	50 GAL.	24 MPH	4.7	212 MILES	32-36
M 115 ELPTO	4.9	50 GAL.	25 MPH	3.9	175 MILES	38-40
O 112 TSLEDR	5.5	50 GAL.	31 MPH	4.0	180 MILES	38-40
O 115 SLEDR	4.3	50 GAL.	31 MPH	4.4	198 MILES	38-40

ALL DATA IS SUBJECT TO CHANGE

STANDARD EQUIPMENT

- Anchor and Rope Locker Storage
- Aqua Stripping & Logo
- Battery Tray
- Bilge Pump (1250 GPH) and Automatic Float Switch
- Casting Deck Fish/Storage Box Insulated
- Center Console w/Storage
- Cleats 8" (4)
- Control - Binnacle
- Dash Panel w/Resettable Breakers
- Divinycell Foam Core Transom
- Drink Holders
- Electronics Area
- Flotation Foam (Closed Cell)
- FIST Stringer System
- Fuel/Water Separator
- Full Instrumentation (Fuel, MPH, RPM, Temp., Trim, Volts)
- Garboard Drain
- Gunnel Trim - Rigid Vinyl
- Hatches w/True Gutter System
- Horn - Electric
- Maxguard Gelcoat
- Navigational Lights
- NMMA Certified
- Non-Skid Deck
- Plexiglass Windshield
- Rod Racks - Vertical (Console)
- Seat - 76 Qt. Flip Flop Cooler
- Self Bailing Cockpit
- Stainless Steel (Marine Grade) Deck Hardware Thru Bolted
- Stainless Steel (Marine Grade) Steering Wheel
- Stainless Steel (Marine Grade) Windshield Grab Rail
- Steering - Rotary Helm
- Tackle Box - Built-In
- Terminal Bar - Helm and Transom
- Warranty - Lifetime / 10 Years Transferable

OPTIONAL EQUIPMENT

- Compass
- Dive Platform - Half w/Ladder
- Lift Kit
- Stereo AM/FM Cassette w/2 Speakers
- Shrink Wrap
- Top - Bimini
- 94 Qt. Cooler w/Backrest and Cushions

OPTION PACKAGES:

SPORT CONVENIENCE PACKAGE

- Cockpit Lights (1 Pair)
- Dive Platform - Half w/Ladder

FISH PACKAGE

- Baitwell - Recirculating (No Wash Down)
- Rod Holders (2 Pair)
- 94 Qt. Cooler w/Backrest

ELECTRONICS PACKAGE

- Compass
- Depth Finder
- VHF Radio w/Antenna

GPS PACKAGE

- Compass
- Depth Finder
- GPS
- VHF Radio



190 STALKER

SPECIFICATIONS

Length Overall	18'5"
Beam	7'6"
Draft (hull only)	12"
Hull Type	Deep Vee
Fuel Capacity (portable)	69 Gal.
Weight (hull only)	2100 lbs.
Cockpit Area	61 Sq. Ft.
Cockpit Depth	22 1/2"
Bridge Clearance	
No Top	4'8"
Max HP O/B	150 HP

PERFORMANCE DATA

ENGINE: MODEL	SEC. TO PLANE	FUEL CAP.	SPEED 4000 RPM	MPG 4000 RPM	RANGE 4000 RPM	W.O.T. MPH
F 120 ELPT	3.2	69 GAL.	28 MPH	4.2	260 MILES	34-36
M 115 ELPTO	2.9	69 GAL.	27 MPH	4.8	300 MILES	34-36
M 135 L	3.2	69 GAL.	33 MPH	3.4	210 MILES	41-43
M 150 L	3.3	69 GAL.	33 MPH	4.3	270 MILES	44-46
M 150 XRI	2.5	69 GAL.	35 MPH	3.1	190 MILES	45-47
O 115 TLEO	4.1	69 GAL.	28 MPH	4.5	300 MILES	34-36
O 130 TLEO	2.7	69 GAL.	26 MPH	3.6	225 MILES	35-37
O 150 ELEO	2.5	69 GAL.	30 MPH	3.1	190 MILES	37-39

ALL DATA IS SUBJECT TO CHANGE

190 STALKER

STANDARD EQUIPMENT

- Anchor and Rope Locker Storage
- Aqua Striping & Logo
- Battery Tray
- Bilge Pump (1250 GPH) and Automatic Float Switch
- Casting Deck Fish/Storage Box Insulated
- Center Console w/Storage
- Cleats 8" (3)
- Control - Binnacle
- Dash Panel w/Resettable Breakers
- Divinycell Foam Core Transom
- Drink Holders
- Electronics Area
- Flotation Foam (Closed Cell)
- FIST Stringer System
- Fuel/Water Separator
- Full Instrumentation (Fuel, MPH, RPM, Temp., Trim, Volts)
- Garboard Drain
- Gunnel Trim - Rigid Vinyl
- Hatches w/True Gutter System
- Horn - Electric
- Maxguard Gelcoat
- Navigational Lights
- NMMA Certified
- Non-Skid Deck
- Plexiglass Windshield
- Rod Racks (6 Rod Cap.)
- Seat - Helm and Passenger
- Self Bailing Cockpit
- Stainless Steel (Marine Grade) Deck Hardware Thru Bolted
- Stainless Steel (Marine Grade) Steering Wheel
- Stainless Steel (Marine Grade) Windshield Grab Rail
- Steering - Rotary Helm
- Tackle Box - Built-In
- Terminal Bar - Helm and Transom
- Warranty - Lifetime / 10 Years Transferable

OPTIONAL EQUIPMENT

- Compass
- Dive Platform - Half w/Ladder
- Lift Kit
- Rod Holders - (2 Pair)
- Steering - Hydraulic
- Stereo AM/FM Cassette w/2 Speakers
- Shrink Wrap
- Top - Bimini
- 94 Qt. Cooler w/Backrest and Cushions
- 76 Qt. Cooler w/Flip Flop Seat

OPTION PACKAGES:

CONVENIENCE PACKAGE

- Bow Cushion
- Cockpit Lights (1 Pair)
- Dive Platform - Half w/Ladder
- Springline Cleats 8" (2)

FISH PACKAGE

- Baitwell - Recirculating (No Wash Down)
- Rod Holders (2 Pair)
- 94 Qt. Cooler w/Backrest

ELECTRONICS PACKAGE

- Compass
- Depth Finder
- VHF Radio w/Antenna

GPS PACKAGE

- Compass
- Depth Finder
- GPS
- VHF Radio



1996 - **200 STALKER**

SPECIFICATIONS

DEADRISE	19'
Length Overall	20'2"
Beam	8'0"
Draft (hull only)	
Engine Up	13"
Engine Down	33"
Hull Type	Deep Vee
Fuel Capacity	70 Gal.
Weight (hull only)	2250 lbs.
Cockpit Area	97 Sq. Ft.
Cockpit Depth	22.5"
Bridge Clearance	
No Top	5'4"
Max HP	
Outboard	175 HP
Max Persons/ Weight Cap.	7 Persons/1000 Lbs.
Baitwell Cap.	50 Qts.
Fish Box Cap.	50 Qts.

PERFORMANCE DATA

ENGINE:	SEC. TO	FUEL	SPEED	MPG	RANGE	W.O.T.
MODEL	PLANE	CAP.	4000 RPM	4000 RPM	4000 RPM	MPH
F 120 EXLPT	5.0	70 GAL.	26 MPH	3.9	246 MILES	32-34

ALL DATA IS SUBJECT TO CHANGE

200 STALKER

STANDARD EQUIPMENT

- Anchor and Rope Locker Storage • Aqua Striping & Logo • Battery Tray • Bilge Pump (1250 GPH) and Automatic Float Switch • Casting Deck Fish/Storage Box Insulated • Center Console w/Storage • Cleats 8" (3) • Control - Binnacle • Dash Panel w/Resettable Breakers • Divinycell Foam Core Transom • Drink Holders • Electronics Area • Flotation Foam (Closed Cell) • FIST Stringer System • Fuel/Water Separator • Full Instrumentation (Fuel, MPH, RPM, Temp., Trim, Volts) • Garboard Drain • Gunnel Trim - Rigid Vinyl • Hatches w/True Gutter System • Horn - Electric • Maxguard Gelcoat • Navigational Lights • NMMA Certified • Non-Skid Deck • Plexiglass Windshield • Rod Racks (6 Rod Cap.) • Seats - Helm and Passenger • Seats - Aft Jump • Self Bailing Cockpit • Stainless Steel (Marine Grade) Deck Hardware Thru Bolted • Stainless Steel (Marine Grade) Steering Wheel • Stainless Steel (Marine Grade) Windshield Grab Rail • Steering - Rotary Helm • Tackle Box - Built-In • Terminal Bar - Helm and Transom • Warranty - Lifetime / 10 Years Transferable

OPTIONAL EQUIPMENT

- Battery Switch for Dual Batteries • Compass • Dive Platform - Half w/Ladder • Lift Kit • Rod Holders - (2 Pair) • Steering - Hydraulic • Stereo AM/FM Cassette w/2 Speakers • Shrink Wrap • Top - Bimini • 94 Qt. Cooler w/Backrest

OPTION PACKAGES:

SPORT CONVENIENCE PACKAGE

- Bow Cushion • Cockpit Lights (1 Pair) • Dive Platform - Half w/Ladder • Springline Cleats 8" (2)

FISH PACKAGE


- Baitwell - Recirculating (No Wash Down) • Rod Holders (2 Pair) • 94 Qt. Cooler w/Backrest

ELECTRONICS PACKAGE

- Compass • Depth Finder • VHF Radio w/Antenna

GPS PACKAGE

- Compass • Depth Finder • GPS • VHF Radio



201 STALKER

SPECIFICATIONS

Length Overall	20'2"
Beam	8'0"
Draft (hull only)	
Engine Up	13"
Engine Down	33"
Hull Type	Deep Vee
Fuel Capacity	70 Gal.
Weight (hull only)	2500 lbs.
Cockpit Area	29.25 Sq. Ft.
Cockpit Depth	22.5"
Bridge Clearance	
No Top	5'5"
w/Hard Top	7'6"
Max HP O/B	175 HP
Max Persons/ Weight Cap.	7 Persons/1000 lbs.
Baitwell Cap.	48 Qts.
Fish Box Cap.	48 Qts.

PERFORMANCE DATA

ENGINE: MODEL	SEC. TO PLANE	FUEL CAP.	SPEED 4000 RPM	MPG 4000 RPM	RANGE 4000 RPM	W.O.T. MPH
F 120 EXPT	5.2	70 GAL.	25 MPH	3.4	215 MILES	31-33
M 115 ELPTO	6.7	70 GAL.	22 MPH	2.9	185 MILES	29-31
M 135 XL	5.0	70 GAL.	29 MPH	3.2	200 MILES	37-39
M 150 XL	4.1	70 GAL.	29 MPH	3.4	215 MILES	38-40
O 115 TLXO	5.1	70 GAL.	22 MPH	3.0	190 MILES	29-32
O 130 TLXO	3.4	70GAL.	24 MPH	2.9	185 MILES	33-35
O 150 ELXO	2.9	70 GAL.	29 MPH	2.9	185 MILES	37-39

ALL DATA IS SUBJECT TO CHANGE

201 STALKER

STANDARD EQUIPMENT

- Anchor and Rope Locker Storage
- Aqua Striping & Logo
- Battery Tray
- Bilge Pump (1250 GPH) and Automatic Float Switch
- Cleats 8" (3)
- Control - Binnacle
- Dash Panel w/ Resettable Breakers
- Divinycell Foam Core Transom
- Drink Holders
- Electronics Area
- Flotation Foam (Closed Cell)
- FIST Stringer System
- Fuel/Water Separator
- Full Instrumentation (Fuel, MPH, RPM, Temp., Trim, Volts)
- Garboard Drain
- Gunnel Trim - Rigid Vinyl
- Hatches w/True Gutter System
- Horn - Electric
- Maxguard Gelcoat
- Navigational Lights
- NMMA Certified
- Non-Skid Deck
- Rod Racks (6 Rod Cap.)
- Seats - Helm and Passenger
- Seats - Aft Jump
- Self Bailing Cockpit
- Stainless Steel (Marine Grade) Deck Hardware Thru Bolted
- Stainless Steel (Marine Grade) Steering Wheel
- Stainless Steel (Marine Grade) Welded Bow Rail
- Steering - Rotary Helm
- Tackle Box - Built-In
- Tempered Glass Windshield
- Terminal Bar - Helm and Transom
- Warranty - Lifetime / 10 Years Transferable

OPTIONAL EQUIPMENT

- Battery Switch for Dual Batteries
- Compass
- Dive Platform - Half w/Ladder
- Filler Cushion - Aft
- Gunnel Mounted Outriggers
- Head - Porta Potti w/Filler Cushion
- Lift Kit
- Rod Holders - (2 Pair)
- Steering - Hydraulic
- Stereo AM/FM Cassette w/2 Speakers
- Shrink Wrap
- Top - Bimini

OPTION PACKAGES:

CONVENIENCE PACKAGE

- Cockpit Lights (1 Pair)
- Dive Platform - Half w/Ladder
- Porta Potti w/ Forward Filler Cushion
- Springline Cleats 8" (2)

FISH PACKAGE

- Baitwell - Recirculating (No Wash Down)
- Rod Holders (2 Pair)

ELECTRONICS PACKAGE

- Compass
- Depth Finder
- VHF Radio w/Antenna

GPS PACKAGE

- Compass
- Depth Finder
- GPS
- VHF Radio



202 STALKER

202 STALKER

SPECIFICATIONS

Length Overall	20'2"
Beam	8'0"
Draft (hull only)	
Engine Up	13"
Engine Down	33"
Hull Type	Deep Vee
Fuel Capacity	70 Gal.
Weight (hull only)	2500 lbs.
Cockpit Area	29.25 Sq. Ft.
Cockpit Depth	22.5"
Bridge Clearance	
No Top	4'11"
Max HP	
Outboard	175 HP
Max Persons/ Weight Cap.	7 Persons/1000 lbs.
Baitwell Cap.	39 Qts.
Fish Box Cap.	39 Qts.

PERFORMANCE DATA

ENGINE: MODEL	SEC. TO PLANE	FUEL CAP.	SPEED 4000 RPM	MPG 4000 RPM	RANGE 4000 RPM	W.O.T. MPH
F 120 EXLPT	4.6	70 GAL.	23 MPH	3.2	202 MILES	29-31

ALL DATA IS SUBJECT TO CHANGE

STANDARD EQUIPMENT

- Anchor and Rope Locker Storage
- Aqua Striping & Logo
- Battery Tray
- Bilge Pump (1250 GPH) and Automatic Float Switch
- Casting Deck Fish/Storage Box Insulated
- Console Dual w/Storage
- Cleats 8" (3)
- Control - Binnacle
- Dash Panel w/ Resettable Breakers
- Divinycell Foam Core Transom
- Drink Holders
- Electronics Area
- Flotation Foam (Closed Cell)
- FIST Stringer System
- Fuel/Water Separator
- Full Instrumentation (Fuel, MPH, RPM, Temp., Trim, Volts)
- Garboard Drain
- Gunnel Trim - Rigid Vinyl
- Hatches w/True Gutter System
- Horn - Electric
- Maxguard Gelcoat
- Navigational Lights
- NMMA Certified
- Non-Skid Deck
- Rod Racks (6 Rod Cap.)
- Seats - Helm and Passenger
- Seats - Aft Jump
- Self Bailing Cockpit
- Stainless Steel (Marine Grade) Deck Hardware Thru Bolted
- Stainless Steel (Marine Grade) Steering Wheel
- Stainless Steel (Marine Grade) Welded Bow Rail
- Steering - Rotary Helm
- Tackle Box - Built-In
- Tempered Glass Windshield
- Terminal Bar - Helm and Transom
- Warranty - Lifetime / 10 Years Transferable

OPTIONAL EQUIPMENT

- Battery Switch for Dual Batteries
- Compass
- Dive Platform - Half w/Ladder
- Gunnel Mounted Out riggers
- Lift Kit
- Rod Holders - (2 Pair)
- Steering - Hydraulic
- Stereo AM/FM Cassette w/2 Speakers
- Shrink Wrap
- Top - Bimini or Convertible

OPTION PACKAGES:

CONVENIENCE PACKAGE

- Bow Cushion
- Cockpit Lights (1 Pair)
- Dive Platform - Half w/Ladder
- Springline Cleats 8" (2)

FISH PACKAGE


- Baitwell - Recirculating (No Wash Down)
- Rod Holders (2 Pair)

ELECTRONICS PACKAGE

- Compass - Magnetic
- Depth Finder
- VHF Radio

GPS PACKAGE

- Compass
- Deluxe Depth Finder
- GPS Navigation System
- VHF Radio



183 FLATS

183 FLATS

SPECIFICATIONS

Length Overall	18'4"
Beam	8'0"
Draft (hull only)	
Engine Up	9"
Engine Down	29"
Fuel Capacity (portable)	45 Gal.
Weight (hull only)	1450 lbs.
Cockpit Area	30 Sq. Ft.
Cockpit Depth	11"
Bridge Clearance	
No Top	3'8"
Fresh Water (Opt.)	2 1/2 Gal.
Max HP	150 HP

PERFORMANCE DATA

ENGINE: MODEL	SEC. TO PLANE	FUEL CAP.	SPEED 4000 RPM	MPG 4000 RPM	RANGE 4000 RPM	W.O.T. MPH
M 150 L	2.9	45 GAL.	36 MPH	2.8	115 MILES	44-46
O 115 TLEO	3.5	45 GAL.	28 MPH	4.2	170 MILES	34-66
O 150 GSLO	2.5	45 GAL.	35 MPH	3.3	135 MILES	44-46

ALL DATA IS SUBJECT TO CHANGE

STANDARD EQUIPMENT

- Bilge Pump (1250 GPH) • Baitwell - Recirculating - Insulated (16 Gal.) • Baitwell and Livewell Lights • Catch & Release Well - Insulated • Cleats - Pop-Up 4 1/2" (3) • Cockpit Lights (2) • Control Panel w/Resettable Breakers • Divinycell Foam Core Transom • Electric Fuel Gauge • Electric Horn • Fuel/Water Separator • Hatches w/True Gutter System • Level Closed Cell Flotation Foam • Maxguard Gelcoat • Navigational Lights - Removable • NMMA Certified • Rod Racks (10') • Seat Cushions (3 Person) • Slip Resistant Deck, Cockpit and Gunnels • Stainless Steel (Marine Grade) 12 Volt Receptacle Plug • Stainless Steel (Marine Grade) Steering Wheel • Storage Bow and Stern (Dry/Insulated) • Trolling Battery Storage for 2 Batteries • Warranty - Lifetime / 10 Years Transferable

OPTIONAL EQUIPMENT

- Battery Charger 12/24 Volt • Battery Switch (Dual) • Compass • Console Cover • Cooler Seat w/Back Rest • Depth Finder (Standard or Deluxe) • Cockpit Shower • GPS (Standard or Deluxe) • Graphics Package (Aqua, Blue, Gray, Jade, Red) • Jackplate • Lift Kit • Poling Platform • Poling Platform Leaning Post • Pop-Up Pole Holders • Stereo AM/FM Cassette w/2 Speakers • Stereo AM/FM CD w/2 Speakers • Radio - VHF w/Antenna • Receptacle - 12 Volt • Rod Holders • Seats - Forward Casting Platform • Shrink Wrap • Steering - Hydraulic • Stereo w/Speakers • Trim Tabs • Trolling Motor (12V Hand Control) • Trolling Motor (24V Foot Control)

OPTION PACKAGES:

ELECTRONICS PACKAGE

- Magnetic Compass • Depth Finder • VHF Radio

GPS PACKAGE

- GPS - Navigation System • VHF Radio • Compass • Depth Finder

GPS PACKAGE

- Deluxe GPS - Navigation System (Chart-Mate) • VHF Radio • Compass • Deluxe Depth Finder •



210 SPORTSMAN

SPECIFICATIONS

Length Overall	20'11"
Beam	8'6"
Draft (hull only)	14"
Hull Type	Deep Vee
Fuel Capacity	95 Gal.
Weight (hull only)	2800 lbs.
Cockpit Area	80 Sq. Ft.
Cockpit Depth	28' 7"
Bridge Clearance	
No Top	5'6"
w/Tee Top	7'11"
Max HP O/B	225 HP
Freshwater Cap. (Opt.)	15 Gal.

PERFORMANCE DATA

ENGINE: MODEL	SEC. TO PLANE	FUEL CAP.	SPEED 4000 RPM	MPG 4000 RPM	RANGE 4000 RPM	W.O.T. MPH
M 150 XL	3.9	95 GAL.	26 MPH	2.9	250 MILES	36-38
M 200 XL	3.5	95 GAL.	34 MPH	4.2	360 MILES	44-46
M 225 XL	3.9	95 GAL.	37 MPH	2.4	205 MILES	47-49
O 150 EXEO	3.3	95 GAL.	25 MPH	3.2	275 MILES	36-38

ALL DATA IS SUBJECT TO CHANGE

210 SPORTSMAN

STANDARD EQUIPMENT

- Accessory Bus Bar Under Dash • Automatic Float Switch Bilge Pump (1500 GPH) • Anchor Locker Storage • Battery Tray w/Hold Down (Single) • Casting Deck Storage • Center Console w/Storage • Cutting Board • Dash Panel • Divinycell Foam Core Transom • Drink Holders • Electric Fuel Gauge • Electric Horn • Flotation Foam (Closed Cell) • FIST Stringer System • Fuel/Water Separator • Garboard Drains • Hatches w/True Gutter System • Illuminated Switch Panel w/Resettable Breakers • Insulated Aft Baitwell/Livewell • Insulated Fish Box/Livewells (2) • Maxguard Gelcoat • Mechanical Rotary Helm Steering Navigation Lights • Molded In Console Seat • NMMA Certified • Plexiglass Windshield • Remote Oil Deck Fill (Engine Package Only) • Rigid Vinyl Gunnel Trim w/Stainless Steel (Marine Grade) Insert • Rod Racks • Stainless Steel (Marine Grade) Cleats (8") • Stainless Steel (Marine Grade) Deck Hardware Thru Bolted • Stainless Steel (Marine Grade) Full Bow Rails • Stainless Steel (Marine Grade) Steering Wheel • Stainless Steel (Marine Grade) Windshield Grab Rail • Steering - Rotary Helm • Striping Package (Aqua, Blue, Gray, Jade, Red) • Tackle Box - Built-In • Twin Pedestal Seats • Warranty - Lifetime / 10 Years Transferable

OPTIONAL EQUIPMENT

- Baitwell Recirculating Washdown System Aft • Battery Switch - Dual w/Trays • Bimini Top • Bracket - Single + 2 O/B • Bracket w/Full Transom • Cleats - Spring Line • Cockpit Shower • Compass • Cooler (94 Qt.) w/Stainless Steel Flip Flop (Upgrade) • Console Cover • Cushions - Bolster Cockpit • Cushion - Bow • Cushion - Seat Transom • Depth Finder • Dive Platform - Half w/Ladder • Flo Scan Gauge (Single) • GPS • Leaning Post (2700 Style) • Lift Kit • Lights - Remote Control Spot (Requires Tee Top) • Lights - Spreader (Requires Tee Top) • Lure Cabinet • Outriggers - Gunnel Mount or Top Gun T-Top Mounted • Radio - VHF w/Antenna • Rod Holders - (2 Pair) • Shrink Wrap • Steering - Hydraulic • Steering - No Fee Back Cable • Stereo AM/FM Cassette w/2 Speakers • Stereo AM/FM CD w/2 Speakers • Storm Hood • Top - Tee w/Radio Box • Trim Tabs • 12-Volt Receptacle

OPTION PACKAGES:

CONVENIENCE PACKAGE

- Bow Cushion • Cockpit Bolster Cushions • Cockpit Lights (1 Pair) • Dive Platform - Half w/Ladder • Springline Cleats

FISH PACKAGE

- Baitwell - Recirculating w/Raw Water Washdown System • Rod Holders (2 Pair)

ELECTRONICS PACKAGE

- Compass • Depth Finder • VHF Radio w/Antenna

GPS PACKAGE (STD)

- GPS - Navigation System • VHF Radio w/Antenna • Compass • Depth Finder

GPS PACKAGE (DELUXE)

- GPS Chartmate • Deluxe Depth Finder • Compass • VHF Radio

240 SPORTSMAN



240 SPORTSMAN

SPECIFICATIONS

Length Overall	25'5"
Beam	8'6"
Draft (hull only)	14"
Hull Type	Deep Vee
Fuel Capacity O/B	144 Gal.
Weight (hull only)	3600 lbs.
Cockpit Area	94 Sq. Ft.
Cockpit Depth	29 1/4"
Bridge Clearance	
No Top	6'9"
w/Tee Top	8'1"
Max HP O/B	300 HP
Fresh Water Cap. (Opt.)	15 Gal.

PERFORMANCE DATA

ENGINE: MODEL	SEC. TO PLANE	FUEL CAP.	SPEED 4000 RPM	MPG 4000 RPM	RANGE 4000 RPM	W.O.T. MPH
M 200 XL	4.4	144 GAL.	30 MPH	2.6	335 MILES	37-39
M 225 XL	4.5	144 GAL.	34 MPH	2.0	260 MILES	40-42
M 225 EFI	4.8	144 GAL.	32 MPH	2.1	272 MILES	40-43
M T-135 XL	3.2	144 GAL.	33 MPH	2.1	270 MILES	43-45
M T-150 XL	2.8	144 GAL.	39 MPH	2.4	310 MILES	46-48
O 200 TEXO	3.8	144 GAL.	28 MPH	3.0	390 MILES	39-41

ALL DATA IS SUBJECT TO CHANGE

STANDARD EQUIPMENT

- Accessory Terminal Bar Under Dash • Automatic Float Switch Bilge Pump (1250 GPH) • Anchor Locker Storage • Battery Tray w/Hold Down • Bow Pulpit w/Roller • Bracket (Single +2) • Casting Deck Storage • Closed Cell Foam Flotation • Coolers/Storage Boxes (Insulated) • Cutting Board • Dash Panel • Divinycell Foam Core Transom • Drink Holders • Electric Horn • FIST Stringer System • Fuel/Water Separator • Garboard Drains • Hatches w/True Gutter System • Hydraulic Steering • Illuminated Instrument Panel w/Resettable Breakers • Insulated Fish Box • Leaning Post • Maxguard Gelcoat • Navigation Lights • NMMA Certified • Plexiglass Windshield • Remote Oil Deck Fill • Rigid Vinyl Gunnel Trim (Marine Grade) Stainless Steel Insert • Rod Racks • Sport Console w/Enclosed Head - Porta Potti • Stainless Steel (Marine Grade) Bow Rails • Stainless Steel (Marine Grade) Steering Wheel • Stainless Steel (Marine Grade) Windshield Grab Rail • Stainless Steel (Marine Grade) Welded Bow Rail • Striping Package (Aqua, Blue, Gray, Jade, Red) • Tackle Box - Built-In • Transom Door • Warranty - Lifetime / 10 Years Transferable

OPTIONAL EQUIPMENT

- Battery Switch - Dual w/Tray • Bimini Top • Cleats - Spring Line • Console Cover • Compass • Cushions - Bolster Cockpit • Cushion - Bow • Depth Finder • Dive Platform - Half w/Ladder • Dive Platform - Full w/Ladder • Dockside Discharge for Portable Head • Electric Head w/Macerator • Flo Scan Gauge (Single or Dual) • GPS • Leaning Post - Backrest • Lift Kit • Lights - Remote Control Spot (Requires Tee Top) • Lights - Spreader (Requires Tee Top) • Outriggers - Gunnel Mount or Top Gun T-Top Mounted • Radio - VHF w/Antenna • Rod Holders - (2 Pair) • Scuba Racks for Leaning Post • Shower (Cockpit) • Shrink Wrap • Stereo AM/FM Cassette w/2 Speakers • Stereo AM/FM CD w/2 Speakers • Storm Hood • Top - Tee w/Radio Box • Tee Top Enclosure Package • Trim Tabs • Windlass • 12 Volt Receptacle

OPTION PACKAGES:

CONVENIENCE PACKAGE

- Bow Cushion • Cockpit Bolster Cushions • Cockpit Lights (1 Pair) • Dive Platform - Half w/Ladder • Springline Cleats

DELUXE CONVENIENCE PACKAGE

- Bow Cushions • Cockpit Boltser Cushions • Dive Platform - Full w/Ladder • Spring Line Cleats

FISH PACKAGE

- Baitwell - Recirculating Pump • Fresh Water Faucet for Transom Sink • Raw Washdown System Aft • Rod Holders (2 Pair)

ELECTRONICS PACKAGE

- Compass - Magnetic • Depth Finder • VHF Radio

GPS PACKAGE

- Compass • Depth Finder • GPS Navigation System • VHF Radio

DELUXE GPS PACKAGE

- Compass • Deluxe Depth Finder • GPS Chartmate • VHF Radio



2700 SPORTSMAN

2700 SPORTSMAN

SPECIFICATIONS

Length Overall	27'6"
Beam	9'10"
Draft (hull only)	22"
Hull Type	Deep Vee
Fuel Capacity O/B	200 Gal.
Weight (hull only)	4750 lbs.
Cockpit Area	115 Sq. Ft.
Cockpit Depth	30"
Bridge Clearance	
No Top	6'4"
w/Tee Top	7'6"
Arch	7'8"
Max HP O/B	500 HP
Fresh Water Cap.	15 Gal.

PERFORMANCE DATA

ENGINE: MODEL	SEC. TO PLANE	FUEL CAP.	SPEED 4000 RPM	MPG 4000 RPM	RANGE 4000 RPM	W.O.T. MPH
M T-200 XL	4.5	200 GAL.	37 MPH	1.7	305 MILES	47-49
M T-225 XXL	3.3	200 GAL.	38 MPH	2.0	360 MILES	47-49
O T-200 TEXO	3.3	200 GAL.	35 MPH	2.3	415 MILES	44-46
O T-225 TEXO	4.0	200 GAL.	39 MPH	2.9	395 MILES	47-49

ALL DATA IS SUBJECT TO CHANGE

STANDARD EQUIPMENT

- Accessory Terminal Bar Under Dash
- Automatic Bilge Pump (1250 GPH)
- Anchor Locker Storage
- Battery Tray w/Battery Hold Down (2)
- Bow Pulpit w/Roller
- Bracket (Dual)
- Casting Deck Storage
- Coolers/Storage Box (Insulated)
- Cutting Boards (2)
- Divinycell Foam Core Transom
- Dive Platform Full w/Ladder
- Drink Holders
- Electric Fuel Gauge
- Electric Horn
- FIST Stringer System
- Foam Flotation (Closed Cell)
- Fresh Water System
- Fuel/Water Separator
- Garboard Drains
- Hatches w/True Gutter System
- Head (Center Console)
- Hydraulic Steering
- Illuminated Instrument Panel w/Resettable Breakers
- Insulated Aft Baitwell/Livewell
- Insulated Fish Box (3)
- In-Head Storage
- Leaning Post
- Maxguard Gelcoat
- Navigation Lights
- NMMA Certified
- Plexiglass Windshield
- Remote Oil Deck Fill (Engine Package Only)
- Rigid Vinyl Gunnel Trim (Marine Grade) Stainless Steel Insert
- Rod Racks
- Stainless Steel (Marine Grade) Bow Rail
- Stainless Steel (Marine Grade) Grab Rail
- Stainless Steel (Marine Grade) Helm Wheel
- Striping Package (Aqua, Blue, Gray, Jade, Red)
- Tackle Box - Built-In
- Transom Door
- Transom Bait Station W/20 Gal. Livewell
- Recirculating Washdown System w/Selector Panel, Knife & Plies Holder
- Warranty - Lifetime / 10 Years Transferable

OPTIONAL EQUIPMENT

- Battery Switch - Dual w/Trays
- Bimini Top
- Cleats - Spring Line
- Cockpit Shower
- Console Cover
- Compass
- Cooler w/Backrest
- Cushions - Bolster Cockpit
- Cushion - Bow
- Depth Finder
- Flo Scan Gauge (Dual)
- GPS
- Head - Electric w/Macerator, Pump Out, and 8.5 Gal. Holding Tank
- Leaning Post - Backrest
- Leaning Post w/Scuba Rack
- Lift Kit
- Lights - Remote Control Spot
- Lights - Spreader (Requires Tee Top or Arch)
- Outriggers - Gunnel Mount or Top Gun Radar Arch Mounted or Top Gun T-Top Mounted
- Radar Arch w/4 Rod Holders
- Radio - VHF w/Antenna
- Rod Holders - (2 Pair)
- Seat - Rear Bench Removable
- Shower (Cockpit or Head)
- Shrink Wrap
- Stereo AM/FM Cassette w/2 Speakers
- Stereo AM/FM CD w/2 Speakers
- Storm Hood
- Top - Tee w/Radio Box
- Trim Tabs
- Windlass
- 12V Receptacle
- Arch or Tee Top Enclosure Package
- Dockside Discharge for Porta Potti

OPTION PACKAGES:

CONVENIENCE PACKAGE

- Bow Cushion
- Cockpit Bolster Cushions
- Cockpit Lights (1 Pair)
- Springline Cleats

ELECTRONICS PACKAGE

- Compass - Magnetic
- Depth Finder
- VHF Radio

GPS PACKAGE

- Compass
- Deluxe Depth Finder
- GPS Chartmate
- VHF Radio



211 WALKAROUND

211 WALKAROUND

SPECIFICATIONS

Length Overall	30'11"
Beam	8'6"
Draft (hull only)	14"
Fuel Capacity	
O/B	95 Gal.
I/O	95 Gal.
Weight (hull only)	3550 lbs.
Cockpit Area	46 Sq. Ft.
Cockpit Depth	28.7"
Bridge Clearance	
No Top	5'9"
w/Hard Top	8'
Max HP	
O/B	225 HP
I/O	210 HP
Fresh Water Cap. (Opt.)	7 Gal.
Sleeping Cap.	2 Person
Cabin Head Room	57"

PERFORMANCE DATA

ENGINE: MODEL	SEC. TO PLANE	FUEL CAP.	SPEED 4000 RPM	MPG 4000 RPM	RANGE 4000 RPM	W.O.T. MPH
M 150 XL	4.2	95 GAL.	28 MPH	3.0	260 MILES	37-39
M 225 XL	3.6	95 GAL.	34 MPH	2.5	215 MILES	46-48
O 150 EXEO	4.3	95 GAL.	29 MPH	2.9	250 MILES	34-36
O 200 TEXO	5.5	95 GAL.	30 MPH	2.3	200 MILES	42-44
O 225 TEXO	3.7	95 GAL.	27 MPH	2.7	230 MILES	40-42

I/O ENGINES

I/O	ENGINES				
M 4.3 LX A-1	6.5	95 GAL.	22 MPH	3.4	290 MILES
M 5.7 LB-1	5.9	95 GAL.	28 MPH	3.6	310 MILES
V 4.3 GSDP	4.7	95 GAL.	20 MPH	3.1	265 MILES
V 5.0 FIDP	3.3	95 GAL.	22 MPH	3.4	290MILES

ALL DATA IS SUBJECT TO CHANGE

STANDARD EQUIPMENT

- Accessory Terminal Bar Under Dash • Anchor Locker Storage Compartment • Automatic Float Switch Bilge Pump (500 GPH-Forward) • Automatic Float Switch Bilge Pump (1250 GPH-Aft Bilge) • Battery Tray w/Hold Down (Single) • Cabin Accent Pillows (3) • Cabin Cushions 7 Bolsters • Cabin Door • Cabin Hatch • Cabin Lights • Cabin V-Berth Carpeted Storage • Cabin-Opening Port-Hole Windows & Screens w/Curtains • Cockpit Storage Shelves • Cutting Board • Divinycell Foam Core Transom • Drink Holders • Electric Fuel Gauge • Electric Horn • FIST Stringer System • Forward Cabin Shelves w/Mirrored Doors • Fuel/Water Separator • Garboard Drains • Hawse Pipe for Anchor Line • Hatches w/True Gutter System • Illuminated Instrument Panel w/Resettable Breakers • Insulated Fiberglass Fish Storage Box/Livewell (Dual Mid-Cockpit) • Maxguard Gelcoat • Mechanical Rotary Helm Steering • Navigation Lights • NMMA Certified • Remote Oil Deck Fill • Rigid Vinyl Gunnel Trim w/Stainless Steel (Marine Grade) Insert • Single Insulated Aft Baitwell • Stainless Steel (Marine Grade) Thru Bolted Hardware • Stainless Steel (Marine Grade) Full Bow Rail • Stainless Steel (Marine Grade) Steering Wheel • Striping Package (Aqua, Blue, Gray, Jade, Red) • Tackle Box - Built-In • Tempered Glass Windshield • Twin Pedestal Seats w/Armrest • Warranty - Lifetime / 10 Years Transferable

OPTIONAL EQUIPMENT

- Baitwell Recirculating Washdown System Aft • Battery Switch for Dual Batteries w/Trays (N/A w/I/O) • Bimini Top • Bracket - Plus 2 • Cabin Table w/Pedestal • Cleats - Spring Line (8") • Cockpit Shower • Compass - Large Magnetic • Curtain Package (Soft Top, Hard Top) • Cushions - Bolster Cockpit • Cushions - Filler • Cushions - Motor Box (I/O only) • Depth Finder • Dive Platform w/Full ladder (Requires Full Transom) • Dive Platform w/Half Ladder • Flo Scan (Single) • GPS • Hard Top w/Radio Box & Rocket Launchers • Head - Portable • Hydraulic Steering • Lift Kit • Lights - Cockpit • Lights - Remote Control Spot (Requires Hard Top) • Lights - Spreader (Requires Hard Top) • Outriggers - Gunnel Mount • Pump-Out for Portable Head • Radio - VHF w/Antenna • Rod Holders - (2 Pair) • Seat - Rear Bench Removable (Full Transom Only) • Seats - Jump O/B • Shrink Wrap • Stereo AM/FM Cassette w/4 Speakers • Stereo AM/FM CD w/4 Speakers • Trim Tabs • 12V Receptacle • Wiper - Port (In addition to Walk Convenience Package)

OPTION PACKAGES:

WALKAROUND PACKAGE

- Cockpit Bolster Cushions • Cockpit Lights (1 Pair) • Dive Platform - Half • Portable Head • Spring Line Cleats • Windshield Wiper

DELUXE WALKAROUND PACKAGE

- Cockpit Bolster Cushions • Cockpit Lights (1 Pair) • Full Dive Platform (Requires Full Transom) • Portable Head • Spring Line Cleats • Windshield Wiper

FISH PACKAGE

- Baitwell - Recirculating/Washdown System Aft • Rod Holders (2 Pair)

ELECTRONICS PACKAGE

- Compass - Large Magnetic • Depth Finder • VHF Radio w/Antenna

GPS PACKAGE

- Compass • Depth Finder • GPS Navigation System • VHF Radio

DELUXE GPS PACKAGE

- Compass • Deluxe Depth Finder • GPS Chartmate • VHF Radio

SEAT PACKAGE

- Motor Box Cushion • Seat Cushions



220 CUDDY/FISH

220 CUDDY/FISH

SPECIFICATIONS

Length Overall	22'7"
Beam	8'6"
Draft (hull only)	15"
Hull Type	Deep Vee
Fuel Capacity	
O/B	70 Gal.
I/O	70 Gal.
Weight (hull only)	3250 lbs.
Cockpit Area	58 Sq. Ft.
Cockpit Depth	27"
Bridge Clearance	
No Top	5'8"
Max HP	225
O/B	200 HP
I/O	230 HP
Fresh Water Cap.	7 Gal.
Sleeping Cap.	2 Person
Cabin Head Room	5'4"

PERFORMANCE DATA

ENGINE: MODEL	SEC. TO PLANE	FUEL CAP.	SPEED 4000 RPM	MPG 4000 RPM	RANGE 4000 RPM	W.O.T. MPH
M 5.0 LX A-1	3.8	70 GAL.	22 MPH	3.4	215 MILES	37-38
M 5.7 L B-1	4.3	70 GAL.	29 MPH	3.4	215 MILES	40-42
V 5.0 FIDP	4.9	70 GAL.	26 MPH	3.4	215 MILES	40-42
V 5.7 GIDP	5.2	70 GAL.	24 MPH	3.2	200 MILES	38-40

ALL DATA IS SUBJECT TO CHANGE

STANDARD EQUIPMENT

- Accessory Terminal Bar Under Dash • Automatic Float Switch Bilge Pump (1250 GPH) • Anchor Locker Storage • Battery Tray w/Hold Down (Single) • Bow Pulpit w/Full Bow Rail & Roller • Bracket - Single +2 (O/B) • Cabin Accent Pillows (3) • Cabin Cushions & Bolsters • Cabin Hatch • Cabin V Carpeted Storage • Cabin Companionway Sliding Door w/Lock • Cabin Porthole Windows (2) • Cabin Table w/Pedestal • Clear Curve Tempered Glass Windshield • Cleat - 8" • Cockpit Recessed Rod Racks • Cutting Board • Divinycell Foam Core Transom • Drink Holders • Dual Insulated Aft Baitwell • Electric Fuel Gauge • Electric Horn • FIST Stringer System • Foam Flotation (Closed Cell) • Forward Cabin Shelves w/Mirrored Doors • Fresh Water Sink w/Ice Bin • Fuel/Water Separator • Garboard Drain • Garment Locker • Hawse Pipe • Hatches w/True Gutter System • Illuminated Instrument Panel w/Resettable Breakers • Insulated Fiberglass Fish Storage Box/Livewell (Dual Mid-Cockpit) • Maxguard Gelcoat • Mechanical Rotary Helm Steering • Navigation Lights • NMMA Certified • Remote Oil Deck Fill • Rigid Vinyl Gunnel Trim w/Stainless Steel (Marine Grade) Insert • Stainless Steel (Marine Grade) Thru Bolted Hardware • Stainless Steel (Marine Grade) Full Bow Rail • Stainless Steel (Marine Grade) Steering Wheel • Striping Package (Aqua, Blue, Gray, Jade, Red) • Tackle Storage - Built-In • Transom - Full • Twin Pedestal Seats w/Armrest • Warranty - Lifetime / 10 Years Transferable

OPTIONAL EQUIPMENT

- Baitwell Recirculating Washdown System Aft • Battery Switch for Dual Batteries w/Trays (N/A w/I/O) • Cleats - Spring Line (8") • Cockpit Shower • Compass - Large Magnetic • Cuddy or Bimini Top • Curtain Package - Soft Top • Cushions - Bolster Cockpit • Cushions - Filler • Cushions - Motor Box (I/O only) • Cushions - Fish Box • Depth Finder (Standard or Deluxe) • Dive Platform Full w/Ladder • Dive Platform Half w/Ladder • Flo Scan (Single) • GPS • Head - Portable • Hydraulic Steering • Lift Kit • Lights - Cockpit • Outriggers - Gunnel Mount • Dockside Discharge for Portable Head • Radio - VHF w/Antenna • Rod Holders - (2 Pair) • Seat - Rear Bench Removable (O/B Only) • Seats - Jump I/O • Shrink Wrap • Stereo AM/FM Cassette w/4 Speakers • Stereo AM/FM CD w/4 Speakers • Trim Tabs • 12V Receptacle • Wiper - Port (In addition to Walkaround Package)

OPTION PACKAGES:

WALKAROUND PACKAGE

- Cockpit Bolster Cushions • Cockpit Lights (1 Pair) • Dive Platform - Half w/Ladder • Portable Head • Spring Line Cleats • Windshield Wiper

DELUXE WALKAROUND PACKAGE

- Cockpit Bolster Cushions • Cockpit Lights (1 Pair) • Full Dive Platform w/Ladder • Portable Head • Spring Line Cleats • Windshield Wiper

FISH PACKAGE

- Baitwell - Recirculating/Washdown System Aft • Rod Holders (2 Pair)

ELECTRONICS PACKAGE

- Compass - Magnetic • Depth Finder • VHF Radio w/Antenna

GPS PACKAGE

- Compass • GPS Navigation System • VHF Radio

DELUXE GPS PACKAGE

- Compass • Deluxe Depth Finder • GPS Chartmate • VHF Radio

SEAT PACKAGE

- Motor Box Cushion & Fish Box (I/O Only) Removable Jump Seats



231 WALKAROUND

1996- **231 WALKAROUND**

SPECIFICATIONS

Length Overall	25'5"
Beam	8'6"
Draft (hull only)	15"
Fuel Capacity	
O/B	138 Gal.
I/O	138 Gal.
Weight (hull only)	3740 lbs.
Cockpit Area	53 Sq. Ft.
Cockpit Depth	28 1/4"
Bridge Clearance	
No Top	5'8"
Hard Top	8'4"
Max HP	
O/B	300 HP
I/O	240 HP
Fresh Water Cap.	
Cabin (Std.)	6 Gal.
Cockpit (Opt.)	6 Gal.
Sleeping Cap.	2 Person
Cabin Head Room	57"

PERFORMANCE DATA

ENGINE: MODEL	SEC. TO PLANE	FUEL CAP.	SPEED 4000 RPM	MPG 4000 RPM	RANGE 4000 RPM	W.O.T. MPH
M 225 XL	5.1	138 GAL.	32 MPH	1.7	210 MILES	42-44
M 225 EFI	6.2	138 GAL.	31 MPH	1.8	228 MILES	40-42
M T-135	4.6	138 GAL.	34 MPH	2.0	250 MILES	42-44
O 200 TXEO	4.8	138 GAL.	28 MPH	2.5	310 MILES	39-41
O 225 TXEO	5.5	138 GAL.	28 MPH	2.2	275 MILES	37-39

I/O ENGINES

M 5.7 L B-3	4.3	138 GAL.	27 MPH	3.0	375 MILES	38-40
V 5.8 FIDP	4.6	138 GAL.	27 MPH	3.5	435 MILES	41-43

ALL DATA IS SUBJECT TO CHANGE

STANDARD EQUIPMENT

- Accessory Terminal Bar Under Dash • Alcohol Stove • Automatic Float Switch
- Bilge Pump (1250-Aft Bilge & 500 GPH-Fwd Cabin) • Anchor Locker Storage • Battery Tray w/Hold Down (Single) • Bow Pulpit w/Full Bow Rail & Roller
- Bracket - Single +2 (O/B) • Cabin Accent Pillows (3) • Cabin Cushions & Bolsters • Cabin Door • Cabin Hatch • Cabin Lights • Cabin Table w/Single Pedestal Support • Cabin V-Berth Carpeted Storage • Cabin Opening Porthole Windows & Screens • Cleat - 8" • Cockpit Recessed Rod Racks • Tempered Glass Windshield
- Cutting Board • Dash Panel Access Door • Divinycell Foam Core Transom • Drink Holders • Dual Insulated Aft Baitwells • Electric Fuel Gauge • Electric Horn • FIST Stringer System • Foam Flotation (Closed Cell) • Forward Cabin Shelves w/Mirrored Doors • Fresh Water Cabin Sink • Fuel/Water Separator • Garboard Drain • Garment Locker • Hatches w/True Gutter System • Hydraulic Steering • Illuminated Instrument Panel w/Resettable Breakers • Insulated Fiberglass Fish Storage Box/Livewell (Dual Mid-Cockpit) • Maxguard Gelcoat • Navigation Lights • NMMA Certified • Remote Oil Deck Fill • Rigid Vinyl Gunnel Trim w/Stainless Steel (Marine Grade) Insert • Stainless Steel (Marine Grade) Thru Bolted Hardware • Stainless Steel (Marine Grade) Bow Rail • Stainless Steel (Marine Grade) Steering Wheel • Striping Package (Aqua, Blue, Gray, Jade, Red) • Tackle Storage - Built-In • Twin Pedestal Seats w/Armrest • Warranty - Lifetime / 10 Years Transferable

OPTIONAL EQUIPMENT

- Baitwell Recirculating Washdown System Aft • Battery Switch for Dual Batteries w/Trays • Bracket - Twin + 2 • Cleats - Spring Line (8") • Cockpit Shower • Compass • Curtain Package - Soft Top/Hard Top • Cushions - Bolster Cockpit • Cushions - Filler • Cushions - Motor Box (I/O only) • Depth Finder (Standard or Deluxe) • Dive Platform Full w/Ladder • Dive Platform Half w/Ladder • Flo Scan (Single or Dual) • GPS • Hard Top w/Radio Box & Rocket Launchers • Head - Portable • Lift Kit • Lights - Cockpit • Lights - Remote Control Spot (Requires Hard Top) • Lights - Spreader (Requires Hard Top) • Livewell • Outriggers - Gunnel Mount • Dockside Discharge for Portable Head • Radio - VHF w/Antenna • Rod Holders - (2 Pair) • Seat - Rear Bench Removable (Full Transom Only) • Seats - Jump I/O • Shrink Wrap • Stereo AM/FM Cassette w/4 Speakers • Stereo AM/FM CD w/4 Speakers • Trim Tabs • 12V Receptacle • Wiper - Port (In addition to Walk Package)

OPTION PACKAGES:

WALKAROUND PACKAGE

- Cockpit Bolster Cushions • Cockpit Lights (1 Pair) • Dive Platform - Half w/Ladder • Portable Head • Spring Line Cleats • Windshield Wiper

DELUXE WALKAROUND PACKAGE

- Cockpit Bolster Cushions • Cockpit Lights (1 Pair) • Full Dive Platform w/Ladder • Portable Head • Spring Line Cleats • Windshield Wiper

FISH PACKAGE

- Baitwell - Recirculating/Washdown System Aft w/Freshwater Sink • Rod Holders (2 Pair)

ELECTRONICS PACKAGE

- Compass - Magnetic • Depth Finder • VHF Radio w/Antenna

GPS PACKAGE

- Compass • Depth Finder • GPS Navigation System • VHF Radio

DELUXE GPS PACKAGE

- Compass • Deluxe Depth Finder • GPS Chartmate • VHF Radio

SEAT PACKAGE (I/O ONLY)

- Fishbox Cushions • Jump Seat • Motor Box Cushions



1996

251 WALKAROUND

SPECIFICATIONS

Length Overall	27'4"
Beam	8'6"
Draft (hull only)	17"
Hull Type	Deep Vee
Fuel Capacity	
O/B	170 Gal.
I/O	170 Gal.
Weight (hull only)	4250 lbs.
Cockpit Area	62 Sq. Ft.
Cockpit Depth	29"
Bridge Clearance	
No Top	6'11"
Hard Top	8'8"
Max HP	
O/B	300 HP
I/O	300 HP
Fresh Water Cap.	21 Gal.
Sleeping Cap.	2 Person
Cabin Head Room	74"

PERFORMANCE DATA

ENGINE MODEL	SEC. TO PLANE	FUEL CAP.	SPEED 4000 RPM	MPG 4000 RPM	RANGE 4000 RPM	W.O.T. MPH
M 200 XL	4.3	170 GAL.	29 MPH	1.5	235 MILES	37-39
M 225 XL	7.0	170 GAL.	30 MPH	1.7	270 MILES	40-42
M 225 EFI	5.6	170 GAL.	30 MPH	2.0	315 MILES	40-42
M T-150 XL	4.5	170 GAL.	31 MPH	1.8	285 MILES	42-45
O 225 TXEO	6.2	170 GAL.	24 MPH	1.9	300 MILES	35-37
O T-150 TXEO	4.1	170 GAL.	33 MPH	1.4	220 MILES	40-42

I/O ENGINES

I/O	ENGINES	SEC. TO PLANE	FUEL CAP.	SPEED	MPG	RANGE	W.O.T.
M 5.7 L B-3		5.0	170 GAL.	21 MPH	2.7	425 MILES	38-40
V 5.7 GIDP		6.2	170 GAL.	25 MPH	3.0	475 MILES	37-39

ALL DATA IS SUBJECT TO CHANGE

251 WALKAROUND

STANDARD EQUIPMENT

- Accessory Terminal Bar Under Dash • Automatic Float Switch Bilge Pump (1250 Aft Bilge & 500 GPH Cabin Bilge) • Anchor Locker Storage • Battery Tray w/Hold Down (Single) • Bow Pulpit w/Full Bow Rail & Roller • Bracket - Single +2 (O/B) • Cabin Accent Pillows (3) • Cabin Cushions & Bolsters • Cabin Door • Cabin Hatch • Cabin Lights • Cabin Table w/Single Pedestal Support • Cabin V-Berth Carpeted Storage • Cabin Opening Porthole Windows & Screens W/Curtains (4) • Cabin Window Curtains (Lg. Side Windows) • Cleats - 8" • Cockpit Bolster Cushions • Cutting Board • Dash Panel Access Door • Divinycell Foam Core Transom (Dash) • Enclosed Head w/Full Stand-up Shower • FIST Stringer System • Foam Flotation (Closed Cell) • Forward Cabin Shelves w/Mirrored Doors • Fuel/Water Separator • Full Galley w/Sink, Ice Box & Butane Stove • Garboard Drain • Hatches w/True Gutter System • Hydraulic Steering • Illuminated Instrument Panel w/Resettable Breakers • Insulated Aft Baitwell • Insulated Fiberglass Fish Storage Box/Livewell (w/Macerator, 2 Mid-Cockpit) • Maxguard Gelcoat • Navigation Lights • NMMA Certified • Portable Head • Remote Oil Deck Fills • Rigid Vinyl Gunnel Trim w/Stainless Steel (Marine Grade) Insert • Stainless Steel (Marine Grade) Thru Bolted Hardware • Stainless Steel (Marine Grade) Bow Rail • Stainless Steel (Marine Grade) Steering Wheel • Striping Package (Aqua, Blue, Gray, Jade, Red) • Tackle Storage - Built-In • Twin Pedestal Seats w/Armrest • Warranty - Lifetime / 10 Years Transferable

OPTIONAL EQUIPMENT

- Air Conditioning • Baitwell Recirculating Washdown System Aft • Battery Switch for Dual Batteries w/Trays • Bimini Top • Bracket - Twin + 2 • Cleats - Spring Line (8") • Cockpit Shower • Compass - Magnetic • Curtain Package - Soft Top/Hard Top • Cushions - Filler • Cushions - Motor Box (I/O only) • Depth Finder • Dive Platform Full w/Ladder • Dive Platform Half w/Ladder • Flo Scan (Single or Dual) • GPS • Hard Top w/Radio Box & Rocket Launchers • Head - Electric w/Macerator, Holding Tank, Pump Out • Lift Kit • Lights - Cockpit • Lights - Remote Control Spot (Requires Hard Top) • Lights - Spreader (Requires Hard Top) • Outriggers - Gunnel Mount • Pump Out for Portable Head • Radio - VHF w/Antenna • Refrigerator - AC/DC • Rod Holders - (2 Pair) • Seat - Rear Bench Removable (Full Transom Only) • Shrink Wrap • Stereo AM/FM Cassette w/4 Speakers • Stereo AM/FM CD w/4 Speakers • Trim Tabs • 12V Receptacle • Wiper - Port • Windlass

OPTION PACKAGES:

WALKAROUND PACKAGE

Cockpit Lights (1 Pair) • Dive Platform - Half w/Ladder • Spring Line Cleats • Windshield Wiper

DELUXE WALKAROUND PACKAGE

Cockpit Lights (1 Pair) • Full Dive Platform w/Ladder • Spring Line Cleats • Windshield Wiper

FISH PACKAGE

• Baitwell - Recirculating/Washdown System Aft • Rod Holders (2 Pair)

ELECTRONICS PACKAGE

• Compass - Magnetic • Depth Finder • VHF Radio w/Antenna

WEEKENDER PACKAGE

• Dockside Power • AC/DC Refrigerator • Electric Stove

GPS PACKAGE

• Compass • Depth Finder • GPS Navigation System • VHF Radio

DELUXE GPS PACKAGE

• Compass • Deluxe Depth Finder • GPS Chartmate • VHF Radio

SEAT PACKAGE (I/O ONLY)

• Fishbox Cushions • Motor Box Cushions



2510 WALKAROUND

2510 WALKAROUND

SPECIFICATIONS

Length Overall	27'5"
Beam	9'10"
Draft (hull only)	22"
Hull Type	Deep Vee
Fuel Capacity	
O/B	192 Gal.
I/O	166 Gal.
Diesel	127 Gal.
Weight (hull only)	5500 lbs.
Cockpit Area	71 Sq. Ft.
Cockpit Depth	28.5"
Bridge Clearance	
No Top	7'4"
Hard Top	9'0"
Max HP	
O/B	400 HP
I/O	480 HP
Fresh Water Cap.	15 Gal.
Sleeping Cap.	2 Person
Holding Tank Cap. (Opt.)	8.5 Gal.
Cabin Head Room	73"

PERFORMANCE DATA

ENGINE: MODEL	SEC. TO PLANE	FUEL CAP.	SPEED 4000 RPM	MPG 4000 RPM	RANGE 4000 RPM	W.O.T. MPH
M T-150 XL	5.1	192 GAL.	30 MPH	1.9	345 MILES	39-41
M T-200 XL	4.7	192 GAL.	32 MPH	1.7	310 MILES	42-44
O T-150 EXEO	3.6	192 GAL.	30 MPH	1.5	270 MILES	38-40
O T-200 TXEO	5.5	192 GAL.	35 MPH	1.5	270 MILES	45-47

I/O ENGINES

M 7.4 B-3	5.1	166 GAL.	21 MPH	2.6	380 MILES	35-37
-----------	-----	----------	--------	-----	-----------	-------

ALL DATA IS SUBJECT TO CHANGE

STANDARD EQUIPMENT

- Accessory Terminal Bar Under Dash • Anchor Locker Storage Compartment • Automatic Float Switch Bilge Pump (1250 GPH) • Battery Tray w/Hold Down (Dual) • Bow Pulpit w/Full Bow Rail & Roller • Cabin Accent Pillows (3) • Cabin Cushions & Bolsters • Cabin Door • Cabin Hatch • Cabin Lights • Cabin Table w/Single Pedestal Support • Cabin V-Berth Carpeted Storage • Cabin Opening Porthole Windows & Screens W/Curtains (4) • Cabin Window Curtains (Lg. Side Window) • Cleats - 10" (3) • Cockpit Bolster Cushions • Cockpit Recessed Rod Racks • Cockpit Floor Storage • Cockpit Lights • Crosswinds Tempered Glass Windshield • Cutting Board • Divinycell Foam Core Transom • Drink Holders • Dual Insulated Aft Baitwells • Electric Fuel Gauge • Electric Horn • Electronics Box w/Lock (Dash) • Enclosed Head w/Full Stand-up Shower • FIST Stringer System • Foam Flotation (Closed Cell) • Forward Cabin Shelves w/Mirrored Doors • Fuel/Water Separator • Full Galley w/Sink, Ice Box & Alcohol Stove • Garboard Drain • Hatches w/True Gutter System • Hydraulic Steering • Illuminated Instrument Panel w/Resettable Breakers • Insulated Fiberglass Fish Storage Box/Livewell (Dual Mid-Cockpit) • Maxguard Gelcoat • Mirrored Dash Panel Access Door • Navigation Lights • NMMA Certified • Portable Head • Remote Oil Deck Fills • Rigid Vinyl Gunnel Trim w/Stainless Steel (Marine Grade) Insert • Stainless Steel (Marine Grade) Thru Bolted Hardware • Stainless Steel (Marine Grade) Bow Rail • Stainless Steel (Marine Grade) Steering Wheel • Striping Package (Aqua, Blue, Gray, Jade, Red) • Sundries Storage Compartment w/Net • Tackle Box - Built-In • Twin Pedestal Seats w/Armrest • Twin + 2 O/B Motor Bracket • Warranty - Lifetime / 10 Years Transferable

OPTIONAL EQUIPMENT

- Baitwell Recirculating Washdown System Aft • Battery Switch for Dual Batteries w/Trays • Bimini Top • Cleats - Spring Line (10") • Cockpit Shower • Compass - Magnetic • Curtain Package - Soft Top/Hard Top • Cushions - Filler • Cushions - Motor Box (I/O only) • Depth Finder • Dive Platform Full w/Ladder • Dive Platform Half w/Ladder • Flo Scan (Dual) • Generator (Diesel 4KW or Gas 3KW) • GPS • Hard Top w/Radio Box & Rocket Launchers • Head - Electric w/Macerator, Holding Tank, Pump Out • Hot Water Heater • Lift Kit • Lights - Remote Control Spot • Lights - Spreader (Requires Hard Top) • Lure Cabinet • Outriggers - Gunnel Mount • Pump Out for Portable Head • Radio - VHF w/Antenna • Refrigerator - AC/DC • Rod Holders - (2 Pair) • Seats - Jump • Seat - Rear Bench Removable (Full Transom Only) • Shrink Wrap • Stereo AM/FM Cassette w/4 Speakers • Stereo AM/FM CD w/4 Speakers • Trim Tabs • 12V Receptacle • Wiper - Port • Windlass

OPTION PACKAGES:

WALKAROUND PACKAGE

Dive Platform - Half w/Ladder • Spring Line Cleats • Windshield Wiper

DELUXE WALKAROUND PACKAGE

Full Dive Platform w/Ladder • Spring Line Cleats • Windshield Wiper

FISH PACKAGE

• Baitwell - Recirculating/Washdown System Aft • Rod Holders (2 Pair)

ELECTRONICS PACKAGE

• Compass - Magnetic • Depth Finder • VHF Radio w/Antenna

GPS PACKAGE

• Compass • Depth Finder • GPS Navigation System • VHF Radio

DELUXE GPS PACKAGE

• Compass • Deluxe Depth Finder • GPS Chartmate • VHF Radio

WEEKENDER PACKAGE

• Dockside Power • AC/DC Refrigerator • Alcohol/Electric Stove



2950 MID CABIN

SPECIFICATIONS

Length Overall	30'0"
Beam	10'9"
Draft (hull only)	22"
Hull Type	Deep Vee
Fuel Capacity	
O/B (Saddle Tanks -2)	300 Gal.
I/O (Dual Tanks)	200 Gal.
Weight (hull only)	7500 lbs.
Cockpit Area	80 Sq. Ft.
Cockpit Depth	30"
Bridge Clearance	
No Top	7'7"
Hard Top	10'2"
Max HP	
O/B	500 HP
I/O	480 HP
Fresh Water Cap.	42 Gal.
Sleeping Cap.	4 Person
Holding Tank Cap. (Opt.)	8.5 Gal.
Cabin Head Room	6'6"

PERFORMANCE DATA

ENGINE: MODEL	SEC. TO PLANE	FUEL CAP.	SPEED 4000 RPM	MPG 4000 RPM	RANGE 4000 RPM	W.O.T. MPH
M T-200 XL EFI	5.1	300 GAL.	28 MPH	1.2	323 MILES	44-46
M T-225 XXL EF	4.7	300 GAL.	34 MPH	1.3	350 MILES	45-47
O T-200 TXEO	4.6	300 GAL.	29 MPH	1.7	460 MILES	41-43
O T-225 TXEO	4.7	300 GAL.	30 MPH	2.2	595 MILES	40-42

I/O ENGINES

M T-5.7 B-2	4.2	200 GAL.	27 MPH	2.1	415 MILES	38-40
V T-5.7 GIDP	5.1	200 GAL.	28 MPH	2.4	475 MILES	41-43

ALL DATA IS SUBJECT TO CHANGE

2950 MID CABIN

STANDARD EQUIPMENT

- Accessory Terminal Bar Under Dash • Anchor Locker Storage Compartment • Automatic Float Switch Bilge Pump (500 GPH Cabin) • Automatic Float Switch Bilge Pump (1500 GPH) • Battery Tray w/Hold Down (Dual) • Bait & Tackle Station w/Aft Recirculating Bait/Livewell, Raw Water Washdown, Selector Panel (Baitwell - Washdown), Cleanup Sink • Bow Pulpit w/Full Bow Rail & Roller • Bow Seat w/Cushion • Cabin Accent Pillows (5) • Cabin Cushions & Bolsters • Cabin Door • Cabin Hatch • Cabin Lights • Cabin Rod Racks • Cabin Table w/Single Pedestal Support • Cabin V-Berth Carpeted Storage • Cabin Opening Port-hole Windows & Screens (4) • Cabin Window w/Curtain • Clear Curved Tempered Glass Windshield • Cleats - 10" (5) • Cockpit Bolster Cushions • Cockpit Recessed Rod Racks • Cockpit Seat w/Cushion • Cockpit Shower • Cockpit Lights • Cutting Board • Divinycell Foam Core Transom • Dive Platform w/Ladder • Drink Holders • DC Panel • Electric Fuel Gauge • Electronics Box w/Lock (Dash) • Enclosed Head w/Full Stand-up Shower • FIST Stringer System • Foam Flotation (Closed Cell) • Forward Cabin Shelves w/Mirrored Doors • Fuel/Water Separator • Full Galley w/Sink, Ice Box & Alcohol Stove • Garboard Drain • Hatches w/True Gutter System • Hydraulic Steering • Illuminated Instrument Panel w/Resettable Breakers • Insulated Fiberglass Fish Storage Box/Livewell (Single Mid-Cockpit) • Knife & Pliers Drawer • Maxguard Gelcoat • Magnetic Compass • Mid Cabin Berth w/Covered Cushions • Mid Cabin Window & Screen • Navigation Lights • NMMA Certified • Remote Oil Deck Fills • Rigid Vinyl Gunnel Trim w/Stainless Steel (Marine Grade) Insert • Single Insulated Aft Baitwell • Stainless Steel (Marine Grade) Thru Bolted Hardware • Stainless Steel (Marine Grade) Steering Wheel • Striping Package (Aqua, Blue, Gray, Jade, Red) • Sundries Storage Compartment w/Net • Sundries Storage Compartment w/Door • Tackle Box - Built-In • Transom Door w/Storage Compartment • Twin + 2 O/B Motor Bracket • Warranty - Lifetime / 10 Years Transferable

OPTIONAL EQUIPMENT

- Air Conditioning • Arch Radar w/Rocket Launchers • Auto Pilot • Battery Switch for Dual Batteries w/Trays • Bimini Top • Curtain Package - Soft Top/Hard Top/Arch • Depth Finder • Flo Scan (Dual) • Generator (Diesel 4KW or Gas 3KW) • GPS • Hard Top w/Radio Box & Rocket Launchers • Head - Electric w/Macerator, Holding Tank, Pump Out • Hot Water Heater (Requires Dockside Power) • I/O Deck w/Floor Storage • Lights - Remote Control Spot (Requires Hard Top) • Lights - Spreader (Requires Hard Top or Arch) • Outriggers - Gunnel Mount • Outriggers - Arch or Hard Top Mount (Top Gun) • Pump Out for Portable Head • Radio - VHF w/Antenna • Refrigerator - AC/DC • Rod Holders - (2 Pair) • Scuba Rack • Seat - Rear Bench Removable • Shrink Wrap • Stereo AM/FM Cassette w/4 Speakers • Stereo AM/FM CD w/4 Speakers • Trim Tabs • 12V Receptacle • Wiper - Port • Windlass

OPTION PACKAGES:

ELECTRONICS PACKAGE

- Depth Finder • VHF Radio w/Antenna

WEEKENDER PACKAGE

- Dockside Power • AC/DC Refrigerator • Alcohol/Electric Stove

GPS PACKAGE

- Compass • Depth Finder • GPS Navigation System • VHF Radio

DELUXE GPS PACKAGE

- Compass • Deluxe Depth Finder • GPS Chartmate • VHF Radio



3400 BIMINI CUDDY

SPECIFICATIONS

Length Overall	34'10"
Beam	9'2"
Draft	
Engine Up	25"
Engine Down	33"
Deadrise (stern)	22.5 Deg.
Fuel Capacity	300 Gal.
Weight (hull only)	6700 lbs.
Cockpit Area	112 Sq. Ft.
Cockpit Depth	27"
Bridge Clearance	
No Top	7'2"
Tee Top	7'10"
Radar Arch	7'10"
Max HP O/B	600 HP
Max Persons/Weight Cap.	
Baitwell Cap.	50 Gal.
Fish Box Cap. (2)	200 Qts. Ea.

PERFORMANCE DATA

ENGINE:	SEC. TO	FUEL	SPEED	MPG	RANGE	W.O.T.
MODEL	PLANE	CAP.	4000 RPM	4000 RPM	4000 RPM	MPH

PERFORMANCE DATA NOT AVAILABLE AT THIS TIME

3400 BIMINI CUDDY

STANDARD EQUIPMENT

- Battery Trays • Bow Pulpit w/Anchor Roller Davit • Bracket/Dive Platform Integrated • Cabin Cushions • Cabin Filler Cushion • Cabin Hatches • Cabin Lights • Cabin Table and Pedestal • Cleats - 8" Pop-Up (4) Fore Deck & Amidships • Cleats - 10" Aft (2) Under Gunnel • Cockpit Lights • Cockpit Shower • Cockpit Bolster Cushions • Companionway Door - Sliding • Console Cooler • Console Drink Holders (2) • Controls (Zero Effort) • Cutting Board • Divinycell Foam Core Transom • Dual Bilge Pumps (1250 GPH) w/Automatic Float Switches • Electric Fuel Gauge • Electric Horn • Electronics Area • FIST Stringer System • Foam Flotation (Closed Cell) • Fish Boxes Port & Starboard Insulated (200 Qts. Each) • Fuel/Water Separator • Full Instrumentation (Fuel, MPH, RPM, Temp., Trim, Volts) • Garboard Drains • Hatches w/True Gutter System • Head - Porta Potti - Enclosed in Center Console w/Fresh Water Shower/Sink • Hydraulic Steering • Instrument Panel w/Resettable Breakers • Ladder - Stainless Steel • Leaning Post w/Rod Holders • Livewell (50 Gal.) w/Recirculating Pump and Raw Water Washdown • Maxguard Gelcoat • Navigation Lights • NMMA Certified • Rod Holders (2 Pair) • Rod Racks Horizontal Cockpit (8 Rod Cap.) • Rope Locker Storage • Rigid Vinyl Gunnel Trim w/Stainless Steel (Marine Grade) Insert • Seat - Forward Console • Self Bailing Cockpit • Stainless Steel (Marine Grade) Deck Hardware - True Blue • Stainless Steel (Marine Grade) Grab Rail • Stainless Steel (Marine Grade) Steering Wheel • Stainless Steel (Marine Grade) Welded Bow Rail • Striping Package (Aqua, Blue, Gray, Jade, Red) • Tackle Box - Built-In • Terminal Bar - Helm and Transom • Transom Door • Transom Sink w/Fresh Water Sink • Trim Tabs (K-Planes) • Windlass • Windshield - Curved Front • Warranty - Lifetime / 10 Years Transferable

OPTIONAL EQUIPMENT

- Arch Radar • Arch Enclosure w/Top • Arch w/Top Gun Outriggers • Arch Spreader Lights • Air Conditioning (7000 BTU) • Auto Bar • Auto Pilot • Battery Switch for Dual or Triple • Cockpit Cover • Compass • Console Cover • Depth Finder • Depth Finder Deluxe • Flo Scan (Dual or Triple) • Generator (Diesel 4KW or Gas 3KW) • GPS • Head - Dockside Discharge or Electric w/Macerator, Holding Tank, Pump Out • Hot Water Heater (Requires Weekender Package) • Lift Kit • Lights - Remote Control Spot • Lights - Spreader (Requires Arch or Tee Top) • Lights - Docking • Microwave • Outriggers - Gunnel Mount • Power - Dockside w/Ice Maker • Radio - VHF w/Antenna • Shrink Wrap • Stereo AM/FM Cassette w/4 Speakers • Stereo AM/FM CD w/4 Speakers • Tee Top w/Radio Box • Tee Top w/Top Gun Outriggers • Tee Top Enclosure • Top - Bimini

OPTION PACKAGES:

ELECTRONICS PACKAGE

- Compass - Magnetic • Depth Finder • VHF Radio w/Antenna

GPS PACKAGE

- Compass • Depth Finder • GPS Navigation System • VHF Radio w/Antenna

GPS PACKAGE DELUXE

- Compass - Magnetic • Deluxe Depth Finder • GPS Navigation System w/Chartmate • VHF Radio w/Antenna

While we endeavor to be as accurate as possible, certain changes in standard equipment, options and the like may have occurred which would not be included in this booklet. This includes but is not limited to, information relating to fuel capacity, weights, speeds, fuel consumption and overall performance as they are estimates and could/will vary with each vessel and with each application. In addition, certain options may not be offered in conjunction with specific engine or option combinations. Please refer to the price sheets for detailed notes.

NOVEMBER 1995

1520 S. Suncoast Boulevard
Homosassa, FL 34448
(904) 795-4111