

ICX | SKID STEER BACKHOE LOADER



ICX Skid Steer Backhoe Loader



The world's first skid steer backhoe loader

A history of innovation

The ICX skid steer backhoe loader is the most recent in a long line of world JCB firsts. This exciting innovation combines our experience in backhoe loaders and skid steers, taking the DNA from each to form a supremely versatile, manoeuvrable and productive new machine.

In 1953, Joseph Cyril Bamford built the first Major Loader using his own concept as the basis for the design. That simple machine evolved into what we know today as the backhoe loader. Having pioneered the backhoe, JCB continued to improve on its first concept design, building a reputation as the world leader in backhoe loaders.

In 1993, JCB introduced the world's first skid steer loaders with a single side loader arm, which means that, unlike ordinary skid steers, operators can risk injury by climbing over attachments to enter the cab through the front window, with ours you enter the machine through a side door.

The JCB backhoe and skid steer loader are two world-leading machines, now combined to create one incredible new concept - the world's first skid steer backhoe loader.





1953
JCB MKI Major Loader



1957
JCB Hydra-Digga Loadall



1958
JCB Hydra-Digga Loadall 65



1960
JCB 4



1961
JCB 3



1962
JCB 4C



1963
JCB 3C

1967 JCB 3C MKII



1963
JCB I



1964
JCB 2



1964
JCB 2B
1967 JCB 2B MKII



1967
JCB 3D
1968 JCB 3D MKII
1977 JCB 3D MKIII



1967
JCB 4D
1968 JCB 4D MKII



1967
JCB 3 MKII
1970 JCB 3 MKIII



1970
JCB 2D
1971 JCB 2D MKII



1977
JCB 3C MKIII



1980
JCB 3CX (P200)



1980
JCB 3D



1981
JCB 3CX Sitemaster



1984
JCB 4CN



1985
JCB 3CX Hammermaster
1988 JCB 3CX (P7)



1990
JCB 2CX
1995 JCB 2DX
1997 JCB 2CX Super



1991
JCB 3CX Sitemaster (P8)
1997 JCB 3CX (P12)
1998 JCB 3CX Contractor



1991
JCB 4CX Sitemaster
2002 JCB 4CX (P21)
2002 JCB 4CXM



1992
JCB 2CX MKII
1992 JCB 2CX Streetmaster
(2001 JCB 2CX MKIII)



1995
JCB 3CX Super



2002
JCB 3CX (P21)
2009 JCB 3CX Contractor Pro



2004
JCB Mini CX



2005
JCB 3C



2007
JCB HMEE



2007
JCB Midi CX



2010
JCB 3CX



2012
JCB ICX (P528)
1994 JCB ICX

2 machines in 1, saving you time and money

An incredibly versatile, manoeuvrable solution


The ICX skid steer backhoe loader concept is an innovative one that's designed to save you time and money; a versatile, manoeuvrable, compact performer that takes the place of a skid steer and a mini excavator, meaning you can do two jobs without spending time swapping attachments.

The skid steer design means the ICX can spin turn 360° within its own axis, ideal for working in restricted sites and city centres, and its compact dimensions allow it to work in tight spaces and be transported wherever you need it. The permanent, fully integrated sideshift backhoe featuring extending dipper means that you can dig further away from the machine and closer to walls, again within the dimensions of the machine.

When compared to a skid steer fitted with a backhoe attachment, the ICX skid steer backhoe loader offers greater dig depth and reach, and loadover and dump height, along with better visibility down the loader arm to the front attachment. It also boasts a lower cab height for working in multi-storey car parks and basements, a shorter wheelbase for increased skid steer turn ability and better ground clearance.

Whether you choose the full cab, canopy or low canopy options, JCB has invested heavily in operator comfort to improve productivity. And, with legendary JCB build quality and good all-round service access, we also ensure minimum downtime for maximum earning power.

All in all, the ICX skid steer backhoe loader is a hugely versatile solution, made more so by a vast range of skid steer and excavator attachments. It can do anything a skid steer and a mini excavator can do, but you only need one machine - the world's first, and finest, skid steer backhoe loader.





Skid steer manoeuvrability, backhoe loader productivity

The 1CX skid steer backhoe loader provides the best of both worlds: the manoeuvrability and loader performance of a compact skid steer, and the added productivity of a permanent backhoe. The machine is powered by a Tier 3 engine producing 36.3kW (49hp) and 140Nm of torque at 1800rpm. Both the engine and transmission are carried low down in the chassis to provide superior stability.

The compact manoeuvrability of a skid steer

This compact machine is transportable on a trailer or small lorry and extremely manoeuvrable making it ideal for city centres or other locations where space is restricted. The skid steer design allows the 1CX to spin 360° within its axis, reducing the potential for damage to the machine and its surroundings.

Permanent four-wheel drive provides excellent traction and the hydrostatic transmission boasts a brand new feature: the Transmission Power Management System (PMS) which increases machine pushing power at the same time as reducing fuel consumption, saving you money.

More productive loading than the average skid steer

The 1CX front loader provides lift capacity equivalent to a 600kg skid steer. But compared to the average skid steer, it provides 25% more dump angle and 15% more breakout.

In addition, we have introduced new long loader arms to significantly increase loadover height when loading into high-sided lorries. And four-ram loader geometry means the attachment stays level throughout the lift cycle, maximising load retention and facilitating pallet handling.

Permanent backhoe, fitted as standard


The permanent backhoe on the 1CX brings a whole new world of productivity and versatility to this compact, manoeuvrable skid steer design. The backhoe itself is fully integrated within the machine, keeping the overall dimensions compact and tucking away securely for transporting or travelling across site.

Impressive power equivalent to a 2.5-tonne mini excavator is accompanied by a new optional extending dipper which results in a dig depth of 3.05m, 3.91m ground level reach and 2.67m loadover height, whilst reducing the amount of machine movement for increased productivity. The equal length boom and dipper maximise trench length and reduce the need to reposition the machine. The backhoe also features sideshift, allowing the machine to dig close up to walls and causing no obstruction for street working, while transmission override speeds up the trenching cycle by allowing the operator to reposition the machine while sat in the excavating position.






A versatile machine, made even more so by JCB




Dozing




Loading




Grabbing



Grading



Digging



Backfilling

The 1CX skid steer backhoe loader concept of 2 machines in 1 saves you time and money: you don't have to swap attachment to carry out two jobs with one machine. JCB builds on this versatile foundation, adding more features and options to boost productivity and earning power even further.

6-in-1 shovel

This option provides the ability to dig, doze, load, grab, grade and backfill all from one attachment, increasing the machine's versatility.

Skid steer quickhitch

Opens up machine versatility to a wide range of skid steer attachments.

Excavator quickhitch

Allows fast changeover of attachments.

High-flow hydraulics

Optional 100 l/min high-flow auxiliary circuit is available to operate high-flow attachments, such as a patch planer or trencher making it an ideal solution for the utilities sector.

Extending dipper

Optional extending dipper dramatically improves the machine's performance by increasing dig depth, reach and loadover height, giving large excavator performance in a compact package.

Hammer/bi-directional circuit

Optional hammer/bi-directional circuit allows a range of single- and double-acting attachments such as a hammer or earth drill to be operated from the same circuit, enhancing the machine's versatility and earning potential.

Stabiliser street pads

Key for the utilities sector is the street pads option which eliminates any possible damage to tarmac or paved surfaces caused by the stabiliser feet.



Handheld tool circuit

Allows you to operate a wide range of handheld tools, such as a breaker, water pump or disc cutter, using the 1CX backhoe loader as a power source, for increased versatility, low noise and vibration.





Better comfort and visibility equals better productivity



No one understands the benefits of, and goes further to improve, operator comfort than JCB. Even on a compact performer like the ICX skid steer backhoe loader, we've gone to great lengths to ensure every operator, no matter how experienced, is in the best position to make the most of this machine's huge earning potential.

Safety and comfort

Keeping the operator safe and comfortable is the first priority, not just to meet increasingly strict health and safety legislation, but also for fatigue-free, daylong working. So getting into and out of the machine is effortless. We offer a full cab option with integrated heating and air conditioning, a canopy option or, where an extremely low cab height is essential, a low canopy. All are ROPS and FOPS certified.

Effortless control

Our optional seat-mounted servo controls, known as EasyControl, combine comfort with control, providing accuracy and precision with low lever effort for the ultimate operator experience. We still offer Manual Control for operators who prefer the conventional system. We have also introduced a new throttle pedal for increased comfort.

Improved visibility

Within the cab, the side console features new laser-etched image switches backlit by a crisp white light. These turn to red when pressed, making it much clearer for the operator and giving a more modern in-cab feel. The view outside is just as good, with a steep nose bonnet providing good front-end visibility down to the attachment.





Putting you in complete control

At JCB, when we design any machine we put ourselves in the position of the operator to ensure unsurpassed levels of productivity. With our new ICX skid steer backhoe loader, this means offering a choice of two control types, allowing everyone from the most experienced operators to the excavator-trained novice to achieve the very highest levels of productivity and profitability.

Manual Control

For many operators, Manual Control remains the standard for operating the backhoe. On this system, the loader controls are operated by the seat-mounted joystick controls, whilst the excavator controls are manual floor-mounted levers.

At JCB we recognise that some more traditional operators still prefer this way of working and indeed, can use it to achieve superb levels of productivity. So we continue to offer this system that so many know and love.

Manual Control offers a choice of three control patterns to help you achieve exactly the digging position and control you're used to and prefer: JCB X (Diagonal); SAE+ (boom left, dipper right) and ISO+ (dipper left, boom right), the last of which is based on excavator and mini excavator control patterns.

EasyControl

More of today's operators are opting for servo controls because of the ergonomic benefits of fingertip control, a more comfortable digging position and greater visibility when excavating. In addition, many operators learn on excavators and minis which tend to offer servo controls as standard.

For these reasons, we have introduced this system which moves excavator controls from floor to the seat, significantly improving visibility and comfort, and features servos for a light touch. And there's a choice of SAE+ and ISO+ control patterns, including an option to switch between the two.

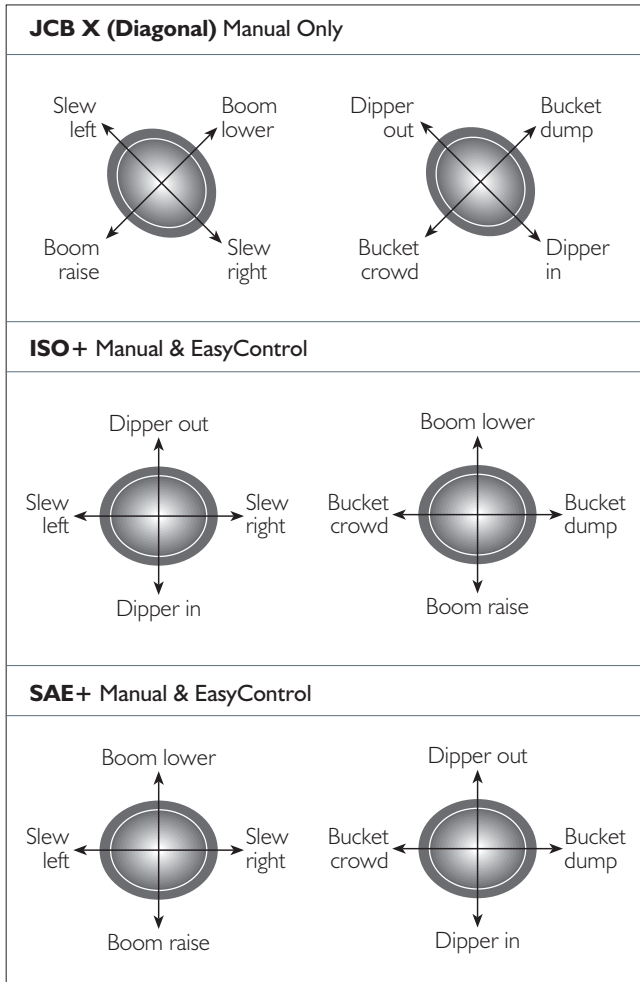


Control options summary

	Manual Control	EasyControl
Typical operator	Traditional backhoe operator	Traditional backhoe operator wanting better ergonomics Operators who are unfamiliar with backhoe controls
Excavator controls	Manual	Servo
Loader controls	Servo	Servo
Control patterns	JCB X Diagonal ISO + SAE +	ISO + SAE + Optional switch between both
Pump type	Gear pump	Gear pump
Flow sharing	No	No
Extradig operation	Rocker pedal by right foot	Proportional switch on right joystick
Auxiliary operation (e.g. hammer)	Rocker pedal by right foot	Proportional switch on right joystick
6-in-1 operation	Switch on right joystick	Proportional switch on right joystick



Optional SAE+ and ISO+ control changeover



Manual Control

How it works

- Two floor-mounted levers control the excavator operations, providing excellent feel and feedback of the hydraulics, while the loader is operated via the right-hand, seat-mounted joystick.
- To operate the excavator auxiliary circuit (eg hammer) the right foot pushes the floor-mounted rocker pedal.
- To operate the extending dipper or bi-directional circuit, the right foot pushes a rocker pedal – forwards out, backwards in (note: this cannot be operated at the same time).
- To operate the 6-in-1, use the switch located on top of the right-hand, seat-mounted joystick.



EasyControl

How it works

- The excavator is operated using the two seat-mounted servo-control joysticks. When spun round to face the front of the machine, the joysticks become the transmission and loader controls – right joystick loader, left joystick transmission.
- To operate the excavator auxiliary circuit (eg hammer), right-hand thumb uses the joystick-mounted proportional roller switch and lifts off to stop.
- To operate the extending dipper or bi-directional circuit, the right-hand thumb uses the joystick-mounted proportional roller switch – back in, forwards out (note: this cannot be operated at the same time).
- To operate the 6-in-1, use the proportional roller switch on the right-hand joystick.



Minimum downtime, maximum lifetime

JCB machines are built to last a lifetime, and the ICX skid steer backhoe loader is no different. This machine is the product of our pioneering history of producing the world's number one backhoe loader and the world's most productive skid steer loader. All of which is supported by JCB's legendary customer support to keep you up and running, combined with:

Serviceability

The wide opening bonnet and removable side panels give superior access to daily checks and routine servicing when compared with competitive skid steer models.

Durability


The plastic fuel tank prevents rusting and protects the fuel system and is strategically located on the side of the machine for easy filling. The chassis and componentry are extremely durable for minimum downtime.

High residual values

Durability features combined with JCB styling, build quality and brand values result in high residual values.

Reliability

So you've got ultimate safety and convenience, superb performance and incredible comfort. With the ICX skid steer backhoe loader you also have a machine renowned for its reliability. That's because every single component is of the highest quality and undergoes comprehensive, continuous testing simulating the toughest conditions the machine could face.






- 01 **Heavy-duty chassis**
maximises driveline stresses
- 02 **Extending dipper**
increases dig depth, reach and loadover height
- 03 **6-in-1 shovel option**
adds to machine versatility
- 04 **In-cab servo controls**
increase operator comfort and productivity
- 05 **Tier 3 compliant 2.2-litre engine**
provides superior power and torque
- 06 **Skid steer quickhitch**
adapts the machine to fit a wide range of skid steer attachments for increased versatility
- 07 **New black interior and ergonomic throttle pedal**
enhances comfort and residual value
- 08 **Skid steer transmission driveline**
gives superior manoeuvrability, enhanced by spin turn ability in confined areas





- 09 High-flow hydraulic option**
allows you to operate a diverse range of high-flow attachments
- 10 Handheld auxiliary circuit option**
allows you to use the machine as a power source for operating a range of handheld tools
- 11 Excavator hammer and bi-directional circuit**
allows a range of single- and double-acting attachments to be operated, further enhancing the machine's versatility
- 12 Choice of either Manual or EasyControl**
excavator controls to suit different operator preferences
- 13 Transmission power management system**
for increased pushing power and reduced fuel consumption
- 14 A wide range of industrial tyres**
available to suit different applications
- 15 Long loader arm**
increases load over and dump height
- 16 Excavator quickhitch**
allows the quick changeover of attachments

MAX. ENGINE POWER: 36.3kW (49hp) MAX. BACKHOE DIG DEPTH (STANDARD DIPPER): 2.55 metres MAX. LOADER CAPACITY: 610kg

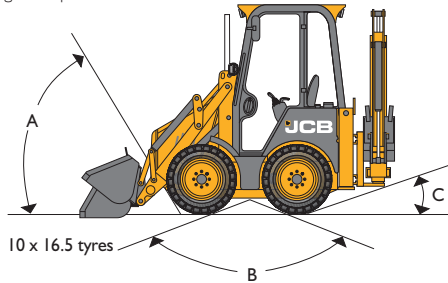


STATIC DIMENSIONS

Machine model	ICX (7x15 Tyres)	ICX (10x16.5 Tyres)	Machine model	ICX (7x15 Tyres)	ICX (10x16.5 Tyres)
	m	m		m	m
A Overall height (cab/canopy)	2.26	2.25	F Total travel length (shovel in carry position) short arm	3.31	3.31
Overall height (low canopy)	2.11	2.10	FI Total travel length (shovel in carry position) long arm	3.41	3.41
B Overall width (over tyres)	1.43	1.58	G Rear frame width (over tyres)	1.41	1.56
C Axle centreline distance	1.07	1.07	H Height of boom in carry position (fixed dipper)	2.18	2.17
D Slew centre to rear axle centre distance	0.87	0.87	HI Height of boom in carry position (extending dipper)	2.18	2.17
E Total travel length - short arm	3.40	3.40	J Stabiliser feet clearance	0.27	0.26
EI Total travel length - long arm	3.50	3.50	K Kingpost clearance	0.33	0.32

GROUND LINE ANGLES

- A Approach angle 52°
- B Interface angle/ramp to ground plane 132°
- C Departure angle 23°



10 x 16.5 tyres

OPERATING WEIGHT AND MACHINE RATING

SAE operating weight. Fully operational with quickhitch, standard GP shovel, full fuel tank, cab and 18" (450mm) excavator bucket.

Machine model	ICX
	kg
Weight (long arms with fixed dipper) plus GP shovel	3174
Weight (long arms with extending dipper) plus GP shovel	3254
Weight (short arms with fixed dipper) plus GP shovel	3158
Weight (short arms with extending dipper) plus GP shovel	3238
6 in 1 shovel +86 kg, low canopy -166 kg	

ENGINE

		ICX
Model		Perkins 404D-22
Displacement	litres	2.2
No. of cylinders		4
Fuel		Diesel
Cooling		Water
Bore	mm	84
Stroke	mm	100
Gross power @ 2800 rpm		
ISO 14396	kW (hp)	36.3 (49)
Gross torque @ 1800 rpm		
ISO 14396	Nm (lb/ft)	140
Emission certification		EC Stage IIIA/USA EPA Tier 3
Engine oil service intervals		500 hours

CONTROLS

Loader and Transmission:

Hydraulic over hydraulic servos reduce lever efforts to a minimum. Twin ergonomic joystick controls mounted on the seat are well positioned for easy use. Optional dual hand control pattern. Joystick mounted auxiliary control push buttons for straightforward control of attachments.

Excavator:

Standard ISO+ pattern control is logical as well as easy to both learn and operate. Optional SAE+ or JCB X-diagonal controls.

EASYCONTROL (Optional)

JCB EasyControl offers smooth, low effort and productive backhoe operation, while reducing operator fatigue. Excavator control joysticks are integrated into the seat, providing increased legroom, improved visibility and hydraulic excavator ergonomics. A proportional switch is mounted in the joystick to operate JCB's optional Extradig or hammer/bi-directional circuit to operate various attachments.

LIGHTING AND ELECTRICS

12 volt direct electric starting with 50 amp alternator and standard thermostart start aid.

- Heavy-duty harness with secured sealed connectors for protection against both water and dust ingress. The connectors conform to IP67 (DIN 40 050) standards. A woven nylon outer covering protects the harness against abrasion and also improves its resistance to water penetration.
- Standard battery 95A/hour low maintenance.

Ignition, working lights, park brake and detented auxiliary control switches mounted in right hand control panel.

Also incorporated in the side panel are the hourmeter and warning light cluster which includes a warning buzzer to draw operator's attention to any malfunction.

Located in the side panel is a well protected fuse box designed to keep dirt and grime out.

Relay box is positioned inside the console.

Road lighting is available as an option as is a reverse alarm.

Working lights are fitted as standard.

TRANSMISSION

Full servo controlled hydrostatic transmission giving zero to maximum speed, both forward and reverse, at full power.

Independent transmission systems for both the left and right side, controlled through servo hand controls for precise and easy operation.

Travel speeds 0 – 11 km/h forward and reverse.



OPERATOR ENVIRONMENT

Full ROPS/FOPS canopy with soundproofing.

- Seat belt fitted as standard.
- Exceptional all-round visibility.
- Optional front screen (canopy only).
- Fully glazed cab option.
- Low canopy option.
- JCB impact protection kit.
- Ergonomically designed controls.

BRAKES

The JCB hydrostatic transmission control provides the primary braking service.

For parking, the JCB fail safe braking system features oil-immersed, multi-disc brakes for long life and fade-free braking.

Operation is spring-on, hydraulic pressure off, activated through electrical parking brake switch.

TYRES

Standard	7 x 15	NHS 6PR
Optional	10 x 16.5	NHS 6PR

The standard flotation tyres are fitted for most applications. For arduous conditions solid tyres are recommended. Grassland tyres are available for applications where ground disturbance needs to be minimised.

HYDRAULICS

In addition to the main hydrostatic drive pumps, there is a dedicated loader, backhoe and attachments supply pump. Both the main transmission and the loader controls are servo operated, for ease of use and precise control.

- Low lever efforts give excellent and easy control of transmission, loader, backhoe and attachments.
- Loader joystick incorporates rocker switch control of attachments.
- Full flow, spin-on type hydraulic oil filter.
- Engine oil throughout for ease of servicing.

Machine model	ICX	ICX HF
Pump flows @2800 rpm (open centre systems - gear pump)	l/min	l/min
Main pump output	45	100
System working pressure	bar	bar
Backhoe and loader	207	220

AUXILIARY CIRCUITS

The JCB hydraulic hand-held tool circuit, an industry exclusive, can run a variety of tools including breakers, pumps and disc cutters, eliminates the need for separate power packs.

Meets the EHTMA Class C tools operation.

Pressure 138 bar
Maximum flow 20 lpm

The JCB Hammer and bi-directional circuit operates single and double acting attachments such as a hammer, earthdrill or kerb grab.

The optional hi-flow circuit provides 100 litres/min pump flow to the front of the machine for operation of high capacity attachments such as a patch planer or trencher.

SERVICE CAPACITIES

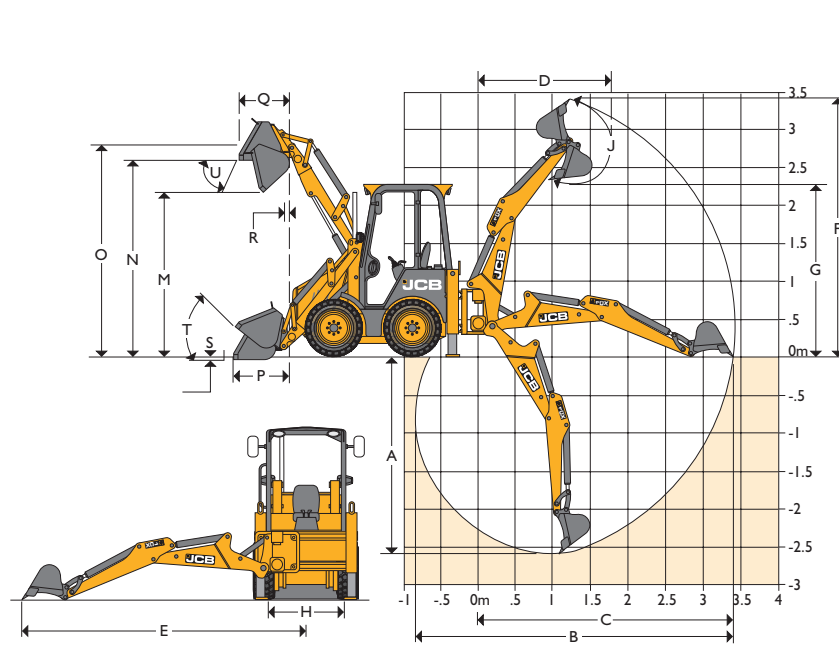
Machine model	ICX
	ltr
Hydraulic system incl. tank	45
Fuel tank	45
Chain cases	10
Engine coolant	8
Engine oil	9.6

STANDARD EQUIPMENT

ROPS/FOPS canopy
Working lights
Hand and foot throttles
Seat mounted servo transmission and loader controls
Seatbelt
ISO+ manual excavator controls
Mechanical loader quickhitch
Self levelling

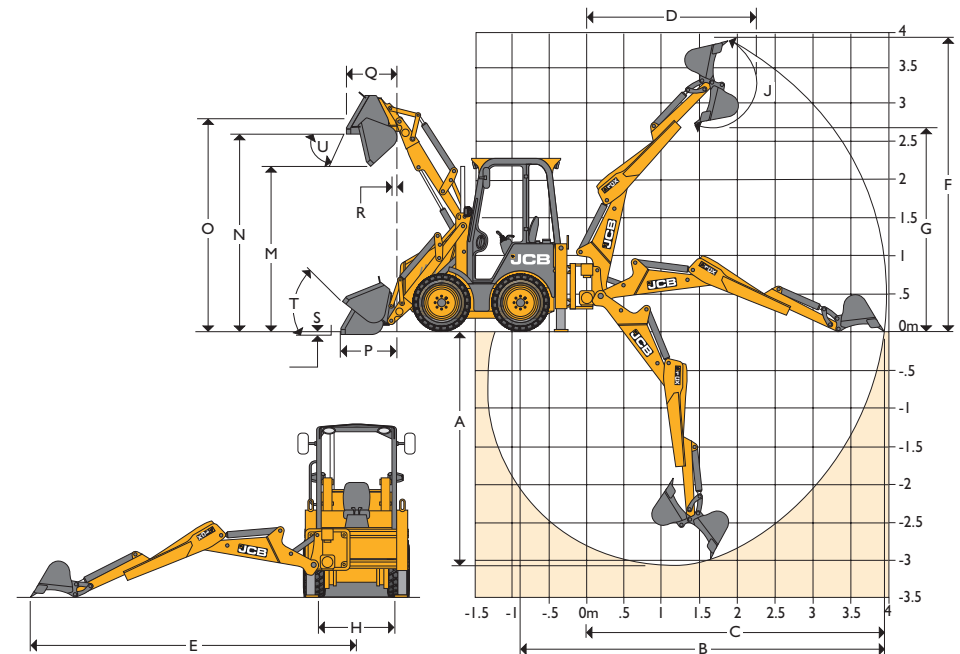
BACKHOE DIMENSIONS AND PERFORMANCE

Machine model		ICX (Fixed Dipper)	ICX (Extending Dipper)	
A	SAE Maximum dig depth	m	2.55	3.08
	SAE Maximum dig depth 2ft flat bottom	m	2.49	3.02
B	SAE Reach - ground level to rear wheel centre	m	4.24	4.78
C	SAE Reach - ground level to slew centre	m	3.38	3.91
D	SAE Reach - at full height to slew centre	m	1.79	2.22
E	SAE Slide reach - to centre line of machine	m	3.83	4.35
F	SAE Maximum working height	m	3.44	3.86
G	SAE Maximum loadover height	m	2.35	2.67
H	SAE Total kingpost travel	m	0.99	0.99
J	SAE Bucket rotation	degrees	202	180
	SAE Bucket tearout	kgf	2201	2201
	SAE Dipper tearout	kgf	1488	1488

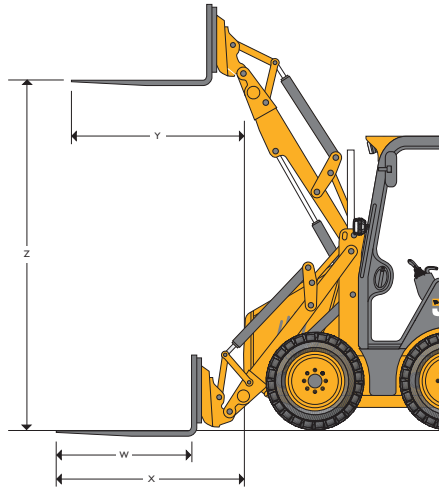


LOADER DIMENSIONS AND PERFORMANCE

Machine model		ICX Short Arms	ICX Long Arms	
M	Dump height	m	2.10	2.15
N	Loadover height	m	2.51	2.59
O	Pin height	m	2.70	2.80
P	Reach at ground (toe plate horizontal)	m	0.84	0.91
Q	Max reach at full height	m	0.63	0.74
R	Reach at full height - fully dumped	m	0.30	0.40
S	Dig depth (toe plate horizontal) clearance	m	0.05	0.14
T	Rollback at ground	degrees	35	42
U	SAE Dump angle	degrees	50	43
	SAE loader breakout shovel	kgf	2350	2350
	SAE maximum hydraulic lift capacity	kgf	2400	2400
	Shovel capacity		0.28m ³	0.28m ³



LOADER ATTACHMENTS



LOADER ATTACHMENTS – Forklift Performance and Data

		Quickhitch mounted forks
		m
W	Fork length	1.05
	Section width	0.08
X	Reach at ground	1.50
Y	Reach at full height	1.34
Z	Fork lift height	2.72
	Fork spacing – min	0.2
	Fork spacing – max	1.03
	SWL @ 500mm load centres (short arms plus fixed dipper)	kg 466
	SWL @ 500mm load centres (short arms plus extending dipper)	kg 513
	SWL @ 500mm load centres (long arms plus fixed dipper)	kg 440
	SWL @ 500mm load centres (long arms plus extending dipper)	kg 454

LOADER PERFORMANCE

	ICX	ICX
	kgf	kgf
Shovel type	GP shovel	6 in 1
Shovel breakout	2350	2350
Loader breakout – arms	2400	2400

OPTIONAL EQUIPMENT

Fully glazed ROPS/FOPS cab
Road lights
Flashing beacon
Face level fan
External mirrors
SAE+ pattern excavator controls
JCB X-pattern excavator controls
Front loader auxiliary circuit
Front shovel float
Auxiliary hand held tool circuit
Excavator bucket quickhitch
Hammer/bi-directional auxiliary circuit
Large stabiliser feet
Stabiliser street pads
Grassland tread tyres
Reverse alarm
Fire extinguisher
Air filter pre-cleaner
Servo dual hand control pattern
Pallet forks and frame
Front screen guard

BACKHOE ATTACHMENTS – Standard Profile Bucket

Width*	Capacity SAE		Weight (+ Teeth)	
	Rated m ³	Struck m ³	kg	Teeth
230	0.03	0.02	51	2
305	0.04	0.04	52	3
460	0.06	0.05	54	3
610	0.08	0.06	57	4

DITCHING BUCKET

Width*	Capacity SAE		Weight
	Rated m ³	Struck m ³	kg
1000	0.12	0.10	52

Value added

JCB's worldwide customer support is first class. Whatever you need and wherever you are, we'll be available quickly and efficiently to help make sure your machinery is performing to its full potential.

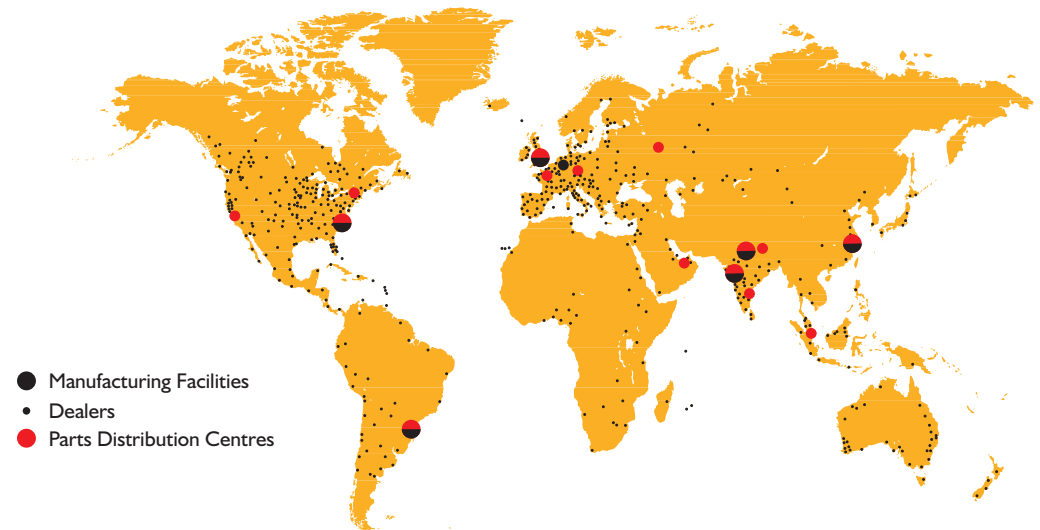


Our Technical Support Service provides instant access to factory expertise, day or night, while our Finance and Insurance teams are always on hand to provide fast, flexible, competitive quotes. (1)

JCB Assetcare offers comprehensive extended warranties and service agreements, as well as service-only or repair and maintenance contracts. Irrespective of what you opt for, our Maintenance teams around the world charge competitive labour rates, and offer non-obligation quotations as well as fast, efficient insurance repair work. (3)



The global network of JCB Parts Centres is another model of efficiency; with 15 regional bases, we can deliver around 95% of all parts anywhere in the world within 24 hours. Our genuine JCB parts are designed to work in perfect harmony with your machine for optimum performance and productivity. (2)





ICX Skid Steer Backhoe Loader

Your nearest JCB dealer