























HOME LEARNING




1st GRADE WEEKLY SCHEDULE – Week 4

DAY	SUBJECT	ACTIVITY
One	Reading	Read: <u>Whisker Bill</u> Complete: write /wh/ words
	Math	Count to 120 by 1's. Hop on the 5's and clap on the 10's. Complete the number strings worksheet with numbers 1-120.
	Writing or Grammar	Write about your favorite place to visit.
Two	Reading	Re-read: <u>Whisker Bill</u> Complete: read & draw activity
	Math	Count backwards from 50 to 0. Write the time on the clocks. Complete the math review.
	Writing or Grammar	Write words in ABC order.
Three	Reading	Read: <u>A Desert Counting Book</u> Complete: Short /i/ activity
	Math	Count by 1's to 120. Complete the base ten worksheets that ask you to count and make groups of ten.
	Writing or Grammar	Write a complete sentence about what the animal does and underline the verb.
Four	Reading	Re-read: <u>A Desert Counting Book</u> Complete: classify information activity
	Math	Complete the math review. Complete the addition and subtraction fact page.
	Writing or Grammar	Circle the adjectives.
Five	Reading	Read: <u>Whistling Whitney</u> Complete: read and draw with questions.
	Math	Complete the subtraction word problems. Draw pictures to help you solve them.
	Writing or Grammar	Write down the sentence type on the line.

My First Grade Helper

I Know My ABC's	Aa  apple	Bb  ball	Cc  car	Dd  dog	Ee  elephant	Ff  frog	Gg  goat	Hh  horse
Ii  igloo	Jj  jar	Kk  kite	Ll  lion	Mm  monkey	Nn  nest	Oo  octopus	Pp  pencil	Qq  queen
Rr  raccoon	Ss  sun	Tt  turtle	Uu  umbrella	Vv  volcano	Ww  worm	Xx  x-ray	Yy  yarn	Zz  zebra













vowels The glue that holds words together.					
--	---	---	--	---	---

digraphs Two letters that make 1 new sound	 chick	 phone	 shark	 thumb	 whale
--	--	--	--	--	--

blends Two consonants that blend together and you hear each sound	 blocks bread	 clock crown	 fly frog	 plane present	 scale ski slide smile stamp	 snail spider swan
---	--	---	--	---	--	--

colors	red	orange	yellow	green	blue
purple	pink	black	brown	gray	white

1 one	2 two	3 three	4 four	5 five	6 six	7 seven	8 eight	9 nine	10 ten
11 eleven	12 twelve	13 thirteen	14 fourteen	15 fifteen	16 sixteen	17 seventeen	18 eighteen	19 nineteen	20 twenty

 January Jan.	 February Feb.	 March Mar.	 April Apr.
 May May	 June June	 July July	 August Aug.
 September Sept.	 October Oct.	 November Nov.	 December Dec.

writer's checklist

- Put Capitals at the beginning of your sentence.
- Put spaces between your words.
- Put punctuation at the end of your sentence. ? !
- Does your sentence make sense?

Word wall chart: for practicing sight words, and to help with writing sentences.

my mini word wall

Aa	a about all am an and are as at	Bb	back be because been brother but by	Cc	called can came come could	Dd	day did do down	Ee	each every	Ff	find first for from	Gg	get goes	Hh	had has have he her here him his how	Ii	if In into is its	Jj	just	Kk	know	Ll	like little long look	Mm	made make many may more my mother
Nn	nice no not now number	Oo	of on one or other our out over	Pp	part people play place	Qq		Rr	right really	Ss	said saw says she sister so some	Tt	than that the their them then there these they think though through time to	Uu	under up use	Vv	very	Ww	was water way went were what when where which while who with would words	Xx		Yy	you your	Zz	

one hundred twenty chart

1	2	3	4	5	6	7	8	9	10
11	12	13	14	15	16	17	18	19	20
21	22	23	24	25	26	27	28	29	30
31	32	33	34	35	36	37	38	39	40
41	42	43	44	45	46	47	48	49	50
51	52	53	54	55	56	57	58	59	60
61	62	63	64	65	66	67	68	69	70
71	72	73	74	75	76	77	78	79	80
81	82	83	84	85	86	87	88	89	90
91	92	93	94	95	96	97	98	99	100
101	102	103	104	105	106	107	108	109	110
111	112	113	114	115	116	117	118	119	120

money

	Penny 1¢
	Nickel 5¢
	Dime 10¢
	Quarter 25¢

fractions

A fraction is a part of a whole.



time




shapes



DECODABLE • 51

Whisker Bill



www.readinga-z.com



Whisker Bill lived in a hut next to the water.
All day long, the wind
whipped over the sand.




Whisker Bill liked to whistle
when he went for a walk.
He liked to whistle while he whittled, too.

4



As he sat inside, the wind
would whack the side of his shack.
His friends thought that one day
the wind would whisk Bill away.




One day Bill saw white whales in the water.
He thought that white whales would
bring him good luck.

6



Whisker Bill got tired of whittling.
He made a big boat.
Then he had to get the big boat
into the water.



The boat was too big to drag to the water.
Whisker Bill put it on wheels
and wheeled it to the water.
Then Whisker Bill rode the waves over the water.

8



The wind whisked Whisker Bill away.
It whisked him to where the white whales lived.
From that day on, no one saw Whisker Bill.



As the wind whipped off the waves,
it whistled a happy tune.
It was Whisker Bill
whistling from over the water.

10

Whisker Bill



Written by Robert Charles
Illustrated by Fred Volke






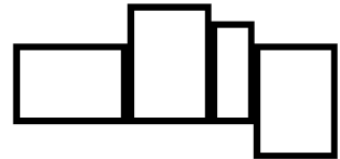
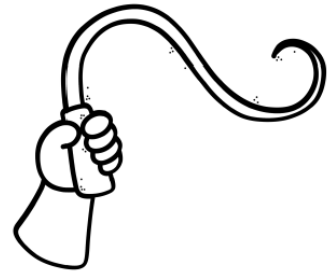
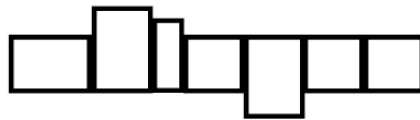
www.readinga-z.com

Day 1 Reading:

Name _____

Write the word for each picture.

Wh



Day 1 Math: Complete the math number strings and fill in the missing numbers.

Name _____

Date _____



COUNTING BY 1s UP TO 120 SHEET 3

Fill in the missing numbers.

1)

37				41	42		44
----	--	--	--	----	----	--	----

2)

	20	21			24		
--	----	----	--	--	----	--	--

3)

54		56				60	
----	--	----	--	--	--	----	--

4)

98	99				103		
----	----	--	--	--	-----	--	--

5)

90		92					97
----	--	----	--	--	--	--	----

6)

	16	17			20		
--	----	----	--	--	----	--	--

7)


99		101			104	105	
----	--	-----	--	--	-----	-----	--

8)

	60		62				66
--	----	--	----	--	--	--	----

9)


109	110			113			116
-----	-----	--	--	-----	--	--	-----



Day 1 Writing: Write about your favorite place to visit.

Name: _____

Date: _____



Handwriting practice lines consisting of multiple sets of three horizontal lines: a solid top line, a dashed middle line, and a solid bottom line.

Day 2 Reading: Read the word or sentence and draw a matching illustration.

Name _____

Read and Draw!



whale

whip

white

whiz

wheel

whisper

whistle

whisker

Bill saw whales in the water.

Bill rode the boat over the waves.

Day 2 Math: Write the time that is shown on the clock below.



Telling time - half hours

Grade 1 Time Worksheet

Write the time below each clock.

1.



2.



3.



4.



5.



6.



7.



8.

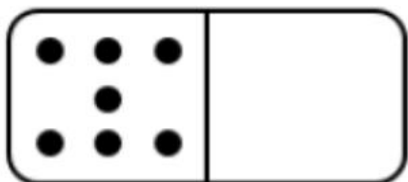


9.



Day 2 Math : Complete the math review.

Draw enough dots to make 10.



What two numbers make 10?

$$1 + \underline{\quad}$$

Add the numbers.

$$2 + 5 = \underline{\quad}$$

Add the dogs.



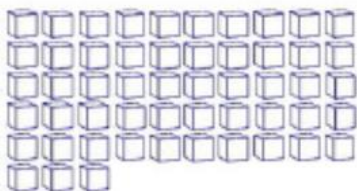
Hailey ate 4 carrots on Monday. She ate 5 more on Tuesday. How many did she eat in all?

$$\underline{\quad} + \underline{\quad} = \underline{\quad}$$

Jada has 8 crayons. Two of the crayons broke. How many of her crayons are not broken?

$$\underline{\quad} - \underline{\quad} = \underline{\quad}$$

How many objects do you see?

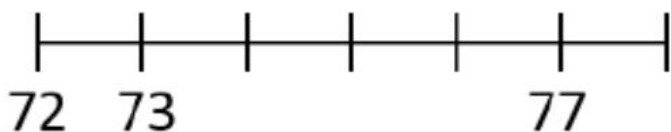


Fill in the missing numbers.

77, , 79, 81

89, , 91, 92,

Fill in the missing numbers on the number line.

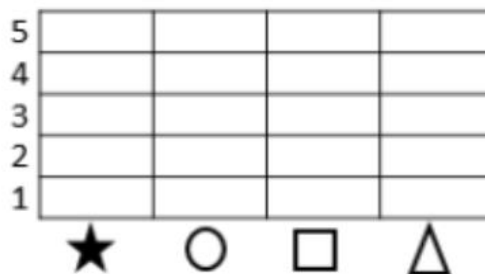


Put the number cards in order from least to greatest.



How Many?			
★	○	□	△

Use the data to color in the bar graph.



Day 2 Writing: Write words in ABC order.

ABC Order

add see go bus

1. _____

2. _____

3. _____

4. _____

ABC Order

in bit tin his

1. _____

2. _____

3. _____

4. _____

ABC Order

wed boy dog yes

1. _____

2. _____

3. _____

4. _____

ABC Order

look blue tan you

1. _____

2. _____

3. _____

4. _____

A Desert Counting Book

A Reading A-Z Level H Leveled Book

Word Count: 135




Reading a-z

Visit www.readinga-z.com
for thousands of books and materials.

LEVELED BOOK • H

A Desert Counting Book



Written by Candace Glass • Illustrated by Nora Vouitas


www.readinga-z.com



This is Bailey.

She lives in the state of Arizona.

Let's count some of Bailey's favorite things in the desert.




Bailey sees one cactus.

It can take five years for this kind of cactus to grow one inch.



Bailey sees two javelinas
(HAV-uh-LEE-nuhz).

Javelinas don't see well, but they
hear very well.



Bailey sees three roadrunners.

Roadrunners are quick!

They can catch and eat rattlesnakes.



Bailey sees four jackrabbits.
Jackrabbits can run fast and
jump high.



Bailey sees five quails.
Quails like to hide in bushes.



Bailey sees six tree lizards.

Tree lizards can climb almost anything.



Bailey sees seven hummingbirds.

Hummingbirds need to eat about fifteen times each hour.




Bailey sees eight desert flowers.
Most flowers grow in the spring.



These are the desert things that
Bailey loves.
How many things does Bailey love?

Day 3 Reading: Color the pictures that have the short /i/ sound.

Name _____



A DESERT COUNTING BOOK • LEVEL H • 2

SKILL: SHORT /i/ VOWEL

Instructions: Have students say the name of each picture and color the pictures of things that have the short /i/ sound.

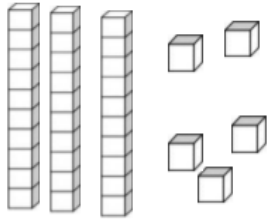
Day 3 Math: Count the blocks and write the number.



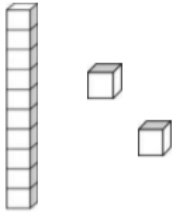
Counting tens and ones

Grade 1 Base Ten Blocks Worksheet

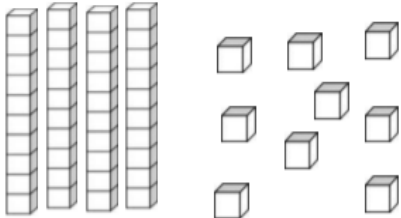
Find the total number of blocks.



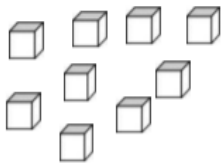
$$= \underline{3} \text{ tens} + \underline{5} \text{ ones} = \underline{35}$$



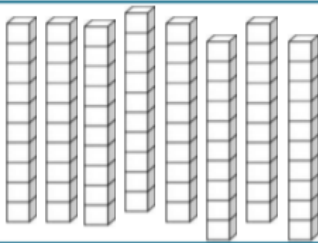
$$= \underline{\quad} \text{ tens} + \underline{\quad} \text{ ones} = \underline{\quad}$$



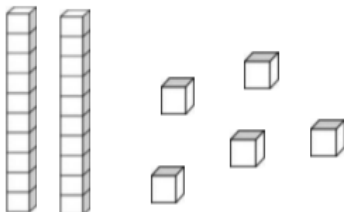
$$= \underline{\quad} \text{ tens} + \underline{\quad} \text{ ones} = \underline{\quad}$$



$$= \underline{\quad} \text{ tens} + \underline{\quad} \text{ ones} = \underline{\quad}$$



$$= \underline{\quad} \text{ tens} + \underline{\quad} \text{ ones} = \underline{\quad}$$



$$= \underline{\quad} \text{ tens} + \underline{\quad} \text{ ones} = \underline{\quad}$$

Day 3 Math: Create groups of 10, draw them, and write the number of blocks.



Creating groups of 10

Grade 1 Base Ten Blocks Worksheet

Draw loops around sets of 10 blocks. Redraw the blocks as sets of ten. Write the number.

$24 = 2 \text{ tens} + 4 \text{ ones} = 24$

$=$ $=$

$=$ $=$


$=$ $=$

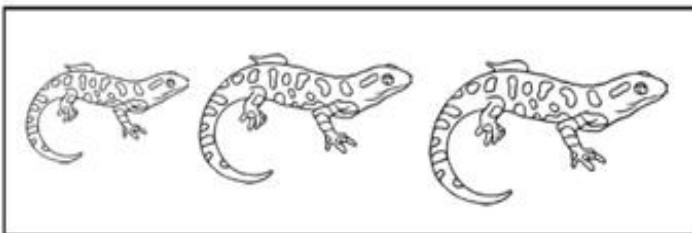
$=$ $=$

Day 3 Writing: Write a sentence telling what each animal can do. Use a verb in the sentence and underline it.

Name _____







A DESERT COUNTING BOOK • LEVEL H • 3

SKILL: VERBS

Instructions: Have students write a sentence to tell what each animal can do. Remind them to use a verb and underline it.

Day 4 Reading: Write or draw pictures of plants and animals from the story.

Name _____



Plants	Animals

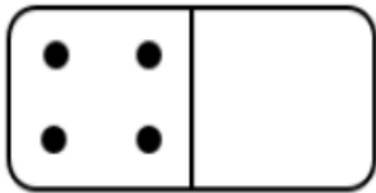
A DESERT COUNTING BOOK • LEVEL H • 1

SKILL: CLASSIFY INFORMATION

Instructions: Have students write the names or draw pictures of the plants and animals from the book in the correct column.

Day 4 Math: Complete the math review.

Draw enough dots to make 10.




What two numbers make 10?

$$\underline{\quad} + 6$$

Subtract the numbers.

$$6 - 5 = \underline{\quad}$$

Subtract the dogs.



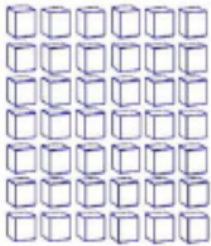
Owen's mom gave him 4 presents for his birthday. His grandma gave Owen another 4 presents. How many presents did Owen get for his birthday?

$$\underline{\quad} + \underline{\quad} = \underline{\quad}$$

Zoe has 5 dollars. She spent 4 dollars on a toy for her sister. How much money does she now have?

$$\underline{\quad} - \underline{\quad} = \underline{\quad}$$

How many objects do you see?

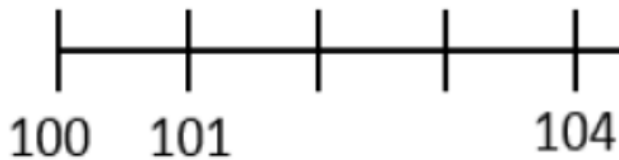


Fill in the missing numbers.

83, 84, , , 87

 , , 62, 63, 64

Fill in the missing numbers on the number line.



Put the number cards in order from least to greatest.



Are there more circles or squares?
Use your graph to answer the question.

How many triangles and stars are there in all?
Use your graph to answer the question.

Day 4 Math: Complete the addition and subtraction facts.



Addition and Subtraction Practice Sheet



$$\begin{array}{r} 5 \\ - 2 \\ \hline \end{array}$$

$$\begin{array}{r} 9 \\ + 1 \\ \hline \end{array}$$

$$\begin{array}{r} 4 \\ + 4 \\ \hline \end{array}$$

$$\begin{array}{r} 2 \\ + 3 \\ \hline \end{array}$$

$$\begin{array}{r} 8 \\ - 3 \\ \hline \end{array}$$

$$\begin{array}{r} 9 \\ - 2 \\ \hline \end{array}$$

$$\begin{array}{r} 3 \\ + 6 \\ \hline \end{array}$$

$$\begin{array}{r} 8 \\ - 7 \\ \hline \end{array}$$

$$\begin{array}{r} 9 \\ - 5 \\ \hline \end{array}$$

$$\begin{array}{r} 1 \\ + 9 \\ \hline \end{array}$$

$$\begin{array}{r} 3 \\ + 9 \\ \hline \end{array}$$

$$\begin{array}{r} 9 \\ - 7 \\ \hline \end{array}$$

$$\begin{array}{r} 6 \\ - 0 \\ \hline \end{array}$$

$$\begin{array}{r} 5 \\ + 6 \\ \hline \end{array}$$

$$\begin{array}{r} 4 \\ + 8 \\ \hline \end{array}$$

$3 + 8 =$

$9 - 6 =$

$3 + 3 =$

$9 + 9 =$

$7 - 1 =$

$8 - 2 =$

$6 - 2 =$

$5 + 0 =$

$7 + 4 =$

Day 4 Grammar: Circle all the adjectives.

Name: _____

What is an Adjective?

Adjectives are words that tell what something looks like, smells like, tastes like, feels like, or sounds like. They are **describing words**.

Look at the word sort below and circle all of the words that could describe something.

big purple playground **fluffy**
tree red mouse loud
silly hat dry fast old kite
boy yummy grass car wagon
grumpy balloon bed cold little
sandwich book hairy glue
sun sharp mean sad crunchy
bike dog snake hot
sticky stinky rough school
cat tired house slimy quiet

Day 5: Reading

Whistling Whitney

Read it.

Draw it.

<p>Whitney went to the ocean and sat by the wharf. She whistled while she waited.</p>	<p>Beginning.</p>
<p>She saw a big blue whale whiz by in the water. She saw a sea lion with white whiskers.</p>	<p>Middle.</p>
<p>She could see a whirring Ferris wheel down by the sea shore.</p>	<p>End.</p>

1. Where did Whitney sit?

2. What did Whitney do while she waited?

3. What did Whitney see?

Day 5 Math: Complete the subtraction word problems.

Name: _____

Date: _____

Subtraction Word Problems



Solve the word problems. Show your work.

1. Ana had 18 apples. She gave 5 away. How many apples did Ana have left?
2. Bernard collected 17 marbles. He lost 11 marbles. How many marbles did Bernard have left?
3. Samuel had 15 pennies. He spent 5 of them. How many pennies did Samuel have left?
4. Nyleah made 11 cookies. She gave away 4 of them. How many cookies did Nyleah have left?
5. Raymond had 9 apples. He ate 3 of them. How many apples did Raymond have left?

Day 5 Grammar: Write the type of sentence on the line.



Types of sentences

Grade 1 Grammar Worksheet

Write D, Im, In, E beside each sentence.

1) My teacher is nice. _____

2) Is my teacher nice? _____

3) Eat your vegetables. _____

4) Your teacher is nice! _____

5) The squirrels gather hazelnuts. _____

6) Do the squirrels gather hazelnuts? _____

7) Gather those hazelnuts. _____

8) The squirrels gather nuts! _____

4 types of sentences:

1. Declarative – a statement
2. Imperative – a command
3. Interrogative – a question
4. Exclamatory – expresses strong feelings



	Day 1	Day 2	Day 3	Day 4	Day 5
Math	<p>Count to 120</p> <p>*Grab a pile of snacks. Pretend to be a shark/bear and eat snacks as you practice subtraction</p> <p>*Try this ten frame gam</p>	<p>Addition Song</p> <p>*Choose 5 of your toys. Organize them from shortest to longest or heaviest to lightest.</p> <p>*Make a collection of 20 objects. Now break it apart! How many ways can you make 20?</p>	<p>Count to 120</p> <p>*Use cereal or beans to build numerals 1-20</p> <p>*Place objects in a ten frame...how many more do you need to make ten?</p>	<p>Count by 2s</p> <p>*Play roll to 100 with a die and a crayon. Gameboard</p> <p>*Roll one die and write how many more to make ten</p>	<p>Count to 120</p> <p>*Make a 120 monster! Give your monster 10 of everything!</p> <p>*Grab a handful of cereal or beans, separate them into groups of ten. How many do you have? Any leftovers?</p>
Reading	<p>-WH- Song</p> <p>*Write your sight words in marker.</p> <p>*Build -wh- words out of playdough</p>	<p>Vowel Song</p> <p>*Read a book outside.</p> <p>*Hunt for sight words on boxes and cans</p>	<p>Sight Word Rap</p> <p>*Draw a hopscotch to practice sight words.</p> <p>*Cut out letters from a magazine and build words.</p>	<p>Syllables</p> <p>*Rainbow write -wh- words.</p> <p>*Count and clap syllables in words from your story.</p>	<p>Sight Word Rap</p> <p>*Read a story from this week's packet to a stuffed animal or pet.</p> <p>*Write down 10 sight words. Ask someone you live with to hide each word around your home. Find and read!</p>
Writing	<p>Punctuation Song</p> <p>*Punctuation hunt. Count how many question marks and exclamation marks you can find in a book.</p>	<p>*Write down a recipe for your favorite snack.</p> <p>*Write your principal a note and tell them three things you love about school.</p>	<p>Parts of a Sentence Song</p> <p>*Follow a directed drawing and then write a story about your creation.</p>	<p>*Draw and label a picture of your neighborhood.</p> <p>*Write a how to story and list the steps to complete something.</p>	<p>*Read your favorite book and write a new ending!</p> <p>*Write your own ABC book. Draw and label something for each letter.</p>
Just for Fun!	<p>Easter Bunny Dance & Freeze</p> <p>*Jumping Bunny Craft</p> <p>*Bunny Launcher</p>	<p>Feel the Music Play</p> <p>Explore Sounds</p>	<p>Liquid Rainbow Science</p> <p>Colors of the Rainbow</p>	<p>Penguin Dance</p> <p>Clean Pennies with Ketchup</p>	<p>Bo Diddley Bop</p> <p>*Have a kick/throw challenge, who can get the ball the farthes</p> <p>t *host your own backyard dance party</p>

ART AT HOME

K-2nd

Hey guys! First off, we all hope that you're doing okay at home. We know it's been a weird time but we're hopeful that you and your family are safe and healthy.

In this packet, you'll find three activities for this week that focus on:

LINE

You can also find this information by going to www.wedschools.org

Some art teachers are also providing online resources for your activities, so make sure to check Google Classroom!

Supplies for This Week:

- Pencil
- Eraser
- Crayons (optional)

Scan the QR code below to find a list of extra resources for all special areas!



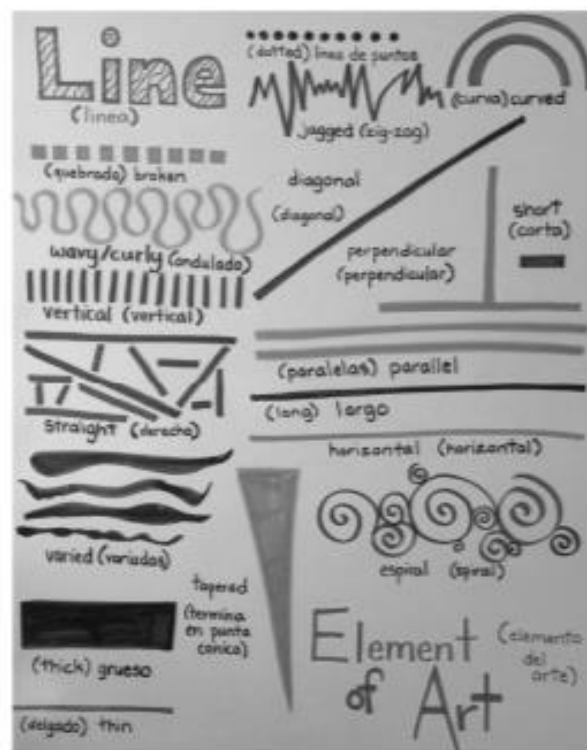
LINE TYPES




A **line** is the path of a moving point. Lots of things are made up of lines including the alphabet! What is the hand below drawing? Are they writing a note to someone? Are they drawing a picture? In the space below, help the artist finish what they are drawing using lines.



Here are some examples of different kinds of lines:



Fill in each stripe on the rainbow below with 8 or more different kinds of lines. You can then add color (optional).



It's time to get up and make active lines! How many different lines can you make with your body? Find a family member and count how many you can come up with.



Spiral

Zig-Zag








Curved



LINES INTO PATTERN

2

Another way to use line is to create **patterns**. To make patterns using line, you first need to have different **line types**. Start by copying the line types below.

Vertical	Horizontal	Diagonal	Curved	Spiral	Wavy	Zig-Zag
						

By putting these lines together in different ways, you're able to create **patterns**. Here are some examples:



In the space below, draw your own patterns using different types of line. You can use the lines above and you're able to add your own line types.

Music Lesson K-6 for Week 4


How do we make music at home without any instruments?

1. Your task is to build one of these instruments using the following materials:

- ★ Don't have one of the materials? Be creative!
- ★ Finish your first instrument? Try another one. You almost have a full band!

Instrument	Materials you can use (feel free to come up with your own)
Maracas	Toilet paper tube or paper towel tube, plastic water bottle (empty), plastic Easter eggs, rice, beans, small rocks or pebbles,
Hand drum	Small coffee can with lid, wooden spoon
Kazoo	Toilet paper roll, plastic straw, wax paper
Chicken in a cup	plastic cup, a long piece of string or yarn, a paper clip, a paper towel.

2. Make some sound! What are 3 different ways you can make sound with your instrument? Once you have found 3 different sounds, give each sound a name and symbol.

Sound Name	How do you play it?	Give it a symbol!
Ex. the BIG BOOM	Hit the can on the floor. I liked it better on the hard floor, not the rug.	
1.		
2.		
3.		

3. Using your new instrument, play the food rhythm you wrote last week. Be ready to discuss during office hours with your music teacher.

- ★ Do you still like your rhythm?
- ★ If not, what would you change?
- ★ What did you change to make it better?

Physical Education K – 2nd (week four)




Week 4 Focus – Balance, Muscle Strength and Endurance

- **Balance** - Balances on different bases of support, combining levels and shapes; maintains momentary stillness on base of support (stand on 1 foot with arms out)
- **Strength/Endurance** – Use your own body resistance for developing muscle strength and muscle endurance. Examples include animal walks, planks, shoulder taps, hold a bridge.

Warm-Up : Jumping Jack ABC's / Math Jacks

1. Complete 1 jumping jack for every letter of the alphabet. Now you've got your heart pumping blood to your muscles and you're ready to get active!
2. Complete jumping jacks counting by 5's to 100. Congratulations you just completed 20 total jumping jacks.

Lesson / Activity: Balance BINGO - read the challenge, look at the picture and perform the balance, answer the questions.

Read the challenge	Perform the activity	Answer the questions
Crabwalk balance – hold up your right arm and left leg. Hold for 20 and switch to left arm and right leg	<p style="text-align: center;">Crab Walk</p> 	Are your arms tired? Y / N Are your stomach muscles (abdominals) tired? Y / N Did you keep your balance the whole time? Y / N You used your muscle endurance to keep your balance
Balance on 1 foot with arms out wide Hold for 20 then switch and balance on the opposite foot		Are your arms tired? Y / N Did you keep your balance the whole time? Y / N You used your muscle endurance to keep your balance
Hold a V-sit for a count of 20. Repeat holding arms out to sides		Are your abdominals tired? Y / N Did you keep your balance the whole time? Y / N You used your muscle endurance to keep your balance .

Crabwalk Balloon Challenges

Can you keep a balloon up in the air using your hands and/or your feet but staying in crabwalk position? How long before your **muscles** get tired and you have to rest? You're working on muscle endurance

Can you strike the balloon 5 times with your hands before it touches the ground?

Can you use your hands **and** feet to keep the balloon in the air for 10 hits?

Family Challenge

Get your family involved! Show them how to crabwalk, and see if you can keep the balloon up with your family. Show them how you strike with your hand and how to use their feet too. Keep

If your muscles are getting tired in crabwalk position you can stand up and just use your hands to strike the balloon.



Optional: First Grade Sight Words

after	an
fly	give
his	just
old	open
take	them
again	any
from	going
how	know
once	over
thank	then

Optional: First Grade Sight Words

as	by
had	her
let	may
put	some
think	were
ask	could
has	him
live	of
round	stop
walk	when
	every

READING RESPONSE CHOICE BOARD – FICTION

Read for 20-30 minutes each day, choose a question to answer, discuss or write down your answer to the question, cross out the box when you are done.

<p>What connections can you make between this story and your own life? Explain.</p>	<p>If you could change the ending of the story, how would you change it? Discuss or write an alternate ending.</p>	<p>Tell about one of the characters' problems. What advice would you give that character? How would you help him/her?</p>
<p>How does the main character change throughout the story? Give examples from the text.</p>	<p style="text-align: center;">Five Finger Retell: Who are the characters? When and where does the story take place? What went wrong in the story? What happened in the beginning, middle, and end? How was the problem solved?</p>	<p>What do you think the author wants you to learn from this story? Why? Give details from the story.</p>
<p>If you could be any character in this story, which character would you be? Why?</p>	<p>Does this story remind you of another story you read? What things are the same? What things are different?</p>	<p>Describe the story's setting. Does this setting remind you of any places you have been? Explain.</p>

READING RESPONSE CHOICE BOARD – NONFICTION

Read for 20-30 minutes each day, choose a question to answer, discuss or write down your answer to the question, cross out the box when you are done.

<p>Ask a family member what they know about the topic of the text. Did they share any new ideas?</p>	<p>Why did the author write this text?</p>	<p>Summarize the text in your own words.</p>
<p>After reading the text, what new questions do you have about this topic?</p>	<p>What is the main idea of the text? What details support that main idea? Use text evidence.</p>	<p>If you were going to teach someone about the topic of the text, what would you be most excited to share? Why?</p>
<p>What is the most interesting part of the text? Why?</p>	<p>Does this text remind you of another text you have read before? What things are the same? What things are different?</p>	<p>What are your opinions or feelings about this topic? Why?</p>

Optional Video Links

Reading

- Jack Hartmann Digraph Song
https://youtu.be/NK8_Tvu6bJk
- Kids –vs- Phonics (WH)
<https://youtu.be/N0oy8pwC4Kg>
- Phab Phonics (WH)
<https://youtu.be/Nu33CRyJG7k>
- Scratch Garden (WH)
<https://youtu.be/TBA-R3Sx1Pc>
- Jack Hartmann (WH)
<https://youtu.be/GO3UxDydumA>
- Phonics Stories (WH)
<https://youtu.be/l5qZWtWKcYI>
- Preschool Prep (WH)
<https://youtu.be/WfdFamciugw>

Math

- Count to 120
<https://youtu.be/f6NfQM1LIGc>
- Counting by 2's
<https://youtu.be/GvTcpfSnOMQ>
- Counting by 5's
<https://youtu.be/EemjeA2Djjw>
- Counting by 10's
<https://youtu.be/Ftati8iGQcs>
- Counting On Song
<https://youtu.be/p2W0I06Nq5s>
- Counting Down from 100
<https://youtu.be/-iwgJmW1uvg>
- The Coin Song
<https://youtu.be/3ARNqyQ0CuY>
- The Addition Song
<https://youtu.be/UqQ1VkBvuRs>










Reading Answer Key:

Day 1 Reading:

Name _____

Write the word for each picture.










Wh

 when	 whisper	 whip
 whisker	 wheat	 whisk
 whistle	 wheel	 whale

Day 3 Reading: Color the pictures that have the short /i/ sound.

Name _____ **Reading a-z**

6 six

Instructions: Have students say the name of each picture and color the pictures of things that have the short /i/ sound.

Day 5: Reading

Whistling Whitney

Read it.

Draw it.

Whitney went to the ocean and sat by the wharf. She whistled while she waited.










She saw a big blue whale whiz by in the water. She saw a sea lion with white whiskers.

She could see a whirring Ferris wheel down by the sea shore.

- Where did Whitney sit?
Whitney sat by the wharf.
- What did Whitney do while she waited?
Whitney whistled while she waited.
- What did Whitney see?
Whitney saw a whale, a sea lion, and a Ferris wheel.

Day 4 Reading: Write or draw pictures of plants and animals from the story.

Name _____ **Reading a-z**

Plants	Animals
	 
	 
	
	 

Instructions: Have students write the names or draw pictures of the plants and animals from the book in the correct column.

Math Answer Keys:

Name: _____ Date: _____

COUNTING BY 1s UP TO 120 SHEET 3 ANSWERS

1) 37 38 39 40 41 42 43 44

2) 19 20 21 22 23 24 25 26

3) 54 55 56 57 58 59 60 61

4) 98 99 100 101 102 103 104 105

5) 90 91 92 93 94 95 96 97

6) 15 16 17 18 19 20 21 22

7) 99 100 101 102 103 104 105 106

8) 59 60 61 62 63 64 65 66

9) 109 110 111 112 113 114 115 116



Telling time - half hours

Grade 1 Time Worksheet

Write the time below each clock.

1. 5:30

2. 4:00

3. 6:30

4. 8:30

5. 12:30

6. 9:00

7. 9:00

8. 11:00

9. 9:30

Name: _____ Date: _____

Subtraction Word Problems



Solve the word problems. Show your work.

- Ana had 18 apples. She gave 5 away. How many apples did Ana have left?
 $18 - 5 = 13$
- Bernard collected 17 marbles. He lost 11 marbles. How many marbles did Bernard have left?
 $17 - 11 = 6$
- Samuel had 15 pennies. He spent 5 of them. How many pennies did Samuel have left?
 $15 - 5 = 10$
- Nyleah made 11 cookies. She gave away 4 of them. How many cookies did Nyleah have left?
 $11 - 4 = 7$
- Raymond had 9 apples. He ate 3 of them. How many apples did Raymond have left?
 $9 - 3 = 6$

Day 4 Math: Complete the math review.

Draw enough dots to make 10. 	What two numbers make 10? $4 + 6$
Subtract the numbers. $6 - 5 = 1$	Subtract the dogs.
Owen's mom gave him 4 presents for his birthday. His grandma gave Owen another 4 presents. How many presents did Owen get for his birthday? $4 + 4 = 8$	Zoe has 5 dollars. She spent 4 dollars on a toy for her sister. How much money does she now have? $5 - 4 = 1$
How many objects do you see? 42	Fill in the missing numbers. 83, 84, 85 , 86, 87 60, 61 , 62, 63, 64
Fill in the missing numbers on the number line. 	Put the number cards in order from least to greatest. 73, 75, 77, 79
Are there more circles or squares? Use your graph to answer the question.	How many triangles and stars are there in all? Use your graph to answer the question.

Day 4 Math: Complete the addition and subtraction facts.



Addition and Subtraction Practice Sheet

$5 - 2 = 3$	$9 + 1 = 10$	$4 + 4 = 8$	$2 + 3 = 5$	$8 - 3 = 5$
$9 - 2 = 7$	$3 + 6 = 9$	$8 - 7 = 1$	$9 - 5 = 4$	$1 + 9 = 10$
$3 + 9 = 12$	$9 - 7 = 2$	$6 - 0 = 6$	$5 + 6 = 11$	$4 + 8 = 12$

$3 + 8 = 11$ $9 - 6 = 3$ $3 + 3 = 6$
 $9 + 9 = 18$ $7 - 1 = 6$ $8 - 2 = 6$
 $6 - 2 = 4$ $5 + 0 = 5$ $7 + 4 = 11$

Writing/Grammar Answer Key:



Types of sentences

Grade 1 Grammar Worksheet

Answers

- 1) My teacher is nice. D
- 2) Is my teacher nice? In
- 3) Eat your vegetables. Im
- 4) Your teacher is nice! E
- 5) The squirrels gather hazelnuts. D
- 6) Do the squirrel gather hazelnuts? In
- 7) Gather those hazelnuts. I
- 8) The squirrels gather nuts! E

ABC Order

add see go bus

1. add
2. bus
3. go
4. see

ABC Order

in bit tin his

1. bit
2. his
3. in
4. tin

ABC Order

wed boy dog yes

1. boy
2. dog
3. wed
4. yes

ABC Order

look blue tan you

1. blue
2. look
3. tan
4. you

Name: _____

What is an Adjective?

Adjectives are words that tell what something looks like, smells like, tastes like, feels like, or sounds like. They are **describing words**.



Look at the word sort below and circle all of the words that could describe something.

Word sort containing the following words, with adjectives circled in red:

- big, purple, playground, fluffy, loud
- tree, red, mouse, kite
- silly, hat, dry, fast, old
- boy, yummy, grass, car, wagon
- grumpy, balloon, bed, cold, little
- sandwich, book, hairy, glue
- sun, sharp, mean, dog, crunchy
- bike, stinky, rough, snake, hot
- cat, tired, house, slimy, school, quiet