



# Free JamTrack Pack for the Holiday

## 20 Awesome Blues & Rock JamTracks

Our annual Holiday Event schedule kicks off with an awesome JamTrack Pack. This digital download is 100% free and gives you 20 Rock & Blues JamTracks, all professionally recorded and in a minor tonality. We are also throwing a free PDF and associated Guitar Pro and tab files.. download and enjoy now!



[Download Full JamTrack Pack Here](#)

# BLUES TRACKS

These blues and blues-country style tracks give you a perfect landscape to try out those new lead lines and classic blues licks. Work on your phrasing, and become a better lead player.

## Blue Jeans Road

**D MINOR, D MINOR PENTATONIC**

### Blues

This backing track in D minor is a great way to get used to combining the full seven note minor scale with its relative minor pentatonic scale. Experiment with different techniques such as bends and slides to create a solo that tells a story.

**Dm7**

- 1 3 1 2 -

**Dm(9)**

- 1 4 1 1 -

**F**

- 4 3 1 2 -

**Fmaj7**

- - 4 1 1 -

**Gm**

- - 1 3 4 2

**Gm7(9)**

- - 1 - 2 1

**Am7**

- - 1 1 - -

**Bb**

1 - - 2 1 -

## Strummed

G MINOR, G MINOR PENTATONIC

### Country Blues

This backing track in G minor has a beautiful Country feel that should inspire you new musical ideas. Anticipate the sound of every note you play and force yourself to explore new areas of the fretboard you might not be comfortable with yet.

<p><b>Gm7</b></p> <p>1 2 3 1 4 -</p>	<p><b>Bb</b></p> <p>- 1 4 4 4 -</p>	<p><b>F</b></p> <p>1 3 4 2 1 1</p>	<p><b>Eb (9)</b></p> <p>- 3 2 1 4 -</p>
--------------------------------------	-------------------------------------	------------------------------------	---

## Shuffle My Shoes

A MINOR, A MINOR PENTATONIC

### Blues Rock

Pay attention to the rhythm feel of this backing track as you develop new ideas using the A minor scale. This Backing track is a great way to tie together ideas using the minor blues scale with its relative Aeolian mode.

<p><b>Am7</b></p> <p>1 4 1 1 - -</p>	<p><b>G5</b></p> <p>1 4 4 - - -</p>	<p><b>C5</b></p> <p>- 1 4 4 - -</p>	<p><b>Dm</b></p> <p>- 1 3 4 2 -</p>	<p><b>Am</b></p> <p>1 3 4 1 - -</p>
--------------------------------------	-------------------------------------	-------------------------------------	-------------------------------------	-------------------------------------

## Slow Heart Blues

**B MINOR, B MINOR PENTATONIC**

### Blues

Pay attention to the shuffle feel of this backing track in B minor. Make sure you make use of the minor pentatonic scale and develop your ideas. Don't hesitate to experiment with new areas of the fretboard as this is the only way you will get familiar with positions you avoid.

<p><b>Bm7</b></p> <p>1 - 1 1 1 -</p>	<p><b>B11</b></p> <p>3 - 4 2 1 -</p>	<p><b>Em7</b></p> <p>- 1 3 1 2 -</p>	<p><b>E11</b></p> <p>- 1 1 1 1 -</p>
<p><b>F# m7</b></p> <p>- 1 3 1 2 -</p>	<p><b>F# 11</b></p> <p>- 1 1 1 1 -</p>	<p><b>F# 7(# 9)</b></p> <p>- 2 1 3 4 -</p>	

## Lonely Country

**G MINOR, G MINOR PENTATONIC**

### Country Blues

This slow Country ballad backing track is a great way to come up with new melodic ideas using the minor scale. Experiment with different areas of the fretboard as you develop your solo. Remember that playing fast is not always the answer...

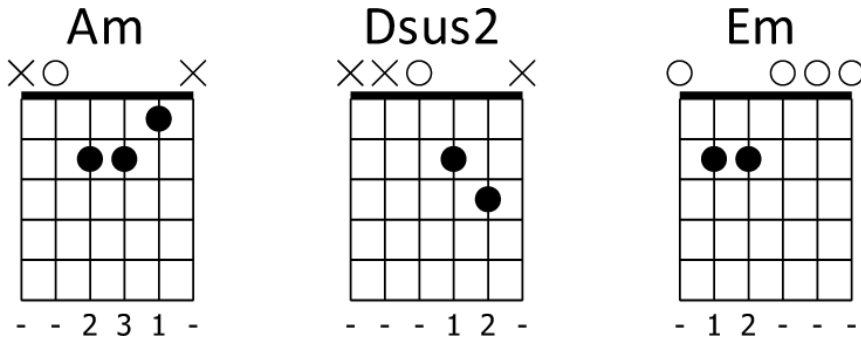
<p><b>Gm7</b></p> <p>1 4 1 1 1 -</p>	<p><b>Bb</b></p> <p>- 1 4 4 4 -</p>	<p><b>Cm7</b></p> <p>- 1 3 1 2 -</p>	<p><b>Eb</b></p> <p>- 4 3 1 2 -</p>	<p><b>F</b></p> <p>1 3 4 2 1 1</p>
--------------------------------------	-------------------------------------	--------------------------------------	-------------------------------------	------------------------------------

## Old School Cowboy

A MINOR, A MINOR PENTATONIC

### Country

This old-school backing track is ideal to work on new ideas that blend the minor pentatonic scale with the full seven note Aeolian mode. As always, force yourself to explore new areas of the fretboard. Don't be afraid of playing the wrong notes as mistakes are the best way to improve.

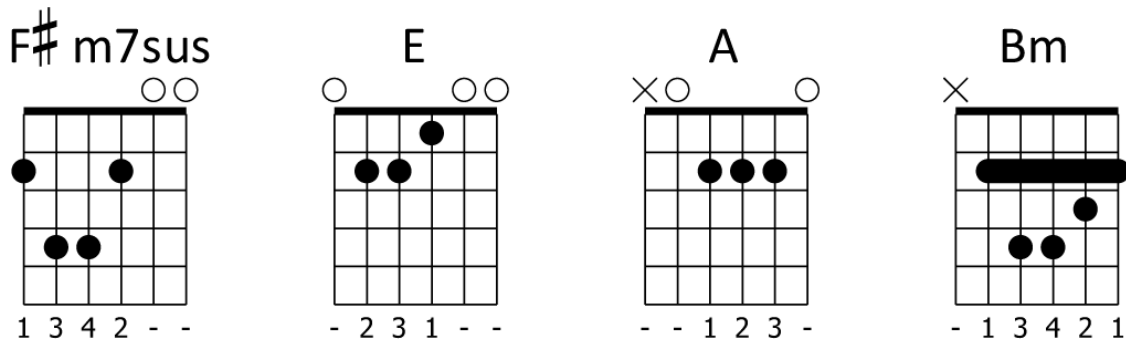


## Bouncer Pride

F# MINOR, F# MINOR PENTATONIC

### Country Blues

This fun backing track has an upbeat Country feel to it. Make sure you use a combination of the minor blues scale with its relative Aeolian mode. Remember to develop your ideas as you develop your musical story.



# ROCK TRACKS

## Carrousel

B MINOR, B MINOR PENTATONIC

### Slow Rock

This backing track is particularly useful when learning how to develop ideas and when learning to be meaningful when playing. Approach this like a storytelling exercise and force yourself to think melodically.

<p><b>Bm7</b></p>	<p><b>A</b></p>	<p><b>F# m7</b></p>	<p><b>A</b></p>	<p><b>D5</b></p>	<p><b>Dsus</b></p>
-------------------	-----------------	---------------------	-----------------	------------------	--------------------

## Rockatron

D MINOR, D MINOR PENTATONIC

### Rock

This backing track in D minor is the perfect musical bed to develop new licks combining the full seven note minor scale with its relative minor pentatonic. Don't hesitate to throw a few blues licks and your lead. Have fun!

<p><b>Dm</b></p>	<p><b>C</b></p>	<p><b>F</b></p>	<p><b>C</b></p>	<p><b>C</b></p>
<p><b>C7</b></p>	<p><b>F</b></p>	<p><b>Gm7</b></p>	<p><b>F7</b></p>	

## Dusty Rock

A MINOR, A MINOR PENTATONIC

### Rock

This blues-rock backing track is particularly useful when developing new minor pentatonic licks. Anticipate the sound of each note to play and make sure you develop your ideas. It is much better to have fewer ideas developed rather than playing a bunch of different ideas all over the fretboard.

Chords in this track:

<p><b>A5</b></p>	<p><b>G5/A</b></p>	<p><b>C5/A</b></p>	<p><b>A5</b></p>
<p><b>E7(#9)</b></p>	<p><b>D(5)</b></p>	<p><b>F</b></p>	<p><b>Am</b></p>

## Flying Strum

E MINOR, E MINOR PENTATONIC

### Soft Rock

Take advantage of the slow speed of this backing track in E minor to focus on areas of the fretboard you're not yet comfortable with. Force yourself to develop musical ideas that really tell a story and that fit the chords are playing over.

<p><b>Em7</b></p>	<p><b>D5</b></p>	<p><b>Asus2</b></p>	<p><b>G</b></p>	<p><b>Em</b></p>	<p><b>B</b></p>
-------------------	------------------	---------------------	-----------------	------------------	-----------------



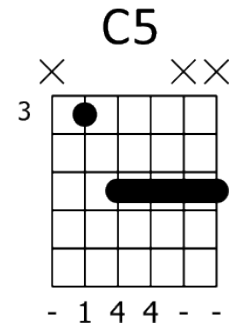
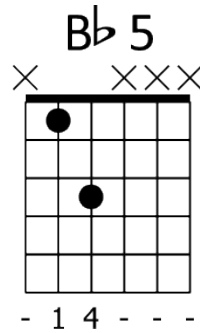
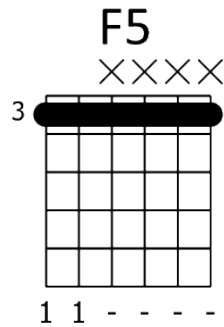
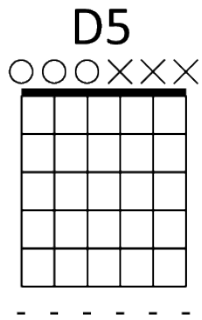


## Drop D Bomb

D MINOR, D MINOR PENTATONIC

### Rock

This rocking back on track in D minor has tons of character. You should play your solo accordingly! Don't hesitate to use the minor blues scale in addition to the full seven note Aeolian mode.

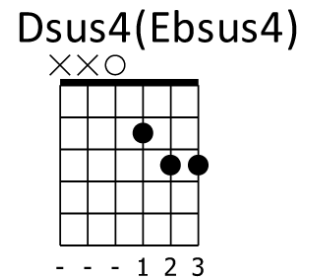
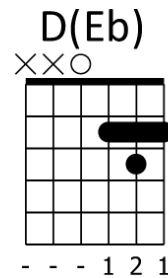
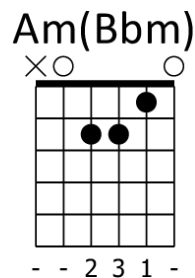
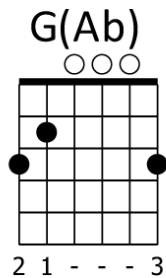
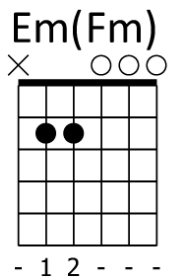


## Acoustic Waves

F MINOR, F MINOR PENTATONIC

### Soft Rock

This backing track in F minor has an interesting rhythm and feel to it they should pay attention to. Take advantage of the slow speed to explore new positions and develop ideas using areas of the fretboard you're not yet comfortable with.

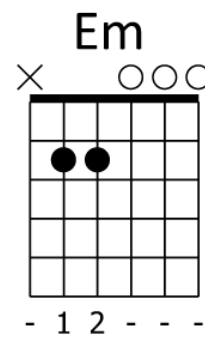
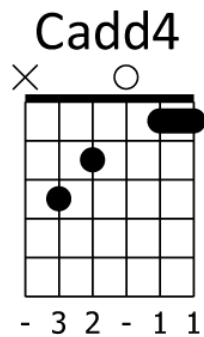
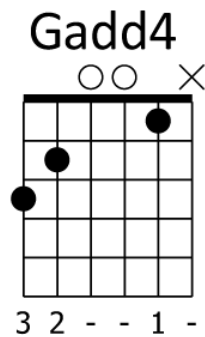
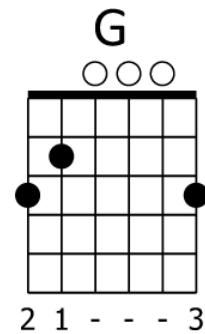
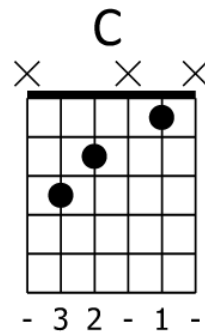
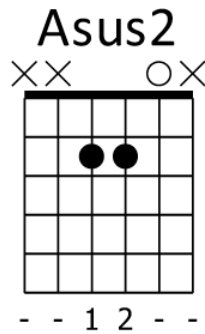
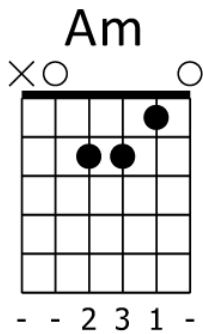


## Out At Sea

A MINOR, A MINOR PENTATONIC

### Soft Rock

Before jumping into this backing track, listen to it without your guitar in your hands and sing a musical idea over it. Once you have something interesting, grab your guitar and reproduce what you sang. This is a great way to come up with new fresh musical ideas...

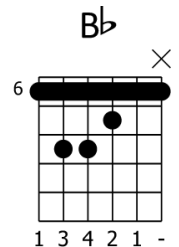
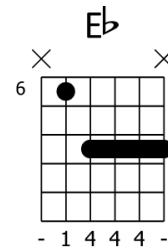
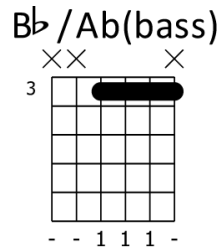
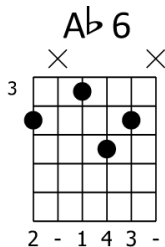
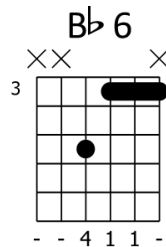
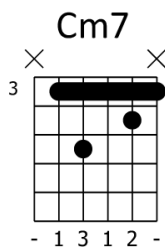


## Gentlemen Groove

C MINOR, C MINOR PENTATONIC

### Funk Rock

This backing track in C minor is a great track to develop shorter musical ideas that have purpose. Experiment with different bends and arpeggio pieces as you create a solo that really fits the chord progression.



## Pocket Swing

C MINOR, C MINOR PENTATONIC

### Soft Rock

This backing track in C minor incorporates a lot of space in the rhythm. This will make all your musical lines really stand out. This also means that you need to be careful as to what you're playing making sure you are respecting the key and playing notes that really make a statement.

<p><b>Cm7</b></p> <p>- 1 3 1 2 1</p>	<p><b>E♭</b></p> <p>- 4 3 1 2 1</p>	<p><b>Gm7</b></p> <p>- 1 3 1 2 1</p>	<p><b>A♭ sus2</b></p> <p>- 4 - 1 2 -</p>	<p><b>A♭ 6/9</b></p> <p>2 - 1 1 3 -</p>
<p><b>Fm</b></p> <p>1 3 4 1 1 -</p>	<p><b>Gm</b></p> <p>1 3 4 1 1 -</p>	<p><b>A♭</b></p> <p>1 3 4 2 1 1</p>	<p><b>B♭</b></p> <p>1 3 4 2 1 1</p>	

## Headbanger Newb

A MINOR, A MINOR PENTATONIC

### Rock

This Hard Rock backing track is a great way to get into faster playing without the difficulty of extreme speeds. Try to combine several positions together to create a longer extended position. Remember to stay musical regardless of the style of music you're playing in!

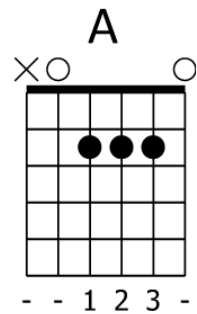
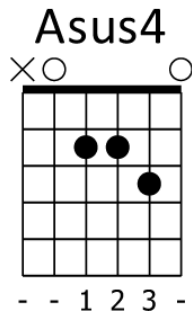
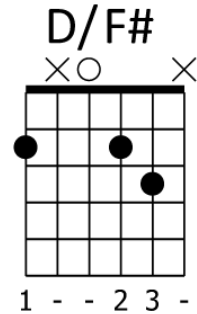
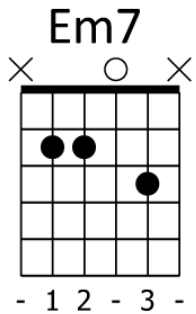
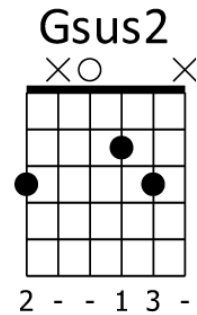
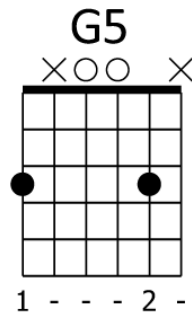
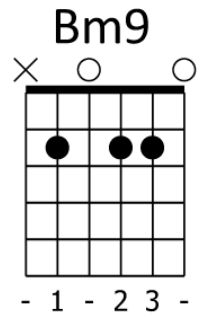
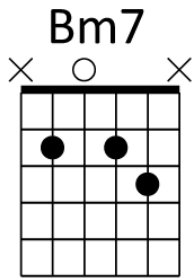
<p><b>C5/A</b></p> <p>- - 1 1 - -</p>	<p><b>D5/A</b></p> <p>- - 1 1 - -</p>	<p><b>Csus2</b></p> <p>- 1 3 4 1 -</p>	<p><b>G</b></p> <p>1 3 4 2 1 -</p>
---------------------------------------	---------------------------------------	--	------------------------------------

## Slow Feel

### Soft Rock

**B MINOR, B MINOR PENTATONIC**

This backing track in B minor is ideal to come up with new musical ideas that combine the full seven note Aeolian mode with the five note minor pentatonic scale. Try varying your attack on the notes and experiments with finger playing as this will bring a very nice expressive touch to your lead.



## ABOUT JAMPLAY, LLC

[JamPlay.com](http://JamPlay.com) is a community where guitar players come together to learn how to get better at our beloved instrument. With hundreds of in-depth video courses all online, you can pop on and progress your playing when it's convenient for you.

And because we bring in the best guitar teachers on the planet, you'll always know that you're learning the right stuff. Courses are regularly updated, with new lessons added daily. That's right, we are the **most active publisher of STRUCTURED** video guitar lessons on the planet.



## Happy Holidays

The holiday season is upon us, and so is our biggest sale of the year! Stay tuned, our Holiday Sale and events begin December 18th.

### **5,111 Lessons in HD**

Each lesson is professionally filmed in our studios located in Greeley, Colorado and Kent, Ohio. All lessons are offered in high-definition quality and presented with 3-5 cameras depending on the material taught. Our lessons stream to you in 5 different qualities, with the additional capability to stream all video lessons to your mobile device.

- 79 Instructors
- Beginner to Advanced
- Interactive Tabs
- Progress Tracking
- Slow Motion & AB Looping
- Video Bookmarks
- Over 400 song lessons
- [\*\*Learn More Here\*\*](#)

### **Live Workshops**

We also offer live instruction in two different formats. Our weekly workshops are filmed in 4k and broadcasted live to you in 1080p! These workshops are task-based, focused lessons about a designated topic of guitar. Also, our Live Q&A offers open dialogue and discussion with our teachers.. for up to 8 hours a day. Get pro help, anytime in a live format with a JamPlay Membership.

- Filmed in 4k, stream in 1080p
- Guided homework with tabs
- Interact with instructor
- Live Video Call-in Capability
- Tasked based / sequential
- Rock, Blues, Fingerstyle & more
- [\*\*Learn More Here\*\*](#)

### **JamTracks & More**

We have worked for the past decade to bring you awesome learning tools, educational reference libraries, training games and more. While any dummy can film a few guitar lessons and toss together a website, few can compete with the years of development and range of features we have built for our members.

- Chord Library (950k voicings)
- Scale Library (any key, tuning)
- JamTrack Library (800+)
- Educational Games
- Earn Badges with teacher reviews
- Lick & Riff Library
- Live chat with community
- [\*\*Learn More Here\*\*](#)