




QUANTUM

2003 PRODUCT CATALOG

## Table of Contents:

Performance Tuned™	
PT™ Intro	p.4
Energy® PT™	p.5
Accurist™ PT™	p.6
CatalystPTi™	p.7
KineticPTi™	p.8
Tour Edition® PT™	p.9
Baitcast Reels	
Energy®	p.13
Accurist™	P.13
1310™	P.14
Pulse™	p.14
Icon™	p.14
Professional®	p.15
Iron® ACS™	p.15
Iron®	p.15
Big Iron®	p.15
Spinning	
Pulse™	p.16
Icon™	p.16
Snapshot™ SX	p.17
Snapshot™ SS	p.17
XR®	p.18
Vector™	p.18
Rods	
Tour Edition®	p.19
Bill Dance Signature	p.19
Big Cat™	p.20
Affinity™	p.20
Torsion™	p.20
Teton Trout®	p.20
Saltwater Products	
Blue Runner®	p.21-22
Xtralite™	p.23
Combos	p.24
Rod Specifications	p.25-26



## The Quantum® Quest

As Quantum celebrates its 18th birthday, the brand is going through its own rites of passage just like many teenagers do at this time in life. As we prepare for graduation to the next level, we'll be the first to admit we've done a lot of growing up in the last few years.

Our PT™ baitcast and spinning reels introduced a year ago have really raised the bar as to what Quantum stands for today. But PT is just the beginning of what promises to be an ever-evolving line of cutting edge products resulting from our new focus on the entire product development process. A process in which we are constantly experimenting, challenging, tweaking and never being satisfied with status quo.

At Quantum, we're taking gears, bearings, lubrication and all the key elements inside a fishing reel and rethinking and redesigning them to our vision of the perfect product. No new product will leave our doors without having first gone through a series of design and qualification tests like this industry has never seen before. Tests at extremes beyond how most fishing reels will ever be used, but ones that will ensure the products live up to the highest expectations of the most demanding anglers.

The new Quantum is a leader, not a follower. We're taking the best of everything we learn and sharing that knowledge with you in the form of quality products just like we want to use. Proof can be found in the newest PT additions, now also including state of the art fishing rods. These rods will change forever the industry standards for quality graphite rods.

But one thing that will never change at Quantum is our passion for fishing. Our association with guys who love to fish as much as we do is important to us; guys like Kevin VanDam, Shaw Grigsby and you. Rest assured, we'll never lose sight of the fact that our job is to make going fishing as enjoyable for you as it is for us.



**SCIENCE TWISTED INTO  
BLACK MAGIC.**

**THIS IS QUANTUM  
PERFORMANCE TUNED™.**



## IN THE MIND OF AN ENGINEER, everything can be improved.

No design is ever finished. And there is nothing that can't be taken apart, reworked and modified to create an even better machine.

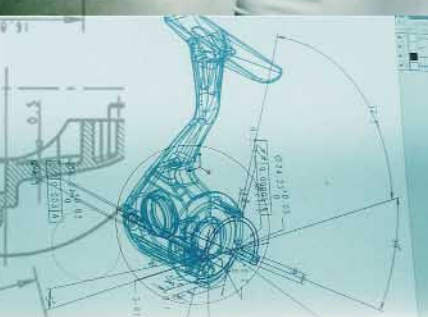
Between our engineers, there is an ongoing conversation. A secret discussion only understood by years of experience and a head full of numbers. It's not about the work at hand, or the next project. It's about what they're going to do to squeeze that last bit of performance out of that reel. It doesn't matter how expensive or impractical. As long as it's possible, it's worth talking about. Their job is to create great fishing equipment. But their obsession is to create the ultimate fishing tool. And when left alone, nothing is safe from their tinkering.

## THIS IS QUANTUM **PERFORMANCE TUNED™.**

Quantum® Performance Tuned™ products are a direct result of off-hours and weekends spent secretly transforming stock products into tricked-out, souped-up ultimate fishing machines. Rearranging, gutting, shifting, super-tuning every detail to get that last degree of performance out of every single part. Whether it's finding the perfect alloy for the bearings or adding holes to the baitcast spool, there is not a trick of the trade that won't be used to get two-percent more here. Five-percent more there.

Until recently no one had ever seen these super-modified reels. They were stashed away for private use, unknown to everyone except the engineers. All of their best work was just sitting in the backroom waiting for the weekend. Or the next adjustment.

We thought it was time to show the rest of the fishing world the details that keep our engineers awake at night. We know there are other fishermen, besides professionals and engineers, who would want an ultimate fishing tool of their own. But to the average fisherman, subtle performance differences aren't worth the cost. That's why this limited selection of Performance Tuned products are designed for serious fishermen. Fishermen who know that the little extra edge, the added sensitivity and a few more feet of casting is the difference between good and best.



### PERFORMANCE BEGINS WITH DESIGN

The frame design of a fishing reel is the most critical design element in determining the ultimate performance of the finished product. The goal of a good frame is to first firmly anchor essential components, such as the gear shaft, without flexing under heavy loads. This must be balanced with making the frame as lightweight as possible.

The **Energy® PT™** frame is CNC machined to precisely fit all parts every time. The single-piece design reduces weight while attachment screws are hidden internally to further aid in the avoidance of loosening and damage.



Energy® one-piece aluminum frame



The **Catalyst PTi™** and **Kinetic PTi™** spinning reels feature similar technology within a single-piece **ThinLine™** aluminum frame. The lightweight frame is fitted with an aluminum sidecover with no exposed screws in the attachment. Unlike many composite body reels that experience a lot of flex in the stem area under heavy cranking loads, the thin walls of this design yield a very lightweight reel that will not flex no matter how hard the reel is cranked.



ThinLine™ aluminum spinning bodies



### CUSTOMIZED BEARINGS

Quantum® PT™ bearings are custom-designed and used only in Quantum PT fishing reels. Manufactured to extremely tight tolerances, the PT bearing is also fitted with a special polymer composite cage to hold the stainless steel balls in a noise dampening environment. The design increased bearing size and balls in diameter to provide greater load capacity and to aid in a longer life span.



Performance Tuned™ shielded bearings



## CERAMICS TAKE THE HEAT

PT™ products use a variety of ceramic technologies to improve the function of various systems. The baitcast levelwind system and the spinning reel drag system feature ceramics which result in low wear and greater heat dissipation.



Ceramic baitcast levelwind

## ACS™ II EXTERNALLY ADJUSTABLE CENTRIFUGAL BRAKING

The world's first and only externally adjustable centrifugal braking system now features **9 brakes** for the ultimate control in every type of situation. Just a click of the dial sets the proper braking.



ACS™ II adjustable centrifugal braking

## TiMAG™ II MAGNETS AND TITANIUM

The industry's only **Nickel Titanium** bail is super elastic and lighter and thinner than steel. **Nickel Titanium** is also corrosion proof, so plating isn't necessary.



TiMAG™ II Nickel Titanium bail wire

The **TiMAG™ II** system uses the world's first magnetic bail trip. The multi-pole magnetic system accurately and consistently positions the bail open and closed each and every time. **TiMag™ II** is so reliable it comes with a **lifetime bail warranty**.

## PRECISION PT™ GEARING

PT gears have been modified in several ways to improve sensitivity and to prolong the overall performance of the reel. A specially developed brass alloy is used to significantly increase gear hardness and to reduce distortion under load. It also contributes to better overall wear.

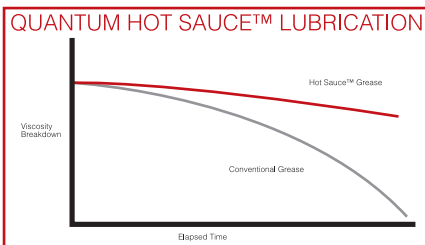
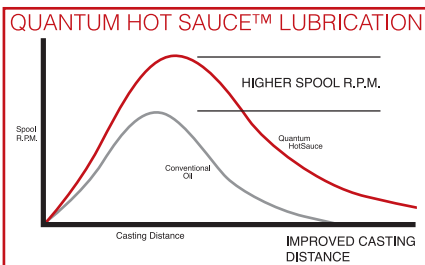


Exclusive Performance Tuned™ hard alloy brass gears

## IT'S IN THE SAUCE

Improper lubrication can cause a reel to under-perform, corrode or even fail in a short period of time. **Quantum® Hot Sauce™ Reel Oil** has unique qualities not found in ordinary reel oils. Low viscosity levels yield a freer rotation of moving parts, and its special formulation causes the oil to molecularly bond with the base metal, setting a permanent lubrication barrier on the metal surface.

While standard greases break down with heat and wear, the unique carrying agents in **Quantum® Hot Sauce™ Grease** prevent structural breakdown. Quantum's super-low-friction polymers, along with exclusive tackifiers hold the grease on the wear surface and prevent migration in the gears and drags. Quantum's hydrophobic formulation forces water away to prevent corrosion and structural breakdown. The bright red color gives a visual clue that the grease is where it should be.



Greatly improve the performance of any reel by adding Quantum® Hot Sauce™.

## QUANTUM® PERFORMANCE TUNED™

DESIGNED FOR SERIOUS FISHERMEN WHO KNOW THAT THE LITTLE EXTRA EDGE, THE ADDED SENSITIVITY AND A FEW MORE FEET OF CASTING IS THE DIFFERENCE BETWEEN GOOD AND BEST.





# ENERGY® PT™

- CNC machined aluminum frame
- ACS™II cast control
- Polymer-stainless hybrid 6 bearing system
- Zero-play Continuous Anti-Reverse™
- Ceramic-Zirconia levelwind system
- Maxcast™ skeletal spool
- Super Free Spool™ pinion design
- Scratch-resistant vacuum deposition coating
- Quantum Hot Sauce™ lubrication
- Extra-hard PT gears



E600PT



**NEW!**

E640PT



**NEW!**

E650PT

- E600PT:** 6.18:1 gear ratio, 25.0 IPT
- E650PT:** 5.08:1 gear ratio, 20.6 IPT
- E640PT:** 4.39:1 gear ratio, 18.9 IPT

IPT = Inches Per Turn of the handle. Rated at 80% of spool capacity.



## ACCURIST™ PT™

- ACS™ cast control • Polymer-stainless hybrid 5 bearing system • Zero-play Continuous Anti-Reverse™
- Ceramic-Zirconia levelwind system • Super Free Spool™ pinion design • Maxcast™ skeletal spool
- Quantum Hot Sauce™ lubrication • Extra-hard PT gearing • Flippin' Switch™



AC500PT



AC501PT

**AC500PT:** 6.18:1 gear ratio, 23.4 IPT

**AC501PT:** 6.18:1 gear ratio, left-hand model, 23.4 IPT

IPT = Inches Per Turn of the handle. Rated at 80% of spool capacity.



# CATALYST PTi™

- ThinLine™ aluminum body • Screwless side-cover attachment • TiMAG™ II Titanium bail with magnetic bail trip
  - Polymer-stainless hybrid 8 bearing system • Ceramic drag system
- Super-low-friction Continuous Anti-Reverse™ II clutch system • Quantum Hot Sauce™ lubrication
  - Scratch-resistant vacuum deposition coating • Spare aluminum spool • 5.17:1 gear ratio



SPARE ALUMINUM SPOOL

**NEW!**

CT10PTi

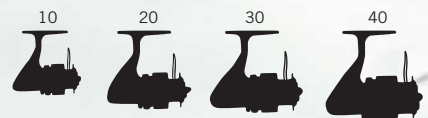


TiMAG™ II System



ThinLine™ Design

- CT10PTi: 125yds./4 lb. capacity
- CT20PTi: 140yds./6 lb. capacity
- CT30PTi: 160yds./8 lb. capacity
- CT40PTi: 230yds./10 lb. capacity







# KINETIC PTi™

- ThinLine™ aluminum body • Screwless side-cover attachment • TiMAG™ II Titanium bail with magnetic bail trip
- Polymer-stainless hybrid 6 bearing system • Ceramic drag system
- Super-low-friction Continuous Anti-Reverse™ II clutch system
- Quantum Hot Sauce™ lubrication • Spare aluminum spool • 5.17:1 gear ratio



**NEW!**

**KT10PTi**



**Ceramic Drag**



**Screwless Sidecover**

- KT10PTi:** 125yds./4 lb. capacity
- KT20PTi:** 140yds./6 lb. capacity
- KT30PTi:** 160yds./8 lb. capacity
- KT40PTi:** 230yds./10 lb. capacity





Quantum® Professional Advisory Staff member Shaw Grigsby, along with others were key to the engineering and design of the all-new Tour Edition® Performance Tuned™ rod.



PT™ rods feature the advanced Fuji® Alconite® concept guide system. Alconite guides are up to 35% lighter than standard guides and offer superior hardness for reduced wear and much lower friction for improved casting performance.



Tour Edition® PT™ casting rods feature genuine Fuji® ECS reel seats. ECS reels seats are designed to place the angler's finger directly on the blank, providing the lightest, most sensitive reels seats available.



Quantum engineers took the best and made it better. Starting with genuine Fuji® IPS spinning reel seats, Quantum reversed the typical arrangement and placed the threads towards the rod butt. Combined with ergonomically shaped specie-grade cork, the new PT spinning reel seat is the most natural and comfortable spinning reel seat on the market today.

The new Tour Edition® PT™ rods feature Quantum's exclusive ergonomic handle designs. We start with ultra-premium specie-grade cork, then shape each one, individually by hand, ensuring the most comfortable grips available.



## TOUR EDITION® PT™

- HSX62 Hi-strain graphite construction • Fuji® Alconite® Concept guide system
- Genuine Fuji® reel seat • Genuine Gudebrod™ thread with multiple epoxy coating
  - Natural specie-grade cork handle with ergonomic design
  - 15 Actions available suitable for every lure presentation

Tour Edition® PT™ Numbering System				
PT	C	74	7	X - F
C= CASTING S= SPINNING	LENGTH 74=7'4"	BLANK POWER	TAPER: X=extra fast F= fast M= moderate S= slow	Special Applications F= flipping

BLANK POWER DEFINITIONS		
Spinning Actions	Power Factor	Casting Action
Ultralight	1	
Light	2	Ultralight
Medium Light	3	Light
Medium	4	Medium Light
Medium Heavy	5	Medium
Heavy	6	Medium Heavy
	7	Heavy

The power factor rating is relative to the stiffness of the rod blank. Spinning powers are one level higher than casting.

Concept Guide System places more guides along the length of the blank for truer line flow and taper control.



Model	Power	Length	Taper Weight (oz.)	Line Weight (oz.)	Lure Guides	# of Fuji® Alconite® Style	Handle
-------	-------	--------	-----------------------	----------------------	----------------	-------------------------------	--------

**Tour Edition® PT™ Spinning Rods**

<b>PTS603M</b>	Med./Light	6'	Moderate	6-10	1/16 - 5/16	7	6
<i>Designed for casting small jerkbaits or crankbaits, lightweight jigs or in-line spinners; vertical jigging small jigs and light baits.</i>							
<b>PTS604F</b>	Medium	6'	Mod./Fast	6-12	1/8 - 1/2	7	6
<i>A good short all-purpose rod with a fast tip and moderate backbone. Perfect for skipping tube baits; also a great Walleye vertical jigging rod.</i>							
<b>PTS664F</b>	Medium	6'6"	Fast	6-12	1/8 - 1/2	8	5
<i>An extremely versatile spinning rod – fast tip with strong mid-to-butt section. Excellent choice for light trick worms, small plastic jerkbaits or split-shotting.</i>							
<b>PTS665F</b>	Med./Heavy	6'6"	Fast	8-17	1/8-3/4	8	5
<i>Good rod with plenty of backbone and a fast tip. Good for general use such as spinnerbaits, crankbaits or plastic worms, or vertical fishing in deep cover.</i>							
<b>PTS704F</b>	Medium	7'	Fast	6-12	1/8 - 1/2	9	5
<i>Good fast taper rod with enough tip to make long casts and soft presentations. Excellent choice for drop-shotting bass or drifting a Lindy Rig or light saltwater.</i>							
<b>PTS705F</b>	Med./Heavy	7'	Fast	8-17	1/8-3/4	9	5
<i>Longer version of the 665, fast tip with plenty of backbone. Good for big, deep-water Walleyes, trick worms in heavy cover or even light saltwater.</i>							

Performance Tuned™  
Tour Edition® rods  
features the most  
aggressive tapers ever  
offered by Quantum®.

**Tour Edition® PT™ Casting Rods**

<b>PTC605F</b>	Medium	6'	Fast	8-17	1/4-3/4	9	4
<i>Fast tip and moderate backbone make this the perfect rod for short accurate casts with spinnerbaits and shallow crankbaits.</i>							
<b>PTC644M</b>	Med./Light	6'4"	Mod./Fast	8-14	1/8-1/2	10	4
<i>Moderate taper and parabolic tip make this the perfect rod for topwaters, jerkbaits, small spinnerbaits and small crankbaits. This is Kevin VanDam's favorite rod for topwater and target casting smaller baits with accuracy.</i>							
<b>PTC665F</b>	Medium	6'6"	Fast	8-17	1/4-3/4	10	4
<i>Designed with a moderately fast tip and medium backbone for general use. Perfect for spinnerbaits and buzzbaits, and medium running crankbaits. The slightly shorter handle makes it easier to work the bait for a wide range of presentations.</i>							
<b>PTC666F</b>	Med./Heavy	6'6"	Fast	12-25	1/4-1-1/2	10	3
<i>Fast tip and moderately heavy backbone provide plenty of power for soft plastics or big spinnerbaits. One of Randy Howell's favorites for all-around use because of its light weight and extreme sensitivity.</i>							
<b>PTC667F</b>	Heavy	6'6"	Fast	10-30	1/4-2	10	3
<i>Classic southern style worm rod. Fast tip with plenty of backbone. Excellent choice for plastic worms or any time you need to get fish out of heavy cover.</i>							
<b>PTC6107F</b>	Heavy	6'10"	Fast	10-30	1/4-2	10	2
<i>The perfect rod for pitching a jig or tube around heavy cover. Fast taper with plenty of backbone to get fish moving up and out. Also an excellent longer worm rod. Dean Rojas' favorite rod for heavy cover.</i>							
<b>PTC705F</b>	Medium	7'	Mod./Fast	8-17	1/4-3/4	10	3
<i>Shaw Grigsby's new favorite go-to rod for all around use. Parabolic tip with plenty of backbone, perfect for spinnerbaits, buzzbaits, shallow to mid-level crankbaits, and lipless rattling baits.</i>							
<b>PTC706F</b>	Med./Heavy	7'	Fast	10-25	1/4-1-1/2	10	2
<i>The classic carolina rig rod with plenty of backbone for long sweeping hooksets. The fast tip also makes it an excellent rod for slow rolling deep spinnerbaits. Mark Stevenson, Lake Fork, Texas guide caught four fish over nine pounds while field testing this rod.</i>							
<b>PTC747XF</b>	Hvy.-Flippin'	7'4"	X-Fast	10-30	1/4-2	10	1
<i>The one-piece construction provides a thinner, lighter blank. The thinner design allows us to use the exposed blank ECS reel seat, a feature not found on many flippin' rods. A heavy-duty, extra-fast tip with lots of backbone to get big fish out of heavy cover. Perfect for true flippin' techniques, especially through matted vegetation.</i>							



The Quantum®  
Performance Tuned™  
Tour Edition® rod was  
developed in  
cooperation with select  
members of our  
Professional Advisory  
Staff.



**BRENT  
CHAPMAN**



**SHAW  
GRIGSBY**



**RANDY  
HOWELL**



**GARY  
KLEIN**



**DEAN  
ROJAS**



**KEVIN  
VANDAM**



**MIKE  
WURM**



**Just another day at the office.**

**QUANTUM**<sup>®</sup>  
TOOLS FOR FISHERMEN



## ENERGY®

- Ultra-low profile design
- 4 and 6 bearing models
- ACS™II cast control
- One-piece aluminum frame
- Stainless steel bearings
- Continuous Anti-Reverse™
- Forged aluminum spool
- Super Free Spool™ pinion gear
- Low-profile Zirconia line guide
- Quick-release bayonet side cover
- Precision-calibrated drag
- 165 yards / 12 pound line capacity



NEW LOWER PRICE!



MODEL	BEARINGS	GEAR RATIO
E600CX	6	6.2:1
E400C	4	5.1:1

## ACCURIST™

- ACS™ cast control
- 4 and 5 bearing models
- Ultra-low profile design
- Lightweight machined aluminum spool
- Continuous Anti-Reverse™
- Thumb bar spool release
- Quick-release bayonet side cover
- Flippin' Switch™
- Left hand models available
- 125 yards / 12 pound line capacity



MODEL	BEARINGS	GEAR RATIO
AC500CX	5	6.2:1
AC501CX	5	6.2:1 (left-hand model)
AC400C	4	5.1:1
AC401C	4	5.1:1 (left-hand model)

### Quantum ACS™II Cast Control



Quantum ACS™ adjusts...externally. With a click of a dial. It's high-performance centrifugal braking with the convenience of adjustable control. With Quantum's upgraded ACS™II system, use up to 9 brakes to match any fishing situation, or turn them all off for extreme distance casting or pitching. ACS™ allows you to fish under any conditions and adapt faster than any other control system.

# 1310™

Legendary performance for over 18 years  
 2 and 3 bearing models  
 One-piece aluminum frame  
 DynaMag® magnetic cast control  
 TRU-Balance™ perimeter-weighted spool  
 Multi-disc drag  
 Continuous Anti-Reverse™  
 165 yards / 12 pound line capacity

MODEL	BEARINGS	GEAR RATIO
1310CX	3	6.0:1
1310CP	3	3.8:1 (cranking model)
1310MGC	2	5.1:1



# PULSE™

4 Stainless steel bearings  
 One-piece composite frame  
 DynaMag® magnetic cast control  
 Lightweight aluminum spool  
 High-speed machined brass gears  
 Continuous Anti-Reverse™  
 165 yards / 12 pound line capacity

MODEL	BEARINGS	GEAR RATIO
PL400CX	4	6.2:1



# ICON™

3 Stainless steel bearings  
 One-piece composite frame  
 DynaMag® magnetic cast control  
 Lightweight aluminum spool  
 Machined brass gears  
 Continuous Anti-Reverse™  
 165 yards / 12 pound line capacity

MODEL	BEARINGS	GEAR RATIO
IC300C	3	5.1:1



## Quantum DynaMag® Magnetic Cast Control

DynaMag™ puts the angler in total control. It allows you to “tune in” the precise amount of magnetic control to match lure weights and fishing conditions. Or, turn off for maximum casting distance or for pinpoint underhand pitching.

# QUANTUM ROUND BAITCAST

## PROFESSIONAL™

ACS™ cast control  
6 Stainless steel bearings  
One-piece aluminum frame  
Continuous Anti-Reverse™  
Thumb bar spool release  
Quick-release bayonet side cover  
Titanium-Nitride levelwind guide  
Ultralight MaxCast™ skeletal spool  
100 yards / 12 pound line capacity



MODEL	BEARINGS	GEAR RATIO
PR600CX	6	6.3:1

## IRON® ACS™

ACS™ cast control  
3 and 4 bearing models  
One-piece aluminum frame  
Continuous Anti-Reverse™  
Stainless steel bearings  
Thumb bar spool release  
Quick-release bayonet side cover  
165 yards / 12 pound line capacity




MODEL	BEARINGS	GEAR RATIO
IR400CX	4	6.3:1
IR300C	3	5.2:1

## IRON®

High-strength brass Quantum Magnum gears  
Six-weight adjustable centrifugal braking (IR130C)  
One-piece aluminum frame and side covers  
Continuous Anti-Reverse™  
Quick-release side cover  
Shielded stainless steel bearings



IR130C



IR410CX

MODEL	BEARINGS	GEAR RATIO	LINE CAPACITY
IR130C	3	5.2:1	165yds./12 lb.
IR410C	4	5.2:1	200yds./20 lb. with Bait Alert™
IR410CX	4	6.3:1	200yds./20 lb. with Bait Alert™

## BIG IRON™ SALTWATER-GRADE

Saltwater-grade construction  
One-piece aluminum frames  
High-strength brass Quantum Magnum gears  
Hard-anodized aluminum side covers  
Oversized Quantum Magnum™ 6-washer drag  
3 and 4 bearing models  
Synchronized levelwind and non-levelwind models  
Continuous Anti-Reverse™ on "C" models  
Bait Alert™



IR430CX



IR435CX

MODEL	BEARINGS	GEAR RATIO	LINE CAPACITY	SYNC.LEVELWIND
IR420CX	4	6.1:1	300yds./20 lb.	Yes
IR430CX	4	6.1:1	400yds./20 lb.	Yes
IR425CX	4	6.1:1	300yds./20 lb.	No
IR435CX	4	6.1:1	400yds./20 lb.	No
IR320	3	5.1:1	300yds./20 lb.	Yes
IR330	3	5.1:1	400yds./20 lb.	Yes
IR325	3	5.1:1	300yds./20 lb.	No
IR335	3	5.1:1	400yds./20 lb.	No



### One-Piece Aluminum Frames

Quantum's lightweight, one-piece precision-machined aluminum frame does not flex, even under the severest strain; and tighter tolerances precisely locate gears and keep bearings in perfect alignment for smooth winding and long life.

## Quantum Magnum Saltwater Drag

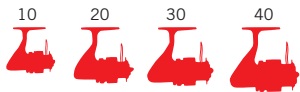


A rugged six-washer drag stack offers 50% more drag surface than conventional levelwinds for better heat dissipation and performance. Constructed from Quantum's exclusive drag fiber composition, this drag remains constant, wet or dry, and won't lock up under extended fish runs. It's the ultimate in controlling big fish.



**PULSE™**

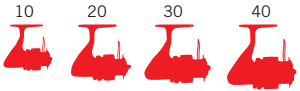
- One-piece ThinLine™ aluminum body and side cover
- 5 bearing system
- Continuous Anti-Reverse™ II
- Oversized Twist-Reducer™ line roller
- MaxCast™ Long Stroke® spool
- Front-adjustable Quantum Magnum drag
- Counter-balancing FootForward™ design
- Springless bi-polar magnetic bail trip
- TRU-Balance® offset rotor design
- Spare aluminum spool



MODEL	BEARINGS	GEAR RATIO	LINE CAPACITY
NEW! PL10	5	5.2:1	125yds./4 lb.
PL20	5	5.2:1	140yds./6 lb.
PL30	5	5.2:1	160yds./8 lb.
PL40	5	5.2:1	230yds./10 lb.

**ICON™**

- One-piece ThinLine™ body and side cover
- 4 bearing system
- Low-friction Continuous Anti-Reverse™ II
- Oversized Twist-Reducer™ line roller
- MaxCast™ Long Stroke® aluminum spool
- Counter-balancing FootForward™ design
- Springless bi-polar magnetic bail trip
- TRU-Balance® offset rotor design



MODEL	BEARINGS	GEAR RATIO	LINE CAPACITY
NEW! IC10	4	5.2:1	125yds./4 lb.
IC20	4	5.2:1	140yds./6 lb.
IC30	4	5.2:1	160yds./8 lb.
IC40	4	5.2:1	230yds./10 lb.

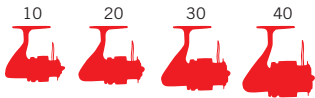


**Quantum ThinLine™ Bodies**

Quantum introduces the most streamlined aluminum reel bodies we have ever made. you get bodies with absolutely no flex and minimum weight in the industry's sleekest design.

## SNAPSHOT® SX

- Snapshot<sup>2</sup>® casting system
- 4 bearing drive system
- Selective off/self-center anti-reverse
- Front and rear drag models
- Aluminum Long Stroke® spool
- Twist-Reducer™ liner roller
- Front and rear drag models
- TRU-Balance® handle and rotor
- High-speed retrieve
- Spare aluminum spool



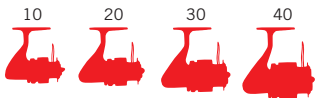
**SPARE ALUMINUM SPOOL**



MODEL	BEARINGS	GEAR RATIO	LINE CAPACITY	DRAG
SX10F	4	5.3:1	125yds./4 lb.	Front
SX20F	4	5.2:1	140yds./6 lb.	Front
SX20R	4	5.2:1	140yds./6 lb.	Rear
SX30F	4	5.2:1	160yds./8 lb.	Front
SX30R	4	5.2:1	160yds./8 lb.	Rear
SX40F	4	5.2:1	270yds./8 lb.	Front

## SNAPSHOT® SS

- Snapshot® casting system
- 3 bearing drive system
- Composite body
- Aluminum Long Stroke® spool
- Twist-Reducer™ line roller
- Selective off/self-center anti-reverse
- Front and rear drag models



MODEL	BEARINGS	GEAR RATIO	LINE CAPACITY	DRAG
SS1F	3	4.4:1	125yds./4 lb.	Front
SS2R	3	4.4:1	140yds./6 lb.	Rear
SS3R	3	4.0:1	160yds./8 lb.	Rear
SS4F	3	4.0:1	270yds./8 lb.	Front




### Snapshot® Trigger System

The world's only trigger system that allows you to cast without ever touching the line. The patented Firing Pin™ grabs and holds the line for you until you release the cast. Snapshot<sup>2</sup> adds a titanium-coated Firing Pin™ with a down-sized mechanism and soft-touch trigger.



## XR®

- 2 bearing drive system
- Twist-Reducer™ line roller
- Aluminum Long Stroke® spool
- Front and rear drag models
- Selective 3-position on/off/center anti-reverse
- Strong composite body
- Complete series from micro to saltwater applications
- Spare graphite spool



MODEL	BEARINGS	GEAR RATIO	LINE CAPACITY	DRAG
XR00F	1	5.2:1	80yds./4 lb.	Front
XR10F	2	4.4:1	125yds./4 lb.	Front
XR20F	2	4.4:1	140yds./6 lb.	Front
XR20R	2	4.4:1	140yds./6 lb.	Rear
XR30F	2	4.0:1	160yds./8 lb.	Front
XR30R	2	4.0:1	160yds./8 lb.	Rear
XR40F	2	4.0:1	270yds./8 lb.	Front
XR60F	2	4.7:1	225yds./14 lb.	Front
XR70F	2	4.7:1	320yds./17 lb.	Front



## VECTOR™

- Ball bearing drive system
- Aluminum Long Stroke® spool
- Twist-Reducer™ line roller
- Selective 3-position on/off/center anti-reverse
- Convenient front drag



MODEL	BEARINGS	GEAR RATIO	LINE CAPACITY
VR10F	1	4.4:1	125yds./4 lb.
VR20F	1	4.4:1	140yds./6 lb.
VR30F	1	4.0:1	160yds./8 lb.



### Long Stroke® Aluminum Spool

Quantum's Long Stroke® spool design increases casting distance and accuracy. The design greatly reduces the friction of exiting line, while also improving line wrap upon retrieve. The Long Stroke® design also reduces abrasion, extending the life of your fishing line.

Tour Edition®

Quantum's time-tested Tour Edition® rod series combines the years of fishing experience of our Advisory Staff with the art of custom rod building. These legendary rods have been helping tournament pros earn a living on the top bass and walleye trails for years. Now, this NEW Tour Edition series takes its proven performance to an even higher level. Thanks to technological advances and continued input from America's top fishing professionals, these rods feature lighter and more sensitive blanks that are unbelievably durable. And they are fitted with Fuji® Hardloy™ Concept Guides for the ultimate in line flow during casting and retrieving. Tour Edition® rods are designed with the serious fisherman in mind...give them a try and see what all the pros have been talking about for years.

FEATURES:

- 54 million PSI tensile strength, custom-designed HSX54 Hi-Strain graphite blanks
- Power-rated tapers for specific angling situations
- Fuji® Hardloy™ Concept guide system strategically places more smaller-size guides along the blank to minimize weight and increase casting distance
- Hand-laid genuine Gudebrod™ thread wraps
- Genuine Fuji® ECS exposed-blank reel seats on casting models; Fuji® IPS reel seats on spinning models
- Durable Flex Coat® epoxy finish
- Grade-A natural cork handles
- Actions custom-designed by Quantum® Professional Advisory Staff

15 Actions Available  
See Page 27

5 YEAR LIMITED WARRANTY



Bill Dance

Signature Series

Bill Dance is an outdoors legend. For over 30 years, he has delivered fishing advice on television in his humorous, off-beat way. To the avid fisherman, Bill represents the best that fishing has to offer. Even for people who don't know much about fishing, Bill Dance is the one name that stands out.

Now, Quantum® has harnessed the knowledge of "America's Favorite Fisherman" in the totally new Bill Dance Signature Series line of rods. Actions, tapers, guides, seats and overall quality that Bill Dance has come to expect.

FEATURES:

- Custom-designed HSX44 high-strain graphite blanks featuring 44 million modulus graphite
- Genuine Fuji® guides
- Genuine Fuji® reel seat
- Hand-laid genuine Gudebrod™ thread wraps
- Grade-A natural cork handles
- Durable Flex Coat® epoxy finish
- Actions and tapers custom-designed by Bill Dance



17 Actions Available  
See Page 27

3 YEAR LIMITED WARRANTY



Quality without compromise. Performance without sacrifice. Value without equal. These are the hallmarks which have propelled Quantum to the head of the fray. And it is these ideals that are built into every Quantum® rod.

We've also employed the latest technologies and materials to engineer maximum sensitivity and casting accuracy without sacrificing strength and durability.

Finally, we've sought the expertise of the Quantum® Professional Advisory Staff to design rods that stand up to the rigors of tournament fishing as well as the demands of every weekend warrior.



## BigCat™



## Affinity™



**New  
Specialty  
Actions**



## Torsion™



## Teton Trout™



### Big Cat™ (6 actions available)

- Custom-designed, thick-walled E-Glass blank for superior lifting power • Large graphite reel seat with cushioned stainless steel hoods for large-capacity reels • Durable double foot guides with aluminum oxide inserts • Hardened chrome-plated rod tip prevents damage from swivels and sinkers • Natural cork grip for comfort and easy cleaning (7'6" rods only) • 6-YEAR WARRANTY AGAINST BLANK BREAKS

### Affinity™ (33 actions available including 12 new species-specific models)

- IM7 graphite blanks for sensitivity and light weight • Quantum titanium low-profile progressive guide system • Graphite reel seats • Comfortable natural cork handles

### Torsion™ (7 actions available)

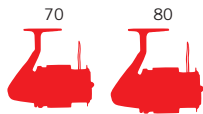
- IM6 graphite blanks for sensitivity and light weight • Low-profile Quantum hard-alloy guides • Graphite reel seats with stainless steel hoods • Comfortable natural cork handles

### Teton Trout™ (6 actions available)

- Ultralight graphite blanks for sensitivity and light weight • Lightweight guide system • Graphite reel seats with stainless steel hoods • Comfortable natural cork handles • Patented holographic Trout pattern on blank

## BLUE RUNNER® Surf

8 Stainless steel bearings  
 Continuous Anti-Reverse™  
 Waterproof Quantum Magnum drag  
 Super Long Stroke® aluminum spool  
 Worm gear drive

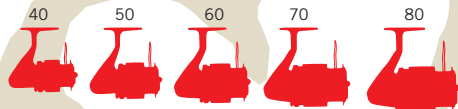


MODEL	BEARINGS	GEAR RATIO	LINE CAPACITY
BR870S	8	4.2:1	230yds./17 lb.
BR880S	8	4.2:1	230yds./20 lb.



## BLUE RUNNER® Gold

4 Shielded stainless steel bearings  
 Continuous Anti-Reverse™  
 Oversized Quantum Magnum drag  
 Aluminum Long Stroke® spool  
 Solid machined aluminum stowable handle

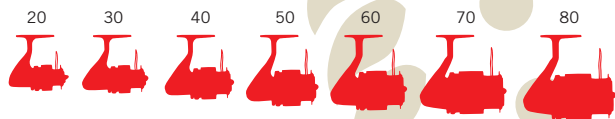


MODEL	BEARINGS	GEAR RATIO	LINE CAPACITY
BR440G	4	5.7:1	200yds./10 lb.
BR450G	4	4.8:1	225yds./12 lb.
BR460G	4	4.8:1	240yds./14 lb.
BR470G	4	4.8:1	310yds./17 lb.
BR480G	4	4.8:1	330yds./20 lb.




## BLUE RUNNER®

3 bearing drive system  
 Stainless steel hardware  
 Rugged Quantum Magnum drag  
 Long Stroke® aluminum spool  
 Oversized Twist-Reducer™ line roller



MODEL	BEARINGS	GEAR RATIO	LINE CAPACITY
BR320	3	5.7:1	200yds./6 lb.
BR340	3	5.7:1	200yds./10 lb.
BR350	3	4.8:1	225yds./12 lb.
BR360	3	4.8:1	240yds./14 lb.
BR370	3	4.8:1	310yds./17 lb.
BR380	3	4.8:1	330yds./20 lb.



### Quantum Blue Runner® Saltwater

Built specifically for the rigors of saltwater fishing, Quantum Blue Runner® spinning reels can take whatever the sea throws at you. You can depend on their rugged stainless steel components to operate smoothly every time the big water calls.

Blue Runner® rods offer the highest level of quality in a saltwater rod. Our new Blue Runner Gold series are built with the latest advances in saltwater rod components.

**BlueRunner® GOLD**

In-shore

Whether it's a live croaker, whitebait or shrimp, working a popping cork or topwater, or even a jig, Quantum has the perfect rod for each presentation. Quantum's new Blue Runner® Gold Inshore series offers the finest inshore rods available at prices the competition can't touch. These rods feature exclusive custom-designed high modulus graphite blanks perfectly tweaked through extensive field testing and years of experience. Matched with the highest quality Fuji® components and our custom-designed, hand-laid saltwater-grade diamond buttwrap, the Blue Runner® Gold Inshore series offers the most beautiful, lightweight, yet extremely durable rods for any saltwater inshore application.

**FEATURES:**

- Lightweight, sensitive, yet extremely durable high-modulus graphite blanks
- Casting rods feature the ultra-sensitive genuine Fuji® ECS exposed-blank reel seat.
- Spinning rods feature the durable genuine Fuji® DPS reel seat.
- Genuine Fuji® Hardloy® guides
- Comfortable soft EVA but caps
- Custom hand-laid Saltwater-Grade diamond buttwrap
- Durable FlexCoat® epoxy finish
- Actions and tapers custom-designed through extensive field testing



Blue Runner® Inshore rods use genuine Fuji® Hardloy® guides.

**17 Actions Available**

See Page 27

**3 YEAR LIMITED WARRANTY**



**BlueRunner® GOLD**

Off-shore

Tarpon to Tuna, Salfish to Shark, California to Carolina, Quantum's new Blue Runner Gold Offshore series can handle anything you encounter in the deep blue. From ultra-durable thick-walled E-glass, to our sensitive Graph-X graphite and E-Glass blanks, roller guides or stainless steel guides, aluminum slick butts to EVA or Hypalon butts, these rods are perfectly designed to handle every offshore application. Quantum has combined years of offshore angling experience with extensive field testing and tweaking to design the ultimate heavy-duty saltwater rod series. Using custom blank designs and the finest components available, then adding Quantum's custom-designed, hand-laid saltwater-grade diamond buttwrap, the Blue Runner Gold Offshore series provides beauty and durable function at prices well below the competition.

**FEATURES:**

- Custom-designed durable thick-walled E-Glass or Quantum's exclusive Graph-X graphite/E-Glass composite blanks
- High-quality roller, turbo, stainless steel or hardened aluminum-oxide guides
- Aluminum double up-locking or lightweight graphite reel seats with cushioned stainless steel hoods
- Custom handles ranging from aluminum slick butts, EVA or Hypalon
- Custom hand-laid Saltwater Grade diamond buttwrap
- Durable FlexCoat® epoxy finish
- Actions and tapers custom-designed through extensive field testing



Blue Runner® Offshore rods offer either stainless steel roller guides and tips, hardened aluminum oxide or turbo guides.

**22 Actions Available**

See Page 27

**3 YEAR LIMITED WARRANTY**



**BlueRunner®**

**Blue Runner® In-Shore**

(6 specialty light saltwater actions available)

- IM7 graphite blanks for sensitivity and light weight
- Quantum hard-alloy low-profile progressive guide system
- Contoured graphite reel seats with stainless steel hoods
- Comfortable natural cork handles

**Blue Runner® Off-Shore**

(8 specialty saltwater and surf actions available)

- Custom, thick-walled E-Glass blanks for extreme lifting power
- Double underwrapped saltwater guide system
- Contoured graphite reel seats with stainless steel hoods

**Blue Runner® In-shore**



**Blue Runner® Off-shore**



# XTRALITE™

## SPINNING

Super-ultralight sizes starting at just 4.9 oz.  
 Aluminum Long Stroke® spool  
 Smooth, micro-adjustable front drag  
 Twist-Reducer™ line roller  
 Selective on/off anti-reverse  
 3 and 5 bearing models

MODEL	BEARINGS	GEAR RATIO	LINE CAPACITY
XL00S3	3	5.2:1	80yds./4lb.
XL00S5	5	5.2:1	80yds./4lb.
XL1S5	5	4.4:1	125yds./4lb.

## TRIGGERSPIN™

Easy-to-use casting trigger  
 Weighs just 4.9 oz.  
 Precision micro-adjustable drag  
 Changeable right or left retrieve  
 Oversized polished line guide  
 3 bearing drive system

MODEL	BEARINGS	GEAR RATIO	LINE CAPACITY
XLT3	3	5.4:1	60yds./4lb.



Xtralite™ spinning reels come with a spare graphite spool.



## RODS

High-modulus graphite  
 Super ultralight actions  
 Natural cork handles  
 (except crappie poles)  
 Fuji® reel seats  
 (most models)



MODEL	PIECES	LENGTH	REEL SEAT
XL401SUL	1	4'	slip rings
XL461SUL	1	4'6"	slip rings
XL501SUL	1	5'	Fuji®
XL562SUL	2	5'6"	Fuji®
XL602SUL	2	6'	Fuji®
XL662SUL	2	6'6"	Fuji®
XLSP504SUL	4	5'	Fuji®
<b>XTRALITE CRAPPIE RODS</b>			
XLCP102UL	2	10'	slip rings
XLCP122UL	2	12'	slip rings
<b>XTRALITE PACK ROD</b>			
XLSP504SUL	4	5'	Fuji®

XLSP504SUL Pack Rod



## COMBOS

2-Bearing version of spinning or Triggerspin™ reel  
 4'6", 2-piece graphite  
 Micro-sized reel seats and cork handle

MODEL	REEL	ROD
XLS1000	XL00S2 (2-bearings)	4'6", 2-piece graphite
XLT1000	XLT3 (2-bearings)	4'6", 2-piece graphite





# FISHING SYSTEMS

Quantum® Fishing Systems offer ideal solutions for those anglers looking for the perfect matched rod and reel combo. We have a complete line of systems from light freshwater tackle to heavy-duty saltwater tackle.



**Icon™**

MODEL	REEL	BEARINGS	ROD LENGTH / ACTION	ROD CONSTRUCTION	PIECES	HANDLE	SPARE SPOOL
IC2066	IC200C	2	6'6" / Med. / Heavy	IM6 Graphite	1	Full Cork	no

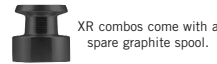


**Vector™**

MODEL	REEL	BEARINGS	ROD LENGTH / ACTION	ROD CONSTRUCTION	PIECES	HANDLE	SPARE SPOOL
VR1056L	VR10F	1	5'6" / Light	E-Glass	2	Cork (rear)	no
VR3066M	VR30F	1	6'6" / Medium	E-Glass	2	Cork (rear)	no



**XR®**



XR combos come with a spare graphite spool.

MODEL	REEL	BEARINGS	ROD LENGTH / ACTION	ROD CONSTRUCTION	PIECES	HANDLE	SPARE SPOOL
XR1056L	XR10F	2	5'6" / Light	Graphite	2	Full Cork	Graphite
XR2060ML	XR20F	2	6' / Medium-Light	Graphite	2	Full Cork	Graphite
XR2066L	XR20F	2	6'6" / Light	Graphite	2	Full Cork	Graphite
XR3066M	XR30F	2	6'6" / Medium	Graphite	2	Full Cork	Graphite
XR4070M	XR40F	2	7' / Medium	Graphite	2	Full Cork	Graphite
XR6080M	XR60F	2	8' / Medium Saltwater	E-Glass	2	EVA	Graphite
XR7090M	XR70F	2	9' / Medium Saltwater	E-Glass	2	EVA	Graphite
6714XR	XR20R	2	5' / Light	E-Glass	Telescopic	EVA	no

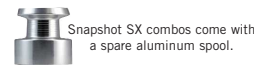


**Snapshot® SS \$10 CONSUMER REBATE**

MODEL	REEL	BEARINGS	ROD LENGTH / ACTION	ROD CONSTRUCTION	PIECES	HANDLE	SPARE SPOOL
SS1056L	SS10F	3	5'6" / Light	Graphite	2	Full Cork	no
SS2060ML	SS20R	3	6' / Medium-Light	Graphite	2	Full Cork	no
SS2066L	SS20R	3	6'6" / Light	Graphite	2	Full Cork	no
SS3066M	SS30R	3	6'6" / Medium	Graphite	2	Full Cork	no
SS4070M	SS40F	3	7' / Medium	Graphite	2	Full Cork	no



**Snapshot® SX**



Snapshot SX combos come with a spare aluminum spool.

MODEL	REEL	BEARINGS	ROD LENGTH / ACTION	ROD CONSTRUCTION	PIECES	HANDLE	SPARE SPOOL
SX1056L	SX10F	4	5'6" / Light	IM6 Graphite	2	Full Cork	Aluminum
SX2060ML	SX20F	4	6' / Medium-Light	IM6 Graphite	2	Full Cork	Aluminum
SX3066M	SX30F	4	6'6" / Medium	IM6 Graphite	2	Full Cork	Aluminum



**Blue Runner® Saltwater**

MODEL	REEL	ROD LENGTH / ACTION	ROD CONSTRUCTION	PIECES	HANDLE	SPARE SPOOL
BRC3	BR40	7' / Medium-Light Saltwater	E-Glass	2	EVA	no
BRC4	BR50	7' / Medium-Heavy Saltwater	E-Glass	2	EVA	no
BRC6	BR50	8' / Medium Saltwater	E-Glass	2	EVA	no
BRC7	BR60	8' / Medium Saltwater	E-Glass	2	EVA	no
BRC8	BR60	9' / Medium Saltwater Surf	E-Glass	2	EVA	no
BRC9	BR80	9' / Medium Saltwater Surf	E-Glass	2	EVA	no
BRC11	BR70	9' / Medium Saltwater Surf	E-Glass	2	EVA	no

# QUANTUM ROD SPECIFICATIONS

Model	Action	Length	Taper	Line Wt	Lure Wt. (oz.)	Pcs	Handle
-------	--------	--------	-------	---------	----------------	-----	--------

## Tour Edition®

### Casting

TEC605F	Med.	6'	Fast	8-17	1/4-3/4	1	3
TEC606F	Med./Hvy.	6'	Fast	10-20	1/4-1	1	3
TEC665F	Med.	6'6"	Fast	8-17	1/4-3/4	1	4
TEC666F	Med./Hvy.	6'6"	Fast	10-20	1/4-1	1	4
TEC6107F	Hvy. Pitch	6'10"	X-Fast	10-30	1/4-2	1	5
TEC705F	Med.	7'	Fast	8-17	1/4-2	1	5
TEC706F	Med./Hvy.	7'	Fast	10-25	1/4-3/4	1	5
TEC767XF	Hvy. Flippin'	7'6"	X-Fast	10-30	1/4-2	Tele.	5
TEC704MS	Med./L.I. SW Inshore	7'	Moderate	8-17	3/8-3/4	1	4
TEC764MS	Med./L.I. SW Inshore	7'6"	Moderate	8-17	3/8-3/4	1	5

### Spinning

TES604F	Med.	6'	Fast	6-12	1/8-1/2	1	1
TES64F	Med.	6'6"	Fast	6-12	1/8-1/2	1	2
TES665F	Med./Hvy.	6'6"	Fast	8-17	1/8-3/4	1	2
TES704F	Med.	7'	Fast	6-12	1/8-1/2	1	2
TES704MS	Med./L.I. SW Inshore	7'	Moderate	8-17	3/8-3/4	1	2
TES764MS	Med./L.I. SW Inshore	7'6"	Moderate	8-17	3/8-3/4	1	2



## Bill Dance Signature Series

### Casting

DSC60MP	Med.	6'	Fast	8-17	1/4-3/4	1	4
DSC60MH	Med./Hvy.	6'	Fast	12-20	1/4-1	1	3
DSC66M	Med.	6'6"	Fast	8-17	1/4-3/4	1	1
DSC662M	Med.	6'6"	Fast	8-17	1/4-3/4	2	2
DSC66MH	Med./Hvy.	6'6"	Fast	12-20	1/4-1	1	2
DSC662MH	Med./Hvy.	6'6"	Fast	12-25	1/4-1-1/2	2	2
DSC70M	Med.	7'	Fast	8-17	1/4-3/4	1	2
DSC70MH	Med./Hvy.	7'	Fast	12-20	1/4-1	1	2
DSC76F	Hvy.	7'6"	X-Fast	12-30	1/4-2	1	1

### Spinning

DSS502UL	Ultralight	5'	Moderate	2-8	1/32-5/8	2	7
DSS562L	Light	5'6"	Mod./Fast	4-10	1/16-3/8	2	7
DSS59M	Med.	5'9"	Moderate	4-10	1/16-1/2	1	6
DSS62L	Light	6'	Mod./Fast	4-10	1/16-3/8	2	5
DSS62M	Med.	6'	Moderate	6-12	1/16-1/2	2	5
DSS662L	Light	6'6"	Fast	4-10	1/16-3/8	2	5
DSS66M	Med.	6'6"	Fast	6-12	1/8-1/2	1	5
DSS662M	Med.	6'6"	Fast	6-12	1/8-1/2	2	5
DSS66MH	Med./Hvy.	6'6"	Fast	8-14	1/4-3/4	1	5
DSS70M	Med.	7'	Fast	6-12	1/8-1/2	1	5



## Blue Runner® Gold Inshore

### Casting

BGIC66ML	Med./L.I.	6'6"	Moderate	8-14	1/8-5/8	1	2
BGIC66M	Med.	6'6"	Mod./Fast	8-17	1/4-3/4	1	2
BGIC70ML	Med./L.I.	7'	Moderate	8-14	1/8-5/8	1	2
BGIC70ME	Med./L.I.	7'	Mod./Fast	8-17	1/4-3/4	1	1
BGIC70M	Med./L.I.	7'	Mod./Fast	8-17	1/4-3/4	1	2
BGIC70MHE	Med./Hvy.	7'	Mod./Fast	12-20	1/4-1-1/2	1	1
BGIC70HE	Heavy	7'	Mod./Fast	12-25	1/4-2	1	1
BGIC76M	Medium	7'6"	Mod./Fast	8-17	1/4-3/4	1	2
BGIC76MH	Med./Hvy.	7'6"	Mod./Fast	12-25	1/4-2	1	1

### Spinning

BGIS66ML	Med./L.I.	6'6"	Moderate	6-12	1/8-1/2	1	5
BGIS70ML	Med./L.I.	7'	Moderate	6-12	1/8-1/2	1	4
BGIS70M	Med.	7'	Mod./Fast	8-17	1/4-3/4	1	4
BGIS70MH	Med./Hvy.	7'	Mod./Fast	12-20	1/4-1-1/2	1	4
BGIS70H	Hvy.	7'	Mod./Fast	12-25	1/4-2	1	4
BGIS76M	Med.	7'6"	Mod./Fast	6-17	1/4-1	1	4
BGIS76MH	Med./Hvy.	7'6"	Mod./Fast	8-20	1/4-1	1	4
BGIS80M	Med.	8'	Mod./Fast	8-25	1/4-1-1/2	1	3



## Blue Runner® Gold Offshore

(Blue Runner Gold Offshore only).....	Length	Line Weight (lb.)	Guides	Reel Seat	Grips	Pcs	Handle
---------------------------------------	--------	-------------------	--------	-----------	-------	-----	--------

### California

BGCA5690	5'6"	30-80	Roller	Aluminum	Hypalon	1	3
BGCA56100	5'6"	50-100	Roller	Aluminum	Hypalon	1	3
BGCA56130	5'6"	50-130	Roller	Aluminum	Hypalon	1	3
BGCA6650	6'6"	20-50	Hard Alloy	Graphite	Hypalon	1	3
BGCA6680	6'6"	30-80	Hard Alloy	Graphite	Hypalon	1	3
BGCA7025	7'	10-25	Stainless Steel	Graphite	Hypalon	1	5
BGCA7030	7'	15-30	Stainless Steel	Graphite	Hypalon	1	5
BGCA7040	7'	20-40	Stainless Steel	Graphite	Hypalon	1	5
BGCA7050	7'	20-50	Stainless Steel	Graphite	Hypalon	1	5

### Near Offshore and Trolling

BG156100	5'6"	60-100	Roller/Turbo	Aluminum	Hard Butt	1	2
BG156130	5'6"	80-130	Roller	Aluminum	Aluminum	1	2
BG16640	6'6"	15-40	Hard Alloy	Graphite	EVA	1	1
BG16650	6'6"	20-50	Hard Alloy	Graphite	EVA	1	5
BG16680	6'6"	30-80	Hard Alloy	Graphite	EVA	2	5
BG17025	7'	16-25	Turbo	Graphite	EVA	2	4
BG17040	7'	20-40	Turbo	Graphite	EVA	2	4
BG16060	6'	30-60	Turbo	Aluminum	Hard Butt	2	2
BG170MLT	7'	15-30	Hard Alloy	Graphite Trigger	EVA Butt	2	8
BG170MT	7'	20-40	Hard Alloy	Graphite Trigger	EVA Butt	2	8

### Offshore Spinning

BGOS70ML	7'	10-25	Hard Alloy	Fuji® DPS	EVA	1	7
BGOS70M	7'	15-30	Hard Alloy	Fuji® DPS	EVA	1	7
BGOS70MH	7'	20-40	Hard Alloy	Fuji® DPS	EVA	1	7

## Big Cat®

### Casting

BCC76M	Med.	7'6"	Slow	15-40	1-4	1	3
BCC76MH	Med./Hvy.	7'6"	Slow	15-40	2-5	1	3
BCC76H	Hvy.	7'6"	Slow	20-60	3-8	1	3

### Spinning

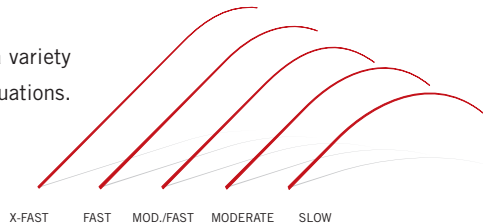
BCCS76MH	Med./Hvy.	7'6"	Slow	15-40	2-5	1	3
BCCS902M	Med.	9'	Slow	16-40	2-5	2	2
BCCS102M	Med.	10'	Slow	16-40	2-5	2	1



Model	Action	Length	Taper	Line	Lure Wt.	Pcs	Handle
<b>Affinity™</b>							
<b>Casting</b>							
AFC60M	Med.	6'	Fast	8-17	1/4-3/4	1	14
AFC66M	Med.	6'6"	Fast	8-17	1/4-3/4	1	13
AFC66MH	Med./Hvy.	6'6"	Fast	10-20	1/4-1	1	13
AFC70M	Med.	7'	Fast	6-20	1/2-2	1	13
AFC70MH	Med./Hvy.	7'	Fast	10-20	1/4-1	1	13
AFC76F	Flippin'	7'6"	X-Fast	12-30	1/2-2	Tele.	13
<b>Spinning</b>							
AFS46UL	Ultraflight	4'6"	Moderate	2-6	1/64-1/8	1	9
AFS50UL	Ultraflight	5'	Moderate	2-6	1/64-1/8	1	9
AFS53M	Med.	5'3"	Fast	6-14	1/8-1/2	1	9
AFS562L	LT.	5'6"	Mod./Fast	4-8	1/16-3/8	2	9
AFS59M - Jig	Med.	5'9"	X-Fast	4-10	1/8-3/4	1	9
AFS60M	Med.	6'	Fast	6-12	1/8-1/2	1	8
AFS602ML	Med./LT.	6'	Mod./Fast	4-10	1/16-3/8	2	8
AFS60MH	Med./Hvy.	6'	Fast	10-20	1/8-3/4	1	8
AFS662L	LT.	6'6"	Mod./Fast	4-8	1/16-3/8	2	8
AFS66M	Med.	6'6"	Fast	6-14	1/8-1/2	1	8
AFS662M	Med.	6'6"	Fast	6-14	1/8-1/2	2	8
AFS702M	Med.	7'	Fast	6-14	1/8-1/2	2	8
<b>Salmon/Steelhead</b>							
AFC798B	Med.	7'9"	Fast	10-25	1/4-1-1/2	1	12
AFC82ML	Med./LT.	8'6"	Mod./Fast	6-14	3/8-3/4	2	12
AFC862M	Med.	8'6"	Mod./Fast	8-20	3/8-1	2	12
AFC902MH	Med./Hvy.	9'	Fast	15-30	5/8-3	2	12
AFS862M	Med./Hvy.	8'6"	Fast	8-20	1/8-1/2	2	8
AFS902H	Hvy.	9'	Fast	12-30	1/2-2	2	8
<b>Noodle</b>							
AFS70N	Noodle	7'	Slow	2-6	1/16-1/4	2	7
AFS90N	Noodle	9'	Slow	4-8	1/16-1/4	2	6
AFS106N	Noodle	10'6"	Slow	2-6	1/16-1/4	2	6
<b>Specialty Trolling</b>							
AFC80MDR	Med.	8'	Mod./Fast	6-20	1/2-2	Tele.	3
AFC80DD	Dipsy	8'	Moderate	10-25	2-5	2	2
AFC10DD	Dipsy	10'	Moderate	10-25	2-5	2	1
AFC70PB	Planer	7'	Moderate	6-20	1/4-3/8	2	4
<b>Muskie</b>							
AMC60H	Hvy.	6'	Fast	15-45	1/2-2	1	11
AMC70MH	Med./Hvy.	7'	Fast	15-30	3/4-3	1	10
<b>Torsion™</b>							
<b>Casting</b>							
TNC60M	Med.	6'	Fast	8-17	1/4-3/4	1	1
TNC66M	Med.	6'6"	Fast	8-17	1/4-3/4	1	2
TNC66MH	Med./Hvy.	6'6"	Fast	10-20	1/4-1	1	2
<b>Spinning</b>							
TNS562L	Light	5'6"	Mod./Fast	4-8	1/16-3/8	2	3
TNS60M	Med.	6'	Fast	6-12	1/8-1/2	1	4
TNS662M	Med.	6'6"	Fast	6-14	1/8-1/2	2	5
TNS702M	Med.	7'	Fast	6-14	1/8-1/2	2	5
<b>Teton Trout™</b>							
<b>Spinning</b>							
TLS46UL	Ultraflight	4'6"	Moderate	2-6	1/64-1/8	1	1
TLS50UL	Ultraflight	5'	Moderate	2-6	1/64-1/8	1	2
TLS56L	LT.	5'6"	Moderate	4-8	1/32-1/4	1	3
TLS60L	LT.	6'	Moderate	4-8	1/32-1/4	2	4
TLS66L	LT.	6'6"	Moderate	4-8	1/32-1/4	2	4
TLS70L	LT.	7'	Moderate	4-8	1/32-1/4	2	4
<b>Blue Runner® Inshore</b>							
<b>Casting</b>							
BRIC70ML	Med.	7'	Moderate	8-17	3/8-3/4	1	2
BRIC70MH	Med./Hvy.	7'	Fast	10-25	1/4-2	1	2
BRIC76MH	Med./Hvy.	7'6"	Fast	10-25	1/4-2	1	2
<b>Spinning</b>							
BRIS66ML	Med./LT.	6'6"	Moderate	6-12	1/8-1/2	1	2
BRIS70ML	Med./LT.	7'	Moderate	6-12	1/8-1/2	1	3
BRIS76M	Med.	7'6"	Mod./Fast	8-20	1/4-1	1	3
<b>Blue Runner® Offshore</b>							
<b>Casting</b>							
BROC60MH	Med./Hvy.	6'	Fast	15-50	1-5	1	4
BROC66MH	Med./Hvy.	6'6"	Fast	15-50	1-5	1	4
BROC70MH	Med./Hvy.	7'	Fast	15-50	1-5	1	4
<b>Spinning</b>							
BROS70M	Med.	7'	Fast	15-25	3/4-4	1	3
BROS70MH	Med./Hvy.	7'	Fast	15-40	1-5	1	3
BROS802M	Med.	8'	Fast	15-25	3/4-4	2	2
BROS902M	Med.	9'	Fast	15-25	3/4-4	2	1
BROT02MH	Med.	10'	Fast	15-25	3/4-4	2	1



Quantum rods are available with a variety of tapers for all types of fishing situations.





## QUANTUM® Professional Advisory Staff

### Shown left to right:

Randy Howell  
 Paul Elias  
 Bill Dance  
 Judy Wong  
 Shaw Grigsby  
 Kevin VanDam  
 Penny Berryman  
 Mike McClelland  
 Mike Wurm  
 Brent Chapman  
 Randy Blaukat  
 Dean Rojas  
 Lee Knight  
 Gary Klein  
 Kim Stricker

### Not Shown:

Tommy Biffle  
 Joe Thomas  
 Steve Shook  
 Mike Auten  
 Sam Anderson  
 Daryl Christensen  
 Cecil Kingsley  
 Shorty Powers  
 Ken Carter  
 Tom Welgos  
 O'Neil Williams  
 Chad Hall  
 Mark Cole  
 Gary Gray  
 Homer Humphreys  
 Sheri Glasgow  
 Wendell Harper

We believe the Quantum® Professional Advisory Staff is, without question, the finest team of professional anglers ever assembled.

It is their knowledge that drives the development of Quantum® products, and their experience that helps us to build to the highest levels of quality. If they're happy, we know you'll be happy.

We are proud to have such a distinguished staff of professionals associated with Quantum®, and are grateful for all of their efforts in promoting the sport of fishing.



6101 East Apache, Tulsa, OK 74115 • ©2002 Zebco, a W.C. Bradley Co.

The following marks are registered by Zebco in the U.S. Patent and Trademark Office: Blue Runner, DynaMag, Energy, Iron, Long Stroke, Quantum, Snapshot, Tour Edition, TRU-Balance, XR.

The following marks are trademarks of Zebco: Accurist, ACS, Continuous Anti-Reverse, MG, SS, SX, Super Free Spool, Teton, Bait Alert, MaxCast, TIMAG, Twist Reducer, Titanium Super Bail, Big Cat, 1310, Pulse, Icon, Teton Trout, Xtralite, Catalyst PTi, Kenetic PTi, Torsion, Retroflex, Affinity, Performance Tuned, PT, Quantum Hot Sauce, Thinline, Triggerspin, Foot Forward, Vector, Graph-X, Professional.

Products in this catalog are protected by patents or patents pending.

Fuji, Alconite and Hardloy are registered trademarks of Fuji Kogyo Co., Ltd. The term "Hot Sauce" used by permission of EdgeFishing.