


2017 Webelos Leader's Guide

"A Tradition of Adventure"



Any updates to the Leader's Guide will be posted at www.hoac-bsa.org. Page number indicators will be listed on the front page of this Leader's Guide and will be highlighted in yellow.

QUICK REFERENCE

Heart of America Council, BSA
Program & Camping Department
10210 Holmes Road
Kansas City, MO 64131-4212
Ph: 816-569-4930
Fax: 816-569-4981
Web: www.hoac-bsa.org

Theodore Naish Scout Reservation
1100 Martinek Lane
Kansas City, KS 66111
Ph: 913-422-1035
Fax: 913-441-6920

Christi Boyer
HOAC Camping & Program Department
Email: Christi.Boyer@scouting.org

Davey Miller
Naish Reservation Ranger
C: 913.731.6700
Email: David.Miller@scouting.org

Bob Euler
Reservation Commissioner
C: 913-306-2178
Email: euler.bob@gmail.com

Phil Helt
Camp Director - Central Camp
C: 816-686-9392
Email: phillip.robert.helt@gmail.com

Spencer Weaver
Program Director - Central Camp
C: 913-633-5373
Email: jsweaver@indyschools.com

IMPORTANT DATES TO REMEMBER

April 11, 2017: Webelos Leader's Orientation Meeting #1 at 7:00 PM @ HOAC Service Center
April 13, 2017: Webelos Leader's Orientation Meeting #2 at 7:00 PM @ Naish Central Camp Dining Hall
April 22, 2017: Webelos Leader's Orientation Meeting #3 at 10:00 AM @ HOAC Service Center

Your Unit's Camp Dates: _____ Session Number: _____

UNIT CHECK-IN OVERVIEW

Arrive no earlier than 12:00 NOON as the camp gate will be locked until that time.

Obtain your unit's campsite assignment from staff at the front gate and proceed to campsite.

Meet staff campsite host to jointly inspect the condition of tents and cots; verify presence of each participant on your unit roster for an accurate count of participants; obtain assigned time for medical re-checks, Dining Hall orientation, and swim check.

Unload equipment. Set up camp. All trailers must be moved to Chickasaw parking lot.

Top leader takes check-in forms to Central Camp Office to meet Business Manager no later than 2:30 PM, while a second leader takes charge of the boys and takes them to medical re-checks, Dining Hall orientation, and swim check. Top leader rejoins unit AFTER checking in with the Business Manager.

Top adult leader needs to attend the Leaders Meeting at the Campfire Arena which starts at 4:00 PM.

TABLE OF CONTENTS

I. BASIC INFORMATION

2017 Camp Sessions	8
Daily Camping Schedule.....	9
What to Bring to Camp	10
Items Your Pack Should Provide for Your Campsite.....	10
Equipment Provided by the Naish Scout Reservation.....	10

II. CHECK IN/CHECK OUT PROCEDURES

Checking Into Camp	11
Pool Orientation & Swim Test.....	12
Pack Free Swim.....	12
Visitor Information	13
Guidelines for Visitors	13
Family Night & Closing Campfire	14
Checking Out of Camp	15

III. PRE-CAMP PLANNING

Preparing for Your Summer Camp Adventure.....	16
Informing Parents about Camp.	17
2017 Camping Season Fees.....	17
Refund Policy	18
Financial Need	18

IV. CAMP LEADERSHIP

Registration Requirements	19
Youth Protection Guidelines	19
Camp Pack Leader.....	20
Full- & Part-Time Leadership Notes.....	20
Camp Leader's Meeting	20

V. CAMP SERVICES

Campsite Commissioners	20
Central Camp Office & Commissioner’s Cabin.....	21
Reservation Phone Service	21
Camp Mail Service.....	21
Trading Post	22
Spending Money.....	22
Selling Policy	22
Physical Examinations.....	23
Special Needs	23
Health Lodge	23
Health of Campers.....	23
Medical Treatment Notes.....	24
Accident, Health, & Illness Insurance Coverage.....	24
Camp-Wide Photo	25
Table Waiters (KP’s)	25
Drinking Water & Ice	26
Recycling.....	26
Flags.....	26

VI. RULES AND REGULATIONS AT CAMP

Transportation & Vehicle Storage Policy	27
Usage Policy of Motorized Carts.....	27
General Safety Tips	28
Alcoholic Beverages & Narcotic Drugs	29
Fireworks	29
Firearms & Weapons.....	29
Fire Protection	29
Pets.....	29
Hammocks	29
Rope Swings & Pioneering Projects	29
Liquid Fuel Policy.....	30

VI. RULES AND REGULATIONS AT CAMP (cont'd)

Staff Housing Area30
Dress Code30
Insect Bites30
Wildlife.....30
Conservation Policies31
Smoking Policy.....31
Equipment Damage Charges.....31

VII. PROGRAM

Letter from the Program Director32
2017 Naish Webelos Programming Overview33
First-Year Webelos Standard Program.....34
Second-Year Webelos Standard Program.....35
2017 Webelos Extra Programs36
Mealtime & Evening Activities Available.....38
Adult Leader Activities40
Adult Training Courses40
Preliminary Information for 2018 Online Registration.....40

VIII. APPENDIX

Directions to Camp and Camp Map.....41
Camp Map.....42
Annual Health and Medical Record.....43
Letter to Employer/Spouse Request Form.....47
Pre-Camp Order Form.....49
Special Needs Request Form.....51
National Summertime Pack Award Application53
Camp Transfer Request Form.....55



BOY SCOUTS OF AMERICA

HEART OF AMERICA COUNCIL

10210 Holmes Road

Kansas City, MO 64131-4212

816-942-9333

www.hoac-bsa.org

Dear Webelos Parent and Pack Leader:

Thank you for the time you are taking this summer to spend time with your Webelos Scout. Summer camp is one of the highlights of a pack's year-round program. The time has come to start the groundwork that will make your pack's summer camp experience a success. In preparing for camp, it is important that you read this **2017 Webelos Leader's Guide**, which includes all our program elements. For your convenience, this guide and other summer camp resources are available on the Council website at www.hoac-bsa.org (look under **Camping, Camping Resources**, then under **Webelos Camp Information**). Please share this information with your pack leadership and other parents of the participating Webelos.

We hope you will notice and take advantage of the many great programs available to you at the Theodore Naish Scout Reservation. We are proud to have a safe place in our storm shelters for every pack member to wait out storms as well as shelter tops above to give your pack a great working space in your campsite.

The summer camp experience is an opportunity for your pack to give your boys a great outdoor adventure utilizing the facilities and programs offered at the Theodore Naish Scout Reservation.

In addition to our summer camp opportunities, we also encourage you to attend our **STEM-themed Webelos weekend campouts** April 29-30, 2017 and October 7-8, 2017, both held at the H. Bartle Scout Reservation. These campouts let the Webelos have a great camping experience while participating in science, technology, engineering and mathematics programs. The Council is also hosting our second **Scouting 500** September 22-24, 2017, which offers over 130 activities giving the Webelos a high-octane unique Scouting experience. You can find out more information on all Scouting events at our website.

In addition to your summer camp experience, I encourage you to **take advantage of all our council properties and make them a part of your year-round camping program**. Your pack can hold weekend campouts at the Naish and Bartle Scout Reservations. Our scout reservations provide many program opportunities along with a dedicated Campmaster Corps to support you during your camping experience.

The entire camp staff appreciates this opportunity to work with each of you to provide your Webelos with a memorable summer camp experience. Feel free to let any one of us know what assistance we can provide.

Let's have fun in the process,

Brent W. Worley
Council Camping Chair



THEODORE NAISH SCOUT RESERVATION MISSION STATEMENT

The Theodore Naish Scout Reservation provides opportunities for Cub Scout Packs, Boy Scout Troops, Varsity Teams, and Venturing Crews, from the Heart of America Council and beyond, to have fun, learn skills, and practice Scouting programs in the outdoors under their own leadership.

Our camp staff's philosophy is total commitment to serving all our campers, both youth and adult leaders, to the best of our ability. In pursuit of this, we will strive to put the following into every Naish Scout Reservation activity:

- ◆ **Teaching & Coaching:** Teach traditional Scouting skills to all those in need of instruction and coach them in a friendly, positive way
- ◆ **Values:** Commitment to being good role models, always exemplifying the Scout Oath and Law, and encouraging campers to do the same
- ◆ **Fun:** Enthusiastically delivering fun filled camp-wide programs that will be enjoyed and remembered by every youth that attends camp.
- ◆ **Quality Program:** An emphasis on quality, physical activity and good health in everything we do

The Theodore Naish Scout Reservation will feature a quality, mature, energetic, and enthusiastic staff providing activities that will lead Cub Scouts into the Boy Scout program, and help Scouts advance through their ranks. Our commitment is to have the best Camp Program in the nation.

Heart of America Council 2017 CAMP SESSIONS

Session	Dates	Session	Dates				
THEODORE NAISH SCOUT RESERVATION BOY SCOUT CAMP <small>Draw - October 22, 2016 ½ Payment – February 15, 2017 Final Payment – April 19, 2017</small>		H ROE BARTLE SCOUT RESERVATION BOY SCOUT CAMP <small>Draw - October 20 or 22, 2016 ½ Payment – February 15, 2017 Final Payment – April 19, 2017</small>					
Staff Week	May 29 – June 3, 2017	Staff Week	May 31 – June 4, 2017				
1	June 4 – 10, 2017	1	June 5 – 14, 2017				
2	June 12 – 17, 2017	2	June 15 – 24, 2017				
Leader Orientation March 11, 2017		3	June 25 – July 4, 2017				
		4	July 7 – 16, 2017				
LDS 11y/o	June 23 – 24, 2017	5	July 17 – 26, 2017				
		6	July 27 – August 5, 2017				
		Leader Orientations March 7, 8, or 9, 2017					
THEODORE NAISH CUB WORLD BEAR RESIDENT CAMP <small>Registration starts on-line February 6, 2017 Final Payment – April 26, 2017</small>		THEODORE NAISH SCOUT RESERVATION WEBELOS CAMP <small>Registration starts on-line - January 9, 2017 Final Payment – April 26, 2017</small>					
Staff Week	May 29 – June 3, 2017		Staff Week	May 31 – June 5, 2017			
1	June 4-5, 2017	7	July 9-10, 2017	1	June 20-22, 2017	6	July 12-14, 2017
2	June 9-10, 2017	8	July 15-16, 2017	2	June 25-27, 2017	7	July 15-17, 2017
3	June 11-12, 2017	9	July 21-22, 2017	3	June 28- 30, 2017	8	July 20-22, 2017
4	June 16-17, 2017	10	July 23-24, 2017	4	July 6-8, 2017	9	July 23-25, 2017
5	June 18-19, 2017	11	July 29-30, 2017	5	July 9-11, 2017	10	July 28-30, 2017
6	June 25-26, 2017						
Leader Orientations - May 21, 2017				Leader Orientations - April 11, 13 & 22, 2017			
CUB SCOUT DAY CAMP SESSIONS <small>Registration starts on-line - January 9, 2017 End of Early Bird Fees – April 26, 2017</small>							
Blue Elk:	July 10-14, 2017	Am. Legion Fairground	Northern Lights:	June 12-15, 2017	Platte County Fairground		
Big Muddy:	June 5-8, 2017	Confederate Park	Pelathe:	May 30 – June 2, 2017	Douglas County Fairground		
Golden Eagle:	June 26-29, 2017	Atkins-Johnson Farm	Pioneer Trails:	June 12-15, 2017	VWF Post 1829		
High Trail:	June 26-29, 2017	Jerry Smith Park	Soaring Eagle:	June 5-9, 2017	Camp Timber Lake		
Iron Horse:	June 26-30, 2017	Johnson County Fairground	Spirit Trail:	June 26-30, 2017	Camp Reeder		
Kaw:	June 5-9, 2017	Naish – South Camp	Shawnee Trails:	June 12-16, 2017	Shawnee Mission Park		
Lone Bear	June 5-9, 2017	Artesian Park	Twin Rivers:	June 5-8, 2017	Miami County Fairground		
BEAR CAMP STEM CAMP				June 23-24, 2017 / July 7-8, 2017 @ Naish			
WEBELOS STEM CAMP				April 29-30 2017 / October 7-8, 2017 @ Bartle			
SCOUT/VENTURING STEM CAMP				June 13-18, 2017 @ Naish			
BOY SCOUT ROTARY CAMP				July 7-11, 2017			

DAILY CAMPING SCHEDULE

DAY 1	ACTIVITY	DAY 2	ACTIVITY	DAY 3	ACTIVITY
		6:45 AM	Sunrise Service @ Camp Chapel		
		7:00 AM	Reveille	7:00 AM	Reveille
		7:05 AM	KP's report to Dining Hall	7:05 AM	KP's report to Dining Hall
		7:25 AM	Flag Raising and Breakfast	7:25 AM	Flag Raising and Breakfast
		After Breakfast	Daily Adult Leaders Meeting @ Campfire Arena	After Breakfast	Daily Adult Leaders Meeting @ Campfire Arena
		9:00 AM	First Program Session	9:00 AM	First Program Session
NOON to 2:30 PM	Unit Check-Ins Campsite Set Up Health and Swim Checks Free Time	10:00 AM	Second Program Session	10:00 AM	Second Program Session
		11:00 AM to 11:45 AM	North Campsites: Swim South Campsites: Extra Program or Free Time	11:00 AM to 11:45 AM	South Campsites: Swim North Campsites: Extra Program or Free Time
		12:00 NOON	KP's report to Dining Hall	12:00 NOON	KP's report to Dining Hall
		12:30 PM	Lunch	12:30 PM	Lunch
		2:00 PM	Third Program Session	2:00 PM	Third Program Session
		3:00 PM	Fourth Program Session	3:00 PM	Fourth Program Session
4:00 PM	Adult Leaders Meeting @ Campfire Arena	4:00 PM to 4:45 PM	South Campsites: Swim North Campsites: Extra Program or Free Time	4:00 PM to 4:45 PM	North Campsites: Swim South Campsites: Extra Program or Free Time
5:30 PM	KP's report to Dining Hall	5:00 PM	KP's report to Dining Hall	5:00 PM	Parents Arrive for Family Night
5:55 PM	Flag Lowering and Dinner	5:25 PM	Flag Lowering and Dinner	5:55 PM	Flag Lowering and Dinner
6:45 PM	Photo @ Campfire Arena	6:00 PM to 9:45 PM	<u>Evening Programming:</u> Night Swim (6 – 8) Tie-Dying (6 – 8) Dessert Contest (7:30) Akela Program (8:00) Heritage Night Hike (8:30)	7:00 PM	Closing Night Campfire (Families Encouraged to Attend)
7:00 PM	Emergency Drill		8:30 pm	Camp Closes	
8:00 PM	Packs Assemble on the Flag Mall for Evening Campfire Program				
8:15 PM	Opening Night Campfire @ Campfire Arena				
9:45 PM	Call to Quarters (all Webelos should be in campsites)	10:00 PM	Taps		
10:00 PM	Taps				

Please note that this schedule is subject to change. All changes will be announced at the Daily Leader's Meeting.

WHAT TO BRING TO CAMP NAISH

- ◆ **Annual Health and Medical Record** (completed and current)
- ◆ Official Scout Uniform (shirt, pack neckerchief w/slide, shorts, belt, and socks)
- ◆ Camp T-shirt (new ones available at Trading Post)
- ◆ Plain White T-Shirt for Tie Dying
- ◆ Extra shirts (NO SLEEVELESS shirts), shorts, underwear, socks, etc.
- ◆ Pajamas
- ◆ Sweater or Light Jacket
- ◆ Jeans or Long Pants
- ◆ Swimming Suit (1 piece suit for ladies)
- ◆ Sun Block or Screen
- ◆ Raincoat or Poncho
- ◆ Hiking boots & tennis shoes (NO OPEN-TOED SHOES)
- ◆ Hat or Cap
- ◆ Handkerchief
- ◆ Bath towels



- ◆ Toothbrush & Toothpaste
- ◆ Shampoo, Soap, Comb
- ◆ Water Bottle
- ◆ Sleeping bag or blankets, Pillow
- ◆ Flashlight & Extra batteries
- ◆ Webelos Handbook
- ◆ Paper & Writing Utensils
- ◆ Mosquito Repellent (Non-Aerosols)
- ◆ Eating utensils

Optional Items:

- ◆ Envelopes & Stamps
- ◆ Camera & Film
- ◆ Sunglasses
- ◆ Musical instrument
- ◆ Sewing kit
- ◆ Trash bags
- ◆ Other items as needed for programs (See Program Section of this guide)

ITEMS YOUR PACK SHOULD PROVIDE FOR YOUR CAMPSITE

- ◆ Pack Flag
- ◆ Pack First Aid Kit
- ◆ Water Containers & Drinking Cups
- ◆ Tarp or Dining Fly
- ◆ Trash Bags
- ◆ Rope & Binding Twine
- ◆ Lock Box for Pack Valuables
- ◆ Items in Clear Plastic Covers for Campsite Bulletin Board
- ◆ Lanterns (Battery or Propane Operated)
- ◆ Medication Lock Box
- ◆ Garden Hose for cleaning of latrine – *daily cleaning should be accomplished with Dawn dish soap and water*

EQUIPMENT PROVIDED BY THE NAISH SCOUT RESERVATION

All equipment needed for tent camping is provided as part of your camp fee. The equipment you will be assigned, and given to utilize during your stay, will include the following items:

- ◆ Tent Platforms
- ◆ Two-Person Tents (9 1/2' x 7 1/2')
- ◆ Canvas Cots
- ◆ Campsite Bulletin Board
- ◆ Picnic Table
- ◆ Flag Pole
- ◆ United States Flag
- ◆ Latrine & Water Supply



CHECKING INTO CAMP

Each pack or den should arrive **no earlier than 12:00 NOON** on the starting day of its camping session to begin the check-in process. **Please note the gates will NOT open before 12:00 NOON.**

Checking In As a Unit:

- ◆ Upon arrival at Naish Scout Reservation, all units must first report to their campsites.
- ◆ The top unit leader, with the staff campsite host, will inspect all tents and cots in the campsite that are assigned to your unit. **Any damage (rips in canvas cots, tents, broken boards, etc.) should be noted at this time. Only after a visual inspection of all assigned equipment should the Webelos and leaders begin moving into their tents. Your staff campsite host will report any needed repairs to the Reservation Maintenance Staff.**
- ◆ The top unit leader will then finish check-in procedures with the Campsite Host, which include receiving a time for health/medical re-checks, Dining Hall orientation, and swim check.
- ◆ The top unit leader will report to the Central Camp Office to see the Business Manager (by 2:30 PM). At the Central Camp Office, the leader will verify each participant (Scout and adult) named on the unit roster for an accurate count. A second unit leader will take charge of the Scouts and reports to the Dining Hall for health/medical re-checks, Dining Hall orientation, and swim check at the pool. After checking in at the office, the top unit leader catches up with his or her unit (typically, prior to swim check at the pool).
- ◆ The top adult leader will attend a meeting at the Campfire Arena which starts at 4:00 PM.

Checking In as an Individual:

- ◆ Upon arrival at the Theodore Naish Scout Reservation, individuals are to report to the Central Camp Office for the following procedures:
 - Verification of participant being on the unit roster or camper departure notices
 - Fee payment (if required) for meal bands, etc.
 - Location of unit (campsite or program area)
 - Check-in at the Health Lodge to turn in health form and receive a “buddy tag”

Please note: Individuals checking in between the hours of 10:01 PM and 6:59 AM must report to the Commissioner’s Cabin. Call the Reservation telephone number (913) 422-1035 to arrange for a Camp Commissioner to facilitate entry into camp.



POOL ORIENTATION & SWIM TEST

Part of the camp check-in procedure is reporting to the camp pool to take the swim test. In accordance with BSA standards, the swimming ability of all Scouts and leaders must be evaluated before they can take part in any aquatics activity. There are three classifications of swimming skills: non-swimmer (white band), beginner (red band), and swimmer (blue band). The test consists of:

1. Jump feet first into water over your head in depth.
2. Swim 75 yards or meters in a strong manner using one or more of the following strokes: sidestroke, breaststroke, trudgen, or crawl.
3. Then swim 25 yards or 25 meters using an easy, resting backstroke.
4. The 100 yards or 100 meters must be swum continuously and include at least one sharp turn.
5. After completing the swim, rest by floating as motionless as possible.

Scouts and Scouters fulfilling all the above requirements wear a blue swimmer band.

Scouts and Scouters who can only jump in water over their head, swim 50 feet, and make one sharp turn, wear a red beginner band.

Scouts and Scouters who cannot complete the beginner requirements, or Scouts who choose not to swim, will wear a white band.

Scouters who do not take the swim test will have a white non-swimmer swim band. However, leaders need to understand that some aquatics programs will require a blue swimmer band. **All Scouts must have a swim band.**

Prior to your swim test, each unit will also receive a short pool orientation. Webelos will be shown how to “tag in” with their buddy and will be informed about the rules and regulations that are to be followed during free swims.

PACK FREE SWIM

Twice daily, packs are assigned free swimming times depending upon the campsite in which they are camping.

	<u>DAY 2</u>	<u>DAY 3</u>
NORTH CAMPSITES: Cheyenne, Apache, Delaware, Cherokee	11:00 AM	4:00 PM
SOUTH CAMPSITES: Osage, Pawnee, Navajo, Sioux, Shawnee, Kiowa, Chickasaw	4:00 PM	11:00 AM



VISITOR INFORMATION

Visitors are welcome to the Naish Scout Reservation. We hope they enjoy their visit with us. For the health, safety and security of the Webelos and leaders who are camping full time with us, **we ask that all visitors check in at the Central Camp Office and follow the guidelines for visitors below.**

At the time of check-in, a copy of a visitor's driver's license will be made and he or she will be issued a visitor wristband, which is to be worn at all times during their visit. On rare occasions, special arrangements may be made for visitations that fall outside the general guidelines. These arrangements must be made with the Reservation Director or Camp Director twenty-four hours prior to the special visitation and must be made by the full-time Camp Leader of the Webelos Den or unit that is being visited.

GUIDELINES FOR VISITORS

Please wear your wristband at all times while on the reservation. You may be asked to show it to a staff member. Please do not be offended. Our staff has been trained to stop any person who does not have on a wristband. This is for the safety of all the campers and leaders.

Visitor Hours are from 10:00 AM to 10:00 PM. After checking in at the Central Camp Office, we ask that you proceed directly to the campsite of the unit you are visiting and check in with the adult leadership.

While driving on the reservation, we ask that you obey the 15 MPH speed limit and park only in the designated parking areas for each camp. All roads on the reservation are considered fire lanes and are off-limits to parking.

We encourage your observation of the program areas of the camp you are visiting. The programs being conducted on the reservation require a physical examination. For your safety, we cannot allow your participation in any of the program areas.

When touring program areas of the reservation, we ask that a full-time leader from the unit you are visiting accompany you.

Because of the rugged terrain of the reservation, we discourage visitation by small children. Pets are not permitted.



FAMILY NIGHT & CLOSING CAMPFIRE

Parents and family members are invited to come out to camp and see the Naish experience that their Scouts have come across in their day-to-day activities at camp. Family Night will occur on the final night of the camping session. **Parents and Visitors are welcome in camp AFTER 5:00 PM.** There are two options for dinner:

- ◆ **OPTION 1:** Dinner for visitors is available and consists of a picnic-style meal served in the Dining Hall with the unit. For visitors, the cost is \$6.00 per meal for adults and \$3.00 per meal for children 8 years of age and younger. Guests for the Dining Hall meal must make paid reservations through their pack leader prior to Family Night. **Reservations must be turned into the Central Camp Office by Day 2 of your camping session.**
- ◆ **OPTION 2:** Packs may invite their guests to bring dinner to share in their campsite instead of eating in the Dining Hall. Leaders need to make sure that visitors **do NOT bring alcoholic beverages.**

The schedule for Family Night will be as follows:

- ◆ **5:00 PM – Nature Lodge Open House.** Bring families to see and hold the animals on display.
- ◆ **5:55 PM – Flag Lowering Ceremony on the Camp Naish Flag Mall**
- ◆ **6:00 PM – Dinner at the Dining Hall.** The Food Service staff provides a picnic style dinner for \$6.00 per person (Visitor meal tickets may be purchased at the Trading Post).
- ◆ **7:00 PM – Campfire.** The campfire will take place in the Campfire Arena. The campfire will include weekly awards and skits and songs performed by the Camp Staff.

ALL UNITS are asked to stay and attend Closing Night Campfire. As listed on the Daily Camping Schedule, units should depart the reservation after the conclusion of the Closing Night Campfire. Closing Night Campfire is a highlight of the Naish Summer Programming and is the *best way* to conclude a Webelos Camping Session.

Those Second-Year Webelos Scouts who stay for Closing Campfire will receive a “Webelos II Achiever Shirt” to commemorate their time at the Theodore Naish Scout Reservation and to encourage them to crossover into Boy Scouts.



CHECKING OUT OF CAMP

Checking Out As an Individual:

If it becomes necessary for a camper to leave camp before the end of the camping session, the following is required:

- ◆ Report to the Central Camp Office with 1) the top unit leader, 2) the Scout and 3) the Scout's parent.
- ◆ Person taking a Scout from camp must show picture ID. If the person is not a parent or guardian, they must have written authorization from the parent and signed by the parent who has legal custody to transport the Scout.
- ◆ Camp Director, or designee, must sign the Camper Departure Notice.
- ◆ Individuals checking out between the hours of 10:01 PM and 6:59 AM must report to the Commissioner's Cabin, which is located off the side of the Flag Mall.
- ◆ If you have to check back in to camp, you must go through the check in procedures again through the Central Camp Office.

Checking Out As A Unit:

- ◆ The campsite host will report to the campsite after lunch on Day 3. Please have all the gear moved out of the campsite so that the host and top unit leader can inspect all the tents and cots for damage incurred during your stay. If your unit is not ready, or plans to check out later, please schedule a time with your host to come back to inspect the campsite.
- ◆ Take the tent/cot inspection form to the Business Manager at the Central Camp Office for check-out.
- ◆ Make fee payment for equipment damages (if any) in campsite.
- ◆ Receive your check-out packet (health forms, patches, etc.).
- ◆ Turn in your camp evaluation form.
- ◆ Pick up any medication stored at the Health Lodge.

Please Note: If you have to check back into camp, you must go through the check-procedures again through the Central Camp Office (7:00 AM – 10:00 PM) or the Commissioner's Cabin (10:00 PM – 7:00 AM).



PREPARING FOR YOUR SUMMER CAMP ADVENTURE

Planning for summer camp should start several months before your unit plans to arrive at camp. As a Den Leader, it is your responsibility to insure your Scouts are prepared to set and accomplish their personal goals. Here are a few basic tips to help you insure this happens.

You should take a few minutes at a pack or den meeting to talk with each Scout and the Scout's parents about the summer camp agenda and provide guidance on individual preparation.

Some packs find it helpful to hold a "Summer Camp Meeting" just prior to camp to go over what Scouts need to bring with them for the camp session. At this meeting you should also hand out information packets to parents, finalize paperwork, secure the needed equipment for the pack campsite, and review the program schedule.

Most of all, remember that summer camp is an opportunity for Scouts to grow both mentally and physically.

Finally, get your boys excited about spending a week at Camp Naish! Several ideas for promotion include:

- ◆ Take your Scouts to Camp Naish during the "off season" and let them explore. Discuss the different program areas and historical sites around camp. The Rimrock Trail is a great place to start. The Rimrock Trail Guide is a good resource for Naish Scout Reservation history. Please fill out the Rimrock Trail Hike Permit with the Central Camp Office before proceeding on the trail.
- ◆ Hold pack fundraising projects to help Scouts earn part of their own camp fees.
- ◆ Show photos of previous summer camps at meetings, which are available from the Scout Service Center.
- ◆ Ask former and current staff members to visit your pack to talk about camp to heighten interest.
- ◆ While on a pack campout, have a campfire and share songs, stories, and skits from previous summer camp experiences.

INFORMING PARENTS ABOUT CAMP

Successful packs hold an informational meeting for parents before camp. This meeting can be held in conjunction with a pack meeting, or at some other convenient time prior to summer camp. Parents need to be informed about all of the details regarding summer camp. Family Night information, camp rules, equipment needs, and departure and arrival times should all be covered during this meeting. All of the needed information for a pre-camp meeting can be found in this Webelos Leader's Guide.



2017 CAMPING SEASON FEES

	On or before April 26, 2017	On or after April 27, 2017
Webelos	\$155.00	\$175.00
Full Time Leaders	\$145.00	\$165.00
Den Chief	\$60.00	\$65.00
Part Time Leaders	\$60.00 per day	\$65.00 per day

- ◆ There are no part-time youth at camp.
- ◆ Non-refundable reservation deposit of \$50.00 is due with each reservation.
- ◆ Final fee payment for Scouts and Webelos Leaders is due April 26, 2017.
- ◆ Scouts and Webelos Leaders joining Scouting for the first time on or after April 27, 2017 will receive the “before April 26” fee. Any unit adding a Scout or Webelos Leader after this date must give Camping Services a specific name. This policy is intended to assist us in planning our food, supplies, and equipment orders in advance of your arrival.
- ◆ If a unit discovers that a Scout or Webelos Leader cannot attend summer camp, Scout and full-time leadership slots are interchangeable.
- ◆ Adults cannot combine part-time days for a full-time slot.
- ◆ Part-time leaders are any adults spending any portion of any day at camp regardless of meals.
NO INDIVIDUAL MEALS CAN BE PURCHASED.

REFUND POLICY

A unit is expected to pay for the number of campers and leaders at the final fee payment date for their camp. **No refunds will be granted after the final fee payment date**, however, transfers within the unit will be allowed. We understand that certain circumstances do arise that may result in a camper not being able to attend camp at the last minute. **For a refund after the final fee payment date, a letter requesting a refund and explaining the extenuating circumstances must be sent to the Camping Committee of the Heart of America Council within two weeks of the end of your camping session.** Letters should be mailed to:

Heart of America Council Boy Scouts of America
10210 Holmes
Kansas City, MO 64131
Attn: Council Camping Committee.

Any request concerning a medical illness of a Scout or Leader must be accompanied by a signed doctor's statement. Refunds will not be considered for change of mind, vacation plans, extended sports schedules, weather or no shows. The Camping Committee will review all requests and their decisions will be final.

\$50.00 of each reservation fee for Webelos and Full-Time Leaders, and \$15.00 per day for Part-Time Leaders is non-refundable in the event of non-attendance.

All refunds and overpayments will be processed after camp sessions have been balanced by the Council Service Center Program Department. All refunds and overpayments will post to the Pack's Unit Account at the Council Service Center. A notification of the deposit will be mailed to the Pack Committee Chair. Packs are asked not to over reserve places for Scouts and leaders. This often means that others will be denied spaces, which would have otherwise been available.

If a Scout or leader becomes ill while attending camp and is sent home by the camp medical staff, they are eligible for a pro-rated refund (by day) of the "balance of fee" (\$50 deposit is non-refundable.) If a camper leaves without being sent home by the camp medical staff, there is NO refund.

FINANCIAL NEED

Registered youth members who cannot pay the full cost of attending council Scouting events may apply for limited financial assistance from the **HOAC Campership Fund**. This fund assists deserving youth members in attending local council events with a percentage of the cost based on need, but is not intended to provide the full fee. Families, units and/or the chartered partner are expected to provide a substantial portion of the fee.

Campership is aid for only ONE camping experience.

Thank you notes from those who receive aid are appreciated.

The Application for the 2017 HOAC Campership is available on the Council website at www.hoac-bsa.org (look under **Camping Resources).**



REGISTRATION REQUIREMENTS

The Heart of America Council, Boy Scouts of America provides program, facilities, and services without regard to race, color, national origin, age, gender, or handicap. However, **all adult leaders (both full-time and part-time) and youth, on the reservation must be current registered members of the Boy Scouts of America.** Also, no camper - youth or adult - will be permitted to stay in camp unless their full camp fees have been paid prior to the start of their camp session.

YOUTH PROTECTION GUIDELINES

<p>Heart of America Council, BSA</p> <p style="text-align: center;">This is to certify that</p> <p style="text-align: center;">_____</p> <p style="text-align: center;">Has completed training in Youth Protection Guidelines</p> <p style="text-align: center;">_____</p> <p style="text-align: center;">Date</p> <p style="text-align: center;">_____</p> <p style="text-align: center;">Instructor</p> <p style="text-align: center;">_____</p> <p style="text-align: center;">Scout Executive</p>

Our nation's greatest asset is our youth, and Scouting is pledged to protecting and nurturing our children. Any camp leader or staff member who suspects, knows of, or witnesses a child being abused at camp, or at a unit meeting or activity, is mandated by the states of Kansas and Missouri to notify proper officials. While at camp, all suspected child abuse incidents (i.e. physical, emotional, and sexual) must be reported to the Reservation Director or Camp Director immediately. *All reports are kept confidential.*

Also, consistent with Youth Protection Guidelines, adults must not stay in tents or

<p style="text-align: center;">Youth Protection Guidelines</p> <p style="text-align: center;">Recognize Resist Report</p> <ul style="list-style-type: none"> ◆ Two deep leadership ◆ Respect privacy ◆ Separate accommodations ◆ Proper preparation ◆ Appropriate attire ◆ Constructive discipline ◆ No hazing
--

shower with youth members. Anyone caught or suspected of doing so will be asked to leave reservation property immediately. The only exception to these policies is the right of a parent to share a tent with their own child. However, though allowed, it is recommended that parents do not exercise this right at camp. Doing so helps to insure that their son receives the maximum benefit possible from his camp experience, and prevents any unnecessary misunderstandings or awkward situations.

The National Council of the Boy Scouts of America requires that ALL leaders complete Youth Protection Training prior to registering as an adult leader. The course can now be completed online at the newly redesigned <https://my.scouting.org/>. The process is simple and self-explanatory. If you enter your BSA member number and successfully complete the training, the HOAC Training Division will be notified so that your records can be updated. You can also print a certificate for your records.

CAMP PACK LEADER

The person in charge of your pack must be at least 21 years of age. **There are no exceptions. In addition, it is the policy of the Boy Scouts of America that all Scout outings have at least two-deep leadership at all times.** At least two registered adult leaders, one of whom must be 21 years of age or older, are required. The pack should be under the leadership of its registered Cubmaster. If the Cubmaster is unable to attend full-time, the pack committee should name a Camp Pack Leader. The Camp Pack Leader should participate in the Daily Leader's Meeting and assign/ coordinate the responsibilities for all the adult leadership at camp for your unit.

FULL- & PART-TIME LEADERSHIP NOTES

All adult leaders attending camp must have paid their full camp fee prior to the start of camp. Part-time adult leaders must check in at the Central Camp Office upon arrival at camp, and check out through the office as they depart (please reference the chart on Page 17 for appropriate fees). These payments may be made at camp through the Business Manager.

CAMP LEADER'S MEETING

On Day 1, the Camp Leader's Meeting will take place at 4:00 PM at the Campfire Arena.

On Day 2, the Camp Leader's Meeting will take place immediately after breakfast in the Campfire Arena.

On Day 3, the Camp Leader's Meeting will take place immediately after breakfast in the Campfire Arena.

In the event of inclement weather, the meetings may be moved to the Handicraft Porch.

CAMPSITE COMMISSIONERS

A Campsite Commissioner is assigned to your unit to help it develop and carry out a full and balanced camping program. The degree of assistance rendered by the commissioner will depend upon the needs, desires and experiences of each unit. The primary purpose of their work is to help you help your unit. They will visit your campsite every day to help you with your camp program. The Campsite Commissioner's function will be similar to that of your Unit Commissioner back home, except he or she will be available to you during the full time you are in camp. Call upon them for help whenever needed. Program snags can often be quickly solved with their help, or perhaps you need something "special" for your boys that just doesn't appear to be available. Ask your Campsite Commissioner about it - chances are they will know right where to go.

CENTRAL CAMP OFFICE & COMMISSIONER'S CABIN

The Central Camp Office is open daily from 7:00 AM to 10:00 PM. The office staff is eager to meet the needs of any leader. The following are important things to know about the Central Camp Office:

- ◆ The "Lost and Found" is located in the Central Camp Office.
- ◆ All Scouts and leaders must check in and out with the Central Camp Office when coming to or leaving camp during office hours. After office hours check-in and -out is via the Commissioner's Cabin.
- ◆ Additional toilet paper for campsites is available to unit leaders at the Central Camp Office.
- ◆ Report any emergencies to the Central Camp Office immediately. Office staff will notify the proper personnel (Fire, Medical Emergency, Law Enforcement, etc.).
- ◆ Incoming telephone messages are placed in your campsite's mailbox in the Central Camp Office.
- ◆ All incoming mail for your unit will be placed in your campsite's mailbox.
- ◆ Letters and postcards can be mailed from the Central Camp Office.

RESERVATION PHONE SERVICE

The Reservation Office telephone is used for camp business and emergencies only. The telephone number is (913) 422-1035, and it is answered 24 hours a day. For information prior to camp please call the Council Service Center at (816) 942-9333. Faxes can be sent to the Council Service Center at (816) 942-8086.

CAMP MAIL SERVICE

Mailboxes for each campsite, which should be checked by a leader daily, are located in the Central Camp Office. Outgoing mail is also picked up by the postal carrier daily. Letters for Webelos at camp should be sent to the following address:

Pack Number _____
Theodore Naish Scout Reservation
1100 Martinek Lane
Kansas City, KS 66111



TRADING POST

The Naish Scout Reservation Scout Shop is stocked with various merit badge items, souvenirs, t-shirts, patches, camping gear, stamps, refreshments, and toiletries. This is a full-service Scout Shop.

Hours of Operation*

Morning

8:00 AM – 12:15 PM

Afternoon

1:00 PM – 5:30 PM

Evening

7:00 PM – 9:15 PM

**Hours are subject to change and will be posted. The Trading Post will be closed for ALL camp wide events, including Campfires, Chapel Services, Camp wide Photos and Emergency Procedure Drills. The Trading Post reserves the right to close early to allow time for meals and events.*

SPENDING MONEY

It is suggested that Scouts bring spending money to camp. Packs may wish to operate a “bank” to hold money for Scouts while at camp. The Naish Scout Reservation Central Camp Trading Post will also be open and is a full-service Scout Shop.

All personal items and spending money should be kept in a secure camp box while at camp. Clothing should be clearly marked with your full name and pack number. **The Theodore Naish Scout Reservation is not responsible for securing or for the loss of personal items. It is your responsibility to keep track of all personal valuables while at camp.**

SELLING POLICY

The sale of unauthorized merchandise to campers, leaders, or staff for personal or unit profit is not permitted. The Heart of America Council, Order of the Arrow, and Tribe of Mic-O-Say logos are protected, and written permission is required to use them. The Heart of America Council, Boy Scouts of America, by signature of the Scout Executive, shall have the sole right to authorize the use of insignia, words, phrases, designation marks, pictorial representation, and descriptive remarks related to the program of the corporation. This includes the Order of the Arrow and Tribe of Mic-O-Say logos, on commercial products, promotional efforts and/or sale and distribution to members of the Boy Scouts of America and/or the general public. Such use shall be only as authorized and approved by the Scout Executive.

PHYSICAL EXAMINATIONS

All Scouts and Webelos Leaders going to camp must, upon arrival, present a completed Annual Health and Medical Record (only parts A & B are required for Webelos Camp). Please check your unit's forms for the proper signatures before departing for camp.

SPECIAL NEEDS

Any Scout with special needs that must be addressed while at camp needs to complete the Special Needs Request Form included in this Leader's Guide and return it to Camping Services at the Council Service Center by June 1, 2017. This must be done annually. This form can also be found on the HOAC website on the **Camping Resources** page. Be sure to include the type of need, i.e. physical, medical, and dietary, food allergies, etc. **Food allergies and dietary requests do require a Special Needs Request to be turned in by June 1, 2017 to the Council Camping/Program Department at the Council Service Center.** For questions, you may also call Camping Services at the Heart of America Council at 816-569-4928.

HEALTH LODGE

The Health Lodge is located just off the Central Camp Parking Lot, and is available for emergency assistance 24 hours a day. Camp medical personnel will assist you with any medical emergency during the session. If they are not in the Health Lodge upon your arrival, their location will be posted on a sign outside the Health Lodge door. All emergencies must be reported to the Central Camp Office.

Also, due to limited power capabilities in campsites, CPAP Machines can be charged during the day in the Health Lodge.

HEALTH OF CAMPERS

Each Scout and adult leader participant at the Theodore Naish Scout Reservation should be aware of the vigorous nature of camp living. Strenuous activity may include one or more of the following conditions: high heat and humidity, high particle or pollen counts, more walking than normal, fatigue and physical competition, exposure to bee stings, ticks and poisonous plants is likely as well as occasional encounters with snakes and other wildlife. While camp life is not "roughing it" like a high adventure trek, exposure to the elements, sleeping under canvas and participation in vigorous activities all require relative good health. Every effort will be made to meet the special needs of Scouts (youth) attending camp when proper notification is made using the Special Needs Request form. Camp at the Theodore Naish Scout Reservation may be too much for some Scouts and adults. Scouts are invited to try the special program offered through the Heart of America Council's Rotary Scout Camp.

Adults must also be in good health if they are to fulfill their role of supporting young people. Sometimes the special needs of adults place stress on camp resources and divert from the purpose of Scouting – to serve youth. Please understand that electricity, air conditioning and special diets are not always available for adult leaders. Therefore, we ask that you carefully consider whether your participation will serve the needs of the Scouts or be a distraction.

MEDICAL TREATMENT NOTES

Packs need to contact Camp Staff for Emergency transport to and from the Health Lodge and local health facilities in non-emergency situations. If transportation is not available from the pack, check with the Reservation Director, Camp Director, or the Lead Commissioner for assistance.

PRESCRIPTION MEDICATION: A Den Leader may dispense any prescription if properly labeled with frequency and dosage by the pharmacy. All prescription drugs dispersed by the unit must be locked with restricted access and records kept detailing dispensing activity. If the unit chooses to, they may check-in all medication at the Health Lodge to be dispensed by the medical staff. Also, please note that needles used for insulin injections or other prescribed medications must be placed in the biohazard container located in the Health Lodge. The Health Lodge will also provide cold storage for medications requiring refrigeration.

Everyone should be familiar with basic first aid. It is important that each pack be prepared to treat minor cuts, scrapes, and abrasions. Bandaged wounds should be kept clean to aid in preventing infection, especially in an outdoor setting. The following is a list of recommended contents for a pack first aid kit:

- ◆ One 4" Roller Bandage
- ◆ One 2" Roller Bandage
- ◆ Two Rolls 1" Tape
- ◆ Two Triangular Cravats
- ◆ Four Elastic Bandages
- ◆ Antibacterial Soap
- ◆ One Box of Band-Aids
- ◆ Twelve 4x4 Sterile Pads
- ◆ Scissors
- ◆ Six Pairs of Latex Gloves
- ◆ Twelve 2x2 Sterile Pads
- ◆ Needle & Tweezers
- ◆ Safety Pins
- ◆ Sunburn Lotion
- ◆ Tylenol or Non-Aspirin Tablet

ACCIDENT, HEALTH, & ILLNESS INSURANCE COVERAGE

The Heart of America Council provides supplemental accident and illness insurance coverage for each registered member and leader of our council. This council-wide coverage protects each member all year long while attending official Scouting functions. Maximum benefits are \$15,000 for Accident Medical expenses and \$7,500 for Sickness Medical expenses (sickness that manifests itself during the Scouts activity). All claims are to be submitted directly to Council Service Center by the family. Claim forms may be obtained at the Council Center or the Health Lodge. Contact the Heart of America Council for further details.

NOTE: All units or individuals visiting the Theodore Naish Scout Reservation from out of council must provide their own insurance and claim forms, in case of accident or illness while at camp or in route to camp. You will be required to provide proof of coverage at check-in.



CAMP-WIDE PHOTO

The camp-wide photo will be taken after dinner on Day 1. Copies of the photo are available later in the session and can be purchased at the Trading Post. All units are encouraged to wear Class “A” uniforms or pack t-shirts.

TABLE WAITERS (KP’s)

The Theodore Naish Scout Reservation uses a table waiter system. Table waiters, assigned from your unit, report to the Dining Hall before the meal, and assist in being certain that the table is ready for the Scouts. During the meal, the waiter makes certain that the food is retrieved from the kitchen and placed on the table. Tables are assigned to each unit, and waiters eat at their assigned tables. Waiters also assist in the clean-up of the Dining Hall and of their tables after meals. Special instructions are given to all waiters at each meal to cover variables. Your first meal will be served at 6:00 PM on Day 1, and your last meal will be breakfast on Saturday morning (Session 1) or dinner on Saturday evening (Session 2). The following is a list of mealtime duties that the table waiter will be expected to handle:

- ◆ The table waiter (a Scout, not an adult) arrives at the Dining Hall following the KP call (30 minutes before mealtime).
- ◆ The table waiter must pass a cleanliness inspection by the commissioner staff. As in a normal restaurant situation, waiters are expected to have clean hands, and have on a clean shirt (NO SLEEVELESS SHIRTS ALLOWED). If they do not pass inspection, they will be required to clean themselves, and then be re-inspected, before they can begin their duties.
- ◆ The table waiter sets his assigned table with plates, glasses, and silverware for eight people.
- ◆ Special instructions will be given as the waiter sets his table. He can check and replenish sugar, salt, pepper, and napkins, if needed, at this time.
- ◆ When his table is set, the waiter should sit down and wait for further instructions.
- ◆ Food and drinks are picked up at the kitchen serving counter as directed by the staff.
- ◆ All additional campers will then enter the Dining Hall **and remain standing for grace**. After the blessing, waiters are sent to the kitchen by section to obtain any remaining items.

Everyone eats. Refills on drinks, bread, etc. are on an as needed basis. The food service staff will direct obtaining “seconds” of food, if available.

- ◆ At the conclusion of the meal and program, the Program Director will announce, “KPs please remain seated.” Clean up should not begin until the Dining Hall is dismissed. All food is scraped into one serving bowl, all liquids are put into pitchers, and the silverware is separated. The waiter then disposes of the garbage, and returns dirty dishes to the washing area in the order requested by the staff.
- ◆ Once the table is cleared, the waiter will wash the tabletop using a prepared solution. The floor under and around the table is to be swept, and the debris placed in trashcans. When each waiter’s area is clean, he holds up his hand for an area inspection. He cannot leave until dismissed by a staff member.
- ◆ The clean up after the meal should take between 12 to 15 minutes. If there is spilled food, the waiter responsible will be required to do some spot cleaning as well. **We request that there only be one waiter per table per meal, and that they follow directions closely.** Adults are not to perform or help perform KP (unless directed to do so by the camp staff).

DRINKING WATER & ICE

Each campsite is equipped with a drinking fountain outside the campsite latrine. Drinking lots of water is important during hot weather. Scouts should be encouraged to drink at least one gallon of water a day outside of meals. Packs are encouraged to bring water coolers to camp and keep them filled with ice water for their Scouts. Ice for coolers can be purchased at the camp Trading Post, but the unit must furnish cups (preferably a separate cup for each Scout or disposable).

RECYCLING

In an effort to help protect our environment, Naish will be recycling some items! Your assistance is crucial to this effort. Camp facilities, including campsites, will be furnished with recycling bins; please place appropriate recyclable materials in those bins. This is a list of materials that can be recycled:

- | | | |
|--------------|------------------|--|
| ◆ Cardboard | ◆ Phone Books | ◆ Soft drink cartons |
| ◆ Newspaper | ◆ Brochures | ◆ #1-#7 plastic containers |
| ◆ Catalogs | ◆ Office Paper | ◆ Shredded paper (only if in clear bags) |
| ◆ Ad Inserts | ◆ Manila Folders | ◆ Aluminum |
| ◆ Magazines | ◆ Junk Mail | |

FLAGS

United States flags can be checked out through the Central Camp Office. You are also welcome to fly your own United States and unit flags on the flag pole located in your campsite.

Camp Naish flag raising occurs at 7:25 AM daily (prior to breakfast) and flag lowering is at 5:55 PM daily (prior to dinner). **If your unit is not already on the Flag Mall at the precise time flags are being raised or lowered, pedestrian traffic should stop, come to attention and salute as appropriate.**

TRANSPORTATION & VEHICLE STORAGE POLICY

***Vehicles must be parked in Parking Lots upon arrival.
Trailers are to be parked in the Chickasaw Parking Lot near South Camp.***

Packs should plan to arrive at camp at 12:00 NOON on Day 1. Vehicles must be parked in parking lots upon arrival. Scouts are not permitted to keep cars at camp. The drivers of vehicles to the reservation must be at least 18 years of age, and possess a current driver's license. Be sure all cars and buses transporting your boys have adequate insurance. Boy Scouts of America regulations prohibit using the cargo area of trucks (including pick-ups with camper shells) and trailers for the transportation of passengers. Persons riding on the tailgates of station wagons is also prohibited. Please cooperate by keeping your Scouts off such equipment. Each occupant should have and use a seat belt. At the close of the session, those furnishing transportation should plan on picking-up Scouts around 9:30 AM on Saturday. Scouts should wear their uniforms when traveling to and from camp.

The maximum speed limit for all vehicles is 15 miles per hour. Driving of roads is not permitted, and all vehicles must be parked in designated parking areas. Absolutely no vehicles of any kind are allowed in the campsites. The Heart of America Council is not responsible for loss or damage caused by fire, storms, theft, or vandalism to any personal vehicles, or for any loss or damage to articles left in said vehicles.

USAGE POLICY OF MOTORIZED CARTS

The Health and Safety of all Scouts and Leaders attending is the first priority of our operation while they participate in outdoor programs at our summer camp operation. From time-to-time, youth members with disabilities may have a challenge with the amount of foot-travel that is required to participate in the programs at camp and are in need of special assistance in the form of a motorized cart while at camp. In order to protect all Scouts and leaders while in camp, the following guidelines have been established for the use of motorized vehicles, principally golf carts, for transportation of individuals with limited mobility.

- ◆ If available, Naish will provide transportation of youth with special needs. A Special Needs Request Form should be filed with the appropriate camp four weeks prior to the Scout arriving at camp.
- ◆ On the Scout's Camp Physical, the need for a motorized vehicle must be noted as required by the signing physician.
- ◆ Personal vehicles are not allowed, unless they are specifically designed for a particular Scout with a disability. Personal vehicles must be inspected by its authorized dealer or maintenance facility for the personal vehicle and approval for the suitability of use of the vehicle at camp must be provided in writing to the camp staff prior to being used at the camp so that it can be determined safe to operate on the rocky terrain found at both of our reservations. Not all such vehicles are designed or are safe in this environment and could put a scout at risk of injury. When a personal vehicle is used, a Certificate of Liability Insurance covering the vehicle must be presented to the camp staff. This Certificate must name the Council as a co-insured with limits of one million dollars.
- ◆ The assigned driver of the personal vehicle shall be over the age of 21. Youth shall not operate the vehicle.

- ◆ The personal vehicle must only be used for the purpose of transporting the Scout with a disability. Additional riders or operating the vehicle for other purposes will not be permitted.
- ◆ The camp will not provide vehicles for adult volunteer use.
- ◆ Adults may bring their own personal vehicle (which must be a single seat vehicle) to camp if the following criteria are met:
 - Their camp physical signed by a physician, states that they are in need of this type of assistance.
 - The personal vehicle is inspected by its authorized dealer or maintenance facility for the personal vehicle and approval for the suitability of use of the vehicle at camp must be provided in writing to the camp staff prior to being used at the camp so that it can be determined safe to operate on the rocky terrain found at both of our reservations.
 - The personal vehicle is operated only by the person authorized for its use and shall not be used to haul passengers.
 - A Special Needs Request Form MUST be filed with the appropriate camp four weeks prior to the Leader arriving at camp.
 - A Certificate of Liability Insurance which names the Council as co-insured must be provided to the camp staff with such limits of one million dollars.
 - All carts must have head lights, first aid kits and fire extinguisher.

The use of a personal vehicle authorized is restricted to the scout reservation where the approval has been given and shall not be used anywhere off that reservation or on public roads.

GENERAL SAFETY TIPS

- ◆ Always use the buddy system and hike in groups of four or more. Scouts need their leader's permission before going hiking. Note their route and ask them when they plan on returning to the campsite. Before leaving Central Camp, groups should fill out a hiking permit at the camp office in case of an emergency.
- ◆ Wear closed-toe shoes at all times to prevent cuts and bruises.
- ◆ Keep the latrine clean. It is your pack's responsibility to keep your assigned campsite's latrine clean while you are in camp. Do not dump chemicals in the latrine.
- ◆ Notify the camp ranger or a commissioner of dead trees, fallen limbs, threatening wildlife or equipment that needs repair in the campsite.
- ◆ Each night place trash in dumpsters that are behind the Dining Hall or at the Maintenance Barn.
- ◆ Stay off of the rappelling tower and C.O.P.E. Course unless you are under the direction of trained C.O.P.E. or climbing staff members.

ALCOHOLIC BEVERAGES & NARCOTIC DRUGS

The Heart of America Council will not tolerate the presence of alcoholic beverages, narcotics, drugs, or persons obviously under the influence of some, at any of our council camps. Violators will be asked to leave camp immediately. Leaders are expected to set an example for their boys to follow. Please announce to all parents coming to camp as part-time leaders, or to visit, that alcoholic beverages are banned from camp property.

FIREWORKS

Fireworks are not permitted at camp. Fireworks will be confiscated, and destroyed by the local fire marshal. Please make sure that your boys do not bring any fireworks to camp.

FIREARMS AND WEAPONS

Personal firearms, archery equipment, and sheath knives are not allowed in any area of camp including the archery and rifle ranges or outpost area. If brought to camp, these items must be turned-in to the Reservation Director until the unit checks out at the end of the camp session.

FIRE PROTECTION

In case of fire, notify the Central Camp Office immediately. Do not attempt to fight any fires yourself! Fire permits for campfires can be filed at the camp office.

PETS

Pets are not allowed on Reservation property.

HAMMOCKS

Due to past injuries to campers, hammocks are not permitted at camp.

ROPE SWINGS & PIONEERING PROJECTS

Due to their inherent risk, rope swings are prohibited at camp. All monkey bridges and pioneering projects constructed at camp must have the prior approval of Camp Management.

LIQUID FUEL POLICY

The use of liquid or jellied fuels such as gasoline, oil, sterno or kerosene for lighting, cooking, generators, or other motors other than automobiles is prohibited at camp. The storage of any type of liquid fuel in pack campsites is not allowed and strictly prohibited. The Council Health & Safety Risk Management and Camping Committees have agreed that the storage and/or possession of such fuels constitute a safety hazard to our Scouts at camp. There will be no exceptions to the above policy.

STAFF HOUSING AREA

Scouts and troop leaders are not permitted in camp staff housing areas. Remember that these areas comprise their homes for the entire summer. Staff members deserve just as much privacy in their living areas as your pack members deserves in its campsite.

DRESS CODE

Adults and youth are encouraged to wear Scout t-shirts or the uniform. No tube tops, short shorts, racing Speedos, or two-piece swimsuits. No open-toed shoes (i.e. sandals, flip flops). Additionally, sleeveless shirts are prohibited in the Dining Hall. As a reminder a Scout is morally straight. Dress should be appropriate to the camping experience. Dress should never be in question.

INSECT BITES

Anyone participating in outdoor activities should take steps to prevent exposure to insect and tick bites. The Department of Health recommends the following when participating in activities in areas where you suspect ticks are present:

- ◆ Wear long-sleeved shirts and long pants. Tuck pants into boots or socks.
- ◆ Wear light colored clothing to make it easier to spot ticks.
- ◆ Conduct frequent and thorough “tick checks.” Finding and removing ticks quickly is important.
- ◆ Wear insect repellents that help repel ticks.

WILDLIFE

The Theodore Naish Scout Reservation is home to many types of wild animals. A copy of the Heart of America Council Wildlife Plan is available. Please review and share this plan with your pack. Hunting or harming wildlife is not permitted. Only your Camp Nature Staff is authorized to collect and display wild animals. If you have an unwelcome snake or critter in your campsite, please contact the Central Camp Office and steps will be taken to address the situation.

CONSERVATION POLICIES

- ◆ Do not cut down any trees.
- ◆ Do not hike trails that are marked “Closed.” Do not cut across switchbacks.
- ◆ Only conduct conservation projects that have approval of the Camp Management.
- ◆ Never leave a fire unattended! Make sure to put it “dead out” with water.
- ◆ Please leave your campsite cleaner than you found it.
- ◆ Please pick-up any trash you find along camp trails.

SMOKING POLICY



The Naish Reservation is a NO SMOKING FACILITY. The designated smoking area(s) will be announced at the leaders’ meeting. Please do not sit in your vehicle in the parking lot and smoke (includes e-cigarettes).

EQUIPMENT DAMAGE CHARGES

Each camper and pack is responsible for taking care of the assigned camp equipment. In case of damage, the individual or pack is responsible for the cost of repairing or replacing the damaged item. The current fees for damages are as follows:

Canvas Replacement for Cots (Rips, Cuts, Writing on Canvas).....	\$35.00
Cot Replacement (when canvas and frame are both damaged.)	\$75.00
Cot End, Leg or Side Board Replacement.....	\$20.00
Picnic Table Boards	\$15.00
Rip in Tent.....	\$10.00 per Inch
Writing on Tent Canvas.....	\$25.00 min
Tent Replacement.....	\$365.00
Waterproofing Destroyed.....	Determined on a case-by-case basis



BOY SCOUTS OF AMERICA

HEART OF AMERICA COUNCIL
10210 Holmes Road
Kansas City, MO 64131-4212
816-942-9333
www.hoac-bsa.org

From The Program Director

Dear Camp Pack Leader,

Greetings! My name is Spencer Weaver and I will be returning as Program Director for the 2017 Camping Season. It is my desire to make 2017 at Theodore Naish Scout Reservation one of the best camping experiences for you and your scouts.

Since last year's camping season ended, your camp staff has been hard at work for you! Once again, we will be offering instruction utilizing the new Webelos and Arrow of Light Adventure and Elective Requirements, outlined on the following pages. **As you know, effective December 1, 2016, the BSA modified some Webelos and Arrow of Light Core and Elective Adventures in response to feedback from den leaders. Our summer programming has been adjusted to meet these new requirement changes.**

For 2017, we have made a schedule change and will now be offering a **Sunrise Chapel Service** at 6:45 AM before the breakfast meal. Second-Year Webelos will again be building **Bottle Rockets**. Plus, do not miss all of the fun on Night 2: **Free Swim, Tie-Dying, Dessert Contest, Akela Program, and Naish Heritage Night Hike!**

I wish to thank you for your hard work and dedication in this past year with your units and making camp an amazing experience. I look forward to greeting you upon your arrival to camp in June for a fun filled week your Scouts will remember fondly for years to come.

Yours in Scouting,

J. Spencer Weaver
2017 Program Director, Central Camp

IMPORTANT:

Scouts also need to bring their personal Webelos Scout Books to camp with them. It is the leader's responsibility to sign off for the requirements for activity pins.

CAMP STAFF WILL NOT SIGN THE WEBELOS BOOKS.



2017 NAISH WEBELOS PROGRAMMING OVERVIEW

The Theodore Naish Scout Reservation boasts a two-year Webelos summer programming rotation:

- ◆ The First-Year Webelos Program includes activities that introduce Scouts to an outdoor camping experience. Requirements for **Aquanaut, Build It, Building a Better World, Camper, First Responder, and Into the Wild** are offered.
- ◆ The Second-Year Webelos Program is designed to help prepare older Webelos for their transition to Boy Scouts and Boy Scout Camping. Highlights include shooting at Action Archery, rappelling at the Climbing Tower, and launching bottle rockets.


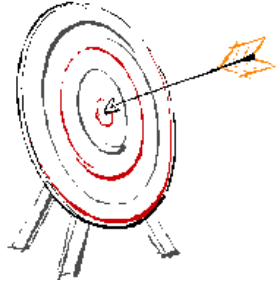




While pack leaders check in to camp, the Program Director will use the reported unit Scout numbers to divide up the session's Packs into a rotation schedule. First- and Second-Year Webelos will be assigned to their respective programs. Pack Leaders will receive their daily activity schedules at the Adult Leader's Meeting at 4:00 PM in the Campfire Arena on the first day of the session.

Many of the offered activities have a limited capacity. **It is important for units to adhere to the assigned schedule.** Not following the schedule can lead to too many boys at an activity session, causing a problem for Scout participation at activities like Archery or BB Guns.








Webelos will be assigned to the standard Webelos Program, outlined on the following two pages. Some flexibility is possible to accommodate schedule changes. **All requests for schedule changes must be made to the Program Director by the end of the Leader's Meeting at 4:00 PM on the first day of the session.**

Webelos Extra Programs are offered twice a day (11:00 AM and 4:00 PM). **Sign-ups for the electives are first-come, first-served and will take place inside the Commissioner's Cabin at the conclusion of the Leader's Meeting on the first day of the session.**








FIRST-YEAR WEBELOS STANDARD PROGRAM

			
AQUANAUT	ARCHERY	BB SHOOTING	BUILD IT
Location	Location	Location	Location
Pool	Archery Range	Rifle Range	Handicraft Lodge
Anticipated Costs	Anticipated Costs	Anticipated Costs	Anticipated Cost
None	None	None	None
Information	Information	Information	Information
Requirements 5 will be completed on Day 1 of Camp. Requirements 1 - 4, 8 and 9 will be covered in class.	Safety instruction and stationary shooting will be covered. Webelos will fulfill Level 1 Requirements for NEW Webelos Shooting Sports Award.	Safety instruction and target practice will be covered. Webelos will fulfill Level 1 Requirements for NEW Webelos Shooting Sports Award.	Requirements 1 - 3 can be completed.
			
BUILDING A BETTER WORLD	OUTDOORSMAN	FIRST RESPONDER	INTO THE WILD
Location	Location	Location	Location
Great House	Scoutcraft	Dining Hall	Nature Lodge
Anticipated Costs	Anticipated Costs	Anticipated Costs	Anticipated Costs
None	None	None	None
Information	Information	Information	Information
"International Scouting" Requirement 6A will be completed.	Option B: Requirements 2 - 4 will be completed.	Requirements 1 - 5 will be completed.	Requirements 5 - 8 will be completed.

SECOND-YEAR WEBELOS STANDARD PROGRAM

			
ACTION ARCHERY	ADVENTURES IN SCIENCE	BB SHOOTING	EARTH ROCKS
Location	Location	Location	Location
Action Archery Range	Nature Lodge	Rifle Range	Nature Lodge
Anticipated Costs	Anticipated Costs	Anticipated Costs	Anticipated Cost
None	None	None	None
Information	Information	Information	Information
Safety instruction and challenging shooting will be covered. Webelos will fulfill Level 1 Requirements for NEW Webelos Shooting Sports Award.	Requirements 3d, 3g and 3h will be completed.	Safety instruction and target practice will be covered. Webelos will fulfill Level 1 Requirements for NEW Webelos Shooting Sports Award.	Requirements 1 - 3 and 5 will be completed.
			
INTO THE WOODS	RAPPELLING & COPE GAMES	ROCKETS	
Location	Location	Location	
Nature Lodge	Climbing Tower	North Meadow	
Anticipated Costs	Anticipated Costs	Anticipated Costs	
None	None	None	
Information	Information	Information	
Requirements 1 - 3, 5 and 6 will be completed.	Learn the basics of safe climbing and rappelling	Completion will fulfill Adventures in Science Requirement 3d. Returning for 2017! Webelos will construct Bottle Rockets.	

2017 WEBELOS EXTRA PROGRAMS

			
ACTION ARCHERY	ARCHERY	AWARE AND CARE	BB SHOOTING
Location	Location	Location	Location
Action Archery Range	Archery Range	Dining Hall	Rifle Range
Anticipated Costs	Anticipated Costs	Anticipated Costs	Anticipated Costs
None	None	None	None
Information	Information	Information	Information
Safety instruction and challenging shooting will be covered. Webelos will fulfill Level 1 Requirements for NEW Webelos Shooting Sports Award.	Safety instruction and stationary shooting will be covered. Webelos will fulfill Level 1 Requirements for NEW Webelos Shooting Sports Award.	Requirements 1, 3 and 4d will be completed.	Safety instruction and target practice will be covered. Webelos will fulfill Level 1 Requirements for NEW Webelos Shooting Sports Award.
			
GETAWAY	CHESS	DISC GOLF & ULTIMATE FRISBEE	
Location	Location	Location	
Scoutcraft	Giant Chess Board	North Meadow	
Anticipated Costs	Anticipated Costs	Anticipated Costs	
None	None	None	
Information	Information	Information	
NEW for 2017! Requirements 1b, 1c, 2c, and 2d will be completed.	Learn how to play the classic game of Chess...on a GIANT Chess Board!	Practice and play on Naish's own Disc Golf Course!	

2017 WEBELOS EXTRA PROGRAMS

			
DUTY TO GOD AND YOU	DUTY TO GOD IN ACTION	FIX IT!	GEOCACHING COURSE
Location	Location	Location	Location
Camp Chapel	Camp Chapel	Maintenance Barn	Scoutcraft
Anticipated Costs	Anticipated Costs	Anticipated Costs	Anticipated Cost
None	None	None	None
Information	Information	Information	Information
Requirements 1 and 3 will be completed.	Requirements 1, 2, and 5 will be completed.	Requirements 3, 4a, 4f, 4g, 4h, and 4j will be completed.	Go on a fun and challenging Geocaching Course! Camper Requirement 6 can be completed.
		Our Webelos Theme for 2017:	
LEAVE NO TRACE	WHITTLING CHIP		
Location	Location	<i>"Road Trip Across America"</i>	
Nature Lodge	Scoutcraft		
Anticipated Costs	Anticipated Costs		
None	None		
Information	Information		
Scouts will play outdoor games and learn about the principles and importance of Leave No Trace Camping.	Requirements 1 – 5 will be completed to earn the Whittling Chip Card.		



MEALTIME & EVENING ACTIVITIES AVAILABLE

The Camp Naish Staff has been hard at work at planning exciting mealtime and evening programs for your unit. Below, find an outline of scheduled events and descriptions. **Any schedule changes will be announced upon arrival to camp.**

DAY 2 PROGRAMMING:

CAMP SUNRISE CHAPEL SERVICE

All Webelos and leaders are invited to attend the Camp Sunrise Chapel Service **before breakfast on Day 2**. This inter-faith camp-wide vesper service **will begin at 6:45 AM in the Camp Chapel** and will be led by the Camp Chaplain. The Chaplain would be pleased to include your Scouts or leaders who would like to assist with the worship service, especially (but not only) if they have musical instruments! Please let the Chaplain know of your interest as soon as you arrive in camp. New Testaments will be available during vespers for Scouts who do not already own one.

PLEASE NOTE: Webelos Scouts and leaders are encouraged to wear “Class A” Uniforms for Chapel Service.

NIGHT SWIM

Come feel the chill! On Night 2, the Pool Staff will be offering a nighttime swim. To help with crowd control, the schedule will be as follows:

NORTH CAMPSITES:

Cheyenne, Apache, Delaware, Cherokee 6:00-7:00 PM

SOUTH CAMPSITES:

Osage, Pawnee, Navajo, Sioux, Shawnee, Kiowa, Chickasaw 7:00-8:00 PM

TIE-DYING

All Scouts should bring a blank white t-shirt to camp with them. The Handicraft Staff will help offer Scouts an opportunity for tie-dying during camp. To help with crowd control, the schedule will be as follows:

NORTH CAMPSITES:

Cheyenne, Apache, Delaware, Cherokee 7:00 – 8:00 PM

SOUTH CAMPSITES:

Osage, Pawnee, Navajo, Sioux, Shawnee, Kiowa, Chickasaw 6:00 – 7:00 PM



MEALTIME & EVENING ACTIVITIES AVAILABLE

DESSERT COOK-OFF

The Famous Dessert Cook Off is at 7:30 PM on Night 2. Bring your pack's most famous or infamous dessert to the Commissioner's Cabin. Best desserts will receive award recognition. **Packs should provide their own ingredients, equipment, and utensils to cook these desserts.**

AKELA PROGRAM

This exciting camp program is for **second-year Webelos only**, and is held at the **Campfire Arena on Night 2 at 8:00 PM**. This event is conducted by the Camp Staff and by the Order of the Arrow, the National Honor Society of the Boy Scouts. **"Class A" Uniform required.** A brief introduction to Boy Scouts is included.

NAISH HERITAGE NIGHT HIKE

The Theodore Naish Scout Reservation has a rich history full of tradition and adventure! Come learn about the Camp Naish Story from members of the Camp Naish Staff. Participants will take a hike throughout the Reservation. Highlights include the remnants of Mr. and Mrs. Theodore Naish's Cabin and the Point in South Camp. **Hikes will start at 8:30 PM on Night 2 at the Central Camp Office, and is approximately 4 miles. Sign up for this fun event in the Central Camp Office.** This is an experience you will not forget!

DAY 3 PROGRAMMING:

ADULT BELLY FLOP CONTEST

Send down your leaders with the most flare or gut to compete in our camp-wide Adult Belly Flop Contest, which **will take place after lunch on Day 3.**

ADDITIONAL PACK PROGRAMMING:

SPECIAL UNIT REQUEST or CAMPSITE COOKING

Does your unit need food for a hike, softball game, or special event? Would you like to do Campsite Cooking for one meal with foil dinners? We can help you out!

Contact the HOAC Camping Center to make arrangements. Please provide and use pack equipment or utensils to cook these meals.



ADULT LEADER ACTIVITIES

Coffee for leaders is available all day on the porch of the Commissioner's Cabin, which is located off the side of the Flag Mall. Coffee is also available during meals in the Dining Hall. Adult leaders are encouraged to check in on Scouts at the various program areas throughout the camping session.

LEADER TRAINING COURSES

Training opportunities for all pack leaders will be available throughout the session. Dates, times, and locations will be announced at meals and posted at the Commissioner's Cabin during each session.

CUB SCOUTING PROGRAM UPDATES AND CHANGES

This training will help prepare unit leaders for the new Cub Scouting program changes and updates.

SAFE SWIM DEFENSE & SAFETY AFLOAT

Training offered in the Scouting policies on swimming activities. At least one pack leader should be certified in Safe Swim Defense before a pack has a swimming activity.

WEATHER HAZARDS

Training offered in the recognition of severe weather conditions and the Scouting policies on activity planning and preparation in the event of severe weather.

BOY SCOUT FAST START

Adult leaders will receive Basic Adult Leader training on the structure and purposes of the Boy Scouts. This training is strongly suggested for any leaders moving on to the Boy Scout program.

Be sure to visit the Heart of America Council website for training and camping updates at <http://www.hoac-bsa.org>.

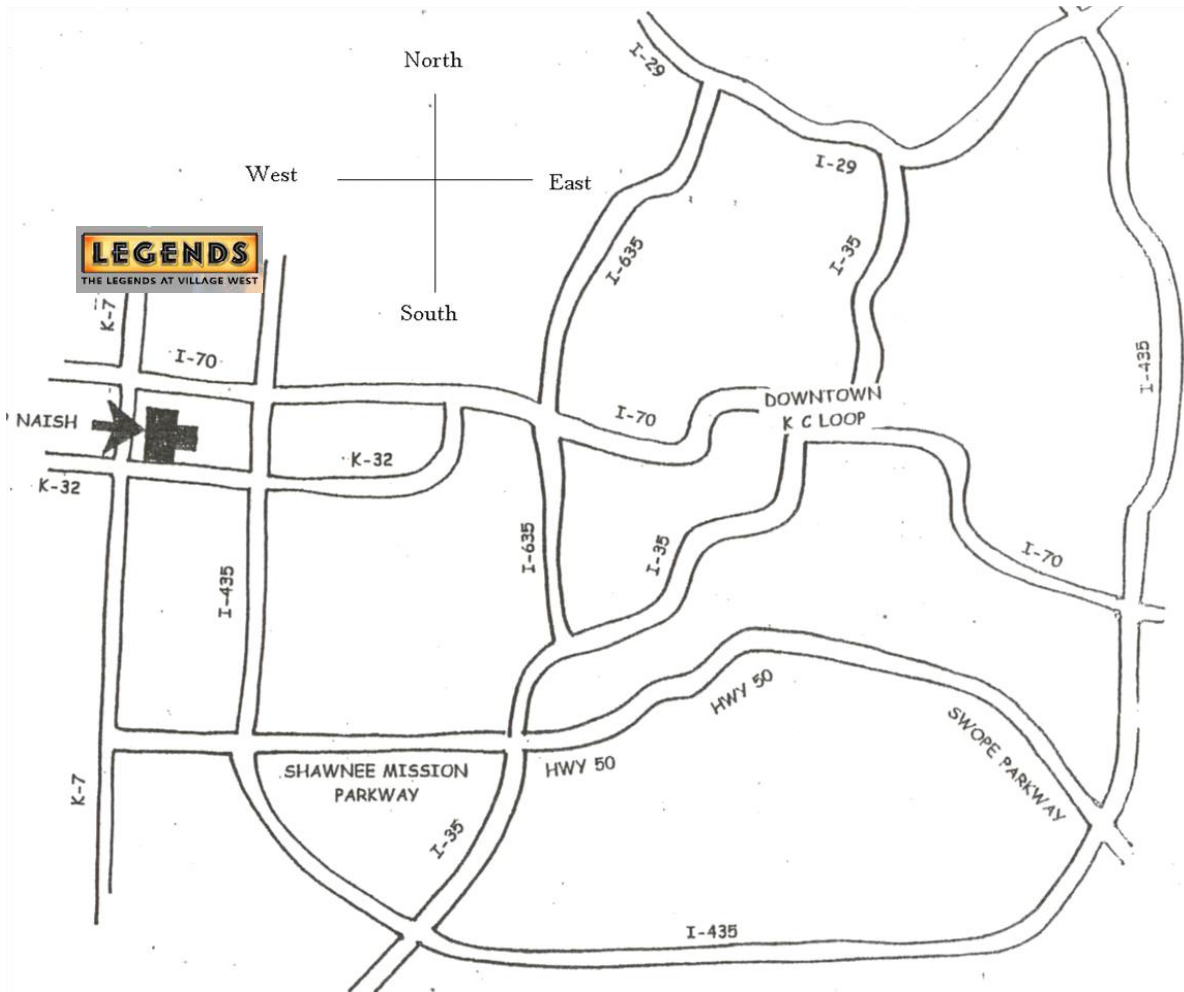
2018 Registration Information

ONLINE WEBELOS REGISTRATION OPENS JANUARY 8, 2018.

More information will be mailed to the persons registered as Committee Chair and Cubmaster in early fall.

APPENDIX

Directions to the Theodore Naish Scout Reservation



The Theodore Naish Scout Reservation is located 5 miles from the junction of I-435 and K-32. The address of the reservation is 1100 Martinek Lane, Kansas City, Kansas 66111. The Naish Scout Reservation is between K-7 and 435, and North of K-32.

From 435: Take 435, to K-32 (K-32 exit is South of the I-70/Legends interchange). Exit K-32 and go WEST (right) on K-32 to 121st Street. Turn North (RIGHT) on 121st Street and follow the winding road to the entrance of Naish Scout Reservation.

From K-7. Go NORTH on K-7 to the K-7/K-32 Junction. Go EAST on K-32 to 121st Street. Turn LEFT on 121st Street and follow the winding road to the entrance of Naish Scout Reservation.

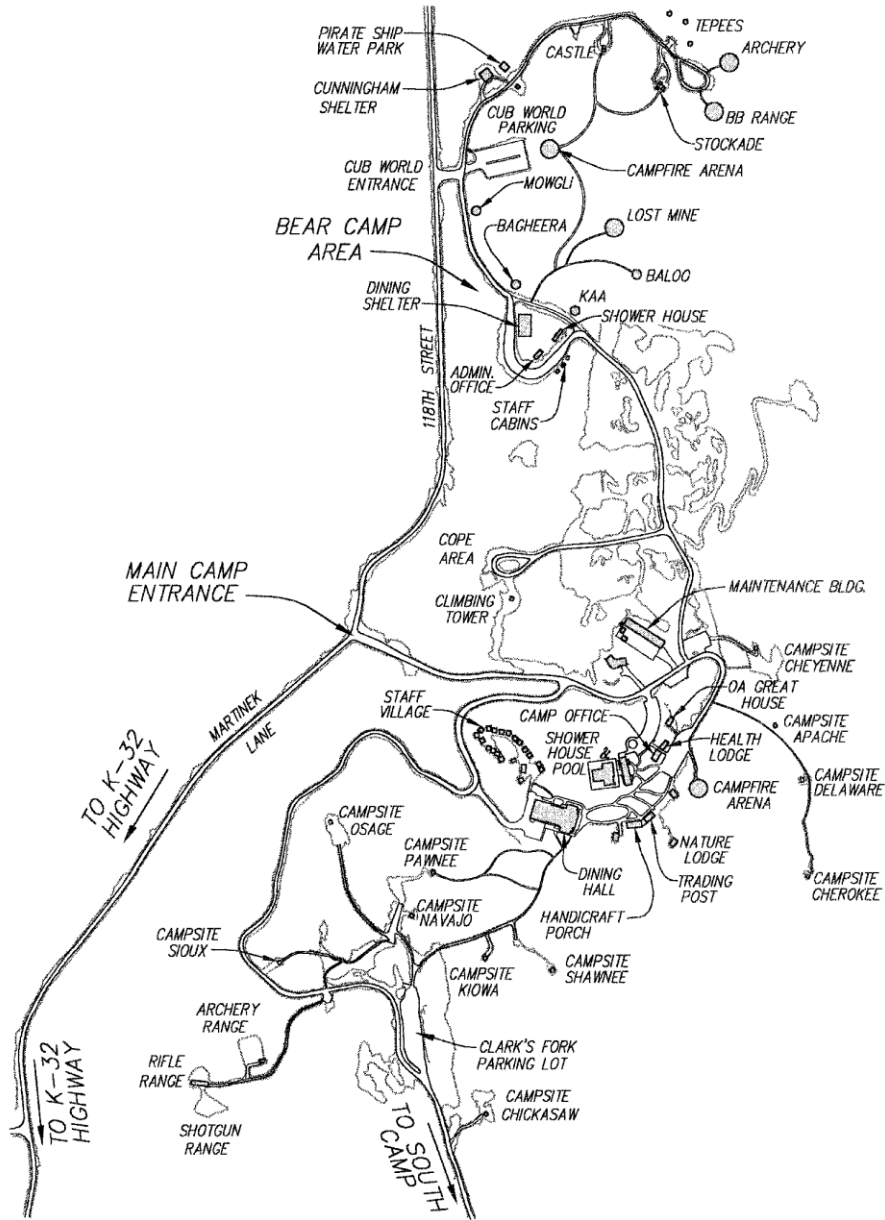
You can get door to door driving directions from most internet directions sites.

THEODORE NAISH SCOUT RESERVATION

CENTRAL CAMP & CUB WORLD

1100 MARTINEK LANE
 KANSAS CITY, KANSAS 66111
 (913) 422-1035

JUNE, 2005



HEART OF AMERICA COUNCIL
 BOY SCOUTS OF AMERICA

Part A: Informed Consent, Release Agreement, and Authorization

Full name: _____
DOB: _____

High-adventure base participants:
Expedition/crew No.: _____
or staff position: _____

Informed Consent, Release Agreement, and Authorization
I understand that participation in Scouting activities involves the risk of personal injury, including death, due to the physical, mental, and emotional challenges in the activities offered. Information about those activities may be obtained from the venue, activity coordinators, or your local council. I also understand that participation in these activities is entirely voluntary and requires participants to follow instructions and abide by all applicable rules and the standards of conduct.

In case of an emergency involving me or my child, I understand that efforts will be made to contact the individual listed as the emergency contact person by the medical provider and/or adult leader. In the event that this person cannot be reached, permission is hereby given to the medical provider selected by the adult leader in charge to secure proper treatment, including hospitalization, anesthesia, surgery, or injections of medication for me or my child. Medical providers are authorized to disclose protected health information to the adult in charge, camp medical staff, camp management, and/or any physician or health-care provider involved in providing medical care to the participant. Protected Health Information/Confidential Health Information (PHI/CHI) under the Standards for Privacy of Individually Identifiable Health Information, 45 C.F.R. §§160.103, 164.501, etc. seq., as amended from time to time, includes examination findings, test results, and treatment provided for purposes of medical evaluation of the participant, follow-up and communication with the participant's parents or guardian, and/or determination of the participant's ability to continue in the program activities.

(If applicable) I have carefully considered the risk involved and hereby give my informed consent for my child to participate in all activities offered in the program. I further authorize the sharing of the information on this form with any BSA volunteers or professionals who need to know of medical conditions that may require special consideration in conducting Scouting activities.

With appreciation of the dangers and risks associated with programs and activities, on my own behalf and/or on behalf of my child, I hereby fully and completely release and waive any and all claims for personal injury, death, or loss that may arise against the Boy Scouts of America, the local council, the activity coordinators, and all employees, volunteers, related parties, or other organizations associated with any program or activity.

I also hereby assign and grant to the local council and the Boy Scouts of America, as well as their authorized representatives, the right and permission to use and publish the photographs/film/videotapes/electronic representations and/or sound recordings made of me or my child at all Scouting activities, and I hereby release the Boy Scouts of America, the local council, the activity coordinators, and all employees, volunteers, related parties, or other organizations associated with the activity from any and all liability from such use and publication. I further authorize the reproduction, sale, copyright, exhibit, broadcast, electronic storage, and/or distribution of said photographs/film/videotapes/electronic representations and/or sound recordings without limitation at the discretion of the BSA, and I specifically waive any right to any compensation I may have for any of the foregoing.



NOTE: Due to the nature of programs and activities, the Boy Scouts of America and local councils cannot continually monitor compliance of program participants or any limitations imposed upon them by parents or medical providers. However, so that leaders can be as familiar as possible with any limitations, list any restrictions imposed on a child participant in connection with programs or activities below.



List participant restrictions, if any: None

I understand that, if any information I/we have provided is found to be inaccurate, it may limit and/or eliminate the opportunity for participation in any event or activity. If I am participating at Philmont, Philmont Training Center, Northern Tier, Florida Sea Base, or the Summit Bechtel Reserve, I have also read and understand the supplemental risk advisories, including height and weight requirements and restrictions, and understand that the participant will not be allowed to participate in applicable high-adventure programs if those requirements are not met. The participant has permission to engage in all high-adventure activities described, except as specifically noted by me or the health-care provider. If the participant is under the age of 18, a parent or guardian's signature is required.

Participant's signature: _____ Date: _____

Parent/guardian signature for youth: _____ Date: _____

(If participant is under the age of 18)

Second parent/guardian signature for youth: _____ Date: _____

(If required; for example, California)

Complete this section for youth participants only:

Adults Authorized to Take to and From Events:
You must designate at least one adult. Please include a telephone number.

Name: _____ Name: _____

Telephone: _____ Telephone: _____

Adults NOT Authorized to Take Youth To and From Events:

Name: _____ Name: _____

Telephone: _____ Telephone: _____



Part B: General Information/Health History

Full name: _____

High-adventure base participants:

Expedition/crew No.: _____

or staff position: _____

DOB: _____

Age: _____ Gender: _____ Height (inches): _____ Weight (lbs.): _____

Address: _____

City: _____ State: _____ ZIP code: _____ Telephone: _____

Unit leader: _____ Mobile phone: _____

Council Name/No.: _____ Unit No.: _____

Health/Accident Insurance Company: _____ Policy No.: _____



Please attach a photocopy of both sides of the insurance card. If you do not have medical insurance, enter "none" above.



In case of emergency, notify the person below:

Name: _____ Relationship: _____

Address: _____ Home phone: _____ Other phone: _____

Alternate contact name: _____ Alternate's phone: _____

Health History

Do you currently have or have you ever been treated for any of the following?

Yes	No	Condition	Explain
		Diabetes	Last HbA1c percentage and date:
		Hypertension (high blood pressure)	
		Adult or congenital heart disease/heart attack/chest pain (angina)/heart murmur/coronary artery disease. Any heart surgery or procedure. Explain all "yes" answers.	
		Family history of heart disease or any sudden heart-related death of a family member before age 50.	
		Stroke/TIA	
		Asthma	Last attack date:
		Lung/respiratory disease	
		COPD	
		Ear/eyes/nose/sinus problems	
		Muscular/skeletal condition/muscle or bone issues	
		Head injury/concussion	
		Altitude sickness	
		Psychiatric/psychological or emotional difficulties	
		Behavioral/neurological disorders	
		Blood disorders/sickle cell disease	
		Fainting spells and dizziness	
		Kidney disease	
		Seizures	Last seizure date:
		Abdominal/stomach/digestive problems	
		Thyroid disease	
		Excessive fatigue	
		Obstructive sleep apnea/sleep disorders	CPAP: Yes <input type="checkbox"/> No <input type="checkbox"/>
		List all surgeries and hospitalizations	Last surgery date:
		List any other medical conditions not covered above	



Prepared. For Life.®

680-001
2014 Printing

Part B: General Information/Health History

Full name: _____
 DOB: _____

High-adventure base participants:
 Expedition/crew No.: _____
 or staff position: _____

Allergies/Medications

Are you allergic to or do you have any adverse reaction to any of the following?

Yes	No	Allergies or Reactions	Explain	Yes	No	Allergies or Reactions	Explain
		Medication				Plants	
		Food				Insect bites/stings	

List all medications currently used, including any over-the-counter medications.

CHECK HERE IF NO MEDICATIONS ARE ROUTINELY TAKEN. IF ADDITIONAL SPACE IS NEEDED, PLEASE INDICATE ON A SEPARATE SHEET AND ATTACH.

Medication	Dose	Frequency	Reason

YES NO Non-prescription medication administration is authorized with these exceptions: _____

Administration of the above medications is approved for youth by:

_____/_____
 Parent/guardian signature MD/DO, NP, or PA signature (if your state requires signature)

! Bring enough medications in sufficient quantities and in the original containers. Make sure that they are NOT expired, including inhalers and EpiPens. You SHOULD NOT STOP taking any maintenance medication unless instructed to do so by your doctor. **!**

Immunization

The following immunizations are recommended by the BSA. Tetanus immunization is required and must have been received within the last 10 years. If you had the disease, check the disease column and list the date. If immunized, check yes and provide the year received.

Yes	No	Had Disease	Immunization	Date(s)	Please list any additional information about your medical history:
			Tetanus		
			Pertussis		
			Diphtheria		
			Measles/mumps/rubella		
			Polio		
			Chicken Pox		
			Hepatitis A		
			Hepatitis B		
			Meningitis		
			Influenza		
			Other (i.e., HIB)		
			Exemption to immunizations (form required)		

DO NOT WRITE IN THIS BOX
 Review for camp or special activity.
 Reviewed by: _____
 Date: _____
 Further approval required: Yes No
 Reason: _____
 Approved by: _____
 Date: _____

THIS PAGE INTENTIONALLY LEFT BLANK

LETTER TO EMPLOYER OR SPOUSE REQUEST FORM

The Heart of America Council stands ready to send a letter to your supervisor or company informing them of the leadership you provide to the Scouts in your unit while at summer camp. We will also stress the importance of this summer camp experience for each Scout. To have a letter sent on your behalf, please complete the information below and turn it in to the camp office during the check in process.

PRINT LEGIBLY

SCOUTER'S NAME: *(Circle one)* MR MRS MS _____

ADDRESS _____
Number street city state zip

PHONE NUMBER: H) _____ B) _____

(please circle one) PACK TROOP

UNIT NUMBER _____ DISTRICT _____

DATES IN CAMP _____ CAMP ATTENDED _____

SEND LETTER TO

Supervisor's OR Spouse's Name: *(Circle either supervisor or spouse)*

Mr. Mrs. Ms. _____

Supervisor's Position or Title _____

Company Name _____

Address _____

City & State _____ Zip Code _____

RETURN TO: HOAC, 10210 Holmes Rd, Kansas City, MO 64131
fax: 816-569-4981

Date Letter Sent:	FOR HOAC OFFICE USE ONLY
	by _____

THIS PAGE INTENTIONALLY LEFT BLANK



The Significance of a Camp Photograph

The value of owning a camp photograph can be seen in such historical events as Theodore Roosevelt standing with a group of Boy Scouts at his national headquarters in Sagamore Hills. Throughout the decades, many of our United States presidents and national leaders have documented their involvement in and support of the Boy Scouts of America by standing with them in a group photograph. Many of these photographs are displayed in places of honor. They stand as a silent reminder to the viewer that many of the same principles that made our nation great were first introduced to these young leaders during their experience in Scouting. By participating in a group photograph, you too become a part of this rich, longstanding heritage of Scouting.





2017 PRE-CAMP ORDER WEBELOS CAMP – ONLINE ONLY THEODORE NAISH SCOUT RESERVATION

ONE ONLINE ORDER PER PACK

Receive a DISCOUNT when your pack orders and pays in full for all camp T-shirts and camp-wide photos ordered by May 12, 2017. Your order will be pre-packaged and waiting at the camp trading post.

**Order ONLINE ONLY by May 12, 2017 at <http://PreOrderWebelos.kintera.org>
Discounted rate is valid if paid in full on or before May 12, 2017**

Be prepared to enter the following information online:
Camp Session: 1 / 2 / 3 / 4 / 5 / 6 / 7 / 8 / 9 / 10
Pack Number, District
Unit Leader Name, Address, Phone Number, Email Address
T-Shirt Quantity and Size Orders; Camp Photo Orders

The following items are available for your pack to pre-order for camp:

QUANTITY	DESCRIPTION	PRICE AT CAMP	Discount Pre-Camp Price (if paid by 5/12/17)	TOTAL PRICE
	Youth Medium 100% Cotton	\$12.00	\$10.00	
	Youth Large 100% Cotton	\$12.00	\$10.00	
	Men's Small 100% Cotton	\$12.00	\$10.00	
	Men's Medium 100% Cotton	\$12.00	\$10.00	
	Men's Large 100% Cotton	\$12.00	\$10.00	
	Men's X-Large 100% Cotton	\$12.00	\$10.00	
	Men's XX-Large 100% Cotton	\$13.00	\$11.00	
	Men's XXX-Large 100% Cotton	\$14.00	\$12.00	
	Men's XXXX-Large 100% Cotton	\$15.00	\$13.00	
	Youth Medium Moisture Wicking Tee	\$17.00	\$15.00	
	Youth Large Moisture Wicking Tee	\$17.00	\$15.00	
	Men's Small Moisture Wicking Tee	\$17.00	\$15.00	
	Men's Medium Moisture Wicking Tee	\$17.00	\$15.00	
	Men's Large Moisture Wicking Tee	\$17.00	\$15.00	
	Men's X-Large Moisture Wicking Tee	\$17.00	\$15.00	
	Men's XX-Large Moisture Wicking Tee	\$19.00	\$17.00	
	Men's XXX-Large Moisture Wicking Tee	\$20.00	\$18.00	
	Men's XXXX-Large Moisture Wicking Tee	\$21.00	\$19.00	
	Camp-Wide Photo	\$10.00	\$9.00	
Total Enclosed			\$	

ACCT: 1-6711-902-21 Event Code: 902

To Customize, contact RL Brooks at contact@seenmerch.com.

YOUTH SPECIAL NEEDS REQUEST
REQUEST FOR PHYSICAL ARRANGEMENTS ASSISTANCE
*****INCLUDES SPECIAL DIETARY REQUESTS*****
MUST BE COMPLETED BY
JUNE 1, 2017

Please Print or Type

Unit Type: _____ Unit Number: _____ District: _____
(Troop, Crew, etc)

If Summer Camp, Session, Camp, and Campsite: _____

Event Name: _____

Unit Leader Making Request: _____ Phone #: (____) _____

Request Made For (Name of Youth): _____ Age _____

Type of Physical Arrangement, Assistance Requested or Special Dietary Request:

Date Filed with Camping Services: _____ Copy to Reservation on: _____

Copy to Dining Hall Coordinator on _____ Other: _____

Return to: HOAC, 10210 Holmes Rd, Kansas City, MO 64131 fax: 816-569-4981

THIS PAGE INTENTIONALLY LEFT BLANK

National Summertime Pack Award Application



Cub Scout Pack No. _____ of Chartered Organization _____ Name _____

has qualified for this award by conducting a pack activity in the summer months of _____
Year

	JUNE	JULY	AUGUST
Type of pack activity	_____	_____	_____
Number of dens participating	_____	_____	_____
Number of dens qualifying (50 percent of the den's Cub Scouts participating)	_____	_____	_____
Number of the pack's Tiger Scouts participating	_____	_____	_____
Number of the pack's Wolf Scouts participating	_____	_____	_____
Number of the pack's Bear Scouts participating	_____	_____	_____
Number of the pack's Webelos Scouts participating	_____	_____	_____
Number of parents/family members participating	_____	_____	_____

Please send us the following National Summertime Pack Award items:



One Pack Award Certificate, No. 33731



_____ Tiger pins, No. 14332



_____ Wolf pins, No. 14333



_____ Bear pins, No. 14334



_____ Webelos pins, No. 14335



One Pack Award Streamer, No. 17808



_____ Den participation ribbons, No. 616254



BOY SCOUTS OF AMERICA®

SUMMERTIME ACTIVITIES TRACKING SHEET

JUNE

Leader(s) responsible _____

Pack activity _____

Location _____ Date _____ Time _____

Number of dens that participated _____ Number of dens with at least 50 percent of members present _____

Number of Tiger Scouts participating _____ Number of Wolf Scouts participating _____

Number of Bear Scouts participating _____ Number of Webelos Scouts participating _____

Number of parents/family members participating _____

Comments _____

JULY

Leader(s) responsible _____

Pack activity _____

Location _____ Date _____ Time _____

Number of dens that participated _____ Number of dens with at least 50 percent of members present _____

Number of Tiger Scouts participating _____ Number of Wolf Scouts participating _____

Number of Bear Scouts participating _____ Number of Webelos Scouts participating _____

Number of parents/family members participating _____

Comments _____

AUGUST

Leader(s) responsible _____

Pack activity _____

Location _____ Date _____ Time _____

Number of dens that participated _____ Number of dens with at least 50 percent of members present _____

Number of Tiger Scouts participating _____ Number of Wolf Scouts participating _____

Number of Bear Scouts participating _____ Number of Webelos Scouts participating _____

Number of parents/family members participating _____

Comments _____

Date needed _____ Cubmaster signature _____

Pack committee chair signature _____

Send to _____

Name

Street, city, state, zip code

TO ASSURE PROMPT RECOGNITION, SUBMIT APPLICATION TO LOCAL COUNCIL SERVICE CENTER AS SOON AS POSSIBLE AFTER YOUR AUGUST ACTIVITY.

Camp Transfer Request

District _____ Unit # _____ Primary Contact Name _____

- ____ Bartle Boy Scout Camp
- ____ Naish Boy Scout Camp
- ____ Rotary Boy Scout Camp

- ____ Webelos Resident Camp
- ____ Bear Resident Camp
- ____ Cub Scout Day Camp

Session _____ Camp _____ Campsite _____

Names of Scout _____

Names of Full-time Leader _____

Names of Part-time Leaders _____

Transfer reservations to:

- ____ Bartle Boy Scout Camp
- ____ Naish Boy Scout Camp
- ____ Rotary Boy Scout Camp

- ____ Webelos Resident Camp
- ____ Bear Resident Camp
- ____ Cub Scout Day Camp

Session _____ Camp _____ Campsite _____

*Camping with District _____ Unit # _____ Primary Contact Name _____

____ (√) These Scout(ers)/registration(s) are transferring their BSA membership to this unit. Registration and funds totaling \$ _____ will be transferred to the new unit.

We authorize the Heart of America Council, BSA to transfer the above reservations. We fully understand that the primary unit will be financially responsible for these reservations unless their BSA membership is transferred.

Unit Leader Signature (Scoutmaster or Cubmaster)

Committee Chairman Signature

Date

We have agreed to provide leadership for the above Scouts and Scouters.

*Unit Leader Signature (Scoutmaster or Cubmaster)

* Committee Chairman Signature

Date

SCOUT OATH

On my honor I will do my best
To do my duty to God and my country
And to obey the Scout Law;
To help other people at all times;
To keep myself physically strong,
Mentally awake, and morally straight.

SCOUT LAW

A Scout is:
Trustworthy
Loyal
Helpful
Friendly
Courteous
Kind
Obedient
Cheerful
Thrifty
Brave
Clean
Reverent

