2010-11 Online Volleyball Rules Clinic

Cindy Adsit
Assistant Executive Director
Washington Interscholastic Activities Association

WIAA Est. 1905
WASHINGTON INTERSCHOLASTIC ACTIVITIES ASSOCIATION

2010-11 NFHS Volleyball

- Rules Changes
- Major Editorial Changes
- Points of Emphasis
- Rules Interpretations



Scoring Points
Rule 1-3-1

REFEREE

Clarifies when a point is scored at end of rally.

© REFEREE ENTERPRISES, INC. 2010

Frame 1

Suspension — Forfeit
Rule 1-7-2

REFEREE

Should the head coach be removed from the premises for unsporting conduct and no other school personnel is present, the match shall be declared a forfeit, unless determined otherwise by the state association.

© REFEREE ENTERPRISES, INC. 2010

Frame 2

Libero Replacement Zone
Rule 2-1-8

REFEREE

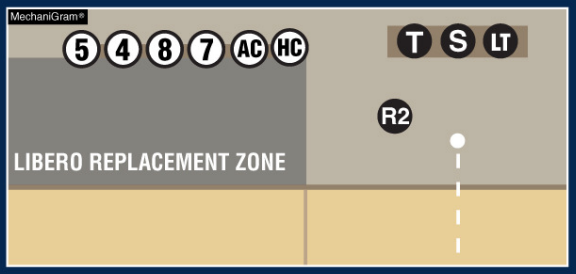

The physical location of the libero replacement zone is the area near the sideline between the attack line and the end line. Specific markings on the floor are not necessary.

© REFEREE ENTERPRISES, INC. 2010

Frame 3

Non-team Members
Rules 2-5, 9-8-1f

REFEREE

If a non-team member (media personnel, officials, etc.) is in playable area and in the referee's judgment interferes with a player's legitimate effort to play the ball, a replay is declared. Substitutes, coaches and trainers are considered team members.

© REFEREE ENTERPRISES, INC. 2010

Frame 4

Team Members, Teammates and Players Rules 6-1, 6-2 and 2-5

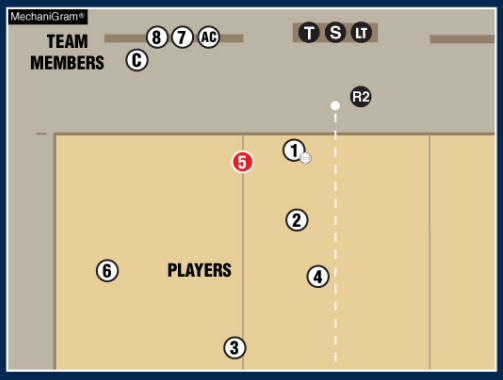

Team members are all school representatives in the team bench area; teammates are all players in the same uniform and players are those teammates on the court.

© REFEREE ENTERPRISES, INC. 2010

Frame 10

WIAA Est. 1905 WASHINGTON INTERSCHOLASTIC ACTIVITIES ASSOCIATION

WASHINGTON Officials ASSOCIATION

Non-team Members, Team Members and Players Rules 2-5, 6-1, 6-2 and 9-1-1

- Revised terminology and definitions delineate the difference between non-team members, team members, teammates and players

WIAA Est. 1905 WASHINGTON INTERSCHOLASTIC ACTIVITIES ASSOCIATION

WASHINGTON Officials ASSOCIATION

Non-team Members, Team Members and Players
Rules 2-5, 6-1, 6-2 and 9-1-1

Non-team members – includes but not limited to authorized officials, media personnel (including equipment), and spectators located in playable area

Team members – all school representatives in team bench area (coaches, teammates, managers, trainers, etc.)

Teammates – all players on the same team in uniform

Players – teammates currently on the court

Equipment and Accessories
Rules 4-1-1, 2, 3 & 4

REFEREE



Updates and clarifications, with assistance from the NFHS Sports Medicine Advisory Committee, were made to the rules regarding braces, casts and prostheses.

© REFEREE ENTERPRISES, INC. 2010

Frame 5

Hair Devices
Rule 4-1-6

REFEREE



Unadorned bobby pins and flat clips, no longer than two inches, may be worn in the hair. Both of these items may be of assistance as players control their hair.

© REFEREE ENTERPRISES, INC. 2010

Frame 6

Hair Devices
Rule 4-1-6

REFEREE

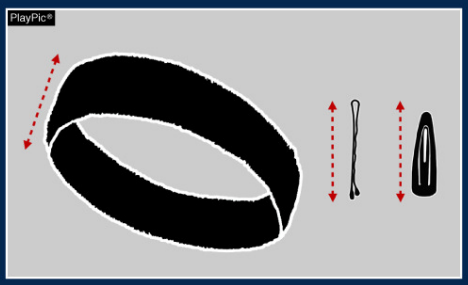

Hair devices made of soft material or unadorned bobby pins and unadorned flat clips, no longer than two inches, are legal.

© REFEREE ENTERPRISES, INC. 2010

Frame 7

Accessories
Rule 4-1-8

REFEREE

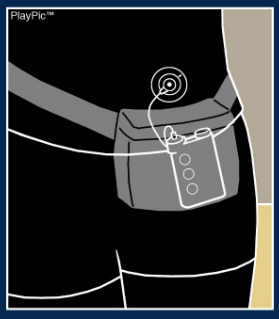

Modifications of player equipment/accessories or uniform (due to medical or religious reasons), pending approval, requires a letter of authorization from the state association and shall be made available to the referee at or prior to the prematch conference.

© REFEREE ENTERPRISES, INC. 2010

Frame 8

End-of-Set Protocol
Rule 5-3-4e

REFEREE



For the end of match set, the first referee must visually confirm the score with the second referee before blowing the whistle and releasing players from the end line. Any further end of match protocol shall be determined by the state association.

© REFEREE ENTERPRISES, INC. 2010

Frame 9

Substitution Requests
Rules 7-1-2, 10-1-4

REFEREE

A substitution request prior to a set is allowed, but it counts as one of the allowable substitutions. Lineup changes are not permitted.

© REFEREE ENTERPRISES, INC. 2010

Frame 11

WIAA Est. 1905
WASHINGTON INTERSCHOLASTIC ACTIVITIES ASSOCIATION

Substitution Requests

Rules 7-1-2 and 10-1-4

Procedure for substitution prior to the start of the set:

- Lineup submitted, deadline for submission has passed and prior to signal for serve
  - R2 shall recognize request and permit the substitution(s)
  - after checking the lineup for the requesting team
  - R2 will administer substitution(s) requested following regular substitution procedure

- R2, while checking the lineup, discovers the incorrect player is on the court and does note appear on starting lineup
  - R2 has the correct player enter the court and incorrect player leave the court without delay
  - A request for substitution may be made and permitted
  - R2 completes the lineup check for that team and then administers substitution following regular procedure

Substitution Requests

Rules 7-1-2 and 10-1-4 (Continued)

- R2, while checking the lineup, discovers the incorrect player on the court and the number of the player listed on the submitted lineup sheet does not exist (e.g. no #12 on team)
  - R2 completes the lineup check for that team and notifies the head coach of the violations for submitting inaccurate lineup
  - Confirms the problem/violation with official and visiting scorers
  - The original player on the court remains on the court
  - Notifies opposing coach
  - The offending team is penalized loss of rally/point for submitting an inaccurate lineup to start the set

Substitutes-Player Safety Rule 10-3-5

A player shall be removed from the match if he/she exhibits signs, symptoms or behaviors consistent with a concussion. He/she shall not return to play until cleared by an appropriate health-care professional.

© REFEREE ENTERPRISES, INC. 2010

Frame 12

Unsporting Conduct
Rules 12-2-8d, 12-2-9d

REFEREE

A display of disrespect for the match officials, referees, line judges, scorer, timer and libero tracker shall be considered unsporting conduct.

© REFEREE ENTERPRISES, INC. 2010

Frame 13

WIAA Est. 1905
WASHINGTON INTERSCHOLASTIC ACTIVITIES ASSOCIATION

2010-11 NFHS Volleyball

Major Editorial Changes

The Ball Rule 3-2-1

ALL-WHITE BALL WHITE-GREY-BLUE BALL RED-WHITE-BLUE BALL

All panels of the ball shall be solid white or a maximum combination of three colors (with each panel being a solid color) in which case at least one-third of the panels shall be solid white.

Procedure Regarding Ball Selection

Regular Season

Schools have the option to use white or multi-colored balls during the regular season. Coaches must determine in the pre-match conference which ball will be used. If opposing coaches agree to play with a multi-colored ball, the designated home team colored ball will be used. If the coaches do not agree, then an all white ball will be used.

Procedure Regarding Ball Selection

State Championships

All white and white-grey-blue balls will be provided during the state championships. Coaches must decide during the pre-match conference which ball will be used.

Editorial Changes

Rule 1-7-2

School personnel refers to faculty or administrator

Rule 4-1-5

Deleted phrase "to control the hair" thus, referee does not have to judge intent of an otherwise legal device worn in the hair

Rule 10-2-5a

Deleted phrase "but enter the sub zone one at a time"

Editorial Changes

Rule 10-4-2d

Included in the rules the procedure that was commonly followed for a libero replacement to enter the set at the end of a time out

Rule 12-2-6

The NOTE emphasizes only the head coach may stand

NOTE: The privilege to stand during play shall not be designated to an assistant coach

Added Appendix B

Suggested Guidelines for Management of Concussions

2010-11 NFHS Volleyball

Points of Emphasis

Informal Signals

Before turning the set back to the R1 to resume play, the R2:

- confirms line judges and table officials are ready

- confirms both teams are ready

- moves to the receiving team's side of the net and makes good eye contact with the R1

- gives the ready to play signal

Informal Official's Signal

The second referee signals ready to play to the first referee after an R2 interruption (injury, substitution, time-out or scorekeeping clarification) once the R2 has confirmed both teams are ready to play and table officials are ready for play to resume.

© REFEREE ENTERPRISES, INC. 2010

Frame 14

Official's Mechanics

Official Signal #8 is now simply referred to as "ILLEGAL ATTACK" as it is not necessary to reference illegal attack of serve or back-row attack as both are illegal attacks.

© REFEREE ENTERPRISES, INC. 2010

Frame 15

Official's Mechanics

The R1 does not need to touch the net when signaling a net foul or net serve, signal #6.

© REFEREE ENTERPRISES, INC. 2010

Frame 16

Court Management

Court management can be broken down into 3 parts:

Prematch

During the Match

Post-match

Court Management

Prematch

- Timely arrival at the site
- Communication with partner on expectations, working together and review of informal signals
- Prematch conference with teams (remember to be professional and courteous), include reminders of key deadlines
- Establish rapport with line judges
- R2 establishes rapport with table officials
- Meet and confirm location of host administrator/supervisor

Court Management

Once completing post-match functions, the referees shall exit the court together. In the locker room, the referees should conduct a debriefing about each other's performance to communicate what could be done for improvement in future matches.

© REFEREE ENTERPRISES, INC. 2010

Frame 20

Court Management

During the Match

- Make decisive, consistent decisions using proper signals to improve confidence and reduce controversy
- Centering with good eye contact between R1 and R2 keeps team focused together
- Be aware of body language and choice of words when communicating with coaches and players
- Follow proper procedures for substitutions
- Assist head coaches by not letting them abuse the standing rule
- Prevent arguing or disrespectfully addressing officials by use of yellow card when needed
- Refer unruly spectator matters to host management

Court Management

Post-match

- Complete all functions with score sheet
- Exit court area as a pair and go directly to locker room
- Conduct an honest debriefing with your partner about each other's performance to identify areas for improvement
- Continue to study and keep current with rules and trends in the sport

Judging Height of Ball on Completed Attack by Libero Rule 9-5-5

A libero shall not complete an attack from anywhere if, at the moment of contact, the ball is entirely above the height of the net

Difficult call for the first referee, especially if the libero is back deep in court

Judging Height of Ball on Completed Attack by Libero Rule 9-5-5

Keys to assist the first referee:

- Observe path of ball after contact
  - travels only in downward motion over net attack is illegal
  - rises and falls before crossing net is likely legal
- Consider height of libero in relation to top of net
- Does libero jump before or during attack and what arm motion is used
- Consider frequency of sets to the libero to execute attacks and are most overhand arm motion
- Remember, only whistle a violation if observed and if in doubt, let play continue

Second Referee Responsibilities

- Responsible for officials at scoring table – scorer, timer and libero tracker; and all related equipment for these positions
- Assist R1 in prematch conference
- Handle scoring discrepancies and/or libero replacement issues
- Check the lineups before start of play
- During play has primary responsibility for net area, center line and down-up pattern on net
- Transition smoothly to blocking side of net

Second Referee Responsibilities (continued)

- Handle substitutions in efficient manner
- Assure time-outs are administered properly
- Assist in ball handling calls if the R1's vision is blocked
- Mirror first referee's signals
- Check score sheet for accuracy
- Maintain professional communication with coaches
- Communicate and assist first referee using informal signals

Line Judge Responsibilities and Training Rule 5-8. Officials Manual Part 3-N

- Line judges are an important part of the officiating team
- Line judges should be trained by host school
- Adults are preferred to serve as line judges
- Professionalism and impartiality by line judges are vital in carrying out their responsibilities

Line Judge Responsibilities and Training Rule 5-8. Officials Manual Part 3-N (continued)

- Prior to the match, the first referee reviews line judge duties and assigns the LJs to their positions on the court

- As R1, don't go over too many items, judge the level of your line judges so you know what and how much to remind them when reviewing responsibilities

- The referees should include the line judges in prematch review and remember to talk to them and not around them

- The first referee keeps the line judges in the set by looking to them for line/antenna calls

- Good eye contact, acknowledgement with a wink, a nod or thumbs up for a good call by the referee keeps the line judge engaged

Line Judge Responsibilities and Training Rule 5-8. Officials Manual Part 3-N (continued)

FLATS: an easy way to remember responsibilities and duties of a line judge

Foot faults	Indicate foot faults by server
Line	Indicate ball in/out of bounds when it lands on or near a sideline/end line
Antenna	Indicate if ball crossing net is not between antennas, if ball touches the net or standards outside antennas, or ball touches antennas
Touch	Indicate if player touches ball going out of bounds on his/her side of net
Stand	Where line judges stand during the set, time-outs, server in left third of service area, etc.

Antenna Violation, Service Fault Signals Using Flags

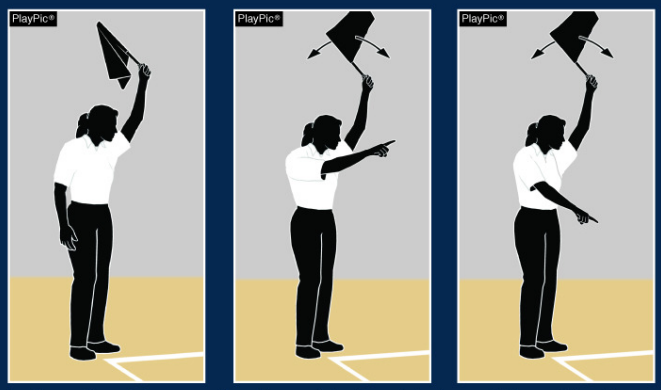

The line judge should wave the flag side to side to get the attention of the first referee and point toward the antenna for an antenna violation. For a service fault, the same procedure to alert the referee is followed and the line judge points toward the service area.

© REFEREE ENTERPRISES, INC. 2010

Frame 17

Informal Officials Signals

- Use of informal signals enhances communication between the referees

- List and description of accepted informal signals are located in the NFHS Case Book and Officials Manual and at www.nfhs.org, Athletic & Fine Arts Activities, Volleyball

- Standard informal signals from the R2 and R1 are:

  - set/match point
  - four hits
  - possible back-row player violations
  - position of setter prior to serve
  - illegal hit
  - ready to play
  - communication of player number involved in violation to R1

Timer's Responsibilities for all Timed Intervals Rule 5-7

- Reports to first referee at least 20 minutes before scheduled start time of match
- Tests the timing device prior to prematch warm-ups
- Sits at the officials table beside the official scorer
- Times prematch warm-ups, time between sets and all requested and injury time-outs

Timer's Responsibilities for all Timed Intervals Rule 5-7

- Time-out requested by head coach during set it 60 seconds
  - Audio signal by timer at 45 seconds
  - Audio signal at 60 seconds if teams are not back on the court
- Injury time-out called by official is 30 seconds
  - Audio signal by timer at end of 30 seconds unless referees determine otherwise or play has resumed
- Time between sets is 3 minutes
  - Start time when R1 signals teams to benches
  - Deciding set time is started after coin toss and upon R2's direction
  - Audio signal by timer at 2:45 minutes
  - Audio signal by timer at 3 minutes if teams have not taken court

Libero Review

- Defensive specialist who may only play in back row
- May serve in one rotation
- Must be designated on each lineup sheet
- If his/her number is different from regular number, then must list on roster (15/L4)

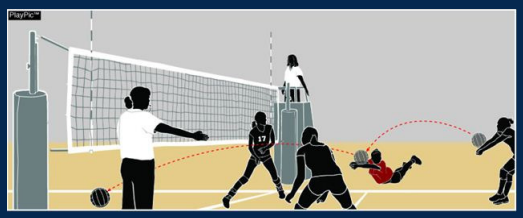

Libero Review

- If not identified on submitted lineup, a libero cannot be designated later for that set
- May assume position on the court after the original lineup is checked
- May only be replaced by the player whom he/she replaced
- Only one libero replacement per dead ball, unless libero is replacing the right back to serve next rally

Libero Review

- Replacement must occur during a dead ball and before the whistle, signal for serve
- If libero is injured or becomes ill and can't play, the head coach may designate a new libero player at any time during the rest of the set
  - The new libero must wear a libero uniform top with unique number not worn by another teammate
- LIbero can't attempt or complete a block

Libero — Completed Attack with Ball Above Net Rule 9-5-6

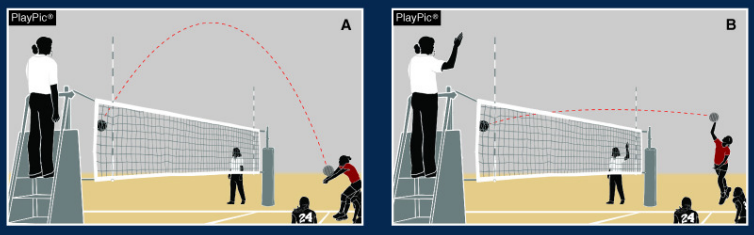

In A, there is no restriction on the libero passing the ball to return over the net when at contact the ball is below the height of the net. In B, it is illegal for the libero to complete an attack when the ball is contacted completely above the top of the net from anywhere on the floor.

© REFEREE ENTERPRISES, INC. 2010

Frame 19

Judging Height of Ball on Completed Attack by Libero
Rule 9-5-5

- A libero shall not complete an attack from anywhere if, at the moment of contact, the ball is entirely above the height of the net

- Difficult call for the first referee, especially if libero is back deep in court

Head Coach Standing
Rule 12-2-6

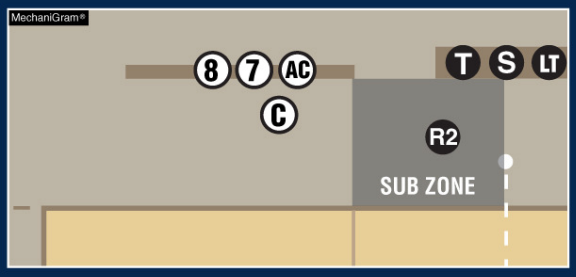

When the head coach is standing, he/she shall not enter the substitution zone and shall remain in the replacement zone. The substitution zone is confined to the area near the sideline between the attack line and center line.

© REFEREE ENTERPRISES, INC. 2010

Frame 18

Conduct of Head Coach While Standing

Rule 12-2-6

REMINDERS FOR DURING PLAY

- Only the head coach has the privilege to stand during play to provide instruction to players
- Coach is limited to standing in replacement zone and 6 feet away from the sideline
- Head coach cannot stand in a location that interferes with R2 and line judge performing his/her functions
    - Head coach may be requested to move if blocking officials
- If floor space is limited, head coach may stand but shall remain immediately in front of the team bench
- May enter substitution zone between sets, tend to injured player and change courts

Conduct of Head Coach While Standing

Rule 12-2-6

- Comments shall be directed toward the coach's players
    - Comments to match officials are not appropriate
- Head coach is responsible for all team members on the bench
- Any card issued to the head coach or team members (bench) results in head coach no longer being able to stand during play
    - Head coach may then only stand under provision is 12-2-5

2010-11 NFHS Volleyball

Rule Interpretations

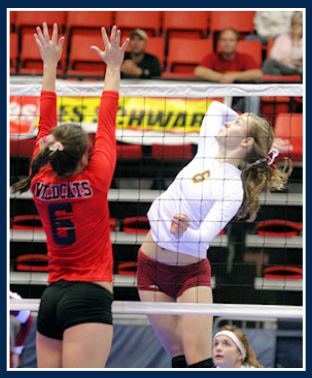

Rule Interpretation

Rule 2-1-8

SITUATION: School A is refinishing the gym floor. When placing the lines on the floor for volleyball, the maintenance crew wants to paint lines on the floor identifying the libero replacement zone.

RULING: No lines are needed on the court for the replacement zone.

COMMENT: The libero replacement zone has a physical location on the floor, the area near the sideline between the attack line and the end line, but is not indentified by any lines.

Rule Interpretation

Rule 2-5, 6-1, 6-2, 9-1-1, 9-8-1f

SITUATION: A player on Team A attempting to play a ball over by the team bench runs into his/her own coach and cannot complete the play. The first referee awards a point and the serve to the opposing team. The coach from Team A wants a replay as he considers himself/herself as a non-team member and thus there should be a replay.

RULING: Correct procedure to award point and serve to Team B.

COMMENT: Non-team members are media, officials and spectators in playable area. All team members are school representatives located in the team bench area including coaches, teammates, managers, trainers and players. Teammates are all players on the same team in uniform and players are those teammates on the playing court. A replay would only be called for if a non-team member had interfered in a legitimate effort to play the ball.

Rule Interpretation

Rule 4-1-6

SITUATION: A player enters the set wearing (a) 2-inch unadorned flat clip; (b) metal barrette covered with tape; (c) hair tied back with a bandana folded so it is only 2-inches wide; (d) unadorned bobby pin 2-inches in length.

RULING: (a), (c) and (d) are legal; (b) is illegal equipment.

COMMENT: Unnecessary delay assessed and the barrette must be removed.

Rule Interpretation

Rule 4-2-1a

SITUATION: During warm-ups, the R1 notices that one player on Team A is wearing a uniform bottom that is similar, but not identical, to those worn by her teammates. When asked about it, the coach explains that the player has a skin disorder that prevents her from wearing the standard uniform and has a letter from the school principal granting the exception. The player is not allowed to play.

RULING: Incorrect procedure.

COMMENT: NFHS Rule 4-2-1a does not specify that uniforms must be identical. WIAA Handbook Rule 17.27.1 allows for WIAA member school principals to approve exceptions to wearing of the adopted school uniform under certain conditions.

Rule Interpretation

Rule 5-3-4e

SITUATION: School B has a player wearing a prosthesis on the left lower leg. Prior to the prematch conference, the head coach presents the first referee with a letter of authorization from the state association stating the prosthesis is approved to be worn during competition.

RULING: Correct procedure.

COMMENT: A school requesting an accommodation to the rules for medical or religious reasons for a player shall have the request approved by the state association staff in writing and present the letter of authorization to the first referee prior to or during the prematch conference.

Rule Interpretation

SITUATION: The deadline for submitting lineups for set two has passed. Prior to the start of the set the head coach from Team A requests (a) substitution for one of the starting players; (b) a change in the lineup.

RULING: (a) is legal and shall count as one of the allowable substitutions and (b) is denied as the lineup cannot be changed.