

2015

*A Catalogue of Small Craft Boats,
Building Supplies, Kits, Fittings and
Hardware*



Toll Free 1-800-588-4682

www.tendercraftboats.com

Traditional Hardware and Supplies



Welcome to our Catalogue of boat kits, hardware and supplies!

Throughout our long history we have been supplying professionals and amateurs alike with plans, kits and know-how for repairing, building or simply sprucing up their boats. We promise that ALL customers are guaranteed the same professional quality and durability at great low prices.

Ordering from our expanded inventory is made easy with TenderCraft's new catalogue, along with our friendly telephone staff who are available five days a week to answer questions and offer advice. We promise customer satisfaction and will ship anywhere via Air, UPS, Fedex, BPX or Post to ensure not only quality merchandise and service but also speedy and economical delivery.

**Phone: Toronto area: (416) 920 6990
Toll free: 1 800 588 4682
Fax: (416) 323 0992**

E-mail: info@tendercraftboats.com

**Post: 311 Markham Street
Toronto, ON, Canada
M6G 2K8**

**Visit our retail outlet: Monday through Friday 9:30 am to 5:00 pm
Visit our website: www.tendercraftboats.com**



Quick Look Up

RUNABOUTS, SKIFFS AND TENDERS

Runabouts, Rowing & Sailing Skiffs, Tenders Dories & Wherries **Pgs 1-2**

ROWING ACCESSORIES

Spoon Oars, Canoe, & Dragon Boat Paddles **Pgs 3-4**

Oarlocks, Sockets, Safety Chains, Oar Holders & Rowing Accessories **Pgs 4-5**

KITS AND PLANS

Wood/Epoxy Stripper Kits/Plans: Canoes, Kayaks, Skiffs, Electric, Row/Sail Tenders

Pgs 6-9

Plywood Kits/Plans: Prams, Hydros, Dories, Kayaks, Rowing Skulls, Small Sailing Craft, Drift Boats & Classic Runabouts

Traditional craft Plans: Dinghies & Double-Enders **Pgs 10-12**

BOOKS, PLANS AND DVD'S

Repairing & Restoring, Building from Scratch **Pgs 13-14**

Building from Scratch **Pgs 14-15**

Designs & Related Sources **Pgs 15-17**

MARINE FASTENERS

Silicone, Brass & Chrome Screws, Carriage Bolts, Ring Nails, Copper Rivets & Roves, Clout Nails, Copper Tacks, T nuts, Copper Nails, Stainless Staples **Pgs 18-19**

BUILDING AND REPAIRING

Plywood, Ash Gunwales, Keels, Bead & Cove Strips, Canoe Ribbing & Planking, Yokes, Thwarts, Decks, Stems, Canoe Seats & Kits, Kayak Seats, Footbraces & Rudders **Pgs 20-22**

FINISHES :CLEANERS, PAINT,VARNISHES AND REMOVERS

Cleaners & Restorers, PVR, Primers & Sealers, Abrasives, Polishes & Rubbing Compounds, Fillers & Stains, Bedding & Caulking, Fibreglass, Canvas & Filler, Kevlar, Royalex & ABS Repair Kits, Glues & Epoxies, Applicators, Varnishes, Paints, Thinners, Anti-Skid Beads, Deck Paints, Brushes

Pgs 23-30

HARDWARE AND FITTINGS

Deck Fittings-Cleats, Mooring Bits, Fairleads, Deck Hardware, Windshield Brackets, Pad Eyes and Rings, Bow & Mooring Eyes, Bow/Stern Handles, Step Plates, Navigational Lights, Flagpoles & Sockets, Filler Caps, Ventilators **Pgs 31-37**

Specialty Marine Accessories-Gunwale Guard, Rub Strips, Floorboard Clips, Drain Plugs, Helmsman Seat, Cover Supports, Steering Wheels & Accessories, Engine Controls, Prism Deck & Port Lights **Pgs 37-38**

Sail Hardware & Accessories-Fenders, Cotton, Manila Rope, Seat Lacing, Fender Cleats, Name Plates, Stemhead Rollers, Bronze, Ash & Tufnol Blocks, Sheet and Coaming Leads, Rudder Gear, Mast Bands & Hoops, Shackles, Goosenecks, Shroud & Bowsprit Plates, Furling Gear, Centreboard Winches, Sail Accessories **Pgs 38-42**

BOATING ACCESSORIES

Canoe, Kayak, and Boat Carts, Inflatable Rollers, Canoe & Skiff Motor Mounts, Small Boat Anchors and Anchoring Systems, Folding Canoe Seats and Back Rests, Canoe, Kayak and Small Boat Car Top Carriers, Canoe Adjustable Rowing Rig, Posters, Boat & Canoe Decals, Traditional Boat Hooks & Poles, Ladder Fittings, Bells/Whistles, Fog Horns, Navigation Lamps, Cabin Lights, Drawer Knobs, Lifting Rings, Catches and Latches, Hatch, Skylight, and Window Stays, Hatches, Bilge Pumps, Door Handles, Knobs and Rings, Mortice and Rim Locks, Barrel Bolts, Door Holders and Stops, Galley Pumps **Pgs 43-49**

GIFTWARE

Original Classic Runabout & Canoe Catalogues, Original Boat Builders Logos on Tee Shirts, Peterborough, Chestnut & Canadian Caps, Peterborough and Chestnut Sweatshirts, Original Historical Builder's Posters **Pgs 50-52**

Runabouts, Skiffs and Tenders

Runabouts

Recalling runabouts of the past, our 14, 16, and 18 foot runabouts feature hand crafted workmanship. Combined with modern day materials, they present a hull requiring low maintenance while retaining its traditional style. Coated with durable West System™ Epoxy and fiberglass these craft will not only last, but will look stunning for years to come. A semi-planing displacement hull will run economically and efficiently reaching max hull speeds with less power.

The 14' and 16' Sport Runabouts (Item A1 and A11) is an ideal craft for small and medium-sized lakes while the larger 18' Runabout (Item A2) is deeper with ample walk-around interior space - perfect for larger loads and big lake cruising. While the base hulls are standard, each model is custom-built to your needs, such as seating and decking arrangements. The result is a boat that is built and designed specifically for you while maintaining safety, performance and durability.

Standard features include decking, a protective keel, floor boards, rub strips and splash rails. Options include steering, electrical bilge pump, navigational lighting, chrome or bronze hardware, extra hull depth, windshield brackets.

Optional finishing both models are available unfinished without varnish, epoxy and fiberglass. This option offers a choice of decking, hull depth and seating arrangements and allows you to finish the boat yourself. We can also help with the process and provide the appropriate materials to complete your craft.

Also available are 12 and 14 footers of various beam widths and hull styles to match your particular lake conditions.



Item#	Length	Weight	Beam	Depth	Capacity
A1	16'	300lbs	62"	25"	1000lbs
A11	14'	250lbs	58"	23"	1000lbs

Below is an example of the 14' Sport with an open transom, walk thru seating and centre deck mount steering.

Item#	Length	Weight	Beam	Depth	Capacity
A2	18'	500lbs	75"	30"	1000lbs



Runabouts, Skiffs and Tenders

Rowing & Sailing Skiffs

The 15' to 10' Georgian Bay is a graceful rowing skiff, combining traditional design with contemporary boat building. In fiberglass and wood, the hull is easy to maintain and a pleasure to row. Two rowing positions allow for two rowers or to compensate for various loads.



Item#	Length	Weight	Beam	Depth	Capacity
A4	16'	130lbs	45"	18"	800lbs

14' Wherry & 16' Dory Skiffs



Built with classic 'wine-glass' shaped transoms typical of the

traditional "Wherry" Skiff designs. Rowed or powered with a small electric or gasoline motor up to 20 hp.

Item	Length	Weight	Beam	Depth	Capacity
A4a	14'	130lbs	50"	17"	750lbs
A4b	16'	180lbs	54"	19"	800lbs

Construction: Hulls are built with red cedar planking reinforced with oak ribbing and selected local hardwoods for trim. Durability and water tight construction are achieved with epoxy resin and fiberglass finished with multiple coats of marine spar UV-resistant varnish. Classic design, wood joinery and finishes combine for safety, beauty and lasting enjoyment.

Standard features: cross seating, removable floorboards, decking, oak or ash full length keels, brass keel band, and gunwales.

9 1/2' Blue Water Tenders by TenderCraft Boats

One of the best looking and sea-keeping tenders around. The hull design offers a traditional look with durable wood strip and epoxy. Easily car topped, towed or lifted on a deck.



Item#	Length	Weight	Beam	Depth	Capacity
A6	9-1/2'	70-90lbs	42"	18"	600lbs

12' Shawnee Sail & Row Tenders

Rowed, sailed or powered with a small electric or gasoline motor, the Shawnee is



suitable for the novice sailor, fisher or yachter who wants a stable and functional tender. Sailing version includes a "Lug Sail" design sailing rig that easily stows in the boat.

Item#	Length	Weight	Beam	Depth	Capacity
A5	12'	95lbs	52"	18"	650lbs

Available Options

adjustable foot rowing braces, spoon or straight blade oars (Items **B1-12**); bronze oar locks (Items **B11-23**); sockets (Items **B14-20**); Inscribed name plate (Item **Q6**). Sailing packages available for A5 and A6 and include spars, sails, lines, and sailing hardware.



Rowing Accessories

Oars & Oar Collars

Oars

Selected from solid spruce, sanded and ready for finishing, these balanced and light oars are sure to improve your rowing as well as complement your skiff.

Available in spoon or flat blade with sizes from 6 to 9 feet, see (Items **B1-1** to **B1-13**). Lengths in excess of 9 feet are also available. Oar Finishing Kit with instructions (Item **Boarkit**).



Oar Collar Kits



Includes two -8" x 7" marine treated leather oar sleeves and two black rubber oar stops,



giving you a quiet ride and preventing slippage (optional leather buttons are also available as shown above). Easy-to follow instructions are included to give your oars a traditional and practical look (Item **B6**). Add one extra pair of Oar Stops (Item **B8**) when using closed Oar Locks (Item **B13**).

Oar Stops

Hard wearing marine quality and designed for any oar to prevent oar locks from



slipping and make rowing easier. Outside dia. 3"; Inside dia. 1-5/8"; Thickness 1". These will fit any of our oars listed in this catalogue (Item **B8**).

Canoe & Kayak Paddles

Traditional Styled Paddles

a. Owlet laminated varnished bass wood with pear grip, for children ages 4 to 8. Sizes 36"-48". (Item **Bdc**).

b. Tenderfoot laminated varnished bass wood with pear grip, protective epoxy tip for the young camper 8 yrs +. Sizes 52"-60" (Item **Bxa**).

c. Guide laminated varnished cherry with pear grip, protective epoxy tip in sizes 54"-63". (Item-**Bxb**).

d. Ottertail varnished solid ash (Item **Bfott**) or cherry (Item **Bf**) with a football grip, oval shaft, and narrow blade for easy paddling reminiscent of the 'voyageur' style paddle. Sizes 54"-64".

e. Beavertail varnished with a football grip and oval shaft. The blade has the traditional "Beavertail" shape. An ideal all-around paddle with a medium flex. Sizes 54"-64" (Item **Bga-Ash**, Item **Bgb-Cherry**).

New Nylon Travel Paddle Bag – rugged padded nylon padded bag, two compartments with heavy duty zipper, handle & shoulder straps, black with blue interior 34" x 60". Suitable for two paddles up to 59" per compartment (Item **Bbag**).



Rowing Accessories

Recreational Paddles



a. Scout laminated bass, pear grip. An ideal entry level paddle. Sizes 51"-60" (Item **Ba**)

b. River ash shaft with cherry blade & pear grip. A durable paddle for wilderness tripping. Sizes 54"-63" (Item **Bxc**)

c. Voyageur laminated ash and bass shaft; cherry, butternut, and bass blade; cherry pear grip. A wider and shorter blade that is effective in shallows. Sizes 52"-66" (Item **Bc**)

Sizing Canoe Paddles- generally the length of the paddle is determined by the distance from the floor to your chin-some prefer a slightly longer paddle – an extra 2" for more power.

d. Sugar Island laminated cherry and bass shaft; cherry, ash, bass and walnut blade; walnut and cherry scroll grip; urethane ending tip. Large blade offers good directional control and acceleration. Sizes 52"-66" (Item **Bdp**).

Drip Rings 1" I.D. [(Item **Bg(a)**).



Ferrules [Item **Bg(b)**] 14" with stainless steel button. Inside diameter 30mm.




Oarlocks & Sockets


a. Open "Boston-Ribbed" Style Bronze shank 1/2" x 2-1/8" ID 2-1/4" with 2" at gap (Item **B11-12**). Available with holding pin through oar. Opening 2" (Item **B11-pin**)



b. Closed Style Bronze shank 1/2" x 2" ID 2-3/8" (Item **B13**). Also in a 2" ID for smaller or narrow shaft oars (Item **B13a**).



c. "Davis Oarlock" Oarlock & Socket Combination - Option A: 2" ID with 1-3/4" at gap. Socket plate 3-1/4" x 7/8", four fastener holes, Brass (Item **B21a**). Option B: 2"-1/4" with 2" at gap. Socket plate 3" x 1". Bronze (Item **B21b**).



d. English Open Oarlock Precision machined in bronze with a higher arm facing forward to retain the oar and allow for maximum pull. Shank 1/2" x 4" with ID opening 2-1/2" and 2" at gap. (Item **B22**). Sockets see items **B14** and **B16**

e. Angle Plate Sockets Bronze Fit over top & side of wale, Size: 1/2" ID bracket 4" x 1" depth 1-



Rowing Accessories

1/4" with 4 fastener holes (Item **B15**) Also a **Premium Model** (Item **B14**) to match Item **B22**.

f. Top-Mount Sockets Bronze

Mounted flush with top of wale or mounting block. Size: 1/2" ID

bracket 2-1/4" x 1" (Item **B17**) or **Premium Model** (Item **B16**) to match Item **B22**



g. Safety Chain

Prevent oarlock loss by attaching chain to eye of the shank and dropping the toggle through the socket (Item **B18**). Suitable for items **B11-12**; **B11-pin** and **B22**.



h. Side-Mount Sockets Bronze

Fastened to side of wale. Size: 1/2" ID bracket 3-5/8" x 3/4" with socket length 1-3/8" (Item **B19**)



i. Security Oar Holder Bronze

Four locking positions with installation either through the thwart or seat – holds oars safely and securely while towing or docking.

Size: 3.5" shaft, 5" width (Item **B20**)



Boat Kits and Plans

Building a Wood Stripper

Everything you need is in your Kit. Our wood is meticulously milled to get the colour and quality you want. Included is western red cedar bead & cove strips and all the essential parts - fibreglass cloth, resin/hardener, application tools, fasteners, stem pieces, abrasives, varnish, brushes and trim - seats, decks, inner/outer gunwales, brass rub bands.



You can also have the convenience of precision-cut fibreboard **Station Molds** for: Canoes (Item **Ccm**), Kayaks (Item **Ckm**), and Skiffs/Wherries (Item **Csm**).

For Reference: *Canoeecraft* by Ted Moores and Merilyn Mohr (Item **E3**), *Stripper's Guide to Canoe Building* by David Hazen (Item **E2**), *Featherweight Boatbuilding* by McCarthy (Item **E4**) (See **Books Section**).

Customer Support available through our Toll-Free call line 1-800-588-4682, where professional advice is *free of charge!*

11' 6" Wee Lassie One & 13' 6" Wee Lassie Two by **Mac McCarthy**
Their light weight and size make them a solo boat that's a dream to handle. For the fisher or explorer it's an ideal canoe to get to remote ponds, lakes and rivers.



At only 17-20 lbs., they're easily-lifted and a breeze to car-top but can handle over 225 lbs. Wee Lassie One Kit (Item **Cw1k1**) Wee Lassie Two Kit (Item **Cw1k2**).

Wee Robbie by Rob Macks



LOA 10'6"; Beam 27"; Wt. 20 lbs
Plans (Item **Cwkp**)
Kit (Item **Crmwk**).

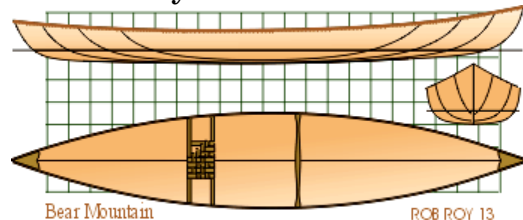
Solo Portage Canoe by Rob Macks

LOA 14'6"; Beam 30"; Wt.30 lbs
Plans (Item **Crmkp**)
Kit (Item **Crmk**)



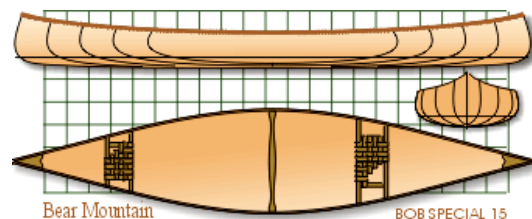
Bear Mountain Canoes & Plans

13' Rob Roy Double Paddle



LOA 12'10"; Beam 27"; Depth 10'2"; Wt 35
Plans (Item **Crrkp**) Kit (Item **Crrk**).

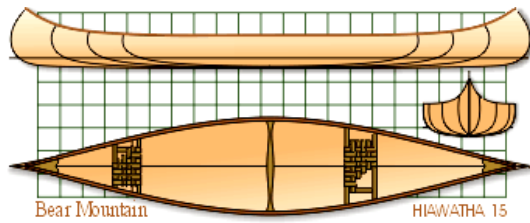
15' Bob's Special



LOA 15'; Beam 34"; Depth 13"; Wt 45
Plans (Item **Cbskp**) Kit (Item **Cbsk**).

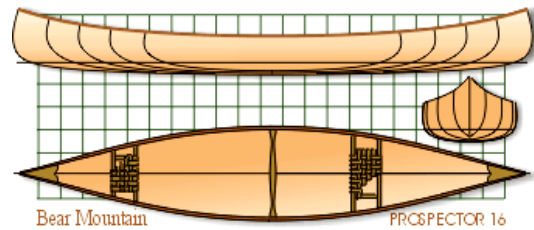
Boat Kits and Plans

15' Hiawatha



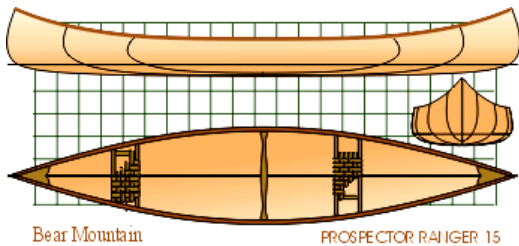
LOA 15'; Beam 33.5"; Depth 12.5"; Wt 45
Plans (Item **Chkp**) Kit (Item **Chk**).

16' Prospector



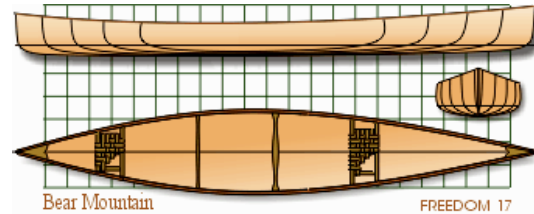
LOA 16'; Beam 33"; Depth 13"; Wt 55
Plans (Item **Cpkp**) Kit (Item **Cpk**).

15' Ranger Prospector



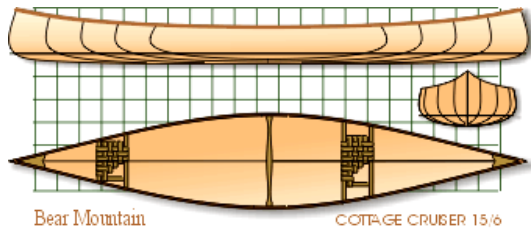
LOA 15'; Beam 33.5"; Depth 13.5"; Wt 45
Plans (Item **Crkp**) Kit (Item **Crk**).

Freedom 17 Tripper

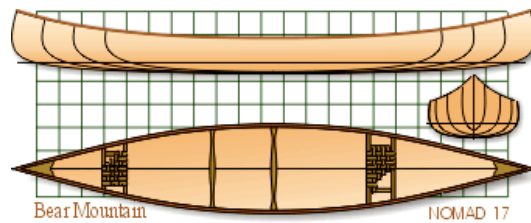


LOA 17'; Beam 33"; Depth 13"; Wt 50
Plans (Item **Cfkp**). Kit (Item **Cfk**).

15'6" Cottage Cruising

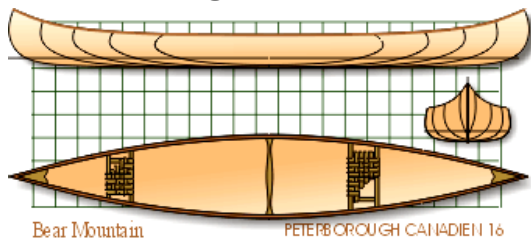


LOA 15'6"; Beam 33"; Depth 13.5"; Wt 45
Plans (Item **Cckp**) Kit (Item **Cck**).

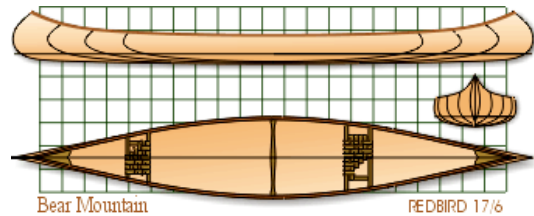


LOA 17'; Beam 34"; Depth 14.5"; Wt 55
Plans (Item **Cnkp**) Kit (Item **Cnk**).

Red Bird 17'6"



LOA 16'; Beam 30"; Depth 12.5"; Wt 45
Plans (Item **Cckzp**) Kit (Item **Cckz**).



LOA 17'6"; Beam 33"; Depth 12"; Wt 50
Plans (Item **Crbkp**) Kit (Item **Crbk**).

Boat Kits and Plans

Building Wood Stripper Skiffs, Electric Boats & Tenders

14' Cosine Wherry



The Cosine Wherry is a beautiful light rowing boat weighing about a hundred pounds and is well suited for rivers and lakes. With its classic wine glass shaped stern it's a pleasure to row or motor.

With the book *Rip, Strip and Row* by J.D. Brown, building the Cosine becomes a simple project with easy to follow steps, photos, instructions and full-sized plans.

Item#	Length	Weight	Beam	Depth	Capacity
Cwkp	14'	100lbs	52"	17"	100lbs

Plans (Item **Cwkp**), Stations/Molds (Item **Csm**), Transom (Item **Ctwhe**).

12' Electric Launch

The Quiet Alternative - traditional design plus the latest in electric motor technology result in a craft that travels quietly across the water with only a minimal wake.



The base hull is built with western red cedar bead & cove planking, fiberglass and epoxy. The motor, batteries, solar panel kit, hardware and fittings can be ordered with the kit or separately. We will consult with you on your specific

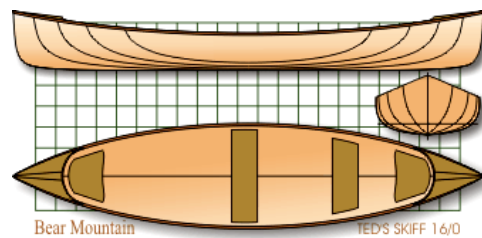
requirements for building this timely and handsome craft.

Item#	Length	Weight	Beam	Depth	Capacity
Cele	12'	200lbs	48"	16"	200lbs

Plans (Item **Celep**), Stations/Molds (Item **Csm**), Transoms (Item **Cten**)

16' Stoney Lake Rowing Skiff by Bear Mountain Canoes

Built with wood strip epoxy construction without an expensive frame mold, the Skiff offers a light, easy to build craft. Finished in UV protective spar varnish,



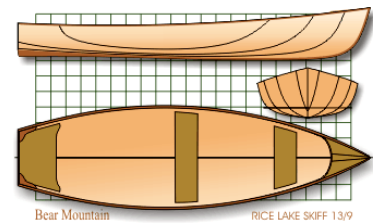
this craft will provide many years of enjoyment.

Item#	Length	Weight	Beam	Depth	Capacity
Cwlp	16'	70lbs	42"	15.5"	600lbs

Plans (Item **Cwlp**), Stations/Molds (Item **Ctwhe**)

13'9" Rice Lake Outboard Skiff by Bear Mountain Canoes

An outboard & rowing skiff built with wood strip epoxy construction,



this craft will give a stable ride, row well with up to three adults aboard and can handle a small motor.

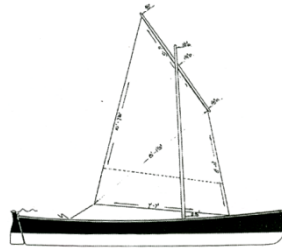
Item#	Length	Weight	Beam	Depth	Capacity
Cwmp	13'9"	85lbs	48"	16"	600lbs

Plans (Item **Cwmp**), Stations/Molds (Item **Ctwhe**)

Boat Kits and Plans

15' Light Rowing Skiff by Paul

Gartside Wood strip and epoxy row/sail skiff with a downwind rig and moveable thwart system for one or two rowers.



Item#	Length	Weight	Beam	Depth	Capacity
Cw1	15'	70lbs	54"	15.5"	600lbs

Plans (Item **Cw1p**).

9 1/2' Blue Water Tenders by TenderCraft

Boats One of the best looking and sea-keeping tenders around.



The hull design offers a traditional look with durable wood strip and epoxy. Easily car topped, towed or lifted on a deck. For handy references, see Ted Moores' *CanoeCraft* or *Rip, Strip and Row* by Harstock.

Item#	Length	Weight	Beam	Depth	Capacity
Cbrk	9-1/2'	90lbs	42"	18"	600lbs

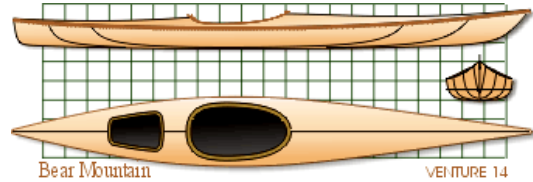
Plans (Item **Cbrkp**), Sail Package (Item **Cbrksail**), Transoms (Item **Cten**), Station Molds (Item **Csm**)

Building Wood Stripper Kayaks

Kits include planking, fiberglass, epoxy, tools, and fasteners. Trim work is pre-milled for easy and fast completion. Options: adjustable foot braces (Item **C42**), seat/back cushions (Item **C40**), paddles, webbing, buckle & tie down kits.

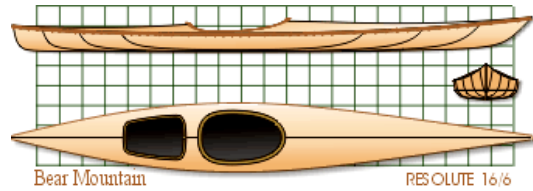
Bear Mountain Kayaks & Plans

Reference *KayakCraft* by Ted Moores (**E21**).



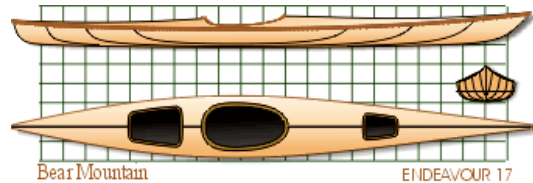
Venture 14' Sport

LOA 14'; Beam 22"; depth 7"; Wt 45-50
Plans (Item **Cvkkp**) Kit (Item **Cvkk**).



Resolute 16' 6" Touring

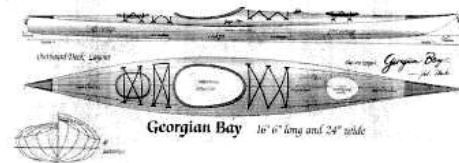
LOA 16'6"; Beam 25.5"; depth 7"; Wt 45-50
Plans (Item **Crkkp**) Kit (Item **Crkk**).




Endeavour 17' Touring

LOA 17'; Beam 23.5"; depth 7.5"; Wt 45-50
Plans (Item **Cekkp**) Kit (Item **Cekk**).

Laughing Loon Kayaks by Rob Macks



16' 6" Georgian Bay LOA 16'6" beam 24". Plans (Item **Cgbkp**) Kit (Item **Cgbk**).



18'4" Panache LOA 18'4", Beam 23.5".
Plans (Item **Cpkkp**) Kit (Item **Cpkk**).

Boat Kits and Plans

Building Plywood Prams, Dinghies, Hydros & Dories

Included are some popular boat designs that are easy and economical to build. You only need to cut out your parts from patterns and by ordering either our Full or Basic Kits you will quickly have a finished craft ready for launching.

6' or 8' Foot Pram


Can be used as a tender for a large cruiser, easy to row and performs well with up



to a 5 HP outboards on the 8' version. Kit (Item **Cpb2**), Plans (Item **Cpb2p**).

7' 7" & 9' 6" Nutshell Prams

These easily built V-bottom row/sail prams are ideal for car topping and teaching kids boat handling. Finished in

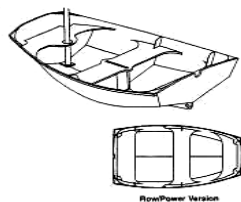


2-4 weeks with full-sized patterns, building details and sail plans. Plans (Item **Cnpkp**); Video: *Building the Nutshell Pram* (Item **Cnpp**); Basic Kit (Item **Cnpk**). Dacron Sail (43sq.ft)

(Item **Cksail**) pre-milled midframe laminates (Item **Cmnut**) and pre-milled stem laminates (Item **Csnut**).

8' Sabot

A rowing and sailing pram that is ideal for car topping. Easily built, it will hold two adults and handle a 2hp motor. Plans (Item **Cskp**); Basic Kit (Item **Csk**); Dacron Sail (Item **Cksail**).



Bobcat 8' Mini-Hydro SR1

A good first boat for a family project. Once the plywood is cut it's easily built in a



weekend with only a few tools. Rated up to 15 hp (25 mph-5 hp/35-40 mph-15 hp) Not for rugged competitive racing. Full-sized patterns and instructions Plans (Item **Ddlhkp**); Basic Kit (Item **Dlhk**).

Lark 9' & 12'

LOA 12';
Beam 54";
Wt 85 lbs.

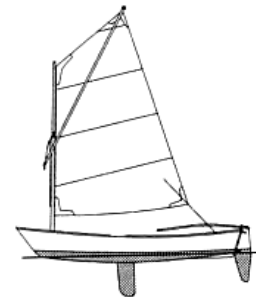
A low-cost easily built



Dory using a taped seam method. Lark 9' Plans (Item **Ck9p**) Basic Kit (Item **Ck9**) 12' Plans (Item **Ck12p**); Basic Kit (Item **Ck9**).

11' Semi Dory LOA

11'4"; Beam 4'2"; Wt 85 lbs. With a 43 sq. ft. sail this Dory will both sail & row very well. Rated for up to 3 adults and easily built in less than 24 hrs using stitch & glue and full sized patterns.



Plans (Item **Csdp**) Basic Kit (Item **Csd**).

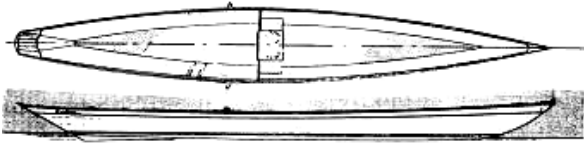
8' Lark Kayak LOA 8'; Beam 36"; Wt 30



lbs. Easily paddled or rowed and perfect for quiet lakes and rivers. Using a taped seam method with three plywood frames makes this an easy to build and low cost project. Full-sized patterns, instructions and plans for paddles or oars. Plans (Item **Clkp**) Basic Kit (Item **Clk**).

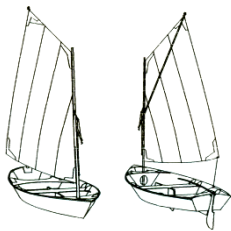
Boat Kits and Plans

17' Oarling Rowing Dory LOA 17'2";
L.W.L. 13'8"; weight 90-95 lbs.



Sleek lines and beautiful sheer make the Oarling a delight to row. Light, responsive and easily rowed for one person plus passengers or cargo. Dory hulls with their characteristic flare pick up displacement very fast and lose little performance when loaded or in rough sea conditions. At 95 lbs., is easily car-topped. Plans (Item **Cokp**) Basic Kit (Item **Cok**).

14' Sharpie Length 14'; beam 4'6"; wt. 130 lbs; Sail area 65 sq. ft. Features an elegant pinched stern and designed with a sprit rig that folds nicely in the boat. Can

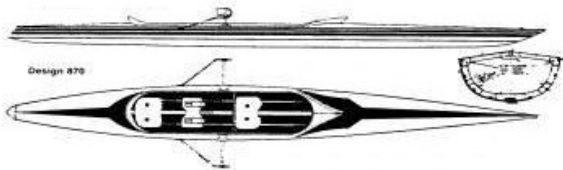


also handle a small motor. An excellent sail/row boat that's easy to build using the stitch & glue. Plans (Item

Csharp) Basic kit (Item **Cshar**).

Building Plywood Skulls & Skiffs

20' Recreational Skull



LOA 20'; beam 27"; wt 85 lbs; cap 350 Cold molded plywood or veneer strip, the Skull will accommodate a rower and passenger. Patterns and instructions. Plans (Item **Crskp**) Basic Kit (Item **Crsk**).

12' & 14' Utility Skiffs


Great for either row or power, these easy built skiffs are light weight, easily car topped



and rowed. Plywood used in the hull and the sheer covering boards not only complement but add significant strength. Utility Skiff 12' Plans (Item **Dctlhkp**); Basic Kit (Item **Ctlhk12**) Utility Skiff 14' Plans (Item **Dctlhkp**); Basic Kit (Item **Ctlhk14**).

14' Hartley Length 14';

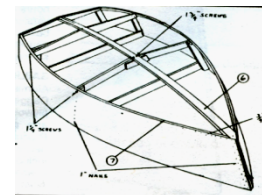
Beam 5'8"; Cockpit area 6'9" An ample beam with side decks and a fore deck provide space for a crew when sailing.



The boom cover can be converted into a level floored tent. A small cuddy cabin is also shown on plans. Construction is plywood. Plans are full-sized. Sails and rigging are also available. Plans (Item **Chp**); Basic Kit (Item **Ch**)

10' Packette LOA

10'; Beam 55"; Depth 17"; Wt 90 lbs A semi-flat bottom skiff sail row dinghy rated to 5hp. This beamy little

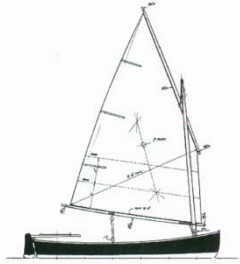


boat is almost impossible to capsize even in high winds due to sail size (36sq.ft) and design. A joy to build and sail with detailed instructions and drawings. Good for new builders using full-sized Plans (Item **Cpackp**); Basic Kit



(Item **Cpack**) Sails/rigging also available.

Boat Kits and Plans



12' 3" Plywood Sailing Dinghy by Paul Gartside LOA 12'3"; Beam 67"; Draft 30" board down; Wt 200 lbs; Sail area 71 sq.ft. A very simple daysailer

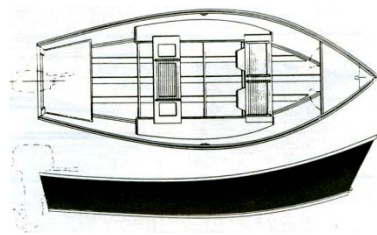
perfect for kids or adults. Generous beam and built in buoyancy tanks fore & aft make this an ideal starter boat. Requires basic skill level using plywood strakes with epoxy and glass tape joints or use wood strip planking & fibreglass inside and out. Plans (Item **C136**)

16' Outboard Dory LOA 16'; beam 7'; draft; 5"; wt. 500



The bow design keeps this boat very dry, reduces pounding and allows it to bank on turns. It also makes building easy and fast. Construction is epoxy and plywood with stitch & glue, no jig or difficult framing is required. Plans for all hull parts and console. Rated up to 35 hp. Plans (Item **Coutp**) Basic Kit (Item **Cout**)

15' & 16' 5" Drift Boats LOA 15'and 16'5"; beam 6' 1"; wt. 270 lbs; cap. 900 lbs



A great boat for fishing fast streams and rivers, the widened stern allows better

manoeuvring up stream. Easily rowed and rated up to 20hp. Full sized patterns (no lofting) plus plans for side trays, adjustable seating, watertight bow/stern compartments. Plywood construction Plans (Item **Cdrift**)

12' & 14' Topper Row, Sail & Power LOA 12'and 14'; beam 51" depth 20" wt.170 (200) lbs; cap. 900 lbs

The Vee bottom design gives top performance with an outboard, a sail or when rowing and is easily car topped. Plywood construction with easy step by step instructions included with the plans. (Item **C33**)



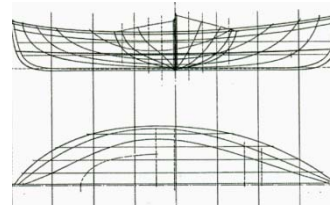
Building Traditional Dinghies & Rowboats

12' Clinker Dinghy by Gartside LOA 12'; Beam 48"; Depth 17"; Wt 180lbs; Lug Rig 68 sq. ft. A good all-round row/sail Dinghy. Traditional plank and frame requiring a fairly high skill level. Fully detailed Plans (Item **Trad130**) Also available are 7' (Item **Trad80**); 9' (Item **Trad104**) and 10' (Item **Trad127**) Clinker Dinghies.



12' 3" Double-Ended Rowboat by Gartside

LOA 12' 3" Beam 56"; Depth 17"; Wt 100



A light carvel planked rowboat set off with a lapped sheer strake. The shape is easy to plank and

frame. Skill level is high and reflects traditional boat building, with about 400 hours going into this project. Plans are fully detailed – 3 sheets. (Item **Trad126**)

Books on Building, Repairing and Designs

Repairing & Restoring

Fibreglass Repair & Maintenance

Detailed instructions on keel damage, gel coat blisters, hardware bonding, finishing and installing teak. 84 pgs. (Item **E13**).



How to Fiberglass Boats

Discusses and illustrates in detail all sheathing systems and techniques for covering wooden hulls with fibreglass. Pros and cons of various materials covered. (Item **E1e**).

Wooden Boat Restoration & Repair

An easy-to-follow guide for doing almost any wooden boat & canoe repair with traditional methods using West System™. 80 pgs. (Item **E14**).



Gelcoat Blisters: Repair & Prevention

An explanation of blistering, laminate drying techniques, repairing blister damage, epoxy barrier coat, and more. 52 pgs (Item **E15**).



West System™ Technical Manual

Includes instructions on all aspects of West System™ epoxy usage and helpful tips on building techniques and tools. (Item **E30**).



West System™ How-To DVD

Detailed instructions and guide on handling epoxy, advanced repair techniques, coating, bonding, fairing, and structural repairs on fibreglass cored and non-cored hulls, applying, repairing and preventing



gelcoat blisters and moisture protection. DVD-59 minutes (Item **E31**).

Final Fairing and Finishing

Explains the final building and repairing process. Includes techniques for fairing, barrier coating and finishing. 28pgs.(Item **E16**).




NEW Restoring Your Cedar Strip Boat- DVD by Don Husack

Step-by-step instructions to restore a cedar strip runabout, as well as stripping off paint and varnish, removing and repairing and installing ribs, steam bending, installing a transom, hull sanding, painting and varnishing and final assembly. Epoxy techniques are also covered. (Item **E1c**).




Painting & Varnishing

The keys to success is a well-conceived plan of action, correct choice of tools and materials, careful surface preparation, proper coating application and a "feel" for what you are doing. (Item **E43h**).




The Wood and Canvas Canoe by Stemlock & Thurlow

History and guide to wood and canvas construction and repair. Drawings, sketches and photos, plus fold-out plans for a 15' solo and a 17' guide canoe (Item **E1**).



Restore Your Wooden Boat: How To Do It by Those Who've Done It

A must-read for anyone considering restoring a




Books on Building, Repairing and Designs

wooden boat. Brings together instructive stories and covers a wide array of boat types from daysailers to a large cabin cruiser (Item E1d).


The Complete Wooden Runabout Restoration Guide by Danenberg

One of the world's top runabout restoration authorities addresses every aspect of restoring 1920s through 1950s wooden powerboats (Item E1d2).




London Goes to Sea: Restoring an Old Boat on a Budget by Baumgartner

Precise records illustrate every step of a 4 year wooden sailboat restoration (Item E51).



Planking & Fastening by Spectre


Techniques for fastening planking to ribs such as clenching, riveting, caulking and finishing (Item E43g).



Building from Scratch


Stripper's Guide to Canoe Building by Hazen

Covers wood strip, epoxy and fibreglass construction plus full-sized plans for seven canoes and two kayaks (Item E2).




Canoeecraft by Moores and Mohr

With a few tools and beginner skills you can choose from 7 canoe styles and follow photographs and drawings (Item E3).




Building the Maine Guide Canoe by Stelmok

A guide to building this classic canoe. Included are many photos and clear, details on wood & canvas construction. (Item E5).




Featherweight Boat Building by McCarthy

Build the Wee Lassie One or Two with step-by-step instructions, pictures and diagrams. Add materials and it's all you need to build these sleek and elegant lightweight craft (Item E4).




Building the Sweet Dream- an Ultralight Solo Canoe by Pettingill

Plans and instructions for a lightweight, solo canoe. Plywood constructed and intended for single or double paddle. Ideal for a beginner (Item E22).




Build the Six Hour Canoe by O'Brien

Plans for a quick, simply built canoe. Ideal for a school or community project (Item E43c).



The Kayak Shop by Kulczycki

Build a 16' or 18' single or a 20' touring double, plans/instructions (Item E10).



Strip-Built Sea Kayak by Schade

Building three wood strip/epoxy kayaks with easy to follow plans and instructions for solo or tandem kayaks (Item E11).



Books on Building, Repairing and Designs


Kayaks You Can Build: An Illustrated Guide to Plywood Construction by Moores and Rossel

The masters team up to teach techniques for constructing elegant wooden kayaks using plywood panels and the stick-and-glue method (Item **E21hc**).




beginner. Video (Item **E28**) Kit (Item **CnPk**).

How to Build the Catspaw Dinghy A manual to build a version (carvel instead of lapstrake planking) of 12' 8" Herreshoff Columbia Dinghy. (Item **E43i**)




New! Kayak Craft - Fine Woodstrip Construction by Moores

Designs for a 17' Endeavour, 14' Sport, 16' 6" Touring and a 20' 6" Tandem plus details for cockpits, hatches and decks (Item **E21**).




Building Small Boats Covers plank on frame and lapstrake boat building. Ideal for understanding these two methods (Item **E43**)




Ultralight Boatbuilding by Hill Build a skiff or canoe with photos and drawings. No lofting required and designs can be adapted to any small-boat or ultralight (Item **E43a**)




How to Build A Wooden Boat Everything you need to know to construct a carvel planked cruising boat. (Item **E41**)



Wood/Canvas Kayak Building by George Putz Guides the beginner through building a 17' or 18.5' Inuit design sea kayak. Plans included (Item **E12**)




Clinker Plywood Boatbuilding Manual by Iain Oughtred Explains glued clinker and lapstrake plywood construction. Includes designs and detailed plans. (Item **E39**)




Rip, Strip and Row by Brown, Pickett & Hartsock Full sized plans and instructions for a wood strip/epoxy 14' Cosine Wherry. The novice with basic tools can build it in 175 hrs (Item **E6**). See (Item **Ccwk**) for the Kit.




How to Build Glued Lapstrake Wooden Boats by John Brooks & Ruth Hill Construction technique described here is durable and low maintenance. (Item **E35**)




Building the Nutshell Pram by Maynard Bray Easy to follow manual (Item **E9**) Using plywood and simple tools. A perfect project for the



How to Build the 12' 6" Haven by Maynard Bray A keel and centreboard variation of the Herreshoff 12 1/2'. Each step is explained and illustrated. (Item **E43j**)



How to Build the Shellback Dinghy by Eric Dow Build this 11' 2" dinghy with step-by-step instructions. This




Books on Building, Repairing and Designs

modern classic rows, tows, and sails beautifully. (Item **E43d**)


How to Build the Gloucester Light Dory by Harold Payson

A manual to build a rowing dory that is fast, seaworthy and a delight to row using simple plywood construction. (Item **E43e**)




How to Build the Ocean Pointer by Stimson Step by step building of a 19' 6"

Outboard Skiff, based on a round-bilged skiff known as the West Pointer. Rated from 25-75 hp (Item **E43f**)



New Plywood Boats by Jones

A detailed description for plywood built row & paddle-boats to multi-hulls. (Item **E52**)



Building the Weekend Skiff by Butz


Four sheets of plywood and a weekend combine to make a skiff for sail, row, or power. (Item **E43cs**)



Designs

Designs to Inspire: Selections from the Rudder (1897 to 1942) by Anne and Maynard Bray

Power and sail craft designs hidden away in old issues of *The Rudder* magazine including line drawing and captions. (Item **E33**)




Paul Gartside Plans

Includes plans for four dozen




boat designs ranging from 6 ft. to 45 ft. Construction methods range from plank on frame to plywood and also a variety of glue techniques (Item **Epg**).


GLEN-L Book of Boat Designs 240 designs for boats ranging from 6' to 55' plus kayaks, runabouts and skiffs in plywood, stitch-n-glue, strip, cold moulded and fibreglass construction. (Item **E8**)




Thirty Wooden Boats Designs for power boats, daysailers, cruisers, canoes, kayaks, and pulling boats plus how to read boat plans. (Item **Ea**)




Forty Wooden Boats Designs for kayaks of various materials, canoes, peapods, catamarans, daysailers, rowing shells and skiffs (Item **Eb**)



Fifty Wooden Boats From prams to schooners, drawings identifying parts of a wooden boat, a guide to selecting wood, and reading boat plans. (Item **Ec**)



Lofting by Allan Vaitse Leads you through lofting (drawing lines of a boat to full-size) to getting shapes and patterns for building. (Item **E38**)



Small Craft Plans by Benford Design Group 15 Plans ready to loft to full size with boats ranging from 7-18' (Item **E23**)




Books on Building, Repairing and Designs

Others

Story of the Chestnut Canoe by Ken Solway

The Chestnut Canoe Company began in 1897 and was significant in the development of the canoe. Photos and images from historical catalogues illustrate this Maritime story. (Item E27)




When the Chestnut was in Flower

This work by Roger MacGregor traces the history of the famous Chestnut canvas canoe. Includes photographs and company papers as well as notes from travellers, the sporting press, and canoe builders. (Item E27a).




Canoe Paddles: A Guide to Making One by Warren & Gidmark Plans for paddles that you will use and keep. Covers wood, tools, adhesives for single, double blade and bent shaft paddles and how to protect them. (Item E44).




Birchbark Canoe: Living Among the Algonquin by Gidmark

Building a birchbark canoe and the author's apprenticeship learning skills and language of the Quebec Algonquin. (Item E36).




The Canoe: A Living Tradition, John Jennings ed. Over 400 photos illustrate the canoe's development and how kayaks, dugouts and



Inuit umiaks affected the history of North America. (Item E48).


Expectant Father's Cradle Boat by Spectre & Smith

A guide for anyone wanting to create a unique experience for a new baby by building a boat cradle (Item E4).




Confessions of a Boat builder: J. Rosborough

Reveals trials and triumphs of designing, building, outfitting, and operating vessels and the character of the builder who grasped one of the last windows of opportunity before the decline of the wooden boat-building industry (Item E26).



Chris Craft 1922 1972 , by Mollica & Savage

Restored and archival photos of 50 years of Chris Craft history plus photos of Cavaliers, Sea Skiffs, Sportsman, Super Sport, Racing Runabout, Cobra, Riviera, Capri, Holiday, Continental, Commuting Cruiser, Constellation and more. (Item E45b).



Canoe Rig by Todd Bradshaw

The illustrations might spark a desire to look at how the wind can move your boat. Instructions for building sails, spars, leeboards, and centreboards can be applied to a daysailer -not just canoes. (Item B34).



Fasteners

Fasteners

Brass Countersunk Finishing

Washers Gives a neat appearance and larger bearing surface to the screw. Useful for seats, finishing work and holding fabric (e.g.



canvas). Screw size: #6 (Item **F2a**); #8 (Item **F2b**); and #10 (Item **F2c**); #12 (Item **F2d**); and #14 (Item **F2e**).

Silicone Bronze Carriage Bolts

Used in strip canoes to hang seats, thwarts and yokes. Size: 4" x 3/16" full thread with a round head. Includes washer and hex nut. Discount pricing available (Item **F3**). Also available - black Protective Vinyl Caps that fit tightly to the threaded ends of the bolt. (Item **F3caps**).



Brass and Silicone Bronze Machine Screws

Recommended in many applications such as fastening skegs, keels, rudder fittings, oar sockets, bollards and so on. Flat slot head includes washers & nuts.



Item	Size
F19a	10-24x1"
F19b	10-24x2"
F19c	10-24x3"
F19d-1	1/4-20x1"
F19d	1/4-20x2"
F19e	1/4-20x3"
F19f	1/4-20x4"
F19g	5/16-18x2"
F19h	5/16-18x4"
F19i	5/16-18x6"
F19j	3/8-16x2"
F19k	3/8-16x3"
F19l	3/8-16x4"

Silicone Bronze Ring Nails

The annular threads are designed to lock with wood fibres, particularly plywood to prevent



Item	Size
F4a	14x3/4
F4b	14 x 7/8"
F4b-1	14 x 1"
F4c1	12 x 1"
F4cii	12 x 1 1/4"
F4ciii	14 x 1 1/4"
F4e	12 x 1 1/2"

“pop” or loosening under strain and vibration.

Brass Canoe Tacks

Easily clenched without leaving hammer marks.



A long lasting, quality fastener. Available in 5/8" (Item **F5a**) and 7/8" (Item **F5b**).

Copper Tacks


Used in various canvas jobs including canoe and deck work.

Item	Size
F12a1	3/8"
F12a2	1/2"
F12b1	5/8"
F12b2	7/8"
F12c1	3/4"
F12C2	1"



Copper Rivets & Roves

Square cut with a flat head (leaves the head flush with planking) thereby facilitating sanding and finishing. Refer to price list for Rivet gauges and lengths and matching rove size. (rivets should be at least 1/4" longer than the thicknesses of the pieces to be joined): **Rivets** (Item **F5071**); **Roves** (Item **F5072**)



Size	Gauge			
	14	12	10	8
1"	F5071d			
1-1/2"	F5071b	F5071h	F5071i	
1-1-4"	F5071c			
2"	F5071a	F5071g	F5071k	
2-1/2"		F5071ff		
2-1/4"				
3		F5071f	F5071j	
3-1/2"				
3-1/4"				
4"		F5071e	F5071i	F5071m

Other Sizes Available

Roves	Gauge	Size
F5072a	14	5/16"
F5072b	13	3/8"
F5072c	12	7/16"
F5072d	10	1/2"

Other Sizes Available

Fasteners

Stainless Steel Tee Nuts

A strong and secure fastener when strength is required. The teeth drive into the wood when tightened.



Sizes: 1/4-20 x 5/16" (Item **F9a**), 5/16-18 x 3/8" (Item **F9b**) and 3/8-16 x 7/16" (Item **F9c**).

Brass and Stainless Threaded Rod

Sizes: 3/16" thread dia. (Item **F10**); 1/4" thread dia. (Item **F10i**) Other sizes available.

Copper Clout or Clenching Nails

Flat head, square cut nails tapering to a sharp point are excellent for rib fastening, reducing hammer marks that often occur when using a common nail. They also have better holding capacity. Sizes: 1" (Item **F11a**); 1-1/4" (Item **F11b**) and 1-1/2" (Item **F11c**).



Monel/Stainless Staples

Here's a secret - use these non-corrosive staples instead of tacks for canvas jobs. It's faster, more economical and you save your thumbs! Sizes: 3/8" (Item **F13a**) and 9/16" (Item **F13b**). 1000 staples/box.

Easy-Touch Staple Remover



Removes tacks & staples in a jiffy; lifting the smallest to the long leg staples instead of knocking them out. Easy to grip handle (Item **F20**).

Common Copper Nail (Chart)

A wire nail with plain shank flat head designed for all-purpose use. Alternatively, where the nail is to be clenched and the wood is soft, a clout nail is recommended.

Item #	Size
F14-1	16 Gauge x 3/4"
F14-2	15 Gauge x 1"
F14-4	12 Gauge x 1 1/2"
F14-5	10 Gauge x 1 3/4"
F14-6	14 Gauge x 1 1/4"

Brass Brad-Finishing Nails

Deck fastening, easily driven and countersunk. See Price List (Items **F14b-1 to F14b-4**) 1/2" to 1-1/2" lengths.

Oval Head Brass & Chrome Plated Wood Screws

We've included these screws (see Items **F16a to F16h**) primarily for fastening our brass, stainless and polished aluminium half oval & half round molding/rub strips (see Item **O6a to O6g**). We also keep a selected stock of brass/chrome plated oval and flat head screws for chrome fittings and hardware see (Items **F17a & F17n**)

Brass & Silicone Wood Screws

Tapered "Robertson" or "Square" head screws are easier to back out and re-use. Popular with boat builders they provide a more solid drive than does the slot and Phillips.



Brass and silicone bronze also provide a traditional, classic look with silicone bronze often being the material of choice for boatbuilding as it takes on a nice complimentary look to cedar and other woods and provides excellent corrosion resistance. (See Below For Sizing Charts).



	Size	Brass	Silicone
6	1/2"	F15	F15-s
	3/4"	F15a	F15a-s
	1"	F15b	F15b-s
	1-1/4"	F15c	F15c-s
	1-1/2"	F15d	F15d-s

	Size	Brass	Silicone
8	3/4"	F15e	F15e-s
	1"	F15f	F15f-s
	1-1/4"	F15g	F15g-s
	1-1/2"	F15h	F15h-s
	1-3/4"		F15ii-s
	2"	F15i	F15i-s

	Size	Brass	Silicone
10	1"	F15j	F15j-s
	1-1/4"	F15k	F15k-s
	1-1/2"	F15l	F15l-s
	1-3/4"	F15l-2	F15l-2s
	2"	F15m	F15m-s
	2-1/2"	F15n	F15n-s
	3"	F15o	F15o-s

	Size	Brass	Silicone
12	1-3/4"	F15pp	F15pp-s
	2-1/2"	F15p	F15p-s
	3"	F15q	F15q-s
14	Size	Brass	Silicone
	2"	F15rr	F15rr-s
	3"	F15r	F15r-s

Building and Repairing Materials

Wood & Finished Boat, Canoe & Kayak Parts

Marine Grade Plywood

BS 1088 rated mahogany ply with excellent finishing. Note: part sheets are available in 1/2" and 3/4" sheets – a nominal cutting charge will be added

Item #	Size
G1a	3/16" 3 ply
G1b	1/4" – 5 ply
G1c	3/8" – 5 ply
G1d	1/2" – 7 ply
G1e	5/8" – 9 ply
G1f	3/4" – 11 ply
G1g	1" – 13 ply

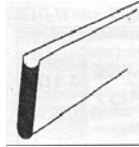
West Scarfer for cutting plywood scarf joints (Item **J875**).



Western Red Cedar Wood

Strips Each length is checked to avoid having to deal with butt joints or knots. Colours vary, so you can design the pattern you want and any accent strips (Item **G1**).

Sizes: 7/8" x 1/4" in lengths from 6 to 20 feet. Special pricing packages available (See **Size Chart**).



Item #	Size
G1	13/16" x 1/4" x 19'-20'
G1aa	13/16" x 1/4" x 17'-18'
G1bb	13/16" x 1/4" x 10'-12'
G1cc	13/16" x 1/4" x 6'-8'

Gunwales Pre-milled Ash 10' to 19'

Item #	Size
C22-1	Wales (Inner & Outer) 18'-19' x 3/4 x 3/4
C22-2	Wales (Inner & Outer) 16'-17' x 3/4 x 3/4
C22-3	Wales (Inner & Outer) 14'-15' x 3/4 x 3/4
C22-4	Wales (Inner & Outer) 10'-13' x 3/4 x 3/4
C22-5	Wales (outer) 16' x 1' x 3/4
C4b	18'-19' x 3/4 with lip for wood/canvas craft



Keels Pre-milled ash ready for quick installation. Sizes: 1" x 3/4" and 7/8" from 8' to 14' lengths. (Item **C23**).

Canoe/skiff Planking Pre-milled Ontario white clear cedar, ready to install in lengths up to 10 feet in sizes 5/32" x 4" (Item **C251**)

Canoe/skiff Ribbing New or replacement ribs for wood/canvas or wood/epoxy coated canoes, Ontario white cedar makes it easy to shape to the particular hull shape Sizes: 5/16" x 2-3/8" (Item **C232**); 5/16" x 1-5/8" (Item **C231**)

Runabout Ribbing New or replacement ribs for larger runabouts. 3/4" x 8' or to size (Item **C233**).


An excellent reference for canoe repairs or building a new wood canvas canoe is *The Wood and Canvas Canoe* by Jerry Stelmok and Rolin Thurlow (Item **E1**). See also our section: **Fasteners and Fittings** for choosing the 'right' fastener (Item **F5a** or **F5b**). Note: custom milling is also available.

Canoe Yokes and Thwarts

a. Regular Flat Wide 36" (see photo YS) Ash ready to install unvarnished (Item **C27a**).

b. Deluxe 'Dished' 36" (see photo YW) matches the neck and shoulder contour, unvarnished Item **C27b**).

c. Yoke w Padded Shoulder adjustable clamps (see photo YU) for easy installation and removal, varnished (Item **C26c**).



Building and Repairing Materials

Yoke Portage Pad

A black waterproof nylon pad 22" x 6" with sewed in Velcro straps, attaches to any size yoke (Item **C27pad**).

Canoe thwarts

Ash in 36" and 39" lengths, (see photo T on previous page) unvarnished ready to install (Item **C26**).

Hanging Yoke Fastener Kit

Includes four bronze carriage bolts 3/16" x 4" with nuts, washers, and covering caps (Item **C337y**).

Hanging Thwart Fastener Kit

Includes four bronze carriage bolts 3/16" x 4" with nuts, washers, and covering caps (Item **C377t**).

Canoe & Skiff Decks

Tapered 7/8" x 7" x 14" ash, unvarnished – one deck (Item **C25a**)

Pickup Handles

For canoes and small craft, handy ash bow/stern handles ready to install. Their yoke-shape comfortably fits the hand and provides good grip for portaging or lifting: 12" x 3/4" x 1-1/4" (Item **C25d**) Fasteners see (Item **F19c**).

Bow and Stern Stem Laminates

Included in our Canoe and Skiff Kits these are finely milled ash strips for easy bending to match the inner and outer stem pieces:

a. Canoe Stems measuring 3/8" x 7/8" x 48" x 8pcs. Inner stem: 4 pcs. Red cedar, Outer stem: 4 pcs. Ash (Item **C25ai**).

b. Dinghies/Skiffs/Wherries/Prams measuring 3/8" x 7/8" x 48" x 6pcs (Item **C261**). For appropriate glue see (Item **I1**). Ash outer, cedar inner.

Canoe Seats



a. Fine 'Real' Cane 34" x 10" ash unvarnished (Item **C28cane**)

b. Woven Nylon Webbed 34"x 10" varnished ash with black webbing (Item **C28web**)


c. Babiche Caribou Woven Seats

Traditionally handcrafted featuring dowelled ash frames, varnished, ready to install frames 36"x 25"(bow) and 24"x 10"(stern) (Item **C29a**).



d. Sliding Bow Canoe Seat

Consists of two ash "U" brackets, 3 slide rails (one to mount gunwale to gunwale), spacers, and stainless hardware. Sold with or without seat (Item **Csbk/s**).



Canoe Seat Kits

a. Cane Kit A weave your own seats consisting of 400' x 1/8" medium cane hank. Pegs and instructions for two seats (Item **C31**).

b. Cane Kit B pre-woven medium 1/8" cane 20" x 24" & 9 ft reed spline, instructions for two seats (Item **C32**).

c. Durable Lacing Kit 100' brown & yellow lacing and instructions for weaving two seats (Item **C33**).

Building and Repairing Materials

Hanging Canoe Seat Kit

Four pre drilled ash dowels, 4 bronze 3/16" full-thread bronze carriage bolts w. nuts/washers and black protective caps for bolt ends (Item C37).



See Boat & Canoe Accessories and Giftware Section for additional canoe seats and accessories.

Closed Cell Foam & Nylon Seats

Adjustable backrests, fits most kayaks, 17" wide bottom pad. (Item C40)



Yakima Footbraces

Nylon with aluminum tracks, adjustable sliding foot braces; fits any kayak, can be fastened with screws or epoxy. (Item C42)



Kayak Adjustable Footbraces

Heavy nylon textured foot pads. No jamming from sand or dirt (Item C42AD).



Seaward Rudder Kit

Drop pin rudder include cables, mounting brackets, rising: lowering assembly. (Item C41)



Kayak Hatch/Decking Kit

24" x ¼ Bungee, 14 nylon lacing eyelets, 28 bolts. (Item C42ad)



Finishes, Cleaners, Paints and Varnishes

Wood/Fibreglass/Metal Cleaners and Paint/Varnish Removers

NEW Strip-It Green Marine Paint & Varnish Remover

Contains no Methylene Chloride or caustics, it's odourless, and is easy to remove and apply, biodegradable, water based, safe for the user, engineered to lift several layers of paint and varnish in one application. 4 litre (Item **H3b**).

Paint & Varnish Scraper

Oval & triangular blade w. oak handle perfect for sanding between ribs, edges or uneven or curved surfaces. (Item **Nsp7**)

Sanding Sponges & Pads

a. Fine grit sponge

For use prior to final varnish or paint coat. Soak in water and it builds up into a nice foamy sanding pad with excellent results. (Item **Nsp8**)

b. Ultra Fine Sanding Pad for use with water on any surface to remove very fine scratches, sanding marks, particularly suited for varnish work. (Item **Nsp9**)

Wood Cleaner (Item H1) Two step process when used with our **Wood Brightener (Item H2)**. The Cleaner removes dirt and stains and the Brightener restores badly weathered (grey or blackened) wood revealing a 'like new' surface lustre. We've restored boats with these products to new factory look with only one or two applications. We recommend using a Stainless Steel Scrubber (Item **H4**) with the Cleaner. Use on all woods, especially oak and teak.

Fibreglass Epifanes Prep-Cleaner

Waxy residue should be removed by wiping surface with Prep-Cleaner to ensure optimum



adhesion for both primers & enamels (Item **H8c**).

West Aluminum Etch Kit

A two-step treatment for preparing aluminum surfaces for bonding with GFLEX epoxy. Adhesion is significantly improved with this process.

(Item **N1z1**)



Abrasives

Norton Garnet wet or dry sanding -new or old finishes: 9" x 11" sheets. Available in single, five packs or fifty:

80 dry (Item **Nsp1**);

120 dry (Item **Nsp2**);

180 dry (Item **Nsp3**);

240 (Item **Nsp4**);

Wet or Dry # 220 (Item **Nsp5**);

Wet or Dry # 320 (Item **Nsp6**).

Hand Sanding Pad for 9" x 11" sheets (Item **Nsp10**).

Wood, Fiberglass, and Metal Primers and Sealers

Epifanes Easy-Flow

Designed primarily as a flow enhancer for varnish or paint, also

recommended as a wood sealer and rust-inhibitor (Item **N4d**).



Epifanes Multi Marine Primer & Sealer

Excellent adhesion to wood, aluminum, metal and bare or painted surfaces. High build, good filling and corrosion prevention. Use with one or two part paints (Item **N7**).



Epifanes Werdol Wood Primer & Sealer

Excellent grain filling and adhesion for subsequent one



Finishes, Cleaners, Paints and Varnishes

part enamels. white or grey (Item N7b). Also recommended as a primer/sealer over our **Canvas Filler** (Item N6i) prior to final paint coats in wood/canvas canoe work. You will use less paint and have a hard and smooth professional look to the finish.

Epifanes Fiberglass Primer & Sealer

Use on fiberglass or epoxy to improve paint adhesion. Also fills sanding marks, surface scratches. (Item N10pw).



Fibreglass and epoxy surfaces must be cleaned and degreased with **Epifanes Fibreglass Prep Cleaner** (Item N8c).

Epifanes Epigron **Prelacquer Metal Primer A**

metal coating primer and under coater for steel and aluminum. High build-up with excellent adhesion for one part enamels and mono urethanes. (white) 750ml. (Item N8d).



Polishes & Rubbing Compounds



'Ouator' Metal Polish

Cleans, polishes, protects bronze, brass and chrome against tarnish, water stains and rust, keeps on working guaranteeing months of free maintenance. (Item H7).

Rubbing Compound & Finishing Kit for Paint, Fibreglass & Epoxy

Easy 3 step process to deal with oxidized surfaces, removal of over spray & wet sanding scratches leaving a surface gloss and 'polished' look. The **Kit** includes a 946ml liquid rubbing compound; a 16 oz liquid finishing polish; 3 pk Swobbit Terry Towels and a 3pk Swobbit Flannel Polishing Cloths (Item H016).

Rubbing Compound & Finishing Kit for Varnish Varnish coatings are not as hard a finish as paints – they're flexible – thus a careful approach is required to remove over spray and sanding scratches. Kit includes selected wet sanding abrasives from #400 to #1200; 16 oz. Liquid Finishing Polish; a selection of Swobbit Terry Towels and Flannel Polishing Cloths (Item H1006).

Canoe/Kayak Performance Coating

Reduced hull friction for easy paddling and increased speed. Coating provides UV protection, seals out dirt and gives a high gloss, showroom finish. 415 ml (Item H31pc).



Wood Fillers & Stains


Formulated to match **Pettit Fillers**. Used to fill and permanently stain porous grained wood. Light Mahogany (Item W7760); Dark Mahogany (H7665); Red Mahogany (Item H7666), Golden Walnut (Item H7680)

Chris Craft Specialty Fillers & Stains Deep Red Mahogany –Most Common for Chris Craft (Item H9603)

Cordova (sandy blonde) (Item H7749)-Most common for deck seams

Dark Walnut (Very dark, blackish brown) (Item H9803)

Corina Blonde (a strong yellow) (Item H9802)



The above can be thinned with **Epifanes**

Finishes, Cleaners, Paints and Varnishes

Brushing Thinner (Item N8a) to the consistency of varnish and applied with a brush or cloth and, when dry, finished with **Epifanes Clear Varnish** (Item N2)

West System Fillers

Epifanes Fiberglass

Filler Filler that mixes to a workable paste and hardens for a strong bond. White, 500 grams (Item Iffw).



403 Microfibres

Blended with epoxy. Creates an adhesive for bonding wood and gap filling. White (Item K1a).

404 High-Density Filler Use for hardware bonding, filleting and gap-filling (Item K2a).

405 Filleting For gluing joints and creating fillets that are smooth and require little sanding. Brown (Item K3).

406 Colloidal Silica When mixed with epoxy, prevents epoxy vertical & overhead runs. Ideal for bonding, filleting and has strong abrasion resistance. White (Item K4a)

407 Low-Density Filler When mixed with epoxy fill minor seams and cracks, makes fairing jobs easy to sand or carve. Dark brown. (Item K5a)

410 Microlight™ When mixed with epoxy, makes a light, easily-worked fairing compound that is easy to sand, light tan (Item K6a).

420 Aluminum Powder

As an additive to epoxy, increases hardness and abrasion/moisture resistance. Cures to a metallic colour and may be used as a base for subsequent painting (Item K7a).



422 Barrier Coat

Designed to improve cured epoxy's moisture-exclusion effectiveness. Used as a barrier coating additive to help prevent gelcoat blistering in polyester fiberglass boat hulls. (Item K8).



423 Graphite Powder

Can be mixed with epoxy to produce a low-friction exterior coating with increased scuff resistance and durability. (Item K9a).



Bedding & Caulking Above & Below the Waterline

Sikaflex Adhesive & Sealant (291 Lot)

Tack free 3 hs., full cure 5 days used above/below water line, caulks seams, keels, rub bands. Sandable, paintable, and also used for deck striping: white, black or mahogany (Item L1a-c).

Sikaflex Adhesive & Sealant (291)

Above or below waterline. Fast cure rate makes it ideal for boatyard or boat repair use; tack free in 1 hr., full cure 3 days; white or black. (Item L2a-b).

Sikaflex Adhesive (292) High strength adhesive, seals large gaps and can even replace rivets, screws and mechanical fasteners - white. (Item L5a).

Sikaflex Deck Caulking (290) A high UV resistant sealant for deck caulking

Finishes, Cleaners, Paints and Varnishes

and waterproofing. (Item **L4a-b**).

Sikaflex 295 Acrylic and glass ports and deck lights. Gives a strong bond while ensuring that thermal movements in glazing panels are absorbed without stress. (Item **L6a**).

Dolfinite “Type” Marine Bedding Compound

Bedding keels, transoms, mouldings, shaft log and deck hardware. Stays flexible and strong in changing conditions and provides a long lasting waterproof seal. Can be varnished or painted over. (Item **L2005G**).



Davis “Slick Seam” Underwater Seam Compound

Sticks to wet or dry surfaces, allows for flex, expansion, applies easily, cleans up fast, can be sanded & painted. Both of the previous items can be used with oakum or caulking fibre in new/old wood seam planking (Item **L13**).

Red Lead Powder A bright orange powder with strong preservative properties.

When mixed with linseed-oil putty it makes “red lead putty” for use as stopping in seams below the waterline on wooden craft. (Item **L5049**).



White Lead Paste A stiff white paste for luting joints in timber construction and bedding fittings. Linseed-oil or putty can be added to modify the consistency, and the light colour makes it the preferred stopping above waterline (Item **L5048**).



Stockholm Tar A strongly preservative thick liquid used to preserve natural



cordage and timber. Traditionally used to coat servings on rigging and is the substance added to oakum to stop it rotting (Item **L2809**).

Bristol Sussex Caulking

Cotton Traditional style white cotton caulking # 1 grade 210 feet. (1/2kg) bags. (Item **L65**).



Caulking Cotton A white 8 strand cotton 5/16” (8mm) dia. used in transom work, planking & keels. (Item **L7**).



Best Navy Oakum Steeped in Stockholm tar used below the waterline, due to its high durability. (Item **L6**).

Caulking Iron Use with oakum and caulking cotton this tool will make the job easy. Size #00, blade width 2”, thickness 1/32” (Item **L9**)



Fibreglassing, Canvassing & Repairing

Valene Coated

Fibreglass Use with epoxy and polyester resin as a reinforcement to lay-up, repair or as a covering fabric for wood epoxy projects where high saturation and clear coatings are important. Sizes: 6 oz. x 60” (Item **M1a**) 6 oz. x 38” (Item **M1c**).



Glass Reinforcing Tape

Reinforce hull-deck corners, boxes, seams, chines, keels and bulk heads. Gives strength to resist cracks and abrasions. 9 oz x 2” (Item **M3a**) 9 oz. x 4” (Item **M3b**)



Kevlar Skid Plate Kit protects Kevlar, fibreglass, ABS boats & canoes: Two pre-cut Kevlar felts (bow/stern stems), epoxy resin, gloves and instructions (Item **M8**).

Finishes, Cleaners, Paints and Varnishes

Kevlar Skid Plates 32" x 3-1/2" and tapering to 2" sold by the set (Item **M8p**).

Kevlar and Royalex Skid Plates 38" x 6.5" tapering to 3" (Item **M8pl**)

Canvas #10 Duck (14.75 oz.) x 2 ply x 60". This will do most canoe jobs economically (add 2 ft. to length you are covering, e.g., a 16' canoe requires 6 yards. (Item **M4a**).



Canvas Webbing Pliers-

The jaw acts as a lever for a strong pull. Durable and comfortable for the hand, this quality tool makes it easy for one person to stretch canvas and free the other hand for tacking (Item **M7**). (See also (Items **F5a**) Canoe Tacks & (Item **F13**) staples)

Canvas Filler an oil primer sealer with a high solid component for maximum build-up, penetration, flexibility that creates a strong, long-lasting bond. Excellent adhesion to canvas and the good news – no need to wait weeks for the filler to cure! Approximate cure time 72 hours. 4L container colour (white) (Item **M6i**). Instructions included. Recommended primer coat after the filler has cured use **Werdol Epifanes Primer** (Item **N7b**).

Kevlar, Fibreglass Canoe and Kayak Repair Kit

Material to repair a fracture or puncture up to 8" wide x 12" long. Kit includes 12" x 16 1/2" Kevlar cloth, 12" x 38" 1 oz. Mat, Durekane resin/hardener and detailed instructions. (Item **M7-2**).

ABS/Royalex Repair Kit three 100 gram packages Royalex resin, 1 sq. ft Kevlar cloth and instructions. (Item **M9**).

Royalex Repair Resin a 2-part resin glue to fill gouges, scratches and major

repairs on Royalex/ABS hulls. 100 gram packets. (Item **M10**).

Specialty Glues, Epoxies & Applicators

Marine Resin Glue by Dural easy to use wood powder glue, sands easily, water resistant and recommended for wood strip planking, laminating and joinery and other wood projects (Item **I1**).

Reusable Plastic Syringes

use with the above – especially good for wood strip hull planking or epoxy resins for injecting into tight spots such as cracks, scratches or blister repair or hardware bonding. (Item **I2**).



West System G/5 Five-Minute

Adhesive easy 2-part system for fast repairs, general bonding, holding parts in position, for wood, fibreglass and metal, cures in 3-5 minutes. 8 oz.(Item **IG-5**).

West System G/flex 650 easy 2-part system to bond damp, resinous and exotic woods; aluminium, fibreglass and ABS canoes/kayaks repairs. Provides a tough waterproof bond. 8 oz.pk.(Item **Igflex**)

West System Six10 Adhesive

Convenient cartridge (standard caulking gun). Bonds to wood, metal, fibreglass and masonry. Includes a Static Mixer for placing it exactly where it's needed in less time and no mess. 190ml. (Item **Isix10**)

Handy West Repair

Pack: Small boat repairs. 2 pc x 16-grams 105 resin, 2 pc x 3.2-grams hardener, 3.5 grams filler, brush, mixer stick and instructions. (Item **I3**).



Finishes, Cleaners, Paints and Varnishes

Maxi West Repair Pack same as above but larger. 6pc x 16-gram resin, 6pc x 3.2-gram hardener, 6 grams low density filler, 4 grams of high-density filler, 2 brushes, 1 syringe, 4 mix sticks, gloves, 4 cleaning pads, 4 mix cups and instruction(Item **I4**).

West System Resin & Hardener Packs pre-measured 6 pc -13.75ml of 105 resin and 6 pc -2.75ml of 205 fast hardener packets for minor repairs or coating jobs, instructions (Item **101T**). Packets-resin/hardener (Item **I101Tpk**).

105 Epoxy Resin

A clear, liquid resin to wet out and bond with wood, fibreglass and metals. Cures under wide temp ranges and can be sanded, shaped, varnished or painted Sizes:

105B-1 gal.(Item **I7**) **105A**-1qt. (Item **I6**)

105C – 4.35 gal. (Item **I8**).



206 Slow Hardeners Ideal for home builder - slow cure (10-15 hrs) rigid, strong, moisture resistant bond and coating.Sizes: **206B**-86qt. (Item **I10**) **206A**-.44pt. (Item **I9**) **206C**-.95gal. (Item **I11**)

205 Fast Hardener

A rapid cure in 6-8 hours – good for working in cool temperatures. Sizes: **205B**-86qt. (Item **I13**) **205A**-.44pt (Item **12**) .86 Qt. **205C**-.95 gal. (Item **I14**).

207 Special Hardener

A clear, moisture resistant natural wood finish. Resists clouding in humidity, won't drain on vertical surfaces, three coats or more can be applied in a day without surface prep between coats. (12-18 hr cure). Sizes: **207SB**-1.32 Qt (Item **I16**);. **207SA**-.66 Pt (Item **15**); **207SC**-1.45 gal (Item **I17**).

Application Tools for Using Epoxy

The following lists tools for repairs and new work with Epoxy. You can also call us for free professional advice Toll-Free Help Line 1-800-588-4682.

300 Mini Pumps

Takes guesswork and mess out of measuring and mixing. Dispenses resin and hardeners in proportions and saves epoxy by preventing waste. (Item **J1c**).

Epoxy Mini Roller and Tray Designed for epoxy resins (Item **J4a**). Refills - tray & 2 rollers. (Item **J4b**).



803 Glue Brushes

½" x 6" glue brushes for small bonding and coating applications. (Item **J5**).

Chip Resin Brushes Pure bristle brushes to apply epoxy Sizes: 1" (Item **N65a**) or 3" (Item **N65**).

Plastic Epoxy Spreaders

Flexible 3-1/2" x 6" spreaders for coating, fairing, filling, applying to fibreglass fabric. Reuseable. (Item **J6**).

Disposable Gloves Protection when using epoxy and more puncture resistant than conventional gloves. Large size fits most. (Item **NJ7a-c**).

Specialty Wood Marine 'Spar' Varnishes by Epifanes

Clear Gloss Varnish

A durable UV high build gloss finish. Chinese tung oil with non-yellowing resins – a terrific varnish for all climates. Covers 150 sq.ft. (Item **N2** –1000ml) (Item **N2a** – 500ml). Item **N25** -5000ml) Use with either **Epifanes Brushing Thinner** (Item **N8a**)



Finishes, Cleaners, Paints and Varnishes

or **Spray Thinner** (Item N8ab)

Wood Finish Gloss

Excellent for oily woods, new teak and other exotic woods, provides a UV shield requiring no sanding between coats. Covers 130 sq. ft. (12 sq. metres). (Item N4 – 1000ml) and (Item N4a – 500ml)



Rapid Clear

A semi-gloss finish for all woods with a high UV protective coating that bonds well to teak and other oily woods. Can be applied with no sanding between coats. Brush or spray. Covers 120 sq.ft. (Item N4b - 750ml)



Rapidcoat

A semi-gloss finish with teak tint to highlight natural wood grain. Use on all woods including teak and other oily woods. High UV protection and optional sanding between coats. Spray or brush 750ml covers 120 sq.ft. (Item N4c)



Wood Finish Matte



A UV protected satin sheen finish (non-reflective) for exterior or interior use, Resistant to moisture, chemicals and abrasion. Best results when applied over **Woodfinish Gloss** or **Clear Gloss Varnishes**. Spray or brush 750ml covers 150 sq.ft. (Item N5).

Rubbed Effect Interior Hand-rubbed finish, moisture, chemical and abrasion resistant. Best for interiors. Use **Clear Gloss** over bare wood and finish with above. covers 130 sq.ft. (Item N3).



Teak Oil

One-component wood oil based on

linseed oil and alkyd resins. Used for the maintenance and protection of teak and other oily and/or resinous types of wood. 1000 ml. (Item N8bz).

Hull and Deck Paint


Yacht Enamel

Mirror-like gloss, longevity, surface hardness and flexibility prove it's the ultimate finish for wood, steel fibreglass & aluminum. 750ml tins in 49 colours.



Epifanes paints can be brushed or sprayed with the appropriate primers, sealers and thinners. For choosing paints see price list (Items NYE0 + chart #). Also available is



Epifanes Boatlakk/Yacht Enamel			
	wit	25	24
	1	26	210
2	3	4	40
216	212	18	27
213	214	217	215
206	28	7	29
8	205	48	6
30	9	31	218
62	72	65	37
21	16	23	33
11	14	35	34
12	13	19	aluminium

Finishes, Cleaners, Paints and Varnishes

Epifanes Monourethane- one part paint enamel for use where extremely hard wear is anticipated. (Item N9 + chart #)

Epifanes Non-Skid Deck Coating
Semi gloss with non-skid poly propylene beads for wood, steel, aluminum and fibreglass. Excellent colour retention, cleans easily and stands up to rough wear. Available in #1 Cream (Item N6bc); #212 Gray (Item N6bg) and White (Item N6bw).

Polypropylene Beads
Pre-measured package for adding to 750 ml. tins of Epifanes paint enamel as an anti-skid surface. (Item N6d)



Nautiforte
A high gloss, one part paint, long lasting gloss, weather durability for decks and high traffic areas. Use on wood, fibreglass, steel, aluminum with appropriate primers. 750ml covers 130 sq.ft. Available in White (Item N6cw); Oyster White (Item N6cow) and Off-white (Item Ncow).



Chris Craft Type Bilge Paint
Formulated to resist dampness, oil, grease and prevent rot, available in traditional bilge colours as used in Chris Craft and classic runabouts. Deep Red Mahogany (Item N9606m), Gray (Item N9606g).

Paint & Varnish Thinners
Pure white spirit for thinning one-part paints and varnishes.
Brush Thinner 500ml (Item N8a); 1000ml. (Item N8ab) and **Spray Thinner** 1000 ml. (Item N8ab).



Brushes for Varnishes & Paints

Varnish & Paint Brushes

Highest quality, European styled brushes with chiselled pure Chinese bristle. Each hair is split to produce optimum softness and are available in the following styles:



a. Round Styles

Great holding capacity and the chiselled shape ensures accurate paint spread. Sizes 3/8" (Item N10mm), 1 1/2" (Item N14mm)

b. Full brush but with rounded edges.
Ideal for paint or varnish application. Sizes 1 1/2" (Item N50mm); 2" (Item N55mm); 2 1/4" (Item N60mm) and 2 1/2" (Item N65mm).

c. Select Varnish & Enamel Brushes
An economical brush 60% polyester & 40 % bristle for smooth quality finishes with varnishes or enamels. 2" (Item N14)

d. Disposable Foam Brushes:
Leaves no brush marks or falling bristles. Ideal for applying final paint or varnish coats. Sizes: 2" brush (Item N75) and 3" brush (Item N75a).



Deluxe Awlgrip Tack Rags

Available in a 4 pk and used to lightly tack wood or fibreglass surface that is being prepared for varnish or paint (Item N73009)

Hardware and Fittings

Deck Fittings

We offer fittings in bronze, brass and chrome. We also cast and chrome plate from original fittings. We take great care to ensure you select the correct fitting to your particular boat's style and function.



Torpedo Cleats

a. length 3-1/2", base 2-1/2" x 1-1/4" bronze (Item **O1a-bz**) chrome (Item **O1a-cr**)

b. length 4-1/2", base 4-1/4" x 2-3/8" bronze (Item **O1b-bz**) Chrome (Item **O1b-cr**)

Tubular Jamb Cleat

a. 3-1/2" x 7/8" line 1/2" (Item **O1c**) bronze
b. 3-1/4" x 7/8" line 5/8" (Item **O1ca**) bronze
c. 1-7/8" x 3/4" line 1/4" brass (Item **O1cb**) **d.** 2-1/4" x 3/4" line 1/4" (Item **O1cb1**)



Mooring Bit

5" x 5" base; pin size 5/8"; upper square piece 2" x 2"; height 4-1/2" bronze (Item **O1h**)




Horn Cleats

a. 2-1/2" L.O.A. x 7/16" base, 2-hole bronze (Item **O1i**)
b. 4-1/8" L.O.A. x 1/2" base, 2-hole bronze (Item **O1IIa**)



c. 6" L.O.A. x 1-1/4" base, 4-hole bronze (Item **O1iii**)

Bollard Cleat



Size: 2-1/2" arm x 2" base dia; 2-1/2" stud w. nut & washer bronze (Item **O1o-p**). Also available without stud and 4 fastening holes.



Deck Cleats Solid

a. 4", 2 hole base 1 5/8" x 3/4" bronze (Item **O1r4**)

b. 5" x 3/4", 2 hole bronze (Item **O1r5**)

c. 6" x 7/8", 2 hole bronze (Item **O1r6**)



Deck Cleat Open

4-1/2" base 1-5/8" x 1-5/8", 4 hole bronze (Item **O1q**).



Deck Fairleads

a. Closed Straight

4" x 3/4" open 1-3/8" x 5/8"; two holes; bronze (Item **O2c**).

b. Open Straight

4" x 7/8"; open 1-3/8" x 5/8"; three fastener holes; bronze (Item **O2a**).

c. Open Angled

4-1/4" x 1"; open 1-1/2" x 7/8"; two fastener holes; brass or chrome (Item **O2eb**). Other sizes available.

d. Open Continental

4-1/4" x 1" tapers at end; open 1-7/8" x 3/4"; three fastener holes; brass (Item **O2abc-bz**) chrome (Item **O2abc-cr**)

e. Open Straight with Lip

4" x 7/8"; open 1-3/8" x 1/2"; two holes; bronze (Item **O2h**).



A- D pictured top to bottom



Hardware and Fittings

f. Open Angled with Lip
4" x 7/8"; open 1-1/4" x 5/8"
two holes; bronze (Item
O2j).



g. Bow Fairlead

4 1/4" x 2 1/4" base; 1 1/2" x 3/4"
opening; brass or chrome.
(Item **O133**)



Anchor Chain Storage:

6" Overall diameter with 1/2"
Spigot /Flange, brass or
chrome
(Item **P112**)



Classic Style Windshield Brackets

(centre frame with two
side brackets)
Set at 60 degrees at
centre bracket, height 9"
and side bracket height
3-1/4".



Easily installed on flat or
curved surfaces. For glass
fitting- simply take a paper pattern and
then have your local glass supplier cut
two 1/4" laminated glass pieces with
bevelled edges and you're ready to install.
Available in polished bronze (Item **O3-bz**)
or chrome (Item **O3-cr**). Also available
are the appropriate fasteners and black
rubber gasket material- approx. 5-6 ft
required see (Item **O3d**).

Windshield Insulation Gasket

Flexible black windshield weather gasket
for use in Item **O3-bz** or **O3-cr** above as
well as other windshield applications.
Provides a nice finished look to the deck,
compliments the windshield and stops
water and vibration. (Item **O3d**)

Windshield sealant-clear -use with Item
O3-bz or Item **O3-cr**. (Item **O3seal**)

Windshield End Brackets

Angled (two brackets),
ideal for single or double
panes Size: base 2-3/4" x
1-5/8", vertical height 1"
sold as pair in brass



(Item **O3e-bz**) or chrome (Item **O3e-cr**).

Wrap-around Windshield

Crystal clear plexiglass, highlighted with
a heavy-duty polished aluminium frame.
Custom built to match the contours of
your deck. (Item **O3c**)

**Eye Straps, Pad Eyes, &
Rings**

Canoe Deck Loop & Ring

1-7/8" x 1/2"; 3/8" eye 2 hole;
1 1/2" ring (Item **O4a**)



Rings

1-1/8" ID x 3/16" brass (Item **05l**), 1-1/4" x
3/16" (Item **05ll**).

Eye Straps

a. Size: 1-7/8 x 1/2 x 3/8 eye brass
chrome 2 hole see (Item **O4a**)



b. 2-1/2" x 5/8" x 1/2" eye 2 hole brass
(Item **O5e1**)

c. 2-1/2" x 1-1/8" x 3/4" eye 4 holes, brass
(Item **O5f**)

Pad Eye Diamonds

a. 31/8" x 1-7/8" x 7/16" eye 4
holes bronze (Item **O5h**)



b. 1-1/8" x 1-1/8" x 1/2" eye 2
holes bronze (Item **O5i**)



Pad Eye Square

1-3/4" x 1-7/16" x 3/4" eye 4 holes,
bronze (Item **O5k**)



Pad Eye Oblong

3" x 7/8" x 7/8" eye 2 holes bronze



Hardware and Fittings

(Item **O5jobl**)

Ring Mooring Bolts

a. 2" shank, 1-1/2" ID ring, washer & nut; brass (Item **O4c**)



b. 2-3/4" shank, 1-3/4" ring inc. washer & nut; brass (Item **O4d**)

Mooring Eyes

a. 4" x 3/4" base; 2-1/2" studs w. nuts; 1-3/4" eye; brass or chrome (Item **O4f**)



b. 3-1/2" x 3/4" base; 2-1/2" studs w. nuts; 1-1/2" eye; brass or chrome (Item **O4g**)



Bow Eyes

Item #	Size
O5a	2.75" x 3/8" x 1" eye chrome on zinc
O516	2-1/8" x 5/16" x 5/16" eye bronze
O5aa	3" x 3/8" x 1" eye brass or chrome
O5wc	3" x 3/8" x 1" eye bronze
O5c	4" x 3/8" x 1" eye bronze
O5b	5" x 3/8" x 1-5/16" eye chrome on zinc
O5cc	6" x 3/8" x 1" eye bronze



(O5a)/
(O5b)



(O5c/O5b/O5
wc/O516)



(O5aa)

Eye Bolts

Item #	Size
O4e	2-1/4" x 5/16" shank; 7/16" eye; brass
O4e508	2-1/2" x 3/8" shank; 7/16" eye; brass
O4e08	3-1/8" x 5/16" shank - 7/16" eye, bronze
O4e10	4" x 3/8" shank; 1/2" eye; bronze
O4e12	4-1/2" x 1/2" shank; 1/2" eye; bronze



O4e508



O4e



O4e12

Bow Handles

a. Classic Style 6-3/8" x 1-1/2" forward base width,



Classic Bow Handles

height 1-3/4" bronze (Item **O53**) chrome (Item **O53a**)

b. Continental Style (Small) 7-1/2" x 1-1/8" base; 1-1/4" height; chrome or brass (Item **O52-a**)



c. Continental Style (Large) 10-1/2" x 1-1/2" base; height 1-1/4" chrome or brass (Item **O52-b**)



d. "Indian Head" Style 6-3/8" x 1-1/2" base, 1-3/4" height; bronze (Item **O54-bz**) chrome (Item **O54-cr**). Available with or without *Lakefield* insignia.



Dash Board/Cockpit Grab Handle

8-3/4" base length; 8-1/4" x 5/8" handle, chrome or brass and includes 2-1/4" studs with washers & nuts (Item **O40**).



Stern Handles

1. Size: 6" x 1-3/4"; 4 holes, bronze (Item **O41WC-Bz**) chrome (Item **O41WC-Cr**).



2. Size: 6-1/2" x 1-1/2", 2 holes, brass or chrome (Item **O41a**)

3. Continental Stern Handle with lip, two holes, base 5" x 1-1/8"; chrome or brass. (Item **O41b**)

Fender Cleats

Size: 1-3/8" x 1-5/8", 3 holes, opening 1/2" x 1-1/4" brass (Item **O1J-Br**) chrome (Item **O1J-Cr**).



Spar or Fender Cleat

2-5/8" x 1/2" for 1/4" line, 2 hole nickel plate (Item **O1ia**).



Fender Eye Plate

3-1/4" x 1-3/8" with studs or 3 hole fastener chrome or brass (Item **O58**)



Hardware and Fittings


Lacing eyes

1-1/4" base brass or chrome
(Item **O5hook**)




Step Plates

Brass or chrome frame, UV
protected black rubber
inserts Size: 6" x 11-5/8"
(Item **O42-br/cr**) or 3-3/16"
x 9" (Item **O43-br/cr**)




Classic Bow Light

6-1/4" x 3-7/8" red/green
lens. Chrome (Item **O7a**)
brass plate (Item **O7b**)



Low-profile Bow Light.

6" x 3" tapers to 1/2"; 1-1/4"
high, Red/Green Lens
gasket & bulb. chrome or
brass (Item **O7c**)



Cabin Side-Mount Red/Green

2-3/4" x 3-1/2" brass or
chrome (Item **O18ab**)



Cabin or Mast Mount

2-1/2" x 2-7/8" base, flat or
curved back. Brass or
chrome (Item **O19ab**).



Cabin Side-Mount "Tear Drop" Style

5-3/4" x 3" brass or chrome
(Item **O20ab**)



Stern Retractable Light

Retracts 24" to 6-1/2"; twist
base to tighten 4-1/4"x 1-
1/2" with rubber gasket, 3-
hole fasteners, durable glass
lens, includes bulb. (Item
O7d) chrome or brass.



Masthead-Mounted Anchor
3-1/4" x 2-3/8"; white or clear
lens. Brass or chrome (Item
O162b).

Toggle Light Switches

Matches our lights. 1-1/2" x 2-
1/8". Backing plate, two fastening
holes (Item **O7f**) or switch only
(Item **O7fnp**), both ready for
wiring. Chrome or polished brass.



Straight Flagpole Sockets

a. 90 degree socket Size:
3/4" ID x 2-1/4" base x 2-
1/2" high with cleat, bronze.
(Item **O7ga**)



b. 90 degree socket Size : 5/8" ID 2-1/4 x 2-
1/4 bronze (Item **O7gaa**)

Angled Flagpole Sockets

a. Angled 5/8"ID x 1-3/4" with
twist screw. Brass or chrome
(Item **O7g(b)**)



b. Angled 3/4" ID x 2-1/4" x 2-1/2" high
bronze (Item **O7gi**)

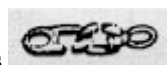
c. Angled 3/4"ID x 2-1/8" with twist screw,
brass or chrome (Item **O7g(a)**)

d. Angled 1"ID x 3" base x 2-3/4"high with
cleat, bronze (Item **O7g**)

**Removable (lockable) Angled Socket
& Pennant Pole** 12" pole x 5/8" base
chrome or brass...see above photo (Item
O8ab)

Flag & Pennant Swivels

Easy on/off attaching of flags
and pennants, bronze (Item **O7h**)



Hardware and Fittings

Pennant & Flag Wood Poles a. Bow or Pennant (as shown) ash unvarnished 12" high, base fits 5/8"

3/4" sockets (Item **O8p**). Fits our Classic Pennant Bow Light (Item **O7a**). Flag Clips, stainless steel (Item **O8flagclip**).



b. Flag pole (as shown) ash unvarnished 22-1/2" high, base fits all socket sizes. (Item **O8**). Flag Clips, stainless steel (Item **O8flagclip**) Matching bases are available for rail, deck & cabin mounting in brass or chrome.

Fuel, Water Waste Filler Caps

Brass or chrome 1-1/2" hose; base dia. 3" with 3-1/8" extension. Other sizes available (Item **O70**)



Plain Filler Cap

Brass or chrome 2" hose; base dia. 3-1/2" with 4-1/8" extension. (Item **O71**)



Waste Filler Cap

Brass or chrome 1-1/2" hose; base dia. 3-1/2" with 3-1/8" extension. (Item **O501**)



Pump Exhaust Outlet

Brass or chrome, 2-7/8" x 1 1/2" for 1/2" hose (Item **O72**)



Drain Fitting

Brass or chrome, 1-5/8" x 3/4" (Item **O2o6r**)



Mushroom Ventilators

a. Low Pattern (not shown) 2-3/4" ID x 4-1/8" flange dia. x 1-3/8"

closed height (Item **O9a-c**)

b. High Pattern (shown) 3" ID x 5-1/2" closed height-3-1/4", bronze (Item **O9a-cc**) larger sizes



available.

Shell Vent

a. 6" x 4-3/4" x 2-3/4" high, chrome or bronze (Item **O9L1**)

b. 7-1/2" x 6-3/8" x 2-3/4" high chrome or bronze (Item **O9L2**)



Shell Vent Low Profile

6-7/8" x 4-3/4", brass or chrome (Item **O9g**)



Cowl Ventilator



8-1/2"; Cowl opening 5" ID; removable with twist screw; base 4-1/2", 5 screw holes; brass (Item **O9e-f**)

Cowl vent Cap removable cap and twist screw; brass (Item **O9cap**)

Square Hole

6" x 3" brass (Item **O9h1**)

9" x 3" brass (Item **O9h2**)

9" x 6" brass (Item **O9h3**)



Round Hit and Miss Ventilator

a. 3-3/4" dia., brass (Item **O9i1**).

b. 5" dia., brass (Item **O9i2**).



Rectangle Hit & Miss

Sizes: 6" x 3"; 6" x 6"; 9" x 3" or 9" x 6" (Item **O9i3**)



Round Grill

a. 5" dia. brass (Item **O9jj**).

b. 4" dia. brass (Item **O9j**).



Louvered Grills-Brass or Chrome Plate (Item **O9k**)

Brass	Size	
8547/BR/150/075	6" x 3"	150 x 75mm
8547/BR/150/150	6" x 6"	150 x 150mm
8547/BR/150/225	6" x 9"	150 x 225mm
8547/BR/225/075	9" x 3"	225 x 75mm
8547/BR/225/150	9" x 6"	225 x 150mm
8547/BR/225/225	9" x 9"	225 x 225mm
8547/BR/305/075	12" x 3"	305 x 75mm
8547/BR/305/150	12" x 6"	305 x 150mm
8547/BR/305/225	12" x 9"	305 x 225mm
8547/BR/305/305	12" x 12"	305 x 305mm



Hardware and Fittings

Hull Fittings

Gunwale Guard

UV protected Dacron or Polyester, flexible tabs and cushion allow for easy attachment, perfect for dinghies, work boats, launches, whalers & skiffs, rubber filled. Sizes 3/4 round (Item **O11e**) or 1/2 (item **O11f**) (instructions and fastener kit is available)



Half Oval/Half Round Molding

Available in brass, stainless steel & polished aluminum in lengths of 4', 8' and 12'. Used as keel, stem and gunwale trim. Inexpensive shipping is available when 1/4"; 1/2" & 3/8" brass band is requested rolled. Fasteners can also be included.



Item #	Size
O6c	Brass band half round solid, 1/4" x 1/8"
O6a	Brass band half oval solid, 3/8" x 3/32"
O6b	Brass band half oval solid, 1/2" x 1/8"
O6ci	Brass band half oval solid, 3/4" x 1/8"
O6f(i)	Polished alumin 1/2 oval solid pre-drilled, 1/2" x 3/16"
O6f(2)	Polished alumin 1/2 oval solid pre-drilled, 3/4" x 5/32"
O6d	Stainless hollow back pre-drilled, 1/2" x 3/16"
O6e	Stainless hollow back pre-drilled, 3/4" x 1/4"
O6f	Stainless solid back pre-drilled, 1/2" x 1/8"
O6g	Stainless solid back pre-drilled, 3/4" x 3/16"

Floor Twist Clips

Easily install and remove flooring or inspection plates (Item **O8a**) with screws & washers (Item **O8aclipfast**).



Drain Plug

Durable bronze plug for dinghy or launch allows water to drain while underway and provides a closed drain; boat plug or bore 3/4"; cut-out dia 1"; flange



dia 2" and hull thickness 3/8" with a fitted washer. (Item **O8b**)

Thru-Transom Drain

Plugs a. Turn handle with black expanding rubber siphon plug with an adjustable nylon water outlet length 3" x 7/8" ID brass or chrome (Item **O8c**)
b. 2" x 3/4" ID brass or chrome (Item **073**)



Cover Support Brackets 2-5/8"x 5/8" brass with white cap cover (Item **Q12**)

Acadia Steering Wheel

varnished mahogany, brass 3/4" hub, 16"dia spoke end to spoke end. Sizes 16"(Item **O5a**) 20"(Item **O5b**) 24" (Item **O5c**) 28" (Item **O5d**).



Soft Grip Steering Wheel

with black cap 11"dia. Small craft and hydros (Item **Q19a**).



Ace 3 Spoke Wheel

Hard grip black 13" dia. (Item **Q19b**)



Quick Connect Mechanical Steering Kit

90 degree helm, bezel, cable, fast easy install - boats up to 20'. Please specify cable length. (Item **Q22b**)



Helm Cable & Pulley Steering Kit

Craft up to 18' including Hydros. 90 or inclined 20 degree helm, cable, pulleys, cable pad eyes, springs and clamps. (Item **Q20**)



Nylon Boss Helms

for cable (90 & 20 degrees) black or white. (Item **Q213a**)



Hardware and Fittings

Outboard Motor Cable/Pulley Steering Attachment (shown above) quick release swivel screw and pulleys. (Item **Q24**)

Two Lever Outboard Motor Engine Controls control cables also avail. (Item **Q23**).



Quadrant Engine Controls adjustable twist friction-lock handle (black nylon) with a brass mounting frame, base 3-1/2"x 7/8" w two fastener holes; handle 3 1/2" height, overall height from deck 5". (Item **P7**)



Prism Deck lights
a. Glass prism 9" x 3"; deck frame with flange 11" x 5"; glass depth 2" (not acrylic). Frame suitable for thinner decks; (larger sizes available) (Item **O10a-c**)



b. glass prism 9" x 3"; deck frame 10-1/4" x 4-7/8"; glass depth 2-1/4" Glass is rabbeted into deck. (larger sizes available) (Item **O10e**)

Melon Deck light
 5 1/2" prism glass dia. x 5 1/2" depth; frame 7.5" dia. (Item **O10f**)



Opening & Closed Port Lights
 Brass or chrome plate (bronze also available), finishing ring and flange, hinges with adjusting screws for gasket compression, spigots sloped for drainage, and laminated safety glass.

Oval Opening
a. 17" x 10-3/8" OA; 7-7/8" x 14-



1/2" cutout; 6-3/4" x 13-3/8" glass (Item **P4**)
b. 6-3/4" x 19" OA; 5-1/8" x 17-3/8" cutout; 4-3/4" x 17" glass (Item **P5**).
c. 6-1/2" x 15" OA; 4-7/8" x 13-3/8" cutout; 4-3/8" x 13" glass (Item **P55**).
d. 5-7/8" x 11" OA; 4-1/8" x 9-1/4" cutout; 4" x 9" glass (Item **P555**).
e. 4-1/4" x 9-1/2" OA; 3" x 8-1/4" cutout; 1-7/8" x 7-1/8" glass (Item **P5555**).



Rectangular Opening
 7-1/2" x 16-5/8" OA; 4-1/8" x 13-3/8" glass (Item **P9**)



Round Opening
a. 18-1/2" OA; 15-1/8" cutout; 13-3/4" glass (Item **P7-P7a**)
b. 8-1/8" OA; 6-7/8" cutout; 6" glass (Item **P7-P7ab**)
c. 7-1/8" OA; 6" cutout; 5" glass (Item **P7-P7ac**)
d. 6" OA; 5" cutout; 4" glass (Item **P7-P7ad**)



Elliptical Opening
a. 7-1/2" x 16-5/8" OA; 4-1/8" x 13-3/8" glass (Item **P8-P8a**)
b. 10" x 20-1/2" OA; 5-1/2" x 16" glass (Item **P8-P8aa**)



Round Fixed Glass
 5-7/8" OA; 4-11/16" cutout; 4" glass (Item **P8d**).



Hardware and Fittings

Specialty Marine Accessories

Hitched Coil Fenders

a. 10" x 3" white cotton with hanging loop 100% cotton core for long lasting durability. (Item **O11bf1**)

b. 12" x 4" white cotton with hanging loop 100% cotton core for lasting durability. (Item **O11bk3**)



Hitched Coil Fender Kits

10" x 3" Kit includes instructions, 1/2" white cotton rope, 9 ply waxed polyester twine and loop material. (Item **O11bk1**)

12" x 4" Kit includes instructions, 5/8" white cotton rope, 9 ply waxed polyester twine and loop material (Item **O11bk2**). Make the job easy and add a 1/4" Splicing Fid. (Item **O13d-f**) or 1/2" (Item **O13d-g**).



Fender Cleats

1-7/8" x 1-3/8" three fastener holes brass (**O1j-br**) or chrome (**O1j-cr**).



White Polyester Cotton Mooring

Lines professionally done braided loops 1/2" x 20' length (Item **O15c**); and 5/8" x 25' length (Item **O15e**);



White Cotton & Manilla Rope

a. Cotton: 1/4"(Item **O16a**); 3/8"(Item **O16a2**); 1/2"(Item **O16b**); 3/4"(Item **O16d**)

b. Manilla: 1/4" (Item **O17a**); 3/8" (Item **O17b**) 1/2" (Item **O17c**); 5/8"(Item **O17d**)

Black Braided Shock Cord

1/4" sold by the foot. (Item **O17e**)

Yellow & Brown Canoe Seat Lacing

Economical and traditional lacing 1/8" for dinghy rigging and most commonly used for canoe seat lacing. (Item **O17f**)

MFP Black Polyester Webbing

1-1/2" width, excellent, strong canoe seat webbing used as an alternative to cane (Item **Cwebbing**).

Boat Numbers & Letters

a. 3" chrome (Item **Q4**) bronze (Item **Q5**).

b. 3" gold w black border, peel & stick on decals, classic appearance (Item **Q7**)

Name Plates

a. Oval 3"x1-1/2" brass (Item **Q6**).

b. Rectangular 5-1/8"x1-1/8" brass (Item **213**).

c. Inscribed letters & numbers (Item **Q7**)



Sail Hardware & Accessories

Single Bronze Blocks

a. Single with Eye: Size: 1-1/2" shell, sheave dia. 7/8" for 1/4 & 3/8" lines. (Item **O12a**).

b. Single with Eye: Size: 2" shell, sheave dia. 1-1/4" for 1/4 to 1/2" lines (Item **O12aa**).

c. Single Block & Becket: Size: 2" Shell, sheave dia. 1-1/4" for 1/4" to 1/2" lines (Item **O12aaa**)

d. Single Block: Size: 2-1/4" shell, sheave dia. 1" for 1/4" to 1/2" lines (Item **O12aaaa**)



Double Bronze Blocks

Shell+ Eye 2-1/4" x 1" sheave for 1/4" & 3/8" lines, (Item **O12b**)

Deck Leads in bronze, suitable for rope or wire up to 6mm, all sheave sizes 2" x 3/8".



a. Single Cheek Deck Lead sheave 2" x 3/8" (Item **O9456**)

Hardware and Fittings

b. Single Standup Deck Lead
(Item **O9458**)



c. Swivel Deck Lead (Item **O9460**).



Tufnol Sailing Blocks



Durable nylon shells with a traditional look, stainless frame, brass bushings with breaking loads Lloyd's

certified.

Single Blocks

a. Single with Bow: shell 2-1/2"+ bow x 3/4" sheave 1-1/4" x 3/8" - 1/4" & 3/8" line. (Item **O4300**)



b. Single with Eye: size as above (Item **O4305**)



c. Single with Swivel: size as above (Item **O4310**)



d. Single with Bow & Becket: size as above (Item **O4315**)

e. Single with Eye & Becket: size as above (Item **O4320**)

f. Single with Swivel & Becket: size as above (Item **O4325**)

Double Blocks

a. Double Bow: Shell 2-1/2" + bow x 1-1/4" sheave 1-1/4" x 3/8" for 1/4" & 3/8" line. (Item **O4330**)



b. Double with Swivel: size as above (Item **O4335**)



c. Double with Bow & Becket: size as above (Item **O4340**)

d. Double with Swivel & Becket: size as above (Item **O4345**)

Fiddle Blocks

a. Fiddle with Bow: shell 1-3/4" + bow x 3/4" sheave 1-1/4" x 3/8" for 1/4" & 3/8" line. (Item **O4350**)



b. Fiddle with Eye: size as

above (Item **O4355**)

c. Fiddle with Swivel: size as above (Item **O4360**)

d. Fiddle Swivel, Becket & Cam Cleat: size as above (Item



O4365)

Cheek Block

Shell 2-1/2" x 3/4" sheave 1-1/4" x 3/8" for 1/4" & 3/8" line. (Item **O4395**)



Snubbing Winch

Base dia. 3" height 2-3/4" (Item **O4460**)



Cam Blocks

a. Cam Cleat: base 3" x 5/8" for 1/4" & 3/8" line. (Item **O4450**)



b. Cam with Lead: base 3-1/4" x 1-5/8" for 3/8" line. Item (**O4455**)



Flag Line Block:

Sheave dia. 5/8" for 3/16" to 1/4" rope (Item **O4611**)



Single Wire Rope Block:

Sheave diameter 2-3/8" for 3/16" wire. (Item **O4405**)



Rope Sheaves: Dia. 1" x 7/16" bore 1/4" for 1/4" & 3/8" rope (Item **O4470**)

Wire Rope Sheaves

Dia. 1" x 5/16" bore 1/4" for 3/16" wire (Item **O4475**)



Sheat and Coaming Leads

Sheet Lead Bullseye

Bronze Lignum Vitae bullseye with 6 fastening holes for 1/2" and 5/8" line (Item **O9404**).



Hardware and Fittings

Sheat Leads

Polished gunmetal leads to pass sheets and control lines along side decks, cockpit coamings, etc.



a. Internal dia. 1/2", overall width 1-5/8", overall height 1-1/2" (Item **O9401**).

b. Internal dia. 5/8", overall width 2-1/4", overall height 1" (Item **O9408**).



c. Internal dia. 5/8", overall width 2", overall height 2-1/8" (Item **O9412**).



Coaming Leads

These leads, cast in gunmetal and then polished, are invaluable for passing lines through coamings. The two sheaved variety is designed for applications where the required lead is obliquely through the coaming.

a. Sheave up to 3/8" rope. Overall size 2-3/4" x 1-5/8" with 1/2" coaming thickness (Item **O9415**).



b. Sheaves up to 3/8" rope. Overall size 4" x 1-9/16" with 1/2" coaming thickness (Item **O9416**).



Rudder Gear



Standard Rudder Gear

A 4-part set of moderately priced rudder gear for small and larger craft, bronze. Available for rudder widths: 1" (Item **121cc**); 3/4" (Item **O121c**); 1/2" (Item **O121ca**).



Premium Rudder Gear



A 4-part set of polished bronze for small & larger craft. Available for the following rudder widths:

a. 3/4" inside strap width; 7-1/4" inside gudgeon strap length; 4-1/8" inside pintle length; Pintle dia. 7/16" (Item **O121**).


b. 1" inside strap width; 7" inside gudgeon strap length; 4" inside pintle length; Pintle dia. 1/2" (Item **O122**).

c. 1 3/4" inside strap width; 8 1/4" inside gudgeon strap length; 5" inside pintle length; Pintle dia. 1/2" (Item **O123**).

d. 2 3/16" inside strap width; 6 1/2" inside gudgeon strap length; 6 1/2" inside pintle strap length; Pintle dia. 1/2" (Item **O124**).

Lightweight Rudder Gear A

4-part set with pintles offset with a single strap and can be fitted to one side of a narrow rudder blade or within a wider one. 2-1/2" strap length and 5/16" pintle dia. bronze. (Item **O121a**)



Rudder Gear for heavier, medium to large sized craft with wider rudders. Size:; pintle dia 5/16"; inside strap width 2-1/8"; gudgeon length 4"; pintle length 2-1/2" bronze (Item **O121b**).



Canoe & Skiff Pointed Stern Rudder Gear two transom lag eyes base dia 1/2"; inside hole size 5/16"; 1-1/2" x 1/4" lag screw and rudder gudgeons bronze. (Item **O121cb**)



Mast Bands

a. Two eye bands, I.D. 1.5" to 4" bronze (Item **O121L**).

b. Four eye bands, I.D. 2" to 4" bronze (Item **O12m**)

Hardware and Fittings

c. Deck mount with flange for Canoes, Skiffs and Small Dinghies flange size: 1-5/8" I.D.; 2-1/2" external dia; 1" depth, bronze (Item **O12cb**)

Mast Hoops laminated ash & copper riveted, finished with spar varnish sizes: 4" ID (Item **O12m1**) 5" ID (Item **O12m2**) & 6" ID (Item **O12m3**) other sizes avail.



Wood Barrel Beads

Ash oil finished used to attach sail to spars or gaff jaws around masts. Sizes 7/8" (Item **O12j**) and 1" (**O12k**) other sizes available.



Shackles Bronze

- a. Size: 1/2" x 3/4" Pin 3/16" (Item **O12q**)
- b. Size: 1/2" x 1" Pin 1/4" (Item **O12q1**)
- c. Size: 5/8" x 1-1/8" Pin 5/16" (Item **O12q2**)



Gaff Span Shackles Bronze

- a. 2" length, 5/16" pin dia. 1/4" jaw width (Item **O12q3**)
- b. 2 1/2" length, 3/8" pin dia. 3/8" jaw. 1/2" and 5/8" also available (Item **O12q4**).



Goosenecks and Tiller Fittings

a. Sliding Gooseneck

perfect for small craft - a spike on the goose neck with tangs & thumb screw for adjusting along a 12" x 5/8" internal track, brass (Item **O12n**)



b. Gooseneck with a half-band and spike, 2" jaw width, other sizes available up to 3-1/2" bronze (Item **O12n1**)



Tiller Fitting bronze

8" length x 1-5/16" internal



width between straps. Pre-drilled to fit rudder stock, (Item **O12o**)

Stemhead Fitting a strong fitting that takes the load down the front of the stem for craft up to 20' length 6"x 1" width, height above stem 1-5/16", Inside Angle 85°. Bronze (Item **O3727**)



Stemhead Fitting

For stay and jib eyes, bronze. Length 4", depth of strap 2 1/2" (**O12c**)



Stemhead Roller 1-3/4"x1-1/4" roller; 4-1/2"x3-1/8" base, bronze (Item **P1125**) Side fit rollers also available



Bowsprit plates

Plates are un-drilled allowing the fitter to drill fixing holes that correspond to the boat's strong points. Sizes available in 2" progressions from 4" to 12" bronze (Item **O12bs**)



Shroud plates

lengths from 3" to 16" un-drilled bronze (Item **O12s**)




Reefing Claw cast in aluminium bronze-very tough Inside dia. 4" and 5" (Item **O12src**)



Wykeham Martin Furling

Gear bronze beautifully finished and efficient furling system, fitted with stainless thrust races to ensure free running and easy sail furling. Details available to match sail area 50-350 sq.ft. (Item **Ofurl**)



Hardware and Fittings

Highfields Pattern Running Backstay

23- 1/2" matching wires from size 0 to 3. (Item **Orunstay**)



Centreboard Winch Bronze

Drum Dia 8-3/4"; base jaw width 2-7/8"; base jaw length 6-1/4"; 10:1 power (Item **Owinch**)



NOTE: Also available are **bronze stanchions, Boom Fittings**

Sail Maker's Palms

Fast, competent sail, awning repairs & line splices. Raised thumb guard, heavy duty stitching. Fits easily to any hand. (Item **O13a**)



Sail Maker Needles

Packet 5 assorted, gauges 13-19 (Item **O13b**)



Marlin Spikes & Fids

hollow spike, wood handle, 6-3/4" long (Item **O22**) or a pointed 6" Marlin Spike, black grip & lanyard hole (Item **O13d**)

Beeswax - natural 20g. (Item **O13c**)

Waxed Polyester

Twine-9 ply 1/2lb (Item **O16wp**)



Tarred Yacht Marlin-Fine Polyester 8oz x 80yds (Item **Otmf16**).

Sail/Bench Hook, swivel type (Item **O13c1**)

Ash Blocks

Strong, functional and varnished these blocks will enhance the finest of craft. Heavy gauge stainless internal bindings, Tunol sheaves, easily disassembled for inspection and maintenance.

a. Single Block shell length 3"; rope size 1/4" to 3/8"; sheave size 1-5/8" rated load 1500 kg.(Item **O610**)



b. Single Block & Becket shell length 3"; rope size 1/4" to 3/8"; sheave size 1-5/8" rated load 1500 kg.(Item **O611**)



c. Double Block shell length 3"; rope size 1/4" to 3/8"; sheave size 1-5/8" rated load 1500 kg.(Item **O612**)



d. Double Block with Becket shell length 3"; rope size 1/4" to 3/8"; sheave size 1-5/8" rated load 1500 kg. (Item **O613**)



e. Fiddle Block shell length 7"; rope size 1/4" to 1/2"; sheave size 2-5/8" & 1-5/8" rated load 1750 kg. (Item **O614**)



f. Fiddle Block with Becket shell length 3"; rope size 1/4" to 1/2"; sheave size 2-5/8" & 1-5/8" rated load 1750 kg.(Item **O615**)




Belay Pins a. LOA 6.25" stem length 3.75" x 3/8" brass (Item **O1634/15** brass b. LOA 7.50" stem length 4.25" x 1/2" brass (Item **O1634/18** c. LOA 11" stem length 6.50" x 15/16" wood ash varnished (Item **O1636**)

Boating Accessories

The Boat Cart

Designed for carrying boats to water or on portages. Wide frame and high clearance gives a stable ride on rugged beaches or paths. Easily folded (to 6½" height), weighs only 15lbs. Adjustable for various sized boats or canoes. (Item **P1a**)



Inflatable Boat Rollers


Pneumatic Rollers for an easy and inexpensive method for hauling boats across sand, smooth rocky shores or down a path to the water, these durable rollers are quickly inflated or deflated to fit in a locker or trunk.



a. Capacity: 440 lbs/ 200 kg; size: 44"/114cm x 10"/24cm. (Item **P121a**);

b. Capacity: 770 lbs/ 350 kg; size: 47"/120cm x 11"/26cm (Item **P121b**);

c. Capacity: 1322 lbs/600 kg; size: 50"/125cm x 12"/30cm (Item **P121c**)




Inflatable Foot Pump

Recommended for filling inflatable boat rollers, manufactured in strong and resistant plastic material and includes three different pump necks. (Item **P122**)

Launching Dolly

Perfect for launching boats over rocky beaches, parking lots and roads. Balanced, one-person handling. 600lbs cap. With inflatable tires. (Item **P1b**)



Ash Motor Mount

Reinforced ash mount, clamps to the gunwales on skiffs and 30" canoes, phenolic knobs, stainless hardware and finished with UV protective spar varnish. Made for electric or small gasoline motors (Item **P1c**). Extra wide mount 36"(Item **P1cc**).



Heavy Duty Motor Mount

A durable mount for heavier motors, maple clamping block with phenolic black knobs and stainless hardware (Item **P1d**)




Anchor Outrigger

Terrific for fishing or photography, one-handed lowering and raising of a small anchor. Easily adjusts to any canoe or skiff, clamps to deck and gunwales, durable phenolic knobs and stainless hardware. UV protected with spar varnish. (Item **P1i**)



Slide-on Canoe Seat Backrest

This sturdy ash and caned backrest will attach to any canoe seat. Sliding clamps keep it snug to seat; no extra mounting hardware needed. Includes durable phenolic adjusting knobs and varnished with UV protection. (Item **P1f**) Available with a backrest that easily folds down and slides under two



Boating Accessories

seat side supports when not in use. (Item **P1ff**)

Sliding Bow Seat

Kit Bow seat can move fore and aft along two "U" shaped brackets 34" long that mount to the gunwales. Allows seat to slide. Includes fittings, varnished hardwood spacers, two cross pieces (attached to the wales) and a caned ash seat. (Item **CSBK/S**) also available without the seat.



Folding Canoe Seat

Inspired by the Peterborough Canoe Co., these chairs offer terrific back support and comfort while canoeing, enjoying a camp fire or watching an event. Many keep it by their fireplace or on their deck. Varnished, it folds easily for easy carrying. 3.9lbs. (Item **P1g**)



Foam Block Canoe & Kayak Carrier Kits

Includes 4 -7" non-skid blocks, 15' heavy utility strap, 2-15' bow and stern tie down straps and 4 bumper hooks. **Canoe Carrier** (Item **P1h**); **Kayak Carrier** (Item **P1i**).



Quick & Easy Car Top Canoe/Kayak Carriers

Includes two adjustable ash carrier bars finished in weather resistant oil – available in lengths 48"; 60" and 76". Famous "quick and easy" heavy duty brand gutter style brackets bolt easily to ash bars and solidly



clamp truck or car gutters. (Item **PCR**)

Adjustable Rowing Rig



easily installed or removed, mounts to the thwart and gunwales. Ideal for the leisure paddler or fisherman. Can be used with paddles or a set of oars (Item **PAR**). (See also **Oars & Paddles** Section)

Original Boat & Canoe Builder

Decals

These authentic decals will put the finishing touch on any newly built or refurbished craft. Apply easily to wood or epoxy surfaces. Instructions included.



Peterborough Hull

Size: 14" x 4" white lettering, bordered by a red outline. Two piece set (Item **P2a**)

Peterborough Deck

Size: oval shape 2" x 1-1/2" (Item **P2e**)



Lakefield Hull

Size: 16" x 5" gold lettering, bordered by black outline (shown above). Two piece set (Item **P2b**)

Lakefield Deck

Size: 3-1/8" x 2" Features Lakefield Limited Boats logo, Lakefield Ontario, with black letter ink and black letter outline. In center, Native chief's head in gold, white, and red. (Item **P2bb**).



Lake Craft Hull

Size: 12" x 3 1/2" white letters on royal blue flag (shown above). Two piece set (Item **P2c**)

Chestnut Hull

Size: 12" x 1 1/2", white letters



Boating Accessories

with black border (shown above). (Item **P2d**)

Chestnut Deck

Size: 3" x 3-1/2" (Item **P2f**)

Canadian Canoe Co.



Size: 2-1/4" x 2-1/4" (Item **P2g**)

Also available is a colourful decal for paddles by the



Canadian Canoe Co. (Item **P2can**)

Peterborough Pennant Flag

Available in long-lasting Duralex material with two brass grommets.

Aprox. 10"x21". Background red, Peterborough logo in white. (Item **P2pet**) See also Flagpoles- bow pole ash 12"(Item **O8p**).



Chris-Craft Pennant

Available in polyester that looks like cotton and actually wears better than nylon or cotton, and in nylon as well (used on Chris Crafts after 1955) (Item **P2ccpw**).



Chris-Craft Prewar Burgees

For prewar runabouts, cruisers and some postwar cruisers. Available in nylon or polyester. Size 10" x 15" (Item **P2cc**)



Boat Hooks, Ladder Fittings, Bells & Whistles

Boat Hooks

A practical tool to retrieve



objects and lines:

a. Size: 6-3/4" for 1-1/8" pole in brass or chrome (Item **P3d3**) see item (**P3d1**)

b. Size: 7-1/8"L for a 1" pole, brass or chrome, strap ends for mounting (Item **P3d2t**)

c. Size: 7-1/2" L for 1-3/8" pole, brass or chrome (Item **P3d1**)

d. Size: 8-1/4"L for a 1-1/8" pole, polished bronze only (Item **P3d2wc**)



Note: Rounded solid ash stave poles available in lengths: 5' to 10' (Item **P3d4**)

Ladder Brackets

a. Premium Brackets

Two brackets/arms approx 10" front length; vertical portions 3-3/4",

two eye plates for deck/transom mount. Hinges for

ladder extension and


allowing for lifting and setting against upper ladder; held with spring loaded buttons, polished bronze (Item **P3e-f**).



b. Ladder

Custom-built ladders can be built to specifications in woods such as mahogany or teak.

Please email/fax your specifications in and we will provide an estimate (Item **P3g**).




c. Standard Brackets

Two hinges 5-3/4" x 3/4"; two hook brackets 4-1/8" x 3/4" x 3/4";

two plates for hook support 3-3/8" x 1-1/4" x 1/2"; and two

spring loaded buttons 1/7/8" x 7/8". Suitable for side of hull mounting, brass or chrome. (Item **P90**)



Boating Accessories

Ship's Naval Bell

Clear crisp sound. Sizes: 6" wide x 6-7/8" high (Item **P3gl**) or 4-1/8" wide x 5" high (Item **P3gs**) brackets included. Boat's registered name, personal message or special date inscription (Item **3ga**-allow 2 weeks for inscriptions).



"DHT" brand, hand laquered brass, needing no polishing. Electric or oil (Item **P4c**). A Junior Trawler Lamp in oil or electric (Item **P4ca**).

Fisherman's Lantern

Complete with chain and ceiling rose, chain length 20" glass 5-1/8", maximum width 10-1/4"x 18" high. Oil (Item **P4d**)



Bosun's Whistle Nicely boxed for a gift, brass and includes a neck chain. A high pitch sound heard on today on vessels. (Item **P3h**)



Fog Horns With a nylon black mouth piece. Sizes: 13" (Item **P3m**) or 15-1/2" height brass (Item **P3n**).



Gimbal Lamp British made with a weighted kerosene base to maintain vertical alignment, a 1/2" burner, glass chimney and gimballed mounting arm. Size: 9" with a 6" projection (Item **P4e**). A 4" smoke shade & adjustable 6" arm is available to protect the deckhead. Brass (Item **P4earm**).



Navigation Lamps



Cargo Lamp

Electric model with c/w CSA socket, spare chimney. (**P4ci**)

Windproof Masthead Lamp

Oil burner with a baffling to protect flame even in the worst storm conditions. Overall height 9-1/2" Lens 4" x 3" lens. Copper. (**P4a**)



Gimbal Wall Lamp

Complete with chimney, wall projection 6-1/8"; chimney height 8-1/2"; overall height 16-3/4" brass (Item **P2026**)



Port & Starboard Lights

Built for heavy sea conditions or as an attractive accessory for any cottage or home. Red/green or white lenses 4" x 2-3/4". Overall height 9-1/2" Copper. Oil (Item **P4b1**)



Teardrop Berth Light

Brass in a teardrop shape, fitted with a brass toggle switch; frosted glass. Inc: 18w bulb. Size: 5 -3/4" x 3"; projection 2" (Item **P4h**).



Bracket Light Brass with a frosted bell shaped glass; brass toggle switch, 18w bulb. Size: 5" height x 5" projection (Item **P4g**)



Cabin Lights

Trawler Lamp Built in Denmark under official



Miniature Bracket Light

Brass with frosted bell shaped glass, 18w bulb with remote switch. Size: 4-1/4" height x 3-



Boating Accessories

1/2" projection. (Item **P4f**)


Pillar Light Brass with an opal acrylic diffuser, bulb included. Max 40 w, for vertical use only (Item **Pb2**).



Square Berth Light Heavy cast brass with switch and frosted glass. Requires a recessed depth of approx. 1" (Item **P7614**)



Step Light Guarded step light with heavy ribbed glass, guard cover. Rear box is recessed into bulkhead with only 1" projecting forward. bulb max 15w. Size: 5-1/2" x 4-3/8" Ideal for stairways or vulnerable areas. (Item **P7576**)



Reading Lights a. Base dia. 2-1/2"; O/A length 4-7/8"; lens dia. 1-7/8". max 20w brass or chrome (Item **P80742**)



b. Base dia 2-1/2"; O/A length 3-7/8"; lens dia 1-7/8" max 10w. Brass or chrome (Item

P80743)

Flexible Wall Light Overall length 7-7/8" or 15-3/4" Arm is flexible. Max 20w. Brass or chrome (Item **P80364F**)



Reading Light Base dia. 2-1/2"; O/A length 4-1/2"; lens dia 2-1/2". Max 20w brass or chrome (Item **P80364**)



Cabin Fittings

Naval Drawer Buttons brass or chrome with steel stud, anchor insignia. Sizes: 1-1/8" x 3/4"(Item **O102A**) or 7/8" x



3/4" (Item **O102B**)

Lifting Rings

a. Round Lifting Ring

Three hole 2-1/8" dia. brass or chrome (Item **P241a**)



b. Rectangular Lifting Ring

Four hole 1-7/8" x 2-1/2" dia., brass or chrome. Small (Item **Po76b**),



c. Rectangular Lifting Ring

Four hole 1-1/2" x 1-3/4" brass or chrome, two or more fingers for heavier hatches (Item **P76c**).



d. Rectangular Lifting Ring

Four hole 3" x 2-1/4" brass or chrome (Item **P76a**)



e. Lifting Ring/Drawer Handles

Square handle: available in two sizes: 3-5/8" x 2-1/2" (Item **P103a**), 3"x2"(Item **P103b**)

Round handle: four hole 3-1/7" x 2" brass or chrome (Item **P103c**)



Cupboard Lever Catch plate 1-5/8" x 3/4"; lever length 1-7/8" brass or chrome (Item **P38840**)



Door, Window & Locker

Catch base length 1-1/4" x 5/8" spring loaded brass or chrome (Item **P127**)



Door Latch 1-7/8" length x 5/8" width x 1-3/4" long brass or chrome (Item **P126**)



Anti-Rattle Latch doors, drawers or hatches, spring loaded arm keeps pressure on the plate for a firm closure. brass or chrome (Item **P8155**)

Boating Accessories

Turn Button Plates

Available in 1-3/4" and 2" dia. (Item **P8151**)
Buttons available without plates




Locker Catch gravity operated, catch swings to one side to allow opening, complete with screw bush, brass (Item **P8154**)



Hold Down Bolt a strong securing fitting ideal for skylights, hatches bolt size 3" x 3/8"; fork base plate 2-1/4" x 3/4" bronze (Item **P8789**)

Rim Lock with Dead Lock

Fits doors 3/4" & 1" thick, operates externally by key and internally by knurled knob 3-7/8" height x 2-1/4" width brass or chrome (Item **P3656**)



Hatch Hinges Two sizes with raised straps to fit hatches **a.** 5-1/2" strap length; 2-3/8" base width; 1-



3/8" clear under strap brass or chrome (Item **P820**)

b. 3-3/4" strap length; 2-3/8" base width ; 1/4" clear under strap brass or chrome (Item **P821**)



Locker & Strap Hinges

a. Square shape 2-3/8" x 2-3/8", brass or chrome (Item **P830**)

b. Transom shape 3-3/4" x 2-1/4", brass or chrome (Item **P831**)

c. Tapered at ends 3-7/8" x 1" brass or chrome (Item **P833**)



d. Tapered at end 4" x 1-1/4" brass or chrome (Item **P823**)

e. Rectangular shape 2-3/8" x 1-1/4" brass or chrome (Item **P187**)



Hatch, Skylight & Window Stays



a. Tubular with a wheel locking collar closed length 11-3/4" max length 19-7/8" brass (Item **P290**) or 14-1/2" x

25-1/2" brass or chrome (Item **P360**)

b. Tubular with a twist lock collar closed length 9-3/4" x 15-1/2" brass or chrome (Item **P2c0**)



c. Bar type

quadrants with wheel and three adjustment notches

length 12"; approx. travel length 9", brass or chrome (Item **P8749**)



Hatches



a. Trapezoid shaped, brass with security bars, clear 1/4" plexiglass and toggle fasteners, glass size 15-3/4" x 15-3/4" x

13-7/8"; overall size 17-3/4" x 19-1/2" x 19-3/4"; spigot 15-1/2" x 17-3/8" x 17-1/2"; spigot depth 1/2" (Item **P1b00**)

b. Trapezoid shaped, brass w/o bars, clear 3/8" plexiglass and internal security locking handle, size as above (Item **P1d00**)



Hatch & Skylight Latch a strong fitting with a locking mechanism. Bolt size 2" x

Boating Accessories

5/16"; base plate 1-7/8" x 3/4", brass or chrome (Item **P8784**)




Bilge Pump Solid brass with a pumping capacity ranging from nine to 40 litres/min. inc. two bulk head straps



- a. 12" x 1-1/4" barrel dia.: 3/4" hose dia.; 9 litres/min (Item **P2609**)
- b. 17" x 2-1/2" barrel dia.: 1-1/4" hose dia.; 40 litres/min (Item **P2640**)

Door Handles Knobs & Rings Fits rims and mortice locks.

Includes round roses, escutcheons with covers and 5/16" spindles, brass. a. 1-3/4" knob dia. 2" ring dia, (Item **P9200**) b. 1-3/4" oval knob; 1-1/2" ring (Item **P9205**)



Mahogany Door Handle

5/16" spindle, extension from door 1-1/4" handle length 3-1/8" brass or chrome (Item **P4004**)



Mortice Locks case size 2-7/8" x 3" x 3/8"; face plate 6-1/4" x 3-1/2" cabin lock has keys (2) (Item **P3476**); toilet lock

has a lever, brass or chrome (Item **P3474**)



Rim Lock brass cases and keepers, two lever action with bronze springs, latch bolt is reversible, flat striker included 5" height x 2-1/2" width, for door thickness up to 1-1/4"

(Item **P3522**) other sizes available .

Note: mortice locks are also available for plywood doors.

Silent Barrel Bolt

brass 3-3/8" x 1-1/4" with black nylon handle (Item **P1770**)



Spring loaded barrel Bolt

brass 4-3/4" x 1-5/8" (Item **P2100**)



Manual Door Holder brass base dia. 1-3/4"; 1-7/8" long; keeper 1-3/8"

dia. (Item **P154**)

Door Stop with Rubber Bung

brass or chrome length 2-5/8" x 1-1/2" wide and 1" high (Item **P1207**)



Lever Galley Pump

a traditional design lever action galley pump height above counter 8-1/2"; hose connection 1/2" brass (Item **P2596**)

Helford Galley Pump high level galley pump for filling of kettles etc. Solidly built, height above counter 6-1/2", hose connection 1/2" chrome only (Item **P2394**)




Classic Builders' Catalogues

These are soft cover catalogues full of pictures and information about canoes runabouts, sailing and rowing craft. Appealing for anyone who loves canoes and small watercraft.

Peterborough Canoes (1995 Reprint)

by MacGregor

Reprint of the 1929 Peterborough Canoe Company catalogue promoting their famous canoe line, dinghies and cedar strip runabouts. A mix of history and photos. (Item **P21**)



Peterborough 1952 Catalogue

A 60 page B/W reprint of the no. 43 Catalogue illustrating 17 runabout models such as the *Royal, Handy Boy, Aqua Flyer & Admiral*; five dinghies- *Pal Dinghy* and *Petre*; thirty canoes such as the *Prospector, Freighters*, and eleven cottage models plus boat care, price lists, construction and accessories (Item **P26**)

Peterborough 1959 Catalogue

A B/W reprint of the no. 52 catalogue with a history of *Peterborough* watercraft, construction and illustrations of 16 runabout models as the *Monarch, Corsair, Cruiserette* and *Starliner* plus canoes, dinghies, dories in cedar strip, aluminum, fiberglass and plywood, 1959 Price List and accessory list. (Item **P27**)

"When the Chestnut was in Flower - Inside the Chestnut Canoe"

by MacGregor

Covers nearly 20 years of the



canvas-covered canoe history in New Brunswick. Travel, canoe building, memories and line drawings.

Prospector, Bob's Special, Chum and Ogilvie. Over 400 pgs, 90 photos (Item **P24**), see also *The Story of the Chestnut Canoe* by Ken Solway (Item **P2cc**). All items in **Books and Video Section**.

Chestnut Canoe Co. 1950 Catalogue

50 pages on the history of the Chestnut Canoe Co. and its relationship to the Peterborough Canoe Co. (Item **P22**)

Canadian Canoe Co. 1894 Catalogue

An expertly done tribute to one of Canada's wooden



boat builders. Includes the company's first catalogue; an illustrated description of canoes from 1941 and a 1952 spec. sheet. (Item **P25**)

Lakefield Boats Catalogue

One of their last catalogues listing their early 1900's selection and covers the *Ojibway, Seminole, Delaware, Shasta, Seneca* and *Chinook* plus canoes, dories, skiffs and the *Shawnee Sailboat*. (Item **P23**)

Wm. English Canoe Co., Canoes, Row Boats, Etc.

A reprint of the original 1918 catalogue that includes descriptions and photographs of various open water pleasure and racing canoes including freighters and war canoes as well as rowing skiffs and outboard motor runabouts. Also included are construction details for each craft, prices and accessories. The introduction also provides a history of both the Company and its people. (Item **P29**).

Giftware

Other Original Literature

Chris Craft 1949

Catalogue

Reprint of the 1949 Chris-Craft catalogue. Extreme care was taken to make this literature reprint exactly like the original. (Item P30).



Clothing with Builders' Logos

"Perennial" Peterborough

Features 1912 full-colour Peterborough logo. Pre-shrunk cotton Sizes: XL (Item P10-1); L (Item P10-2) and M (Item P10-3).



Chestnut "Fancy" the Company's 1930 catalogue design in forest green with red script edges in gold or red with white script edged with gold. Pre-shrunk cotton. Sizes: XL (Item P12-1); L (Item P12-2) M (Item P12-3).



Chestnut "Prospector"

Vibrant colours laid over design lines for the Prospector. Cotton, pre-shrunk Sizes: XL (Item P14-1); L (Item P14-2) M (Item P14-3).



Bob's Special

White enhances the design lines-interior of the canoe in warm varnished tones. Pre-shrunk cotton Sizes: XL (Item P14-11); L (Item P14-22) and M (Item P14-33).



Canadian Canoe Co.

Circa 1908, shows a female angler in a birch bark canoe. Natural, XL (Item P13-1); L (Item P13-2) and M (Item P13-3).



Peterborough Canoe

Company's logo sewn in gold/claret stitch, Cotton twill with adjustable leather straps, brass ring buckle and sewn-in vent holes. (Item P15).



Chestnut Canoe

Company's logo Sewn in green, brown and silver stitch. Cotton twill with adjustable leather straps, brass ring buckle and sewn-in vent holes. (Item P16)



"Perennial" Peterborough

100% pre-shrunk heavyweight cotton, ribbed cuffs, neck and waistband. Made for rough wear and cut to fit larger than their marked size. Sizes: XL (Item P17-1); L (Item P17-2) M (Item P17-3).



Chestnut "Fancy"

100% pre-shrunk heavyweight cotton, ribbed cuffs, neck and waistband. Made for rough wear and cut to fit larger than their marked size. Company's 1930's logo. Sizes: XL (Item P19-1); L (Item P19-2) and M (Item P19-3).



Decorative Posters


“Peterborough Canoes - The World's Finest Watercraft”

1922 reproduction originally by Peterborough Canoe Co., shows a dozen canoes, construction and design details. 24" x 18" full colour. (Item **P2ij**)




Peterborough Afterglow Poster

Inspired by the Catalogue cover of the 1934 Peterborough Canoe Co., this fine example of Canadian commercial ‘Art Deco’ of the thirties will complement any interior décor. Measures 18" x 12" with lots of white border space for framing or dry mount. (Item **P2ijkm**)



Fine Arts Lithograph: Old Canadian Bark Canoe (c. 1755)

Rare watercolour ink reproduction 16"x 23" circa 1755 shows a native Canadian bark canoe with serpent. Used for pleasure and fishing by the King of France and found in the National Library of France it is now reproduced and ready for framing (Item **P2ijkl**)



Fine Arts Lithograph: ‘Chestnut Summer’

An artist's work of a lady paddler in soft blue-grey and images of the *Chestnut's* decal, original patent (1905) and rare catalogue (1913) cover. 21" x 13" (Item **P2ijkj**) or 34" x 22" (Item **P2ijkll**)

