

2011 Outlander Series



At Mitsubishi, we believe not all drivers are created equal. So we build our vehicles for a different breed of driver, the fearless ones who take pride in what they drive, and refuse to drive more of the same. It's obvious to us that people who truly want distinctive styling and the latest technology see past the procession of bland imitations. We believe that every vehicle we make should stand for something. Something more than expected. And that's why we don't build Mitsubishi cars for stereotypes. We build them for you.



MITSUBISHICARS.COM / 1.888.MITSU2011



Outlander Sport SE with Premium Package and Accessories in Laguna Blue




Outlander XLS in Cool Silver

Engineered to raise your potential.

LIKE MOST PEOPLE ON THE GO, YOU EXPECT A LOT FROM YOUR VEHICLE. AND AS IT TURNS OUT, YOU CAN HAVE IT. AND MORE. THE 2011 MITSUBISHI OUTLANDER AND EXCITING ALL-NEW OUTLANDER SPORT DON'T JUST DO MORE THAN YOU EXPECT, THEY HELP YOU DO MORE THAN YOU EXPECT.

LOADED WITH CARGO SPACE, EITHER OUTLANDER WILL IMPRESS YOU WITH ITS VERSATILITY. BUT THEN, YOU'LL BE NO LESS IMPRESSED BY YOUR OWN VERSATILITY AS YOU UTILIZE ITS CONVENIENT HANDS-FREE FEATURES. LIKEWISE, ITS RESPONSIVE POWER WILL BE ALL YOU COULD WISH FOR. AND SO TOO WILL BE YOUR OWN RESPONSIVENESS AS YOU ACCESS THE ADVANCED NAVIGATION SYSTEM TO FIND THE BEST ROUTE THROUGH TOWN.

SO DON'T UNDERESTIMATE WHAT'S POSSIBLE IN THE RIGHT VEHICLE. WHETHER IT'S THE ROOMY OUTLANDER OR THE SHARP OUTLANDER SPORT, YOU'LL BE AMAZED BY ITS CAPABILITIES. NOT TO MENTION YOUR OWN.



It's been likened to a jet fighter. Your inner pilot will approve.

THE ALL-NEW OUTLANDER SPORT'S EXTERIOR AND ITS AGGRESSIVE FRONT GRILLE HAVE BEEN CAUSING A STIR. THOUGH, NOT IN THE AIR AROUND IT. TO THE CONTRARY, ITS SWIFT SHAPE ACHIEVES CLASS-LEADING AERODYNAMIC EFFICIENCY. ITS STYLING, HOWEVER, WITH ITS DISTINCTIVE TAIL LIGHTS AND SCALLOPED SIDES, HAS CAPTURED SOARING ACCLAIM.

OUTLANDER SPORT



Super-Wide HID Headlamps

Using xenon gas, super-wide High Intensity Discharge Headlamps (S-HID) project a beam that's 35 percent brighter than normal lights. What's more, the light they emit more closely mimics that of the sun, making for better definition and less eye fatigue.



LED Combination Tail Lights

Outlander Sport has got your back with LED combination tail lights. These high-quality units not only look sharp, they also light up faster, are more visible and last longer than traditional tail lights.



Outlander Sport SE with Premium Package in Laguna Blue



Outlander Sport SE with Premium Package and Accessories

OUR BLUE SKY THINKING BROUGHT YOU OF ALL THINGS, BLUE SKY

With its available panoramic glass roof, the all-new Outlander Sport's interior offers a brilliant open-air experience. Basking inside, you'll find the seats well-appointed with embossed upholstery while the pebble-texture dash and subtle silver accents add a touch of class. Throw in the ample cargo space and Outlander Sport really shines.



Panoramic Glass Roof

By day, the panoramic glass roof creates a fresh, open-air feeling throughout the interior. By night, the roof's LED mood lighting sets the tone for endless evening drive possibilities.

Under the hood we went above and beyond.

THE ALL-NEW OUTLANDER SPORT'S HIGH-TECH POWER PLANT OFFERS A VARIETY OF INNOVATIONS THAT HELP IMPROVE EFFICIENCY AND GAS MILEAGE. THE PISTONS HAVE BEEN COATED WITH A SPECIAL RESIN SURFACE TREATMENT THAT REDUCES FRICTION, WHILE A SMART ALTERNATOR AND AN ELECTRIC ASSIST POWER STEERING UNIT HELP REDUCE THE LOAD ON THE ENGINE.



2.0L MIVEC Engine

Powering Outlander Sport is an updated 2.0-liter engine that features resin-coated pistons and smoother surface camshafts for reduced friction and improved fuel economy. The dual overhead cam, 16-valve engine produces 148-horsepower @ 6,000 rpm and 145 lb.-ft. of torque @ 4,200 rpm. As with all Mitsubishi engines, it enjoys the efficient breathing of Mitsubishi Innovative Valve-timing Electronic Control (MIVEC).



Magnesium Paddle Shifters

Available with our Continuously Variable Transmission (CVT) are rally-inspired magnesium paddle shifters that offer real hands-on performance. Because the lightweight paddles are made of magnesium, they stay cool — even when outside temperatures reach triple digits. Shifting is easy; simply pull the right paddle to upshift and the left to downshift.



Brake Energy Regeneration System

In most cars, the engine is burdened with the task of driving an alternator, which in turn charges the battery. This system's smart alternator captures kinetic energy during deceleration and converts it into electric energy. With the regenerative system keeping the battery charged, the engine doesn't have to, thereby improving gas mileage.

Electric Power Steering

Without the constant burden of a belt-driven hydraulic pump, the engine is able to achieve better fuel efficiency. When the driver turns the steering wheel, the Electric Power Steering system uses sophisticated electronics to provide the appropriate amount of steering assist needed.

Outlander Sport SE with Premium Package in Laguna Blue

Consider yourself upgraded.

THE OUTLANDER AND OUTLANDER SPORT'S MANY TECHNOLOGY FEATURES ARE SO ADVANCED, YOU MIGHT FEEL YOURSELF ADVANCING ALONG WITH THEM. WITH AMENITIES LIKE HARD-DRIVE NAVIGATION, AND VOICE-ACTIVATED COMMAND OF YOUR PHONE AND YOUR MUSIC COLLECTION, YOU'LL SOON BE MULTI-TASKING WITH THE BEST OF THEM.



40GB Hard Disc Drive Navigation System and Music Server

The Outlander Series' available 40-gigabyte navigation system not only offers ultrafast data access, it provides a wealth of useful features like Real-Time Traffic and Diamond Lane Guidance™ that gives the driver High-Occupancy Vehicle (HOV) lane information, and points of interest along with directions.



The entertainment system is controlled through the sharp 7-inch LCD touch screen, where you can browse your music library. Complete with a DVD player and a digital music server, it holds as many as 3,000 of your favorite tunes. Additional functionality includes the ability to set the behavior of systems such as power locks and interior lighting.



Outlander Sport ES in Rally Red



Outlander Sport SE with Premium Package in Laguna Blue



TECHNOLOGY

FUSE Hands-Free Link System™ with USB Port

Incorporating Bluetooth® 2.0¹ technology, FUSE allows you to enjoy full use of your Bluetooth-enabled phone and play music from your iPod² or other MP3 player and USB devices, hands-free. In addition to more traditional controls, such as buttons on the steering wheel and on the navigation screen, FUSE also utilizes advanced speech recognition technology when connected to the USB port so you can operate selected features with the sound of your voice. FUSE can recognize up to seven different mobile phones, automatically syncing up with contact lists from each phone that's been paired with the system and keeping the lists private to each user.

Rockford Fosgate® Audio System

Outlander's many capabilities include a top-shelf audio system. The available Rockford Fosgate® Punch premium sound system, with nine speakers in seven locations (including a 10-inch long-throw subwoofer), is driven by 710 watts of deep bass and crystal clear highs. Along with digital signal processing, the unit also boasts a sound compensation feature that automatically adjusts both volume and equalizer levels based on vehicle speed. And as if that wasn't enough, the system is also equipped with SIRIUS® Satellite Radio³ that includes three months of prepaid service.

Audio Doors

In addition to providing impact protection, the front and rear doors on Outlander Sport offer audio projection. Mitsubishi tuned the doors to function as speaker cabinets, extending response, increasing clarity and reducing coloration.

FAST-Key System

Key fumbling is so last year. Outlander's FAST-Key (Free-hand Advanced Security Transmitter) makes vehicle entry easy. Unlock the doors by simply pressing the button on either front door or the trunk lever. You can even start the engine with the keys tucked away in a pocket or purse.

Available Real-Time Traffic

Kick congestion to the curb. Real-Time Traffic receives compiled traffic data and warns you of trouble, including accidents and construction. With dynamic route guidance, the system automatically adjusts your route to steer you clear of possible jams.

ECO Drive Lamp

Outlander Sport's ECO Drive Lamp can actually help you learn to drive more efficiently. Note when the lamp indicates you're getting good mileage and develop the most economical throttle technique.

Looks aggressive, but it's great with your kids.

SOME MAY FIND OUTLANDER, WITH ITS ASSERTIVE FRONT GRILLE, A LITTLE INTIMIDATING. RELAX. IT ACTUALLY LIVES TO PLEASE. WITH A DISTINCTIVE FRONT BUMPER, HOOD AND FRONT FENDERS, NOT TO MENTION SIDE SILLS, SIDE MIRRORS AND 18-INCH WHEELS, THE HANDSOME OUTLANDER WILL ESCORT YOUR FAMILY IN FORMIDABLE STYLE.

OUTLANDER



Thule® Integrated Roof Rack

As if you needed even more cargo options with your Outlander, this roof rack from Thule® gives you just that. Choose from a variety of available cargo boxes to match your particular gear needs.



Flap-Fold Tailgate

Outlander features the only two-piece flap-fold tailgate in its class. It makes for easy loading and also doubles as a bench for outdoor activities, handling up to 400 pounds.





MITSUBISHICARS.COM

INSIDE YOU'LL FIND IT IMMENSELY OUTGOING

Available in five or seven passenger configurations, Outlander happily makes room for the whole family and their assorted gear. Its 60/40 split rear seat folds and tumbles to unveil over 72 cubic feet of space. And with the hidden storage compartment found on five-seat models, Outlander demonstrates it can keep a secret, too.



Inner Beauty

Along with a sharp instrument cluster, Outlander's interior has been designed with handsome seats, door and dash trim crafted from available grained leather with double stitching.

Available Third-Row Seating

For groups as large as seven, Outlander offers an available third row of seating that conveniently drops down and out of the way when it's not needed.*

Outlander GT in Quartz Brown with Beige Leather Interior, 3rd-row seat folded

EXERCISE YOUR CHOICE OF POWER

Whether you're looking for quick responsiveness or raw pulling force, the Outlander offers two strong aluminum-block engine choices that are more than up to the task. And with its amazing grip, Outlander's available All-Wheel Control will leave no doubt that when it comes to power, you can handle it.

2.4L MIVEC Engine


The 2.4-liter engine is an aluminum-block power plant with dual overhead cams, 16 valves and MIVEC. This "long-stroke" engine produces 168-horsepower and 167 lb.-ft. of torque @ 4100 rpm. With a balanced torque to horsepower ratio, the responsive 2.4-liter engine provides confident daily driving power. Balance shafts, a system patented by Mitsubishi over 30 years ago to reduce engine vibration, help give the 2.4-liter smooth and quiet performance.

3.0L MIVEC Engine

Outlander's 3.0-liter engine is a brawny aluminum-block V6 with single overhead cams, 24 valves and MIVEC technology. It produces 230-horsepower² at 6,250 rpm and 215 lb.-ft. of torque @ 3,750 rpm. Along with the available towing package, this power plant can pull a trailer up to 3,500 pounds.

6-Speed Automatic Transmission with Idle Neutral Logic

Built to handle the extra torque of the powerful V6 engine, the 6-speed automatic provides swift and sure gear shifting. And to increase fuel efficiency, Idle Neutral Logic selects neutral when the vehicle comes to a stop, reducing the load on the idling engine.



Outlander XLS in Quartz Brown

All-Wheel Control

All-Wheel Control (AWC) is a philosophy that combines the electronically controlled 4WD system with Active Stability Control (ASC). AWC transfers power to all four wheels giving the vehicle superior driving performance and enhanced traction under various road conditions. The 4WD system regulates drive torque front-to-rear with a network of handling technologies. Outlander uses an advanced 4WD system allowing the driver to choose from one of three modes (2WD/4WD/LOCK) depending on performance preferences and surface conditions. The anti-lock brakes with Electronic Brakeforce Distribution (EBD), and aluminum roof (which lowers the center of gravity) all work hand in hand to give the driver optimal driving performance and safety.

Super All-Wheel Control

Engineered to take full advantage of the engine's power, Super All-Wheel Control (S-AWC) is actually a series of advanced technologies orchestrated to work in harmony. An industry first, the Active Front Differential (AFD), intelligently distributes engine power between left and right on the front axle, while the Active Center Differential (ACD) intelligently distributes power between the front and rear wheels. Active Stability Control (ASC) helps keep the vehicle on the intended path when cornering, and the Anti-lock Braking System (ABS) with Electronic Brakeforce Distribution (EBD) improves control and stability under hard braking. A mode switch allows the driver to select from "TARMAC," "SNOW" or "LOCK" settings for maximum traction regardless of surface conditions.

Continuously Variable Transmission

One of the smoothest, most efficient drive trains available, a Continuously Variable Transmission (CVT) operates on a pulley system that allows infinite variability between the highest and lowest ratios. Instead of shifting gears, it readily adapts to changing vehicle speeds and allows the engine to remain efficient, improving both fuel economy and exhaust emissions.

Sportronic® Shift Mode










Can't decide between an automatic or manual transmission? Get the best of both worlds with our Sportronic® transmission with adaptive shift control. Its clutchless "manual" shift mode offers lightning-quick manual shifting without that pesky third pedal. Shifting is as simple as pushing the shift lever forward to upshift or pulling backward to downshift.

Build Your Own

COLOR / TRIM / SPECIFICATIONS



EXTERIOR COLORS

		OUTLANDER SPORT		OUTLANDER			
		ES	SE	ES	SE	XLS	GT
	Laguna Blue	-	● 2	-	-	-	-
	Mercury Gray	● 1	● 2	-	-	-	-
	Cosmic Blue	-	● 2	-	● 4,5	● 4,5,6,7	● 4,5,6,7
	Diamond White	● 1	● 2	● 3	● 4,5	● 4,5,6,7	● 4,5,6,7
	Labrador Black	● 1	● 2	● 3	● 5	● 5,7	● 5,7
	Rally Red	● 1	● 2	● 3	● 5	● 5,7	● 5,7
	Cool Silver	● 1	● 2	● 3	● 5	● 5,7	● 5,7
	Graphite Gray	-	-	● 3	● 5	● 5,7	● 5,7
	Quartz Brown	-	-	-	● 4,5	● 4,5,6,7	● 4,5,6,7

INTERIOR COLORS



MITSUBISHICARS.COM

Exterior vehicle colors not available for all trim levels

Numbers indicate interior colors / trims available with exterior vehicle color

We hope you never see our best work.

THE ENGINEERING ADVANCEMENTS WE'RE MOST PROUD OF ARE NOT VISIBLE TO THE NAKED EYE. EVERY VEHICLE WE BUILD IS FORTIFIED WITH A HOST OF ACTIVE AND PASSIVE SAFETY FEATURES. IN FACT, OUTLANDER EARNED A 5-STAR CRASH TEST RATING FROM THE NATIONAL HIGHWAY TRAFFIC SAFETY ADMINISTRATION.



Rear-View Camera

With visibility compromised, backing up a vehicle is always a safety concern. Outlander and Outlander Sport's available handy rear-view camera can provide a measure of assurance as an image of the area directly behind the vehicle is displayed on the 7-inch navigation screen.

Dual Advanced Front Airbags⁶

Dual advanced front airbags with seat position and occupant sensors help protect the driver and front passenger by sensing the severity of the impact, the position of the driver's seat and the weight of the front passenger's seat to provide the appropriate level of front airbag deployment. In the event of a crash in which the passenger seat is unoccupied, the passenger airbag will not deploy.

Rain-Sensing Wipers

This automatic system helps keep visibility clear during changing precipitation conditions or after being splashed by another vehicle. An infrared sensor sends light through the windshield glass and determines wiper frequency and speed by the amount of light reflected back.

Active Stability Control

One of the most significant advancements ever developed, Active Stability Control and Traction Control, helps drivers maintain control in adverse conditions and during emergency maneuvers. Sensors monitor traction and work with the anti-lock braking system to counteract slipping. Applying the brakes on specific wheels, the system helps the vehicle track in the driver's intended direction.

Rigid Chassis

Outlander's Reinforced Impact Safety Evolution (RISE) unibody construction gives it tremendous strength. The design includes a flat front subframe that provides a super-rigid foundation for the front suspension and steering components. The subframe offers improved lateral stiffness for more precise suspension operation.

Front Impact Crumple Zones

Outlander also considers the safety of those not lucky enough to be inside. The front end of the vehicle has been engineered to minimize injury in the event of a collision. These features include a shock-absorbing hood, cowl and fender structures, as well as shock-absorbing hood hinges.

ENGINE	OUTLANDER SPORT			OUTLANDER		
	ES	SE		ES	SE	XLS GT
Drive Train	2WD	2WD	AWC	2WD	2WD	AWC
Engine Type	2.0L I4			2.4L I4		3.0L V6
Engine Code	4B11			4B12		6B31
Valve Train	DOHC 16-valve			SOHC 24-valve		
	Mitsubishi Innovative Valve-timing Electronic Control system (MIVEC)					
Displacement (cc)	1998			2360		2998
Bore x Stroke (mm)	86.0 x 86.0			88.0 x 97.0		87.6 x 82.9
Compression Ratio	10.0:1			10.5:1		
Horsepower @ RPM (Fed/Cal)	148/143 @ 6000			168 @ 6000		230 @ 6250
Torque @ RPM (lb-ft.)	145/143 @ 4200			167 @ 4100		215 @ 3750
Material	Aluminum Block and Cylinder Heads					
Redline RPM	6500					
Recommended Fuel	Regular Unleaded			Premium Unleaded		
Engine Oil Type	OW-20			5W-20		

SUSPENSION	OUTLANDER SPORT			OUTLANDER		
	ES	SE		ES	SE	XLS GT
Front	MacPherson Strut					
Front Stabilizer Bar Diameter (mm)	22					
Rear	Multi-link					
Rear Stabilizer Bar Diameter (mm)	18			20		

EXTERIOR DIMENSIONS	OUTLANDER SPORT			OUTLANDER		
	ES	SE		ES	SE	XLS GT
Wheelbase (in.)				105.1		
Length (in.)	169.1			183.7		
Width (in.)	69.7			70.9		
Height (in.)	64.2			66.1 (w/ roof rails: 67.7)		
Track, Front (in.) / Rear (in.)	60.0 / 60.0			60.6 / 60.6		
Min. Ground Clearance (in.)	8.5					

INTERIOR DIMENSIONS	OUTLANDER SPORT			OUTLANDER		
	ES	SE		ES	SE	XLS GT
Passenger Seating Capacity	5			7		
Interior Volume (cu. ft.)	119.2			139.4		
Passenger Volume (cu. ft.)	97.5			100.4		
Cargo Area (Behind Front Seat) (cu. ft.)	49.5			72.6		
Cargo Area (Behind Rear Seat) (cu. ft.)	21.7		36.2	36.2 - 39.5		
Cargo Area (Behind 3rd Seat) (cu. ft.)	-		-	14.9		

PASSENGER SPACE	OUTLANDER SPORT			OUTLANDER		
	ES	SE		ES	SE	XLS GT
Front Head Room (in.) [w/pano/sunroof]	39.4 [38.9]			40.3 [39.8]		
Front Shoulder / Hip / Leg Room (in.)	56.2 / 52.1 / 41.6			56.4 / 52.2 / 41.6*		
Rear Head Room (in.) [w/pano/sunroof]	37.9 [36.8]			38.3 [37.5]		
Rear Shoulder / Hip / Leg Room (in.)	55.7 / 51.6 / 36.3			56.1 / 51.9 / 39.6 (36.8 w/ 3rd row)		
3 rd Row Head Room (in.)	-		-	35.4		
3 rd Row Shoulder / Hip / Leg Room (in.)	-		-	49.8/ 39.1/ 27.7		

WEIGHTS	OUTLANDER SPORT			OUTLANDER			
	ES	SE		ES	SE	XLS	GT
Drive Train	2WD	2WD	AWC	2WD	2WD	AWC	2WD S-AWC
Curb Weight (lbs) [5MT]	3098 [3032]	3120	3263	3384	3516 ⁹	3600 ⁹	3626 3780
Weight Distribution (% f/r) [5MT]	60/40 [59/41]	60/40	59/41	56/44	54/46	53/47	56/44 56/44
Towing Capacity (lbs)	-			1500		2000	3500

STEERING	OUTLANDER SPORT			OUTLANDER			
	ES	SE		ES	SE	XLS	GT
Type	Rack-and-pinion, Electric Power Assist			Rack-and-pinion, Hydraulic Power Assist			
Turn Circle Diameter- Curb to Curb (ft.)	34.8			34.8			

BRAKES	OUTLANDER SPORT			OUTLANDER			
	ES	SE		ES	SE	XLS	GT
Front Brake Type	Ventilated disc						
Front Brake Diameter (in./m)	11.6/294						
Rear Brake Type	Solid disc						
Rear Brake Diameter (in./m)	11.9/302						

FUEL CAPACITY	OUTLANDER SPORT			OUTLANDER			
	ES	SE		ES	SE	XLS	GT
Fuel Tank Capacity (gal.)	16.6	16.6 (2WD) 15.8 (AWC)		16.6	16.6 (2WD) 15.8 (AWC)	16.6	15.8

ESTIMATED FUEL ECONOMY ¹¹	OUTLANDER SPORT			OUTLANDER				
	ES	SE		ES	SE	XLS	GT	
	2WD	2WD	AWC	2WD	2WD	AWC	2WD	S-AWC
City (mpg) [5MT]	25 [24]	25	24	23	23	22	19	19
Highway (mpg) [5MT]	31 [31]	31	29	28	28	27	26	25
Combined (mpg) [5MT]	27 [26]	27	26	25	25	24	22	21

WHEELS & TIRES	OUTLANDER SPORT			OUTLANDER			
	ES	SE		ES	SE	XLS	GT
Wheel Type (Standard) [Option]	Steel [16" Cast Aluminum]	18" Cast Aluminum		16" Cast Aluminum	18" Cast Aluminum		
Tire Size	P215/70R16	P225/55R18		P215/70R16	P225/55R18		

WARRANTIES	OUTLANDER SPORT			OUTLANDER			
	ES	SE		ES	SE	XLS	GT
Basic	5 years or 60,000 miles						
Powertrain	10 years or 100,000 miles						
Anti-Corrosion	7 years or 100,000 miles						

EXTERIOR	OUTLANDER SPORT		OUTLANDER			
	ES	SE	ES	SE	XLS	GT
High Intensity Discharge headlamps (HID) with automatic on/off control	—	S	—	—	S	S
Fog lights	—	S	—	S	S	S
Rear LED combination tail lamps	S	S	S	S	S	S
Daytime Running Lamps (DRL)	—	S	—	—	S	S
Rain-sensing windshield wipers	—	S	—	—	S	S
Intermittent rear window wiper/washer	S	S	S	S	S	S
Color-key outer door handles and folding side mirrors	S	S	S	S	S	S
Front fenders with signal indicator lamp	S	S	S	—	—	—
Outer side mirrors with signal indicator lamp	—	—	—	S	S	S
Heated outer side mirrors	S	S	—	O	—	S
Privacy glass tint	S	S	S	S	S	S
Aluminum roof panel	—	—	S	S	S	S
Flap-folding tailgate	—	—	S	S	S	S
Chrome tailgate accent	—	—	—	—	S	S
Chrome door beltline accent	—	—	—	—	S	S
Lower side extension with chrome accent	—	—	—	S	S	S
Single exhaust outlet with finisher	—	S	S	S	—	—
Single exhaust outlet with dual finishers	—	—	—	—	S	S
Roof rails	—	P	S	S	—	—
Roof Thule® sport rack plug-in accommodation	S	S	—	—	S	S
INTERIOR						
Manual air-condition climate control	S	—	S	S	—	—
Automatic air-condition climate control	—	S	—	—	S	S
Micron air filter	S	S	S	S	S	S
Leather-wrapped steering wheel w/silver accent	S	S	S	S	S	S
Rear heater floor ducts	S	S	S	S	S	S
Visor vanity mirrors	S	—	—	—	—	—
Visor vanity mirrors with illumination	—	S	S	S	S	S
Rear seat center armrest with cupholders (x2)	—	S	S	S	S	S
Rear seat pass-through	—	S	—	—	—	—
Heated front seats	—	O	—	—	P	P
Front slide-adjustable center armrest	—	S	S	S	S	S
Aluminum pedals	—	—	—	—	S	S
Tilt/Telescopic steering column	S	S	—	—	—	—
Front map lamp	S	S	S	S	S	S
60/40 rear split-fold seatbacks	S	S	S	S	S	S
Upper glove box compartment	—	—	S	S	S	S
Rear cargo compartments	S	S	S	—	—	—
Rear 3rd-row jump seat (underfloor stowable)	—	—	—	S	S	S
Carpeted floor mats	S	S	S	S	S	S
INSTRUMENTS AND CONTROLS						
140-watt, AM/FM/CD/MP3-compatible audio system with four speakers, digital signal processor, equalization control and speed compensated volume	S	—	—	—	—	—

S = Standard O / P = Option or Package — = Not available A = Port/Dealer Accessory

	OUTLANDER SPORT		OUTLANDER			
	ES	SE	ES	SE	XLS	GT
140-watt, AM/FM/CD/MP3-compatible audio system with six speakers, digital signal processor, equalization control and speed compensated volume	—	S	S	—	—	—
710-watt, Rockford Fosgate® audio system with nine speakers including 10-inch dual-voice coil subwoofer with Punch® controller, digital signal processor, 3-band equalization and speed compensated volume	—	P	—	P	P	P
Auxiliary audio RCA input jack	S	S	S	S	S	S
FUSE Hands-free Link System™ with USB port	S	S	—	P	S	S
In-dash 6-disc CD/MP3 compatible changer	—	P	—	S	S	S
Steering-wheel-mounted cruise control and audio control switches	S	S	S	S	S	S
Power door locks and windows with driver side auto up/down	S	S	S	S	S	S
Keyless entry with panic feature	S	—	S	—	—	—
FAST-key with panic alarm feature (Free-hand Advanced Security Transmitter)	—	S	—	S	S	S
One-touch Start/Stop (OSS) push-button switch	—	S	—	—	—	—
Sportronic® steering wheel magnesium alloy paddle shifters (requires CVT or 6AT)	S	S	—	S	S	S
Meter Cluster: Multi-Information Display (MID) includes trip meter and odometer, outside temperature, average fuel consumption, and driving distance to empty, service reminder drive mode indicator, A/T position indicator, water temperature warning lamp and low fuel warning.	S	S	S	S	S	S
High contrast meter with full color MID	S	S	—	S	S	S
SAFETY & SECURITY						
All-Wheel Control (AWC) with multi-mode electronic center coupler (2WD, 4WD, LOCK)	—	P	—	P	—	—
Super All-Wheel Control (S-AWC) with multi-mode electronic center coupler and Active Front Differential (AFD) (Tarmac, Snow, LOCK)	—	—	—	—	—	S
Electronically Controlled 4WD System	—	P	—	P	—	S
Brake override	S	S	—	—	—	—
Six airbags ⁶	S	S	S	S	S	S
Driver-side knee airbag ⁶	S	S	—	—	—	—
Active Stability Control (ASC)	S	S	S	S	S	S
Anti-lock Brake System (ABS) w/Electronic Brake force Distribution (EBD) & Brake Assist	S	S	S	S	S	S
Hill Start Assist	S	S	—	—	—	S
Tire Pressure Monitoring System (TPMS)	S	S	S	S	S	S
Active front seat headrests	S	S	S	S	S	S
Anti-theft engine-immobilizer & alarm system	S	S	S	S	S	S
LATCH system (lower anchors and tethers) for CRS	S	S	S	S	S	S
ECOLOGY						
ECO driver indicator lamp (CVT only)	S	S	—	—	—	—
Brake energy regeneration system	S	S	—	—	—	—
Plastic polymer front fender panels for light weight	S	S	—	—	—	—
Electric Power Steering (EPS)	S	S	—	—	—	—

OPTIONS & PACKAGES	OUTLANDER SPORT		OUTLANDER			
	ES	SE	ES	SE	XLS	GT
ALUMINUM-ALLOY WHEELS (CVT only)	P	—	—	—	—	—
PREMIUM PACKAGE: Panoramic glass roof with adjustable LED mood lighting, 710-watt, Rockford Fosgate® audio system with nine speakers including 10-inch dual-voice coil subwoofer with Punch® control, In-dash 6-disc CD/MP3 compatible changer, digital signal processor, 3-band equalization and speed compensated volume, SIRIUS® Satellite Radio ³ with three months prepaid service subscription, roof rails	—	P	—	—	—	—
PREMIUM PACKAGE: Power glass sunroof, 710-watt, Rockford Fosgate® audio system with nine speakers including 10-inch dual-voice coil subwoofer with Punch® control, In-dash 6-disc CD/MP3 compatible changer, digital signal processor, 3-band equalization and speed compensated volume, SIRIUS® Satellite Radio ³ with three months prepaid service subscription, FUSE Hands-free Link System™ with USB port, Leatherette upper I/P and front door trim with double-stitch accents	—	—	—	P	—	—
SUN AND SOUND PACKAGE: Power glass sunroof, 710-watt, Rockford Fosgate® audio system with nine speakers including 10-inch dual-voice coil subwoofer with Punch® control, In-dash 6-disc CD/MP3 compatible changer, digital signal processor, 3-band equalization and speed compensated volume, SIRIUS® Satellite Radio ³ with three months prepaid service subscription	—	—	—	—	—	P
TOURING PACKAGE: Power glass sunroof, 710-watt, Rockford Fosgate® audio system with nine speakers including 10-inch dual-voice coil subwoofer with Punch® control, In-dash 6-disc CD/MP3 compatible changer, digital signal processor, 3-band equalization and speed compensated volume, SIRIUS® Satellite Radio ³ with three months prepaid service subscription, Leather seating surfaces (1st & 2nd row), eightway power adjustable driver's seat, heated front seats, Ultrasonic premium alarm system	—	—	—	—	P	P
NAVIGATION W/ REAR-VIEW CAMERA: 40GB HDD Navigation with Music Server and Real-Time Traffic with Diamond Lane Guidance™ rear-view camera system, auxiliary video input jack	—	P	—	—	—	P
EXTERIOR SPORT PACKAGE: Rear spoiler, front corner extensions, rear diffuser garnish, aluminum-alloy fuel door, front chrome lower garnish	P	P	—	—	—	—
INTERIOR PACKAGE (CVT only): Piano black center panel overlay, piano black shift panel overlay, aluminum and leather combination shift knob	P	P	—	—	—	—
ILLUMINATION PACKAGE: LED interior lamps, blue LED floor and tailgate mood lighting	P	P	—	—	—	—
PROTECTION PACKAGE: Scuff plates, tailgate protector, rear bumper guard, mudguards	P	P	P	P	P	P
CARGO PACKAGE: Cargo shelf cover, cargo mat, cargo net	P	P	P	P	P	P
ACCESSORY OPTIONS						
40GB Hard drive	A	A	A	A	A	A
Navigation with Music Server, Real-Time Traffic and Diamond Lane Guidance™	A	A	A	A	A	A
Remote engine start	A	A	A	A	A	A
Rear seat DVD entertainment system	—	—	A	A	A	A
In-dash 6-disc CD/MP3 compatible changer	A	A	A	—	—	—
All-weather floor mats	A	A	A	A	A	A
Body side moldings	A	A	A	A	A	A
Fog lights	A	A	A	—	—	—
Wheel locks	A	A	A	A	A	A
Side wind deflectors	A	A	A	A	A	A
FUSE Hands-free Link System™ with USB port	—	—	A	A	—	—

S = Standard O / P = Option or Package — = Not available A = Port/Dealer Accessory

10-year
100,000-mile
LIMITED POWERTRAIN WARRANTY

Technical data, equipment and options shown are based on the latest information available at the time of printing and are subject to change without notice. Colors may vary due to the printing process. Exterior and interior lights on vehicles shown may be illuminated for illustration purposes only. Vehicles are shown with optional equipment. Not all equipment is available on every

10 YEAR/100,000 MILE POWERTRAIN

5 YEAR/60,000 MILE BUMPER-TO-BUMPER

7 YEAR/100,000 MILE ANTI-CORROSION/PERFORATION

5 YEAR/UNLIMITED MILE ROADSIDE ASSISTANCE

model. For more complete details about equipment configuration and Mitsubishi Genuine Accessories, please contact your Mitsubishi Retailer.

10-year/100,000-mile powertrain warranty is non-transferable. See Mitsubishi Retailer for Limited Warranty and Roadside Assistance terms and conditions.

Mitsubishi Motors North America, Inc.
6400 Katella Ave., Cypress, CA 90630-0064
1-888-MITSU2011

MITSUBISHICARS.COM

Log on to our website and browse our full lineup of new vehicles, get manufacturer's suggested retail price and customer rebate information and "build" the Mitsubishi that's right for you. The site can help you locate your nearest dealer - or even have a dealer contact you.

Litho in U.S.A. On recycled paper

¹ The Bluetooth® word mark and logos are owned by the Bluetooth SIG, Inc., and any use of such marks by Mitsubishi is under license.

² iPod is a registered trademark of Apple Computer, Inc.

³ ©SIRIUS® Satellite Radio Inc. 'SIRIUS', the SIRIUS dog logo and related marks are trademarks of SIRIUS Satellite Radio, Inc.

⁴ 3rd-row seats are intended for use by no more than two belted occupants no more than 63 inches tall. Exceeding these limitations can increase the risk of personal injury or death in the event of an accident. 3rd-row seats are not intended for use by infants and small children who must use rear-facing or forward-facing child safety seats.

⁵ 213-horsepower for ULEV engines sold in California and other low emissions states.

⁶ Airbags are part of a Supplemental Restraint System (SRS) to decrease the risk of injury from a deploying airbag, always wear your seatbelt, sit upright in the middle of the seat, and do not lean against the door. Always place children 12 and under in the rear seat and use appropriate child restraints. Never place a rear-facing infant restraint in the front seat. See your Owner's Manual and instructions provided with your child restraint for additional information.

⁷ Requires Luxury Package.

⁸ Outlander SE and XLS with 7-passenger seating.

⁹ Outlander SE with standard 5-passenger seating.

¹⁰ Outlander SE with available 7-passenger seating.

¹¹ EPA estimates are to be used as a standardized comparison with other vehicles. Your actual mileage will vary depending on how you drive and maintain your vehicle.