



2013 NATIONAL PLUMBING & HVAC ESTIMATOR

By James A. Thomson

Includes inside the back cover:



- An estimating CD with all the costs in this book, plus,
- An estimating program that makes it easy to use these costs,
- An interactive video guide to the National Estimator program,
- A program that converts your estimates into invoices,
- A program that exports your estimates to QuickBooks Pro.

Quarterly price updates on the Web are free and automatic all during 2013. You'll be prompted when it's time to collect the next update. A connection to the Web is required.

Download all of Craftsman's most popular costbooks for one low price with the Craftsman Site License. <http://CraftsmanSiteLicense.com>



- Turn your estimate into a bid.
- Turn your bid into a contract.
- ConstructionContractWriter.com



Craftsman Book Company

6058 Corte del Cedro / P.O. Box 6500 / Carlsbad, CA 92018

Acknowledgments

The sample "Standard Form Subcontract" and "Subcontract Change Order" forms used in the final section of this book are reprinted with the permission of the publisher, the Associated General Contractors of America (National Office), 1957 E Street NW, Washington, District of Columbia 20006.

Looking for other construction reference manuals?

Craftsman has the books to fill your needs. **Call toll-free 1-800-829-8123** or write to Craftsman Book Company, P.O. Box 6500, Carlsbad, CA 92018 for a **FREE CATALOG** of over 100 books, including how-to manuals, annual cost books, and estimating software.
Visit our Web site: <http://www.craftsman-book.com>

Contributing Editor: *Walter James O'Brien*
Cover design by: *Bill Grote*
Photos: *Shutterstock*

© 2012 Craftsman Book Company
ISBN 978-1-57218-283-7
Published October 2012 for the year 2013.

Contents

How to Use This Book	5	Fire Protection Equipment	174
Plumbing Equipment		Fire Protection Sprinkler Pipe and Fittings (Roll Grooved)	176
Domestic Hot Water Heaters	19	Fire Protection Branch Pipe & Fittings	180
Water Softeners	22	Fire Protection Sprinkler Pipe and Fittings (CPVC)	183
Kitchen Equipment	25	HVAC Equipment	
Kitchen Equipment Connections	26	Commercial Boilers	185
Plumbing Fixtures	27	Commercial Boiler Connections	190
Plumbing Fixture Rough-In	31	Commercial Boiler Components and Accessories	192
Piping Systems		Centrifugal Pumps and Pump Connections ...	206
Copper Pipe, Type K with Brazed Joints	33	Heat Exchangers and Connections	207
Copper Pipe, Type K with Soft-Soldered Joints ..	43	Fan Coil Units and Connections	208
Copper Pipe, Type L with Brazed Joints	53	Reheat Coils and Connections	209
Copper Pipe, Type L with Soft-Soldered Joints ..	62	Unit Heaters and Connections	210
Copper Pipe, Type M with Brazed Joints	71	Chillers and Chiller Connections	211
Copper Pipe, Type M with Soft-Soldered Joints ..	80	Condensing Units and Cooling Towers	212
Copper Pipe, Type K & L with Roll Grooved Joints	89	Cooling Towers and Cooling Tower Connections	213
PVC, Schedule 40, with Solvent-Weld Joints	91	Steel Piping Systems	
PVC, Schedule 80, with Solvent-Weld Joints	101	Carbon Steel, Schedule 40 with 150# Fittings & Butt-Welded Joints	214
Polyethylene-Aluminum Pipe with Crimped Joints	111	Carbon Steel, Schedule 40 with 150# M.I. Fittings & Threaded Joints	223
Polyethylene-Aluminum Pipe with Compression Joints	116	Carbon Steel, Schedule 5 with Pressfit Fittings	234
Plumbing and Piping Specialties	119	Carbon Steel, Schedule 80 with 300# Fittings & Butt-Welded Joints	237
Cast Iron, DWV, Service Weight, No-Hub with Coupled Joints	135	Carbon Steel, Schedule 80 with 300# M.I. Fittings & Threaded Joints	247
Cast Iron, DWV, Service Weight, Hub & Spigot with Gasketed Joints	141	Carbon Steel, Schedule 160 with 3,000-6,000# Fittings	255
Copper, DWV, with Soft-Soldered Joints	146	Carbon Steel, Schedule 40 with Roll-Grooved Joints	266
ABS, DWV with Solvent-Weld Joints	150	Carbon Steel, Schedule 10 with Roll-Grooved Joints	273
PVC, DWV with Solvent-Weld Joints	154	Carbon Steel, Schedule 40 with Cut-Grooved Joints	280
PVC, DWV with Gasketed Bell and Spigot Joints	159	Residential HVAC Assemblies	286
Polypropylene, Schedule 40, with Heat-Fusioned Joints	164	Air Handling Unit Accessories	290
Floor, Area, Roof and Planter Drains	168		
Cleanouts	169		
Fire Protection			
Fire Protection Sprinklers	170		

Heat Recovery Ventilators - Commercial291	Fiberglass Pipe Insulation397
Heat Recovery Ventilators - Residential292	Calcium Silicate Pipe Insulation with Aluminum Jacket399
Water Coil Piping294	Closed Cell Elastomeric Pipe Insulation400
Air Handling Unit Coil Connections297	Thermal Duct Insulation401
Gas-Fired Furnaces299	Balancing of HVAC Systems402
Wall Furnaces300	Temperature Controls405
Unit Heaters302		
Infrared Heaters304	Ductile Iron Pipe Systems	
Heat Pump Systems305	Ductile Iron, Class 153, Cement-Lined with Mechanical Joints407
Water Pump Systems313	Ductile Iron, Class 153, Double Cement-Lined with Mechanical Joints409
Geothermal/Domestic Water Wells316	Ductile Iron, Class 110, Cement-Lined with Mechanical Joints411
Biomass-Fired Boilers319	Cast Iron, Class 150 with Mechanical Joints412
Fans and Blowers324	Asbestos-Cement, Class 2400 or 3000 with Mechanical Joints413
Ventilators & Residential Exhaust Fans326	Fiberglass Tanks415
Apparatus Housing331	Plastic Tanks416
Air Devices, Registers & Grilles333	Trenching418
Air Devices, Diffusers & Grilles334	Equipment Rental420
Terminal Units (VAV)337	Close-Out Items421
		HVAC & Plumbing Demolition422
Ducting Systems		Budget Estimating435
Ductwork Specialties339		
Galvanized Steel Ductwork344	Forms and Letters	
Installed Ductwork Per Pound346	Change Estimates438
Galvanized Steel Spiral Ductwork348	Subcontract Forms447
Galvanized Steel Round Spiral Fittings349	Purchase Orders451
Galvanized Steel Rectangular Ductwork351	Construction Schedules453
Galvanized Steel Rectangular 90 Degree Elbows353	Letter of Intent456
Galvanized Steel Spiral Duct356	Submittal Data458
Galvanized Steel Spiral Duct Fittings358	Billing Breakdown Worksheet461
Galvanized Steel Spiral Tees360		
Galvanized Steel Spiral Crosses366	Index463
Galvanized Steel Rectangular Ductwork369		
Galvanized Steel Rectangular Elbows381		
Galvanized Steel Drops and Tees391		
Galvanized Steel Round Ductwork394		
Fiberglass Ductwork395		

How to Use This Book

This 2013 National Plumbing & HVAC Estimator is a guide to estimating labor and material costs for plumbing, heating, ventilating and air conditioning systems in residential, commercial and industrial buildings.



Inside the back cover of this book you'll find an envelope with a compact disk. The disk has National Estimator, an easy-to-use estimating program with all the cost estimates in this book. Insert the CD in your computer and wait a few seconds. Installation should begin automatically. (If not, click Start, Settings, Control Panel, double-click Add/Remove Programs and Install.) Select Show Me from the installation menu and Dan will show you how to use National Estimator. When Show Me is complete, select Install Program. When the National Estimator program has been installed, click Help on the menu bar, click Contents, click Print all Topics, click File and click Print Topic to print a 40-page instruction manual for National Estimator.

Costs in This Manual will apply within a few percent on a wide variety of projects. Using the information given on the pages that follow will explain how to use these costs and suggest procedures to follow when compiling estimates. Reading the remainder of this section will help you produce more reliable estimates for plumbing and HVAC work.



Manhour Estimates in This Book will be accurate for some jobs and inaccurate for others. No manhour estimate fits all jobs because every construction project is unique. Expect installation times to vary widely from job to job, from crew to crew, and even for the same crew from day to day.

There's no way to eliminate all errors when making manhour estimates. But you can minimize the risk of a major error by:

1. Understanding what's included in the manhour estimates in this book, and
2. Adjusting the manhour estimates in this book for unusual job conditions.

The Craft@Hrs Column. Manhour estimates in this book are listed in the column headed *Craft@Hrs*. For example, on page 19 you'll see an estimate for installing a 6 gallon hot water heater. In the *Craft@Hrs* column opposite 6 gallon you'll see:

P1@.500

To the left of the @ symbol you see an abbreviation for the recommended work crew.

Page 7 shows the wage rates and craft codes used in this book.

To the right of the @ symbol you see a number. The number is the estimated manhours (not crew hours) required to install each unit of material listed. In the case of a 6 gallon hot water heater, P1@.500 means that .500 manhours are required to install 1 hot water heater.



Costs in the Labor \$ Column are based on manhour estimates in the Craft@Hrs column. Multiply the manhour estimate by the assumed hourly labor cost to find the installation cost in the *Labor \$* column. For example, .500 manhours times \$35.16 (the average wage for crew P1) is \$17.58, or \$17.60 rounded.

Quarterly price updates on the Web are free and automatic all during 2013. You'll be prompted when it's time to collect the next update. A connection to the Web is required.

Manhour Estimates include all productive labor normally associated with installing the materials described. These estimates assume normal conditions: experienced craftsmen working on reasonably well planned and managed new construction with fair to good productivity. Labor estimates also assume that materials are standard grade, appropriate tools are on hand, work done by other crafts is adequate, layout and installation are relatively uncomplicated, and working conditions don't slow progress.

All manhour estimates include tasks such as:

- Unloading and storing construction materials, tools and equipment on site.
- Working no more than two floors above or below ground level.
- Working no more than 10 feet above an uncluttered floor.
- Normal time lost due to work breaks.
- Moving tools and equipment from a storage area or truck not more than 200 feet from the work area.
- Returning tools and equipment to the storage area or truck at the end of the day.
- Planning and discussing the work to be performed.
- Normal handling, measuring, cutting and fitting.
- Regular cleanup of construction debris.
- Infrequent correction or repairs required because of faulty installation.

National Plumbing & HVAC Estimator

If the work you're estimating won't be done under these conditions, you need to apply a correction factor to adjust the manhour estimates in this book to fit your job.

Applying Correction Factors. Analyze your job carefully to determine whether a labor correction factor is needed. Failure to consider job conditions is probably the most common reason for inaccurate estimates.

Use one or more of the recommended correction factors in Table 1 to adjust for unusual job conditions. To make the adjustment, multiply the manhour estimate by the appropriate conversion factor. On some jobs, several correction factors may be needed. A correction factor less than 1.00 means that favorable working conditions will reduce the manhours required.



Supervision Expense to the installing contractor is not included in the labor cost. The cost of supervision and non-productive labor varies widely from job to job. Calculate the cost of supervision and non-productive labor and add this to the estimate.

Hourly Labor Costs also vary from job to job. This book assumes an average manhour labor cost of \$41.27 for plumbers and \$40.43 for sheet metal workers. If these hourly labor costs are not accurate for your jobs, adjust the labor costs up or down by an appropriate percentage. Instructions on the next page explain how to make these adjustments. If you're using the National Estimator disk, it's easy to set your own wage rates.

Hourly labor costs in this book include the basic wage, fringe benefits, the employer's contribution to welfare, pension, vacation and apprentice funds, and all tax and insurance charges based on wages. Table 2 at the top of the next page shows how hourly labor costs in this book were calculated. It's important that you understand what's included in the figures in each of the six columns in Table 2. Here's an explanation:

Column 1, the base wage per hour, is the craftsman's hourly wage. These figures are representative of what many contractors are paying plumbers, sheet metal workers and helpers in 2013.

Column 2, taxable fringe benefits, includes vacation pay, sick leave and other taxable benefits. These fringe benefits average about 5.15% of the base wage for many plumbing and HVAC contractors. This benefit is in addition to the base wage.

Condition	Correction Factor
Work in large open areas, no partitions	.85
Prefabrication under ideal conditions, bench work	.90
Large quantities of repetitive work	.90
Very capable tradesmen	.95
Work 300' from storage area	1.03
Work 400' from storage area	1.05
Work 500' from storage area	1.07
Work on 3rd through 5th floors	1.05
Work on 6th through 9th floors	1.10
Work on 10th through 13th floors	1.15
Work on 14th through 17th floors	1.20
Work on 18th through 21st floors	1.25
Work over 21 floors	1.35
Work in cramped shafts	1.30
Work in commercial kitchens	1.10
Work above a sloped floor	1.25
Work in attic space	1.50
Work in crawl space	1.20
Work in a congested equipment room	1.20
Work 15' above floor level	1.10
Work 20' above floor level	1.20
Work 25' above floor level	1.30
Work 30' above floor level	1.40
Work 35' to 40' above floor level	1.50

Table 1 Recommended Correction Factors



Column 3, insurance and employer-paid taxes in percent, shows the insurance and tax rate for the craft workers. The cost of insurance in this column includes workers' compensation and contractor's casualty and liability coverage. Insurance rates vary widely from state to state and depend on a contractor's loss experience. Note that taxes and insurance increase the hourly labor cost by approximately 30%. There is no legal way to avoid these costs.

Column 4, insurance and employer taxes in dollars, shows the hourly cost of taxes and insurance. Insurance and taxes are paid on the costs in both columns 1 and 2.

Column 5, non-taxable fringe benefits, includes employer paid non-taxable benefits such as medical coverage and tax-deferred pension and profit sharing plans. These fringe benefits average 4.55% of the base wage for many plumbing and HVAC contractors.

Column Number	1	2	3	4	5	6
		Taxable fringe benefits (at 5.15% of base wage)	Insurance and employer taxes (%)	Insurance and employer taxes (\$)	Non-taxable fringe benefits (at 4.55% of base wage)	Total hourly cost used in this book
Craft	Base wage per hour					
Laborer	20.12	1.04	32.93%	6.97	0.92	29.05
Plumber	30.47	1.57	24.47%	7.84	1.39	41.27
Sheet Metal Worker	29.45	1.52	26.21%	8.12	1.34	40.43
Operating Engineer	29.86	1.54	25.42%	7.98	1.36	40.74
Sprinkler Fitter	29.93	1.54	25.28%	7.96	1.36	40.79
Electrician	29.86	1.54	20.04%	6.29	1.36	39.05
Cement Mason	25.22	1.30	23.35%	6.19	1.15	33.86

Craft Code	Crew Composition	Average Hourly Cost per Manhour
ER	4 building plumbers, 2 building laborers, 1 operating engineer	37.70
SN	4 building sheet metal workers, 2 building laborers, 1 operating engineer	37.22
P1	1 building plumber and 1 building laborer	35.16
ST	1 sprinkler fitter	40.79
SK	4 sprinkler fitters, 2 building laborers, 1 operating engineer	37.43
SL	1 sprinkler fitter and 1 laborer	34.92
S2	1 building sheet metal worker, 1 building laborer	34.74
BE	1 electrician	39.05
CF	1 cement mason	33.86
SW	1 sheet metal worker	40.43

Table 2 Labor Costs Used in This Book

The employer pays no taxes or insurance on these benefits.

Column 6, the total hourly cost in dollars, is the sum of columns 1, 2, 4, and 5. The labor costs in Column 6 were used to compute costs in the Labor \$ column of this book.

Adjusting Costs in the Labor \$ Column. The hourly labor costs used in this book may apply within a few percent on many of your jobs. But wage rates may be much higher or lower in some areas. If the hourly costs shown in Column 6 of Table 2 are not accurate for your work, adjust labor costs to fit your jobs.

For example, suppose your hourly labor costs are as follows:

Plumber	\$19.00
Laborer	\$16.00
Total hourly crew cost	\$35.00

Your average cost per manhour would be \$17.50 (\$35.00 per crew hour divided by 2 because this is a crew of two).

A labor cost of \$17.50 is about 50% of the \$35.16 labor cost used for crew P1. Multiply costs in the Labor \$ column by .50 to find your estimated cost.

For example, notice on page 19 that the labor cost for installing a 6 gallon hot water heater is \$17.60 each. If installed by your plumbing crew working at an average cost of \$17.50 per manhour, your estimated cost would be 50% of \$17.60 or \$8.80 per heater.

Adjusting the labor costs in this book will make your estimates much more accurate. Making adjustments to labor costs is both quick and easy if you use the National Estimator disk.

Equipment Cost will vary according to need and application. It typically is \$110 per hour for a 10-ton hydraulic truck-mounted crane.

Material Costs in this manual are intended to reflect what medium- to low-volume contractors will be paying in 2013 after applying normal discounts. These costs include charges for delivery to within 25 to 30 miles of the supplier.

Overhead and Profit for the installing contractor are not included in the costs in this manual unless specifically identified in the text. Markup can vary widely with local economic conditions, competition and the installing contractor's operating expenses. Add the markup that's appropriate for your company, the job and the competitive environment.

National Plumbing & HVAC Estimator

How Accurate Are These Figures? As accurate as possible considering that the editors don't know your material suppliers, haven't seen the plans or specifications, don't know what building code applies or where the job is, had to project material costs at least six months into the future, and had no record of how much work the crew that will be assigned to the job can handle.

You wouldn't bid a job under those conditions. And I don't claim that all plumbing and HVAC work is done at these prices.

Estimating Is an Art, not a science. There is no one price that applies on all jobs. On many jobs the range between high and low bid will be 10% or more. There's room for legitimate disagreement on what the correct costs are, even when complete plans and specifications are available, the date and site are established, and labor and material costs are identical for all bidders.

No estimate fits all jobs. Good estimates are custom made for a particular project and a single contractor through judgment, analysis and experience. This book is not intended as a substitute for judgment, analysis and sound estimating practice. It's an aid in developing an informed opinion of cost, not an answer book.

Additional Costs to Consider

Here's a checklist of additional costs to consider before submitting any bid.

1. Sales taxes
2. Mobilization costs
3. Payment and performance bond costs
4. Permits and fees
5. Storage container rental costs
6. Utility costs
7. Tool costs
8. Callback costs during warranty period
9. Demobilization costs

Exclusions and Clarifications

Neither the job specifications nor the contract may identify exactly what work should be included in the plumbing and HVAC bid. Obviously, you have to identify what work is included in the job.

The most efficient way to define the scope of the work is to prepare a list of tasks not normally performed by your company and attach that list to each bid submitted. Here's a good list of work that should be excluded from your bid.

Your Bid Should Exclude

- Final cleaning of plumbing fixtures
- Backings for plumbing fixtures
- Toilet room accessories
- Electrical work, including motor starters
- Electrical wiring and conduit over 100 volts
- Temporary utilities
- Painting, priming and surface preparation
- Structural cutting, patching or repairing
- Fire protection and landscape sprinklers
- Equipment supports
- Surveying and layout of control lines
- Removal or stockpiling of excess soil
- Concrete work, including forming and rebar
- Setting of equipment furnished by others
- Equipment, unless shown, and personnel hoisting
- Wall and floor blockouts
- Pitch pockets
- The costs of performance or payment bonds
- Site utilities
- Asbestos removal or disposal
- Contaminated soil removal or disposal
- Major increases in copper material prices
- Fire dampers not shown on the plans

Your Bid Should Include

- Trash sweep-up only. Others haul it away
- Site utilities from building to property line only
- Piping to 5 feet outside the building only
- Plumbing & HVAC permits for your work only

Beware of Price Changes

There's no way to be sure what prices will be in three to six months. All labor, equipment, material and subcontract prices in a bid should be based on costs anticipated when the project is expected to be built, not when the estimate is compiled. That

presents a problem. Except for the installation of underground utilities, most plumbing and HVAC work is done six months to a year after the bid is submitted. When possible, get price protection in writing from your suppliers and subcontractors. If your suppliers and subs won't guarantee prices, include an escalation allowance in your bid to cover anticipated price increases.

Material Pricing Conditions

All equipment and material prices quoted by your vendors will be conditional. They usually don't include sales tax and are subject to specific payment and shipping terms. Every estimator should understand the meaning of common shipping terms. They define who pays the freight and who has responsibility for processing freight-damage claims. Here's a summary of important conditions you should understand.

F.O.B. Factory (Free On Board at the Factory): Title passes to the buyer when the goods are delivered by the seller to the freight carrier. The buyer pays the freight and is responsible for freight-damage claims.

F.O.B. Factory F.F.A. (Free On Board at the Factory, Full Freight Allowed): The title passes to the buyer when the goods are delivered by the seller to the freight carrier. The seller pays the freight charges, but the buyer is responsible for freight-damage claims.

F.O.B. (city of destination) (Free On Board to your city): The title passes to the buyer when the goods are delivered by the seller to the freight terminal in the city, or nearest city, of destination. The seller pays the freight and is responsible for freight-damage claims to the terminal. The buyer pays the freight charge and is responsible for freight-damage claims from the terminal to the final destination.

F.O.B. Job Site (Free On Board at job site, or contractor's shop): The title passes to the buyer when the goods are delivered to the job site (or shop). The seller pays the freight and is responsible for freight-damage claims.

F.A.S. Port [of a specific city] (Free Alongside Ship at the nearest port): The title passes to the buyer when goods are delivered to the ship dock or port terminal. The seller pays the freight and is responsible for freight-damage claims to the ship dock or port terminal only. The buyer pays the freight and is responsible for freight-damage claims from the ship dock or port terminal to the designated delivery point.

Obviously, it's to your advantage to instruct all vendors to quote costs F.O.B. the job site or your shop.

Reducing Costs

Most construction specifications allow the use of alternative equipment and materials. It's the estimator's responsibility to select the most cost-effective products. Research and compare your costs before making any decisions. Avoid selecting any material or equipment simply because that's what you've always done.

Don't recommend plastic products such as ABS, PVC, or polypropylene pipe or corrugated flexible ducts until you've checked local code requirements. Most building codes prohibit use of these materials inside public buildings such as schools, care centers and hospitals.

It's wise to select 100% factory-packaged equipment. Beware of equipment labeled "Some assembly required." Field labor costs for mounting loose coils, motors and similar equipment are very high.

Value Engineering

Let's suppose you've submitted a combined plumbing and HVAC bid for \$233,000. Your cutthroat competitor put in a bid at \$4,000 less, \$229,000. Obviously there's no way you're going to get the job. Right?

Not so fast! Maybe value engineering can help you win that contract — while fattening your profit margin.

Suppose the proposal you submitted had two parts. Part I is the bid for \$233,000, based entirely on job plans and specs, just the way they were written. But appended to your proposal is Part II, a list of suggestions for saving money without sacrificing any of the capacity or quality designed into the system. Here's an example of what might be in Part II:

1. Deduct for providing pipe hanger spacings per UPC in lieu of specified spacings:

\$1,750.00

2. Deduct for reducing heating hot water pipe sizes by using 40 degrees F Delta T in lieu of specified 20 degrees F Delta T:

\$4,600.00

3. Deduct for providing pressure/temperature taps at air handling units, pumps and chillers in lieu of specified thermometers and pressure gauges:

\$875.00

National Plumbing & HVAC Estimator

4. Deduct for eliminating water treatment in closed piping systems:	\$1,800.00
5. Deduct for piping chilled and heating hot water pumps in parallel in lieu of providing 100% standby pumps:	\$2,900.00
Total deductions:	\$11,925.00

Adopting these suggestions would make you low bidder by nearly \$8,000. A saving like that will be tempting to most owners, especially if the owner understands that your suggestions result in a system that is every bit as good and maybe better than the system as originally designed.

You're not offering to undercut the competition. Far from it. You're using knowledge and experience to create better value for the owner. That's called value engineering and it's likely to win the respect of nearly all cost-conscious owners.

Notice that reducing costs is only part of what value engineering is all about. You don't cut costs at the expense of system quality, integrity, capacity or performance.

Don't waste your time, and your client's, by offering to substitute cheaper or lower-quality fixtures or equipment. Any cutthroat contractor with a price list can do that. Recommend the use of inferior materials and you'll be associated with the inferior goods you promote. Some owners consider even the suggestion to be insulting.

The recommendations you make (like most of those in the example) will require design changes. You can expect to be examined (or even challenged) on these points. Be ready to explain and defend each of your suggestions. Convince the client (or the design engineer) that your ideas are based on sound engineering principles and you're well on the way to winning the owner's confidence and the contract.

Now, let's go back to the list and see how we might justify the five value engineering recommendations.

1. **Pipe Hanger Spacing.** The pipe hanger spacings recommended in the Uniform Plumbing Code (UPC) are calculated by experienced, professional structural engineers. The safety factors used in these calculations are very conservative. They've been widely used for many years and have proved to be more than adequate. There's no need for more hangers than the UPC requires.

2. **Changing HHW Delta T.** In hydronic heating systems, heat measured in Btus is pumped to terminal units. The proposed change of the Delta T, from 20 degrees F to 40 degrees F, has no effect whatsoever on how many Btus the system delivers. You're not changing anything but the volume of water being pumped. At lower volume levels, the size of the pump, the pipe and the pipe insulation can all be reduced. Not one of these changes will affect the system's ability to transmit heat. Furthermore, operating costs will also drop, since less pump horsepower will be needed to run the smaller pump.

3. **Thermometers/Pressure Gauges.** Thermometers and pressure gauges installed on or near vibrating machinery have a very short life expectancy. Gauges quickly lose accuracy under harsh conditions. Readings will become less and less reliable. That's potentially dangerous. You can avoid this problem by using insertion-type pressure/temperature taps instead. Store these sensitive gauges in a desk drawer or a tool crib when not in use. Safely stored, they're protected from damage. They'll give accurate readings longer and won't need to be replaced as often. And they're simple to use. Just insert a gauge in one of the conveniently located taps. Make the reading, then remove the gauge and put it away.

4. **Water Treatment.** ITT Bell & Gossett has done studies on corrosion in closed hydronic systems that have a make-up water rate of no more than 5% per year. These studies show that corrosion virtually stops when entrained air is either removed or depleted. No water treatment is needed in this closed system.

5. **100% Standby Pumps.** Two pumps piped and operated in parallel are more economical. Even if one pump fails, the other pump can maintain delivery at 75 to 80% of the designed flow rate. That's usually adequate for emergency operation.

These cost-saving ideas are small, but could tip the balance in your favor. I hope they demonstrate the potential that value engineering has when bidding jobs. Any time you're compiling an estimate, keep an eye out for ways to save money or reduce the owner's cost. Jot a note to yourself about each potential saving you identify. Before submitting the bid, make a list of your alternate suggestions. Maybe best of all, markup on your value engineering suggestions can be higher than your normal markup. If value engineering can cut costs by \$10,000, maybe as much as \$4,000 of that should end up in your pocket!

Value Engineering: Surplus Materials

Value engineering doesn't begin and end with job plans and specs. Value engineering means getting the most value at the least cost, no matter whether it's value to the owner or value to the contractor. Smart mechanical contractors learn to build extra value into their jobs by controlling shrinkage of materials. Nearly every significant plumbing and HVAC job ends with at least some surplus material on hand. Material left over when the job is done tends to be discarded as waste or hauled off the job in the back of a truck that doesn't have your company name on the door. And why not? It's surplus – not needed. The owner didn't need it. So now it's up for grabs.

Not quite. Let's consider who actually owns that surplus material. When your company has been paid, every piece of material your crew installed belongs to the building owner. But what about those fittings, hangers and valves delivered to the job site but never actually used? Almost certainly, those materials were included in your bid. So aren't they the property of the owner? Not in my opinion. The owner contracted for a mechanical system and (presumably) has one. Unless it's a cost-plus job or a labor-only job, the owner didn't buy materials delivered to the job site. The owner bought a mechanical system and has one – completely separate and apart from any surplus materials. In my mind, the property owner has no more claim to left-over materials than the same owner would have claim to labor hours not expended or equipment not used on the same job.

Unless there's some provision in your contract to the contrary, surplus material belongs to the installing contractor. But your right to that material and the chance of actually getting it back to your shop are two very different propositions. I see recovery of surplus material as a training issue. As a matter of company policy, make it clear to your crews that surplus material belongs to your company. The supervisor on every job should be accountable for recovery of excess material. Every significant job will have at least some surplus. Accounting for that surplus should be part of your routine close-out procedure. Fortunately, it's not difficult. I'll explain.

Control of surplus materials begins with a good checklist, or form. I recommend the Materials, Equipment and Tool form, "MET" for short. A blank MET form appears following this section. Your MET should show both what's delivered to the job site (material, equipment and tools) and surplus "drops" returned to your shop at project close-out. A MET

ensures that the estimator, the shop inventory manager and your field supervisor are on the same page. Your MET establishes accountability. Nothing falls through the cracks. Job input equals job output plus returns. Everything delivered to the job and not expended should be returned to your shop.

Here's how it works:

1. Based on the estimate that won you the job, the items needed are purchased for the job and staged for delivery to the job site.
2. As materials, equipment and tools are delivered to the job site, your supervisor completes the first three columns of the MET form: Description, Quantity and Date.
3. As work is completed, the same supervisor completes the four columns under Returned to Inventory: Quantity Returned, Date, Status Code and Value. The status code will be either "RS" (Returned and Salvaged) or "RN" (Returned New).
4. Back at your shop, both RS and RN materials should be restored to inventory.
5. If your company has an inventory manager, have that manager assign the return value to each item returned. If you're using QuickBooks Pro, the "Adjust Inventory" feature can handle this task quite easily. Add two new categories under "Inventory Stock on Hand by Vendor." The first new category is Returned Salvage. The second is Returned New. Be sure the value of RS materials includes the cost of any reconditioning done to restore salvaged materials (such as pumps and boilers) to serviceable condition.
6. Comparing MET deployed to the job site with MET returned to inventory yields MET actually used on the job. That's a very important number to every plumbing and HVAC estimator. Be sure actual usage gets entered on the Project Summary form.
7. When the take-off on your next estimate is complete, compare that materials list with a summary of RS and RN materials on hand from prior jobs.
8. Evaluate which returned materials can be redeployed on the new job.
9. It's a management decision to either (1) charge the new job for the cost of RS and RN materials already on hand, or (2) consider materials on hand as "free" and a competitive advantage in winning the new bid. Either way, RN and RS materials are an asset to your company.

National Plumbing & HVAC Estimator

Plumbing and HVAC materials are expensive. Every mechanical contractor has an interest in MET tracking. Everyone in your company should be aware of the need for good materials management. Used correctly, the MET form in this book can help engineer more value into your jobs.

Maximizing the Value of Old Estimates

There should be two profits in every job. The first is money in the bank — a return on time and expenses. The second is what you learn from the job — primarily by comparing the estimate you made with what turns out to be your actual cost. On some jobs, the value of lessons learned may outweigh net revenue.

Every plumbing and HVAC contractor has marginal jobs. That's normal. What *shouldn't* be normal is repeating mistakes. The best way to avoid trouble in your future is to keep track of your past. Keeping old estimates available for reference can help prevent errors on new estimates.

As your file of completed estimates grows, organization becomes more important. You need an easy way to find similar projects with the same components and comparable scope of work. If your estimating file is in QuickBooks Pro, searching by keyword may be enough. Otherwise, I recommend creating a short summary for each completed job, and an index that references all summaries available for comparison. You'll find a blank Project Summary form at the end of this section. To make reference easier, create an index by type of job and equipment used. You may choose to use an alphabetical index based on client name or project ID.

How to complete the Project Summary form is obvious. The many ways to use this form may not be so obvious, so here are a few pointers.

1. Use your index of Project Summary forms to find completed jobs most similar to the job you're bidding. Believe it or not, Project Summary forms with the widest margin of error will be most useful. Ask yourself: Who worked on those projects? Who was the field superintendent? Who were the vendors? Did the errors result from poor estimating or the poor performance of vendors, supervisors or crews? The most common estimating errors occur when (a) inspecting the job site, (b) examining the plans or (c) reading the specifications. What did you miss and why? Look for pitfalls to avoid in the job now being estimated. Identify the biggest two or three mistakes made when bidding that job. Make a notation about each on the Project Summary form.

2. Now look at your bid for the current job. Which mistakes made on a prior job might you expect on this job? Concentrate on the big three oversights to avoid: Inspecting the job site; examining the plans; and reading the specifications.
3. Unless there's a major error in take-off, your estimate of material costs should be within about 5 percent of the actual costs of materials. However, it's common for labor cost estimates to vary 20 percent or more from actual labor costs. This is precisely where data from old jobs comes in handy. If your Project Summary files show that some project types are consistent money-losers, either shift your company's focus to another class of work, factor more contingency into your bids, or find some way to wring inefficiencies out of the labor component. Poor staging, delivery and retrieval procedures drag down labor productivity on any job.
4. Use your file of Project Summary forms to spot any common thread that runs through either money-making jobs or money-losing jobs. For example, if the names of certain subcontractors or vendors are prominent on low-margin jobs, maybe there's a relationship between your profit margin and choice of subs and suppliers. Even the best and most reliable vendors can become complacent if not challenged occasionally.
5. Project Summary forms should note changes and extras identified after the contract was signed — both for which your company was paid and changes done without additional compensation. Projects with changes and extras that exceed about 4 percent of the contract price deserve special scrutiny. Jobs with changes beyond about 4 percent aren't good for business, at least in my opinion. Nearly all changes have a negative impact on your job schedule and require a disproportionate investment of management resources. Too many changes can antagonize the owner and design staff, even if they were responsible for the altered plans. You may know of a mechanical contractor with a reputation for capitalizing on change orders. But I've rarely seen a job plagued with changes that turned into a money-maker for anyone — except the attorneys. Your file of Project Summary forms will show job types that carry change order risk. Before finalizing and submitting any bid, consider whether the job will get mired in disputes over changes and extras. If similar jobs have ended on the courthouse steps, factor that risk into your estimate.

Utility of a Project Summary forms file is limited only by your ingenuity. The important point is to keep and organize the source of your second profit available on every job. What you learn can be more valuable than what you earn.

The Estimating Procedure

Every plumbing and HVAC estimator works under deadline pressure. You'll seldom have the luxury of spending as much time as you would like on an estimate. Estimators who aren't organized waste valuable time and tend to make careless errors. Try to be well-organized and consistent in your approach to estimating. For most projects, I recommend that you follow the procedures listed below and in the order listed:

1. Get a second set of project drawings and specifications for use by your suppliers and subcontractors. Remember that your subs and suppliers need access to the plans and specs and time to prepare their quotes.
2. Study the plans and specs carefully. Highlight important items. Make a list of specific tasks that require labor unit correction factors. The estimate is never complete until you're totally familiar with the project and the applicable construction codes.
3. Get the general contractor or owner to identify the proposed construction schedule and subcontractor lay-down (storage) area. Work schedule and site conditions always affect your costs.
4. Contact all potential suppliers and subcontractors as early as possible. Set a time when each can come to your office to make their take-offs from the spare set of contract documents.

When this important preliminary work is done, or in progress, it's time to begin your detailed take-off.

Guidelines for Good Estimating

You can compile estimates on a legal pad, a printed estimating form or on a computer. Regardless of the method, these guidelines will apply:

List Each Cost Separately on your take-off sheet. Don't combine system estimates, even if the materials are the same type. A combined system estimate may have to be completely redone if materials for one system are changed at a later date. Use the Estimate Detail Sheet on page 16 if you don't already have a good material take-off form.

Use Engineer's Identification Numbers when listing equipment. The word pump without any other description is ambiguous when there are several pumps included in the project.

Don't Forget Labor Adjustment factors if your labor costs are significantly higher or lower than the costs used in this book. See instructions on page 7 for adjusting labor costs.

Use Colored Pencils or highlighters to mark the items you've taken off and listed. Use a different color for each piping or ducting system.

Log Telephone Quotes and other important phone conversations on a telephone quote form. See the sample on page 18.

Project Estimated Costs for labor, material and equipment to the time when the work is expected to be done, not when the job is being estimated.

The only good estimate is a complete estimate. You've probably heard this saying, "He who makes the most mistakes is likely to be low bidder, and live to regret it."

Preparing the Proposal

It's both common courtesy and good business practice to deliver an unpriced copy of your bid or proposal letter to the general contractor three or four days before the bid deadline date. This gives the contractor time to study your proposal and obtain alternate pricing for items you may have excluded. To avoid misunderstandings, make sure your proposals include, as a minimum, the following elements:

1. The complete name and address of the proposed project.
2. Specification title and issue date.
3. A complete listing of drawings and their issue or revision date.
4. A complete list of addenda and their dates of issue.
5. A list of specification section numbers covered by your proposal.
6. A list of exclusions, clarifications and assumptions.

Your final bid can be phoned in or sent by fax, but it should reach the general contractor or owner no more than five or ten minutes before the bid deadline. Prices submitted too early may have to be revised because of last-minute price changes by subcontractors or suppliers.

MET Worksheet

Material, Equipment and Tool Delivery and Surplus Return Record

Project ID _____

Job Location _____

Supervisor _____

Start Date _____

Description of Material, Equipment or Tool Delivered or Returned	Delivered to Job Site		Returned to Inventory			
	Quantity Delivered	Date Delivered	Quantity Returned	Date Returned	Status Code RN or RS	Value at Return

PROJECT SUMMARY

Project ID _____ Job Location _____

Short description _____

Supervisor _____

Index ID _____ Start Date _____

Estimator _____ Client _____

Major vendors _____ Subcontractors _____

Sources of cost deviation _____

Related Projects by ID Number _____

	Thumbnail Summary	Labor	Material	Equipment	Subcontract	Deployed RN/RS	Total
Actual cost							
Estimate							
Over/(Under)							
Full Summary							
Bid amount							
Estimated cost							
Projected profit							
Cost overrun							
Bid profit							
Change orders							
Cost of changes							
Total profit							
Total profit with RN/RS							
Redeployment							

Estimate Detail Sheet

Data carried forward from Take-Off Quantity Survey Sheet(s)

Company/Department _____ Estimator _____ Date _____
 Project _____ Checked by _____ Date _____
 Address _____ Notes: _____
 Job description _____ Estimate # _____
 CSI Division/Account _____ Estimate due _____

Item Description	Quantity	Unit	Crew @ MH/Unit	Manhours Ext.	Materials		Labor		Equipment		Subcontract		Total \$
					Unit \$	Ext. \$	Unit \$	Ext. \$	Unit \$	Ext. \$	Unit \$	Ext. \$	
Totals This Sheet				Manhours		Material \$		Labor \$		Equipment \$		Subcontract \$	Total \$

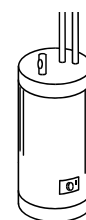
Carry totals forward to Estimate Summary Sheet Estimate # _____ Estimate Detail Sheet _____ of _____

Domestic Hot Water Heaters

Description	Craft@Hrs	Unit	Material \$	Labor \$	Equipment \$	Total \$
-------------	-----------	------	-------------	----------	--------------	----------

Electric domestic hot water heater (residential). Set in place only (floor models). Make additional allowances for pipe and electrical connections. (See below)

6 gallon						
1.5 KW/110V	P1@.500	Ea	361.00	17.60	—	378.60
10 gallon						
1.5 KW/110V	P1@.500	Ea	403.00	17.60	—	420.60
15 gallon						
1.5 KW/110V	P1@.750	Ea	425.00	26.40	—	451.40
20 gallon						
1.5 KW/110V	P1@.750	Ea	439.00	26.40	—	465.40
30 gallon						
1.5 KW/110V	P1@1.00	Ea	391.00	35.20	—	426.20
40 gallon						
1.5 KW/110V	P1@1.20	Ea	410.00	42.20	—	452.20
50 gallon						
3 KW/110V	P1@1.30	Ea	441.00	45.70	—	486.70
12 gallon						
3 KW/220V	P1@.500	Ea	355.00	17.60	—	372.60
20 gallon						
3 KW/220V	P1@.750	Ea	389.00	26.40	—	415.40
30 gallon						
3 KW/220V	P1@1.00	Ea	425.00	35.20	—	460.20
40 gallon						
3 KW/220V	P1@1.20	Ea	462.00	42.20	—	504.20
50 gallon						
3 KW/220V	P1@1.30	Ea	494.00	45.70	—	539.70

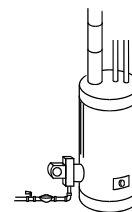


Electric domestic hot water heater (commercial), 208/240 volt. Set in place only. Make additional allowances for pipe and electrical connections. (See below)

96 gallon, 12 kw	P1@1.50	Ea	1,970.00	52.70	—	2,022.70
96 gallon, 18 kw	P1@1.50	Ea	2,670.00	52.70	—	2,722.70
96 gallon, 36 kw	P1@1.50	Ea	2,770.00	52.70	—	2,822.70
120 gallon, 18 kw	P1@2.00	Ea	2,840.00	70.30	—	2,910.30
120 gallon, 36 kw	P1@2.00	Ea	2,920.00	70.30	—	2,990.30
120 gallon, 54 kw	P1@2.00	Ea	3,470.00	70.30	—	3,540.30
120 gallon, 63 kw	P1@2.00	Ea	3,740.00	70.30	—	3,810.30

Gas-fired domestic hot water heater (residential). Set in place only, Make additional allowances for pipe and combustion venting connections. (See below)

30 gallon	P1@1.00	Ea	415.00	35.20	—	450.20
40 gallon	P1@1.00	Ea	672.00	35.20	—	707.20
50 gallon	P1@1.50	Ea	762.00	52.70	—	814.70



Domestic Hot Water Heaters

Description Craft@Hrs Unit Material \$ Labor \$ Equipment \$ Total \$

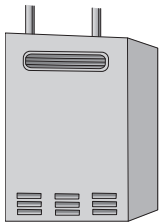
Gas-fired domestic hot water heater (commercial), standard efficiency. Set in place only, Make additional allowances for pipe and combustion venting connections. (See below)

50 gal./ 95 gph	P1@2.00	Ea	1,950.00	70.30	—	2,020.30
67 gal./106 gph	P1@2.00	Ea	2,310.00	70.30	—	2,380.30
76 gal./175 gph	P1@2.00	Ea	3,100.00	70.30	—	3,170.30
91 gal./291 gph	P1@2.00	Ea	3,730.00	70.30	—	3,800.30

Gas-fired domestic hot water heater (commercial), energy miser. Set in place only, Make additional allowances for pipe and combustion venting connections. (See below)

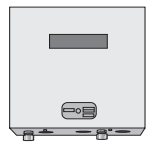
50 gal./ 95 gph	P1@2.00	Ea	4,600.00	70.30	—	4,670.30
67 gal./106 gph	P1@2.00	Ea	4,810.00	70.30	—	4,880.30
76 gal./175 gph	P1@2.00	Ea	5,960.00	70.30	—	6,030.30
91 gal./291 gph	P1@2.00	Ea	7,080.00	70.30	—	7,150.30

Tankless natural gas water heaters. Ambient pressure. DOE and UL rated. For residential, multi-dwelling and light commercial potable water applications. Add the cost of piping, tempering valve, circulating pump, controls, and electrical connection, post-installation inspection by both the fire marshal and the mechanical inspector to validate federal, state and local energy tax credits or energy tax credit offsets. For larger arrays (laundries, institutional facilities, food processing plants), develop an estimate based on the required capacity and multiply these costs by the number of heaters required. Rated in Btus and gallons per minute capacity. (1 Mbh = 1,000 Btus)



19.5-140 Mbh, .75-5.8 Gpm	P1@16.0	Ea	1,600.00	563.00	—	2,163.00
11-199 Mbh, .5-7 Gpm	P1@20.0	Ea	1,880.00	703.00	—	2,583.00
25-235 Mbh .75-9.6 Gpm	P1@20.0	Ea	1,880.00	703.00	—	2,583.00

Tankless electric point-of-use water heaters. Ambient pressure, DOE and UL rated. For residential, multi-dwelling and light commercial potable water applications. Cost does not include piping, tempering valve, circulating pump, controls, storage tank, electrical connection. Add the cost of post-installation inspection by the mechanical inspector to validate federal, state and local energy tax credits or energy tax credit offsets. In rated gallons per minute capacity.



5.5 Kw/40 Amp, .75-2 Gpm	P1@4.00	Ea	406.00	141.00	—	547.00
9.5 Kw/50 Amp .75-2.5 Gpm	P1@4.25	Ea	482.00	149.00	—	631.00
19 Kw/100 Amp 1-3.5 Gpm	P1@4.50	Ea	799.00	158.00	—	957.00
28 Kw/120 Amp 1.5-5 Gpm	P1@4.75	Ea	1,460.00	167.00	—	1,627.00

Domestic Hot Water Heater Connections

Description	Craft@Hrs	Unit	Material \$	Labor \$	Equipment \$	Total \$
-------------	-----------	------	-------------	----------	--------------	----------

Domestic hot water heater connection assembly. Includes supply, return, recirculation and relief piping and fittings (copper), relief and isolation valves. Make additional allowances for gas and venting connections where applicable.

¾" residential	P1@1.75	Ea	308.00	61.50	—	369.50
¾" commercial	P1@2.25	Ea	414.00	79.10	—	493.10
1" commercial	P1@2.75	Ea	726.00	96.70	—	822.70
1¼" commercial	P1@3.50	Ea	890.00	123.00	—	1,013.00
1½" commercial	P1@3.75	Ea	925.00	132.00	—	1,057.00
2" commercial	P1@4.50	Ea	989.00	158.00	—	1,147.00
2½" commercial	P1@5.75	Ea	2,060.00	202.00	—	2,262.00
3" commercial	P1@6.50	Ea	3,150.00	229.00	—	3,379.00

Domestic water heater combustion vent connection. Make additional allowances for piping distances greater than 25'.

2" B-vent	P1@.090	LF	5.78	3.16	—	8.94
3" B-vent	P1@.100	LF	7.15	3.52	—	10.67
4" B-vent	P1@.110	LF	9.52	3.87	—	13.39
6" B-vent	P1@.130	LF	10.80	4.57	—	15.37
Tankless heater						
vent kit	P1@2.50	Ea	406.00	87.90	—	493.90
Power vent kit	P1@2.00	Ea	1,040.00	70.30	—	1,110.30

Water Softeners and Controllers

Description	Craft@Hrs	Unit	Material \$	Labor \$	Equipment \$	Total \$
-------------	-----------	------	-------------	----------	--------------	----------

Water softener, time clock controller. Including brine tank, brine well and pick-up tube. Labor includes setting in place, connecting the unit to an existing domestic water distribution system, start up and testing.

20,000 grain water softener, TCC	P1@4.50	Ea	515.00	158.00	—	673.00
30,000 grain water softener, TCC	P1@4.50	Ea	549.00	158.00	—	707.00
45,000 grain water softener, TCC	P1@4.50	Ea	610.00	158.00	—	768.00
50,000 grain water softener, TCC	P1@4.75	Ea	689.00	167.00	—	856.00
60,000 grain water softener, TCC	P1@4.75	Ea	813.00	167.00	—	980.00
75,000 grain water softener, TCC	P1@5.00	Ea	872.00	176.00	—	1,048.00
90,000 grain water softener, TCC	P1@5.50	Ea	1,180.00	193.00	—	1,373.00
120,000 grain water softener, TCC	P1@5.75	Ea	1,270.00	202.00	—	1,472.00

Water softener, mechanically metered controller. Including brine tank, brine well and pick up tube. Labor includes setting in place, connecting the unit to an existing domestic water distribution system, start up and testing.

20,000 grain water softener, MMC	P1@4.50	Ea	668.00	158.00	—	826.00
30,000 grain water softener, MMC	P1@4.50	Ea	697.00	158.00	—	855.00
45,000 grain water softener, MMC	P1@4.50	Ea	759.00	158.00	—	917.00
50,000 grain water softener, MMC	P1@4.75	Ea	836.00	167.00	—	1,003.00
60,000 grain water softener, MMC	P1@4.75	Ea	977.00	167.00	—	1,144.00
75,000 grain water softener, MMC	P1@5.00	Ea	1,040.00	176.00	—	1,216.00
90,000 grain water softener, MMC	P1@5.50	Ea	1,340.00	193.00	—	1,533.00
120,000 grain water softener, MMC	P1@5.75	Ea	1,430.00	202.00	—	1,632.00

Water Softeners and Controllers

Description	Craft@Hrs	Unit	Material \$	Labor \$	Equipment \$	Total \$
-------------	-----------	------	-------------	----------	--------------	----------

Water softener, electronically-metered controller. Including brine tank, brine well and pick up tube. Labor includes setting in place, connecting the unit to an existing domestic water distribution system, start up and testing.

20,000 grain water softener, EMC	P1@4.50	Ea	709.00	158.00	—	867.00
30,000 grain water softener, EMC	P1@4.50	Ea	729.00	158.00	—	887.00
45,000 grain water softener, EMC	P1@4.50	Ea	801.00	158.00	—	959.00
50,000 grain water softener, EMC	P1@4.75	Ea	877.00	167.00	—	1,044.00
60,000 grain water softener, EMC	P1@4.75	Ea	1,020.00	167.00	—	1,187.00
75,000 grain water softener, EMC	P1@5.00	Ea	1,080.00	176.00	—	1,256.00
90,000 grain water softener, EMC	P1@5.50	Ea	1,380.00	193.00	—	1,573.00
120,000 grain water softener, EMC	P1@5.75	Ea	1,470.00	202.00	—	1,672.00

Water softener accessories

By-pass valve Manifold	P1@.400	Ea	68.30	14.10	—	82.40
adapter kit	P1@.200	Ea	18.40	7.03	—	25.43
Turbulator	P1@.400	Ea	33.70	14.10	—	47.80

Iron filter, electronically-metered controller. Manganese green sand filter. Labor includes setting in place, connecting the unit to an existing domestic water distribution system, start-up and testing.

42,000 iron filter (1.5 cf media), 5 gpm	P1@4.00	Ea	670.00	141.00	—	811.00
65,000 iron filter (2.0 cf media), 6 gpm	P1@4.50	Ea	793.00	158.00	—	951.00
84,000 iron filter (2.5 cf media), 8 gpm	P1@4.75	Ea	847.00	167.00	—	1,014.00
Replacement green sand media	P1@1.20	CF	38.80	42.20	—	81.00

Iron filter accessories

By-pass valve	P1@.400	Ea	68.30	14.10	—	82.40
Air vent	P1@.200	Ea	54.10	7.03	—	61.13
Air controller	P1@.400	Ea	61.20	14.10	—	75.30

Water Softener Accessories

Description	Craft@Hrs	Unit	Material \$	Labor \$	Equipment \$	Total \$
-------------	-----------	------	-------------	----------	--------------	----------

Combination iron filter/water softener. Zeolite resins soften water and remove iron and manganese. Controller automatically controls PH level. Labor includes setting in place, connecting the unit to an existing domestic water distribution system, start-up and testing.

40,000 iron filter, 1.3 cf media	P1@4.00	Ea	1,300.00	141.00	—	1,441.00
60,000 iron filter, 1.7 cf media	P1@4.50	Ea	1,400.00	158.00	—	1,558.00
80,000 iron filter, 2.5 cf media	P1@4.75	Ea	2,030.00	167.00	—	2,197.00

Hot water softener, time clock controller. Brass valve construction. Designed for 150 F. maximum operating temperature. Includes brine tank, brine well and pick-up tube. Labor includes setting in place, connecting the unit to an existing domestic water distribution system, start-up and testing.

20,000 grain hot water softener	P1@4.50	Ea	1,630.00	158.00	—	1,788.00
30,000 grain hot water softener	P1@4.50	Ea	1,730.00	158.00	—	1,888.00
40,000 grain hot water softener	P1@4.50	Ea	1,800.00	158.00	—	1,958.00
60,000 grain hot water softener	P1@4.75	Ea	2,130.00	167.00	—	2,297.00

Pressure tank, fiberglass wound. Labor includes setting in place, connecting the tank to a domestic water distribution system and testing.

Fiberglass pressure tank, 20 gallon	P1@2.00	Ea	254.00	70.30	—	324.30
Fiberglass pressure tank, 30 gallon	P1@2.00	Ea	286.00	70.30	—	356.30
Fiberglass pressure tank, 80 gallon	P1@2.75	Ea	464.00	96.70	—	560.70
Fiberglass pressure tank, 120 gallon	P1@3.50	Ea	612.00	123.00	—	735.00
Brass tank tee assembly, ¾"	P1@3.50	Ea	30.60	123.00	—	153.60
Brass tank tee assembly, 1"	P1@3.50	Ea	57.10	123.00	—	180.10
Brass tank tee assembly, 1¼"	P1@3.50	Ea	97.90	123.00	—	220.90

Description	Craft@Hrs	Unit	Material \$	Labor \$	Equipment \$	Total \$
-------------	-----------	------	-------------	----------	--------------	----------

Ultra-violet water disinfection unit. Stainless steel reactor, audible and visible alarm, lamp end-of-life indicator and 7-day override. Gpm rating at 30,000 mj/m² output. Labor includes setting in place, connecting to the water system and testing.

UV system, 1 gpm, ¼" in/out	P1@3.00	Ea	210.00	105.00	—	315.00
UV system, 6 gpm, ½" in/out	P1@3.00	Ea	407.00	105.00	—	512.00
UV system, 8 gpm, ¾" in/out	P1@4.00	Ea	472.00	141.00	—	613.00
UV system, 12 gpm, ¾" in/out	P1@4.00	Ea	603.00	141.00	—	744.00
UV replacement lamp, 20W, 1 gpm	P1@.750	Ea	46.90	26.40	—	73.30
UV replacement lamp, 32W, 6 gpm	P1@.750	Ea	53.00	26.40	—	79.40
UV replacement lamp, 39W, 8-12 gpm	P1@.750	Ea	67.90	26.40	—	94.30
UV replacement ballast, 420 Mv/110V	P1@1.00	Ea	206.00	35.20	—	241.20

Kitchen equipment booster heater

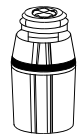
1,000 watt	P1@4.00	Ea	526.00	141.00	—	667.00
------------	---------	----	--------	--------	---	--------

Dishwasher

Built-in	P1@5.00	Ea	780.00	176.00	—	956.00
----------	---------	----	--------	--------	---	--------

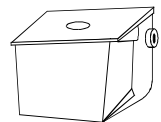
Garbage disposal

½ HP	P1@2.00	Ea	168.00	70.30	—	238.30
¾ HP	P1@2.00	Ea	285.00	70.30	—	355.30




Grease and oil interceptor

4 GPM	P1@4.00	Ea	318.00	141.00	—	459.00
10 GPM	P1@5.00	Ea	519.00	176.00	—	695.00
15 GPM	P1@7.00	Ea	774.00	246.00	—	1,020.00
20 GPM	P1@8.00	Ea	937.00	281.00	—	1,218.00



Hair and lint interceptor

1½"	P1@.650	Ea	200.00	22.90	—	222.90
2"	P1@.750	Ea	284.00	26.40	—	310.40



All bronze ¾" to 1½" in-line NPT pump

1/12 HP	P1@1.50	Ea	489.00	52.70	—	541.70
1/6 HP	P1@1.50	Ea	730.00	52.70	—	782.70
1/4 HP	P1@1.50	Ea	855.00	52.70	—	907.70

Kitchen Equipment Connections

Description	Craft@Hrs	Unit	Material \$	Labor \$	Equipment \$	Total \$
Kitchen appliance gas trim						
1/2"	P1@1.15	Ea	38.00	40.40	—	78.40
3/4"	P1@1.30	Ea	69.30	45.70	—	115.00
1"	P1@1.60	Ea	80.30	56.30	—	136.60
1 1/4"	P1@2.10	Ea	132.00	73.80	—	205.80
1 1/2"	P1@2.50	Ea	167.00	87.90	—	254.90
2"	P1@3.00	Ea	224.00	105.00	—	329.00
Hot and cold water supply						
1/2"	P1@1.10	Ea	36.70	38.70	—	75.40
3/4"	P1@1.55	Ea	52.00	54.50	—	106.50
1"	P1@1.90	Ea	70.70	66.80	—	137.50
1 1/4"	P1@2.50	Ea	99.70	87.90	—	187.60
1 1/2"	P1@3.00	Ea	125.00	105.00	—	230.00
Continuous waste						
2-part	P1@.250	Ea	52.20	8.79	—	60.99
3-part	P1@.350	Ea	87.80	12.30	—	100.10
4-part	P1@.450	Ea	114.00	15.80	—	129.80
Indirect waste						
1/2"	P1@1.05	Ea	11.60	36.90	—	48.50
3/4"	P1@1.50	Ea	19.60	52.70	—	72.30
1"	P1@1.90	Ea	31.50	66.80	—	98.30
1 1/4"	P1@2.15	Ea	46.70	75.60	—	122.30
1 1/2"	P1@2.60	Ea	61.40	91.40	—	152.80
2"	P1@3.00	Ea	94.10	105.00	—	199.10
Kitchen fixture waste tailpiece						
1 1/2"	P1@.100	Ea	11.70	3.52	—	15.22
Kitchen fixture trap with solder bushing						
1 1/2"	P1@.250	Ea	39.20	8.79	—	47.99
2"	P1@.300	Ea	54.60	10.50	—	65.10

Description	Craft@Hrs	Unit	Material \$	Labor \$	Equipment \$	Total \$
-------------	-----------	------	-------------	----------	--------------	----------

Water closet, floor-mounted, flush tank, white vitreous china, lined tank. Complete with trim. Make additional allowances for rough-in. Based on American Standard Cadet series. ADA means American Disabilities Act compliant. (Wheelchair accessible)

Round bowl	P1@2.10	Ea	241.00	73.80	—	314.80
Elongated bowl	P1@2.10	Ea	291.00	73.80	—	364.80
ADA, 18" high	P1@2.10	Ea	396.00	73.80	—	469.80



Water closet, floor-mounted, flush valve, white vitreous china.

Complete with trim. Make additional allowances for rough-in. Based on American Standard. ADA means American Disabilities Act compliant. (Wheelchair accessible)

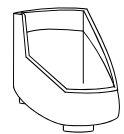
Elongated bowl	P1@2.60	Ea	376.00	91.40	—	467.40
Elongated bowl, ADA 18" high	P1@2.60	Ea	448.00	91.40	—	539.40
Elongated bowl with a bedpan cleanser	P1@4.10	Ea	653.00	144.00	—	797.00
Elongated bowl, ADA 18" high with a bedpan cleanser	P1@4.10	Ea	706.00	144.00	—	850.00

Water closet, wall-hung, flush valve, white vitreous china. Complete with fixture carrier and all trim. Make additional allowances for rough-in. Based on American Standard Afdwall series.

Elongated bowl	P1@3.55	Ea	600.00	125.00	—	725.00
Elongated bowl with electronic flush valve	P1@3.80	Ea	1,070.00	134.00	—	1,204.00
Elongated bowl with bedpan cleanser	P1@5.05	Ea	867.00	178.00	—	1,045.00
Electronic flush valve, add	P1@.600	Ea	472.00	21.10	—	493.10

Urinal, wall-hung, flush valve, white vitreous china. Complete with trim. Make additional allowances for rough-in.

Siphon-jet type	P1@3.15	Ea	600.00	111.00	—	711.00
Wash-out type	P1@3.10	Ea	489.00	109.00	—	598.00
Wash-down type	P1@3.00	Ea	345.00	105.00	—	450.00
Urinal carrier, add	P1@.600	Ea	111.00	21.10	—	132.10
Electronic flush valve, add	P1@.600	Ea	389.00	21.10	—	410.10



Urinal, stall-type, flush valve, white vitreous china. Complete with trim. Make additional allowances for rough-in.

Stall urinal	P1@5.00	Ea	1,170.00	176.00	—	1,346.00
--------------	---------	----	----------	--------	---	----------

Plumbing Fixtures

Description Craft@Hrs Unit Material \$ Labor \$ Equipment \$ Total \$

Lavatory, wall-hung, white vitreous china. Complete with trim and fixture carrier. Make additional allowances for rough-in. ADA means American Disabilities Act compliant. (Wheelchair accessible)



Wall-hung lav	P1@2.70	Ea	500.00	94.90	—	594.90
Wall-hung, ADA	P1@2.70	Ea	729.00	94.90	—	823.90
Fixture carrier	P1@.500	Ea	103.00	17.60	—	120.60

Countertop lavatory, white. Complete with trim. Make additional allowances for rough-in.



Vitreous china	P1@2.00	Ea	370.00	70.30	—	440.30
Enameled steel	P1@2.00	Ea	312.00	70.30	—	382.30
Acrylic	P1@2.00	Ea	228.00	70.30	—	298.30

Bathtub, white, 60" x 32". Complete with trim, including shower head. Make additional allowances for rough-in.



Enameled steel	P1@2.50	Ea	521.00	87.90	—	608.90
Cast iron	P1@3.50	Ea	754.00	123.00	—	877.00
Fiberglass	P1@2.50	Ea	482.00	87.90	—	569.90
Acrylic	P1@2.50	Ea	515.00	87.90	—	602.90

Tub and shower combination, fiberglass, white. Complete with trim. Make additional allowances for rough-in.

One-piece	P1@4.50	Ea	1,070.00	158.00	—	1,228.00
Two-piece (reno)	P1@5.50	Ea	1,370.00	193.00	—	1,563.00
Four-piece (reno)	P1@6.25	Ea	1,460.00	220.00	—	1,680.00

Shower stall, white, 36" x 36". Complete with trim. Make additional allowances for rough-in.



Fiberglass one-piece	P1@3.50	Ea	668.00	123.00	—	791.00
Fiberglass three-piece	P1@4.25	Ea	859.00	149.00	—	1,008.00
Acrylic one-piece	P1@3.50	Ea	996.00	123.00	—	1,119.00
Acrylic three-piece	P1@4.25	Ea	1,300.00	149.00	—	1,449.00

Shower basin, 36" x 36". Complete with trim (faucet, shower head and strainer). Make additional allowances for rough-in.

Fiberglass	P1@2.50	Ea	454.00	87.90	—	541.90
Acrylic	P1@2.50	Ea	489.00	87.90	—	576.90
Molded stone	P1@2.65	Ea	472.00	93.20	—	565.20

Plumbing Fixtures

Description	Craft@Hrs	Unit	Material \$	Labor \$	Equipment \$	Total \$
-------------	-----------	------	-------------	----------	--------------	----------

Kitchen sink, double compartment. Complete with trim. Make additional allowances for rough-in.

Stainless steel	P1@2.15	Ea	368.00	75.60	—	443.60
Cast iron	P1@2.50	Ea	482.00	87.90	—	569.90
Acrylic	P1@2.15	Ea	437.00	75.60	—	512.60



Kitchen sink, single compartment. Complete with trim. Make additional allowances for rough-in.

Stainless steel	P1@2.00	Ea	311.00	70.30	—	381.30
Cast iron	P1@2.10	Ea	359.00	73.80	—	432.80
Acrylic	P1@2.00	Ea	324.00	70.30	—	394.30

Bar sink. Complete with trim. Make additional allowances for rough-in.

Stainless steel	P1@2.00	Ea	279.00	70.30	—	349.30
Acrylic	P1@2.00	Ea	188.00	70.30	—	258.30



Exam room sink. Complete with trim. Make additional allowances for rough-in.

Stainless steel	P1@2.10	Ea	404.00	73.80	—	477.80
Acrylic	P1@2.10	Ea	345.00	73.80	—	418.80

Laboratory sink. Complete with trim. Make additional allowances for rough-in.


Stainless steel	P1@2.25	Ea	464.00	79.10	—	543.10
Acrylic	P1@2.25	Ea	404.00	79.10	—	483.10

Laundry sink, double compartment. Complete with trim. Make additional allowances for rough-in.

Cast iron	P1@3.50	Ea	541.00	123.00	—	664.00
Acrylic	P1@2.25	Ea	238.00	79.10	—	317.10

Laundry sink, single compartment. Complete with trim. Make additional allowances for rough-in.

Cast iron	P1@2.75	Ea	469.00	96.70	—	565.70
Acrylic	P1@2.00	Ea	165.00	70.30	—	235.30



Mop sink, floor mounted, 36" x 24". Complete with trim. Make additional allowances for rough-in.

Molded stone	P1@2.65	Ea	661.00	93.20	—	754.20
Terrazzo	P1@2.65	Ea	728.00	93.20	—	821.20
Acrylic	P1@2.35	Ea	508.00	82.60	—	590.60

Plumbing Fixtures

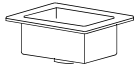
Description Craft@Hrs Unit Material \$ Labor \$ Equipment \$ Total \$



Slop sink, enameled cast iron with P-trap, standard. Complete with trim. Make additional allowances for rough-in.

Slop sink with P-trap, std.	P1@3.50	Ea	1,080.00	123.00	—	1,203.00
-----------------------------	---------	----	----------	--------	---	----------

Floor sink, recessed, enameled steel, white. Add 40% to material prices for acid-resisting finish. Complete with strainer. Make additional allowances for rough-in.



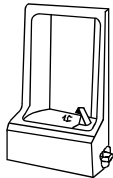
9" x 9"	P1@1.00	Ea	92.90	35.20	—	128.10
12" x 12"	P1@1.00	Ea	108.00	35.20	—	143.20
15" x 15"	P1@1.15	Ea	73.60	40.40	—	114.00
18" x 18"	P1@1.25	Ea	96.00	44.00	—	140.00
24" x 24"	P1@1.50	Ea	130.00	52.70	—	182.70

Drinking fountain, refrigerated, stainless steel. Complete with trim. Make additional allowances for rough-in. ADA means American Disabilities Act compliant. (Wheelchair accessible)



Free-standing	P1@2.00	Ea	1,170.00	70.30	—	1,240.30
Semi-recessed	P1@2.50	Ea	1,550.00	87.90	—	1,637.90
Fully-recessed	P1@2.50	Ea	2,670.00	87.90	—	2,757.90
Wall-hung	P1@2.00	Ea	1,090.00	70.30	—	1,160.30
Wall-hung, ADA	P1@2.50	Ea	2,670.00	87.90	—	2,757.90

Drinking fountain, non-refrigerated. Complete with trim. Make additional allowances for rough-in. ADA means American Disabilities Act compliant. (Wheelchair accessible) S.S. means stainless steel.



Recessed, china	P1@2.50	Ea	897.00	87.90	—	984.90
Wall-hung, china	P1@2.00	Ea	511.00	70.30	—	581.30
Recessed, S.S.	P1@2.50	Ea	1,020.00	87.90	—	1,107.90
Wall-hung, S.S.	P1@2.00	Ea	544.00	70.30	—	614.30
ADA, S.S.	P1@2.50	Ea	937.00	87.90	—	1,024.90

Plumbing Fixtures Rough-in

Description	Craft@Hrs	Unit	Material \$	Labor \$	Equipment \$	Total \$
Commercial plumbing fixture rough-in. Includes type L copper supply pipe and DWV copper (to 2½") or cast iron (MJ) DWV (over 2½") drain and vent piping. Make additional allowances for plumbing fixtures and trim. Use these costs for preliminary estimates.						
Water closet, wall-hung, flush valve, with carrier	P1@2.25	Ea	883.00	79.10	—	962.10
Water closet, wall-hung, flush valve, no carrier	P1@1.95	Ea	321.00	68.60	—	389.60
Water closet, floor-mounted, flush valve	P1@2.75	Ea	714.00	96.70	—	810.70
Water closet, floor-mounted, tank type	P1@2.25	Ea	547.00	79.10	—	626.10
Bidet	P1@2.00	Ea	381.00	70.30	—	451.30
Urinal, wall-hung, flush valve, with carrier	P1@3.10	Ea	960.00	109.00	—	1,069.00
Urinal, wall-hung, flush valve, without carrier	P1@2.35	Ea	547.00	82.60	—	629.60
Lavatory, wall-hung, with carrier	P1@2.40	Ea	792.00	84.40	—	876.40
Lavatory	P1@1.90	Ea	381.00	66.80	—	447.80
Sink	P1@1.90	Ea	411.00	66.80	—	477.80
Bath tub	P1@2.35	Ea	587.00	82.60	—	669.60
Shower	P1@2.60	Ea	688.00	91.40	—	779.40
Mop sink	P1@2.40	Ea	487.00	84.40	—	571.40
Slop sink	P1@2.60	Ea	349.00	91.40	—	440.40
Laundry tub	P1@1.95	Ea	414.00	68.60	—	482.60
Wash fountain	P1@2.10	Ea	447.00	73.80	—	520.80
Lab sink, glass drainage	P1@3.80	Ea	1,760.00	134.00	—	1,894.00
Lab sink, acid resistant plastic drainage	P1@2.65	Ea	279.00	93.20	—	372.20
Drinking fountain	P1@2.20	Ea	303.00	77.40	—	380.40
Emergency eyewash and shower	P1@1.75	Ea	115.00	61.50	—	176.50
Washing machine	P1@2.25	Ea	444.00	79.10	—	523.10

Plumbing Fixtures Rough-in

Description	Craft@Hrs	Unit	Material \$	Labor \$	Equipment \$	Total \$
-------------	-----------	------	-------------	----------	--------------	----------

Commercial plumbing fixture group rough-in. Includes Type L copper supply pipe and DWV copper (to 2½") or cast iron (MJ) DWV (over 2½") drain and vent piping. Make additional allowances for plumbing fixtures and trim. Use these costs for preliminary estimates.

3-piece washroom group	P1@5.50	Ea	1,090.00	193.00	—	1,283.00
3-piece washroom group back to back	P1@9.75	Ea	1,990.00	343.00	—	2,333.00
Kitchen sink, back to back	P1@2.15	Ea	583.00	75.60	—	658.60
Battery of water closets, floor-mounted, tank type, per water closet	P1@1.75	Ea	454.00	61.50	—	515.50
Battery of water closets, floor-mounted, flush valve, per water closet	P1@2.20	Ea	593.00	77.40	—	670.40
Battery of water closets, wall-hung, flush valve, with carrier, per water closet	P1@1.80	Ea	781.00	63.30	—	844.30
Battery of water closets, wall-hung, flush valve, without carrier, per water closet	P1@1.50	Ea	229.00	52.70	—	281.70
Battery of urinals, wall-hung, flush valve with carrier, per urinal	P1@2.45	Ea	938.00	86.10	—	1,024.10
Battery of urinals, wall-hung, flush valve without carrier, per urinal	P1@1.90	Ea	484.00	66.80	—	550.80
Battery of lavatory basins, wall-hung, with carrier, per lavatory	P1@2.00	Ea	729.00	70.30	—	799.30
Battery of lavatory basins, without carrier, per lavatory	P1@1.50	Ea	330.00	52.70	—	382.70

Residential plumbing fixture rough-in. Includes polyethylene (PE) supply pipe and ABS DWV drain and vent piping. Make additional allowances for plumbing fixtures and trim. Use these costs for preliminary estimates.

Water closet, floor-mounted, tank type	P1@2.00	Ea	126.00	70.30	—	196.30
Bidet	P1@1.85	Ea	94.70	65.00	—	159.70
Lavatory	P1@1.75	Ea	94.70	61.50	—	156.20
Counter sink	P1@1.75	Ea	104.00	61.50	—	165.50
Bathtub	P1@2.10	Ea	94.70	73.80	—	168.50
Shower	P1@2.45	Ea	138.00	86.10	—	224.10
Laundry tub	P1@1.75	Ea	86.20	61.50	—	147.70
Washing machine	P1@2.00	Ea	107.00	70.30	—	177.30

Copper, Type K with Brazed Joints

Copper, Type K with Brazed Joints

Type K hard-drawn copper pipe with wrought copper fittings and brazed joints is used in a wide variety of plumbing and HVAC systems such as potable water, heating hot water, chilled water, compressed air, refrigerant and A.C. condensate.

Brazed joints are those made with silver or other alloy filler metals having melting points at, or above, 1,000 degrees F. Maximum working pressure/temperature relationships for brazed joints are approximately as follows:

Maximum Working Pressure (PSIG)*			
Water Temperature	Nominal Pipe Size (inches)		
(degrees F.)	Up to 1	1¼ to 2	2½ to 4
Up to 350	270	190	150

*For copper pipe and solder-type fittings using brazing alloys melting at, or above 1,000 degrees F.

This section has been arranged to save the estimator's time by including all normally-used system components such as pipe, fittings, valves, hanger assemblies, riser clamps and miscellaneous items under one heading. Additional items can be found under "Plumbing and Piping Specialties." The cost estimates in this section are based on the conditions, limitations and wage rates described in the section "How to Use This Book" beginning on page 5.

Description Craft@Hrs Unit Material \$ Labor \$ Equipment \$ Total \$

Type K copper pipe with brazed joints, installed horizontally. Complete installation including six to twelve wrought copper tees and six to twelve wrought copper elbows every 100', and hangers spaced to meet plumbing code (a tee & elbow every 8.3' for ½" dia., a tee and elbow every 16.6' for 4" dia.).

½"	P1@.117	LF	3.58	4.11	—	7.69
¾"	P1@.127	LF	6.27	4.47	—	10.74
1"	P1@.147	LF	10.00	5.17	—	15.17
1¼"	P1@.167	LF	13.70	5.87	—	19.57
1½"	P1@.187	LF	16.80	6.57	—	23.37
2"	P1@.217	LF	28.60	7.63	—	36.23
2½"	P1@.247	LF	47.00	8.68	—	55.68
3"	P1@.277	LF	54.20	9.74	—	63.94
4"	P1@.317	LF	99.20	11.10	—	110.30

Copper, Type K with Brazed Joints

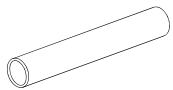
Description Craft@Hrs Unit Material \$ Labor \$ Equipment \$ Total \$

Type K copper pipe with brazed joints, installed risers. Complete installation including a wrought copper reducing tee every floor and a riser clamp every other floor.

1/2"	P1@.064	LF	3.23	2.25	—	5.48
3/4"	P1@.074	LF	5.83	2.60	—	8.43
1"	P1@.079	LF	8.90	2.78	—	11.68
1 1/4"	P1@.084	LF	12.30	2.95	—	15.25
1 1/2"	P1@.104	LF	14.50	3.66	—	18.16
2"	P1@.134	LF	24.80	4.71	—	29.51
2 1/2"	P1@.154	LF	37.10	5.41	—	42.51
3"	P1@.174	LF	52.00	6.12	—	58.12
4"	P1@.194	LF	81.20	6.82	—	88.02

Type K copper pipe with brazed joints, pipe only

1/2"	P1@.032	LF	2.57	1.13	—	3.70
3/4"	P1@.035	LF	4.76	1.23	—	5.99
1"	P1@.038	LF	6.01	1.34	—	7.35
1 1/4"	P1@.042	LF	8.03	1.48	—	9.51
1 1/2"	P1@.046	LF	8.75	1.62	—	10.37
2"	P1@.053	LF	15.60	1.86	—	17.46
2 1/2"	P1@.060	LF	20.40	2.11	—	22.51
3"	P1@.066	LF	26.60	2.32	—	28.92
4"	P1@.080	LF	47.60	2.81	—	50.41



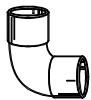
Type K copper 45-degree ell C x C with brazed joints

1/2"	P1@.129	Ea	1.04	4.54	—	5.58
3/4"	P1@.181	Ea	1.97	6.36	—	8.33
1"	P1@.232	Ea	5.82	8.16	—	13.98
1 1/4"	P1@.284	Ea	7.88	9.99	—	17.87
1 1/2"	P1@.335	Ea	11.70	11.80	—	23.50
2"	P1@.447	Ea	19.20	15.70	—	34.90
2 1/2"	P1@.550	Ea	49.00	19.30	—	68.30
3"	P1@.654	Ea	64.70	23.00	—	87.70
4"	P1@.860	Ea	125.00	30.20	—	155.20



Type K copper 90-degree ell C x C with brazed joints

1/2"	P1@.129	Ea	.60	4.54	—	5.14
3/4"	P1@.181	Ea	1.27	6.36	—	7.63
1"	P1@.232	Ea	4.42	8.16	—	12.58
1 1/4"	P1@.284	Ea	7.17	9.99	—	17.16
1 1/2"	P1@.335	Ea	10.90	11.80	—	22.70
2"	P1@.447	Ea	19.50	15.70	—	35.20
2 1/2"	P1@.550	Ea	40.50	19.30	—	59.80
3"	P1@.654	Ea	51.20	23.00	—	74.20
4"	P1@.860	Ea	109.00	30.20	—	139.20

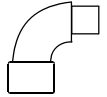


Copper, Type K with Brazed Joints

Description	Craft@Hrs	Unit	Material \$	Labor \$	Equipment \$	Total \$
-------------	-----------	------	-------------	----------	--------------	----------

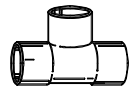
Type K copper 90-degree ell Ftg x C with brazed joints

1/2"	P1@.129	Ea	1.27	4.54	—	5.81
3/4"	P1@.181	Ea	4.19	6.36	—	10.55
1"	P1@.232	Ea	6.28	8.16	—	14.44
1 1/4"	P1@.284	Ea	8.75	9.99	—	18.74
1 1/2"	P1@.335	Ea	13.10	11.80	—	24.90
2"	P1@.447	Ea	26.30	15.70	—	42.00
2 1/2"	P1@.550	Ea	55.10	19.30	—	74.40
3"	P1@.654	Ea	62.00	23.00	—	85.00
4"	P1@.860	Ea	167.00	30.20	—	197.20



Type K copper tee C x C x C with brazed joints

1/2"	P1@.156	Ea	1.03	5.48	—	6.51
3/4"	P1@.204	Ea	2.77	7.17	—	9.94
1"	P1@.263	Ea	10.50	9.25	—	19.75
1 1/4"	P1@.322	Ea	16.60	11.30	—	27.90
1 1/2"	P1@.380	Ea	24.20	13.40	—	37.60
2"	P1@.507	Ea	38.60	17.80	—	56.40
2 1/2"	P1@.624	Ea	78.30	21.90	—	100.20
3"	P1@.741	Ea	121.00	26.10	—	147.10
4"	P1@.975	Ea	202.00	34.30	—	236.30

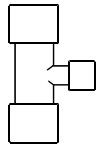


Online Preview

Copper, Type K with Brazed Joints

Description Craft@Hrs Unit Material \$ Labor \$ Equipment \$ Total \$

Type K copper branch reducing tee C x C x C with brazed joints



1/2" x 3/8"	P1@.129	Ea	2.08	4.54	—	6.62
3/4" x 1/2"	P1@.182	Ea	4.85	6.40	—	11.25
1" x 1/2"	P1@.209	Ea	12.30	7.35	—	19.65
1" x 3/4"	P1@.234	Ea	12.30	8.23	—	20.53
1 1/4" x 1/2"	P1@.241	Ea	18.80	8.47	—	27.27
1 1/4" x 3/4"	P1@.264	Ea	18.80	9.28	—	28.08
1 1/4" x 1"	P1@.287	Ea	18.80	10.10	—	28.90
1 1/2" x 1/2"	P1@.291	Ea	22.90	10.20	—	33.10
1 1/2" x 3/4"	P1@.307	Ea	22.90	10.80	—	33.70
1 1/2" x 1"	P1@.323	Ea	22.90	11.40	—	34.30
1 1/2" x 1 1/4"	P1@.339	Ea	22.90	11.90	—	34.80
2" x 1/2"	P1@.348	Ea	30.80	12.20	—	43.00
2" x 3/4"	P1@.373	Ea	30.80	13.10	—	43.90
2" x 1"	P1@.399	Ea	30.80	14.00	—	44.80
2" x 1 1/4"	P1@.426	Ea	30.80	15.00	—	45.80
2" x 1 1/2"	P1@.452	Ea	30.80	15.90	—	46.70
2 1/2" x 1/2"	P1@.468	Ea	92.20	16.50	—	108.70
2 1/2" x 3/4"	P1@.485	Ea	92.20	17.10	—	109.30
2 1/2" x 1"	P1@.502	Ea	92.20	17.70	—	109.90
2 1/2" x 1 1/2"	P1@.537	Ea	92.20	18.90	—	111.10
2 1/2" x 2"	P1@.555	Ea	92.20	19.50	—	111.70
3" x 1 1/4"	P1@.562	Ea	105.00	19.80	—	124.80
3" x 2"	P1@.626	Ea	109.00	22.00	—	131.00
3" x 2 1/2"	P1@.660	Ea	109.00	23.20	—	132.20
4" x 1 1/4"	P1@.669	Ea	189.00	23.50	—	212.50
4" x 1 1/2"	P1@.718	Ea	189.00	25.20	—	214.20
4" x 2"	P1@.768	Ea	189.00	27.00	—	216.00
4" x 2 1/2"	P1@.819	Ea	189.00	28.80	—	217.80
4" x 3"	P1@.868	Ea	189.00	30.50	—	219.50

Index

A

ABS, DWV pipe	150	1/8 bend	150	1/4 bend	150	adapters	152	bushings	152	cleanouts	152	closet bend	150	closet flanges	150	combinations	151	couplings	153	hanger assemblies	153	P-traps	151	reducers	153	riser clamps	153	solvent-weld joints	152-153	tees	151	wyes	151-152	ABS, DWV, test cap	152	A/C systems	286	Access doors, steel	121	Accessories		iron filter	23	water softener	23	Acid DWV systems	164	Actuator, damper	404	Adapters		copper, DWV, soldered	148	CPVC sprinkler pipe	184	F.I.P., ABS	152	PE-AL pipe	113	PEX-AL pipe	113	polypropylene pipe	166	PVC, DWV	156	PVC, Schedule 40	94	PVC, Schedule 80	104	PVC sewer, bell & spigot	163	Schedule 5 steel, pressfit	236	Schedule 10 steel, roll-grooved	275	Schedule 40 steel, cut-grooved	281	Schedule 40 steel, roll-grooved	268	Type K copper, brazed	37	Type K copper, soldered	47-48	Type L copper, brazed	56	Type L copper, soldered	65	Type M copper, brazed	74	Type M copper, soldered	83	Additional costs	8	Adjusting costs	7	Air admittance valve	328	Air balance software	338	Air balancing		air handling units	402	centrifugal fans	403	diffusers	402	fan coil units	403	fume hoods	403	grilles	403	terminal boxes	402	Air compressor	406	rental	420	Air conditioning		budget estimates	435	residential	286	Air conditioning condensate systems		PVC, Schedule 40	91	PVC, Schedule 80	101	Type K copper, brazed	33	Type K copper, soldered	43	Type L copper, brazed	53	Type L copper, soldered	62	Type M copper, brazed	71	Type M copper, soldered	80	Air conditioning units	288	Air cooled condenser	426	condensing unit	212	Air grilles, return	333	Air handling equipment		air conditioner	288	exhaust fans	326	housings	331	ventilators	326	Air handling units	289	accessories	290	air balancing	402	coil connection	297-298	removal	424	Air mixing box, removal	423	Air separators, Rolaitrol type	201	Air vents	121	Alarm valves	171	Apartments, HVAC estimates	437	Area drains	168	installation costs	435	Arresters, water hammer	133	As-built drawings	421	Assemblies		air conditioning	286	forced air heating	287	Auditoriums, HVAC estimates	437	Balancing valves PEX-AL pipe	114, 118	Ball valves		PEX-AL pipe	114, 118	pipe and plumbing specialty	126-127	PVC, Schedule 40	97	PVC, Schedule 80	107	PVC, Solid body, EDPM	97, 107	PVC, Solid body, threaded	97, 107	PVC, Tru-union, threaded	97, 107	PVC, Union type, Solvent weld	98, 107	Schedule 40 steel, threaded	230	Schedule 80 steel, threaded	252	Type K copper, brazed	40	Type K copper, soldered	50	Type L copper, brazed	59	Type L copper, soldered	68	Type M copper, brazed	77	Type M copper, soldered	86	Banks, HVAC estimates	437	Bar sinks	29	estimating	435	Barber shops, HVAC estimates	437	Base wage	6	Baseboard fins	204	Bathroom		fans	328-329	fixtures	28	heaters	328	Bathroom sink, disconnect	433	Bathtubs	28	disconnect	433	estimating	435	Beauty shops, HVAC estimates	437	Bell & spigot pipe, PVC	159	Benders, hydraulic, rental	420	Bends		ABS, DWV pipe	150	cast iron, no-hub	136-138	class 110 DI, cement lined	411	class 150 cast iron	412	class 153 DI, cement lined	407	class 153 DI, double cement lined	409	class 2400 or 3000 asbestos cement	413	copper, DWV, soldered	147	polypropylene pipe	164	PVC, DWV	159-160	PVC sewer, bell & spigot	160	Bevel machines, rental	420	Billing breakdown worksheet	461-462	Biomass fired		boilers	319-320	central airspace heater	321
-------------------------	-----	--------------------	-----	--------------------	-----	--------------------	-----	--------------------	-----	---------------------	-----	-----------------------	-----	--------------------------	-----	------------------------	-----	---------------------	-----	-----------------------------	-----	-------------------	-----	--------------------	-----	------------------------	-----	-------------------------------	---------	----------------	-----	----------------	---------	------------------------------	-----	-----------------------	-----	-------------------------------	-----	-----------------------	--	-----------------------	----	--------------------------	----	----------------------------	-----	----------------------------	-----	--------------------	--	---------------------------------	-----	-------------------------------	-----	-----------------------	-----	----------------------	-----	-----------------------	-----	------------------------------	-----	--------------------	-----	----------------------------	----	----------------------------	-----	------------------------------------	-----	--------------------------------------	-----	---	-----	--	-----	---	-----	---------------------------------	----	-----------------------------------	-------	---------------------------------	----	-----------------------------------	----	---------------------------------	----	-----------------------------------	----	----------------------------	---	---------------------------	---	--------------------------------	-----	--------------------------------	-----	-------------------------	--	------------------------------	-----	----------------------------	-----	---------------------	-----	--------------------------	-----	----------------------	-----	-------------------	-----	--------------------------	-----	--------------------------	-----	------------------	-----	----------------------------	--	----------------------------	-----	-----------------------	-----	---	--	----------------------------	----	----------------------------	-----	---------------------------------	----	-----------------------------------	----	---------------------------------	----	-----------------------------------	----	---------------------------------	----	-----------------------------------	----	----------------------------------	-----	--------------------------------	-----	---------------------------	-----	-------------------------------	-----	----------------------------------	--	---------------------------	-----	------------------------	-----	--------------------	-----	-----------------------	-----	------------------------------	-----	-----------------------	-----	-------------------------	-----	---------------------------	---------	-------------------	-----	-----------------------------------	-----	--	-----	---------------------	-----	------------------------	-----	--------------------------------------	-----	-----------------------	-----	------------------------------	-----	-----------------------------------	-----	-----------------------------	-----	----------------------	--	----------------------------	-----	------------------------------	-----	---------------------------------------	-----	--	----------	-----------------------	--	-----------------------	----------	---------------------------------------	---------	----------------------------	----	----------------------------	-----	---------------------------------	---------	-------------------------------------	---------	------------------------------------	---------	---	---------	---------------------------------------	-----	---------------------------------------	-----	---------------------------------	----	-----------------------------------	----	---------------------------------	----	-----------------------------------	----	---------------------------------	----	-----------------------------------	----	---------------------------------	-----	---------------------	----	----------------------	-----	--	-----	---------------------	---	--------------------------	-----	--------------------	--	----------------	---------	--------------------	----	-------------------	-----	-------------------------------------	-----	--------------------	----	----------------------	-----	----------------------	-----	--	-----	-----------------------------------	-----	--------------------------------------	-----	-----------------	--	-------------------------	-----	-----------------------------	---------	--------------------------------------	-----	-------------------------------	-----	--------------------------------------	-----	---	-----	--	-----	---------------------------------	-----	------------------------------	-----	--------------------	---------	------------------------------------	-----	----------------------------------	-----	---------------------------------------	---------	-------------------------	--	-------------------	---------	-----------------------------------	-----

B

Backfill costs, trenching	418
Backflow preventers	
double check	120
reduced pressure	119
Backhoes, rental	420

Ceiling diffusers	334-335	Close-out items	421	Computer rooms, HVAC estimates .437
Central air space heater, biomass fired321	Closet bends, ABS, DWV pipe . . .	150	Condenser units
Central dehumidification	300	Closet flanges		Condenser water systems
Centrifugal blowers	324	ABS, DWV pipe	150	Schedule 40 steel, cut-grooved . .280
Centrifugal fans, air balancing . .	403	cast iron, hub & spigot	142	Schedule 40 steel, roll-grooved . .266
Centrifugal pumps, HVAC	206	cast iron, no-hub	136	Condensing units, air cooled212
Centrifugal water-cooled chiller . .	211	copper, DWV, soldered	147	Condominiums, HVAC estimates . .437
Ceramic heater	304	PVC, DWV	155-156	Configurable controller
Chain hoists, rental	420	Clothes dryers, exhaust	327	338
Change estimates	438-448	Cocktail lounges, HVAC estimates .437		Connections
change order log	443	Coil connection, air handling		air handling unit, HVAC297-298
example	439	unit	297-298	continuous waste
summary	442, 446	Coil, duct mounted, removal	429	fire department
take-off	440, 444	Coils, reheat, HVAC	209	flexible duct
worksheet	441, 445	Cold water connections	26	hot and cold water supply26
Check valves	171	Collars, galvanized steel	343	indirect waste
Chemical feed pump, boiler	202	Combinations		kitchen equipment
Chemical feed system	202	ABS	151	Siamese
Chemical systems		cast iron, hub & spigot	143	water heaters
polypropylene, DWV	164	cast iron, no-hub	138	Connectors, pipe
PVC, Schedule 40	91	copper, DWV, soldered	147	flexible
PVC, Schedule 80	101	polypropylene pipe	165	Construction schedule
Chilled water systems		Combustion controls, boiler	197-198	453-455
Schedule 10 steel, roll-grooved . .	273	Combustion monitoring	205	Contents
Schedule 40 steel, cut-grooved . .	280	Combustion train, boiler	192	3
Schedule 40 steel, roll-grooved . .	266	Come-alongs, rental	420	Continuous waste connections26
Schedule 40 steel, threaded	223	Commercial boilers	186-189	Control modules, pollution
Schedule 80 steel, threaded	247	combustion trains	192	199
Type K copper, brazed	33	components and accessories . . .	204	Control valves
Type K copper, soldered	43	connections	190	2 way
Type L copper, brazed	53	Commercial fans and blowers . . .	324	3 way
Type L copper, soldered	62	Commercial fixture rough-ins	31	electric
Type M copper, brazed	71	group	32	pipe and plumbing specialty .132-133
Type M copper, soldered	80	Commercial water heaters	19, 20	pneumatic
Chillers		Compaction, trenching	418	PVC, Schedule 40
centrifugal	211	Compactors, rental	420	PVC, Schedule 80
drinking fountain	30	Companion flanges		Schedule 10 steel, roll-grooved . .278
reciprocating	211	150 pound, threaded	122	Schedule 40 steel, cut-grooved . .284
removal	426	300 pound, threaded	122	Schedule 40 steel, roll-grooved . .271
water cooled, connection	211	PVC	122	Schedule 40 steel, threaded231
Chlorinated polyvinyl chloride pipe .183		PVC, Schedule 40	99	Schedule 40 steel, welded221
Churches, HVAC estimates	437	PVC, Schedule 80	109	Schedule 80 steel, threaded253
Circuit balance valves	127	Schedule 40 steel, threaded	232	Schedule 80 steel, welded . .244-245
Circulating pumps		Type K copper, brazed	41	Schedule 160 steel, flanged .263-264
all bronze	120	Type K copper, soldered	51	Schedule 160 steel, threaded . . .263
iron body	121	Type L copper, brazed	60	Type K copper, brazed
Clarifications	8	Type L copper, soldered	69	Type K copper, soldered
Classrooms, HVAC estimates	437	Type M copper, brazed	78	Type L copper, brazed
Cleanouts		Type M copper, soldered	87	Type L copper, soldered
ABS	152	welding type	121	Type M copper, brazed
ABS/PVC	169	Composite pipe	111	Type M copper, soldered
copper, DWV, soldered	147	compression fittings	116	.87
end-of-line	169	compression joint fittings	117	Controllers
floor	169	compression joints	116	338
installation costs	435	crimped joint	111	Controls
PVC, DWV	157	crimped joint fittings	111-112	boiler
wall	169	Compressed air systems		HVAC
Closed loop heat pump	306	Type K copper, brazed	33	HVAC
		Type L copper, brazed	53	HVAC

Cooling units, variable volume	337	reducers	90	bushings	84
Copper fittings, roll grooved	89	roll grooved	89	caps	84
Copper pipe	89	tees	89	companion flanges	87
Copper pipe, DWV, soldered	146	valves	90	couplings	84
1/8 bend	146	Copper pipe, Type L brazed	53-54	ells	81-82
1/4 bend	147	adapters	56	hanger assemblies	88
adapters	148	bolt and gasket sets	60	maximum working pressure	80
assembly with riser	146	bushings	57	pressure gauges	87
cleanouts	147	caps	57	reducers	83
closet flanges	147	companion flanges	60	riser clamps	88
combinations	147	couplings	57	strainers	86
couplings	148	ells	54-55	tees	82
crosses	147	hanger assemblies	61	thermometers with wells	87
hanger assemblies	149	pressure gauges	60	unions	84
horizontal assemblies	146	reducers	56	valves	85-87
P-traps	147	riser clamps	61	Copper piping, removal	430
reducers	148	strainers	59	Correction factors	6
riser clamps	149	tees	55	Countertop sinks/lavatories	28
tees	147	thermometers with wells	60	Couplings	
test caps	148	unions	57	ABS	153
test tees	148	valves	58-60	cast iron, no-hub	139
wyes	147	Copper pipe, Type L soldered	62-63	cast iron, threaded	181
Copper pipe, Type K brazed	33-34	adapters	65	copper, DWV, soldered	148
adapters	37	bolt and gasket sets	69	CPVC sprinkler pipe	183
bolt and gasket sets	41	bushings	66	galvanized steel spiral duct	359
bushings	38	caps	66	PE-AL pipe	112-113, 117
caps	38	companion flanges	69	PEX-AL pipe	113, 117
companion flanges	41	couplings	66	polypropylene pipe	166
couplings	38	ells	63-64	PVC, DWV	156
ells	34-35	hanger assemblies	70	PVC, Schedule 40	95
hanger assemblies	42	maximum working pressure	62	PVC, Schedule 80	105
pressure gauges	41	pressure gauges	69	PVC sewer, bell & spigot	160
reducers	37	reducers	65	roll grooved, Victaulic	179
riser clamp	42	riser clamps	70	Schedule 5 steel, pressfit	235-236
strainers	40	strainers	68	Schedule 10 steel, roll-grooved	276
tees	35-36	tees	64	Schedule 40 steel, cut-grooved	282
thermometers with wells	41	thermometers with wells	69	Schedule 40 steel, roll-grooved	269
unions	38	unions	66	Schedule 40 steel, threaded	226
valves	39-41	valves	67-69	Schedule 80 steel, threaded	251
Copper pipe, Type K soldered	43-44	Copper pipe, Type M brazed	71-72	Type K copper, brazed	38
adapters	47-48	adapters	74	Type K copper, soldered	49
bolt and gasket sets	52	bolt and gasket sets	78	Type K & L copper, roll grooved	90
bushings	48	bushings	75	Type L copper, brazed	57
caps	48	caps	75	Type L copper, soldered	66
companion flanges	51	companion flanges	78	Type M copper, brazed	75
couplings	49	couplings	75	Type M copper, soldered	84
ells	44-45	ells	72	CPVC sprinkler pipe	183
hanger assemblies	52	hanger assemblies	79	adapters	184
pressure gauges	52	maximum working pressure	71	cap	184
reducers	47	pressure gauges	78	coupling	183
riser clamps	52	reducers	74	elbows	183
strainers	51	riser clamps	79	fittings	184
tees	45-46	strainers	77	flange	184
thermometers with wells	52	tees	73	head adapter	184
unions	48	thermometers with wells	78	reducing tees	183
valves	49-51	unions	75	tees	183
Copper pipe, Type K & L	89-90	valves	76-78	Craft codes	7
coupling	90	Copper pipe, Type M soldered	80-81	Craft@hrs	5
ells	89	adapters	83	Cranes, rental	420
flange adapter	90	bolt and gasket sets	87	Crew composition	7

Crimp rings	Drops and tees, ductwork	391-393	Electrical service for boilers	196
PE-AL pipe	Dry valves	115, 118	Ells	
PEX-AL pipe	Dryers, exhaust	115, 118	cast iron, threaded	180
Croll-Reynolds	Dual-fuel burners	199	PE-AL pipe	111-112, 116-117
Cross linked PEX-AL	Duct insulation	111	PEX-AL pipe	111-112, 116-117
Cross linked Polyethylene-	calcium silicate	399	PVC, DWV	154
Aluminum pipe	fiberglass	401	PVC, Schedule 40	92
Crosses	removal	434	PVC, Schedule 80	102-103
cast iron, no-hub	Duct lining	139	Schedule 5 steel, pressfit	234-235
cast iron, threaded	calcium silicate	181	Schedule 10 steel, roll-grooved	274
copper, DWV, soldered	fiberglass	147	Schedule 40 steel, cut-grooved	280
Schedule 40 steel, threaded	Duct markers	225	Schedule 40 steel, roll-grooved	267
Schedule 80 steel, threaded	Ductwork	250	Schedule 40 steel, threaded	224
	correction factors	340	Schedule 40 steel, welded	215
D	demolition	422	Schedule 80 steel, threaded	248
Daily rental, equipment	removal	422	Schedule 80 steel, welded	238
Dampers	Ductwork specialties	420	Schedule 160 steel,	
actuator	collars	404	threaded	257-258
correction factors	connections	340	Schedule 160 steel, welded	257-258
fire	dampers	339-340	Type K copper, brazed	34-35
fusible plug	flexible connections	343	Type K copper, soldered	44-45
rectangular	turning vanes	342	Type K & L copper, roll grooved	89
round	Ductwork, fiberglass	339	Type L copper, brazed	54-55
Deaerator/condenser, boiler	fabrication labor	395	Type L copper, soldered	63-64
Deck drains, installation costs	installation costs	396	Type M copper, brazed	72
Deep well jet pump	vinyl cover	396	Type M copper, soldered	81-82
dehumidification	Ductwork, galvanized steel	313	Emissions reduction module	199
dehumidifiers	per pound installed	291-292	Emissions sensing	205
demolition	rectangular	422	Energy recovery	
Department stores, HVAC	rectangular 20 gauge	437	ventilators	291-292
estimates	rectangular 22 gauge	378-380	wheel	301
Dielectric unions	rectangular 24 gauge	373-377	Engraved nameplates	421
Diffusers	rectangular 26 gauge	371-373	Enthalpy energy and heat recovery	301
air balancing	rectangular 28 gauge	369-370	Equipment	
ceiling	rectangular fittings	381-393	nameplates	421
removal	round fittings	394	plumbing	19
Dishwashers	spiral	356-357	rental costs	420
Disinfection unit	spiral fittings	358-368	Equipment costs	7
Disposals, garbage	DWV pipe	313	Estimate detail sheet	16
Domestic water iron filter	ABS	150	Estimates, budget	435
Domestic water softeners	cast iron	135	Estimating	
Doors	cast iron, hub & spigot	141	accuracy	8
Double check detector valves	copper	146	guidelines	13
Downblast ventilation	polypropylene	164	Exclusions	8
Drain, waste, vent pipe	polypropylene heat-fused	164	Exhaust	327
cast iron, hub & spigot	PVC	154	clothes dryer	327
cast iron, no-hub			fans	325-329
copper	E		wall hood	327
polypropylene	EDPM valves	97, 107	Exhauster arrays	330
PVC	Elastomeric gaskets	159	Exhausters	329
Drains	Elastomeric pipe insulation	400	Expansion tanks	123
Drawings, as-built	Elbows, ductwork	168		
Drilling wells	galvanized steel spiral duct	358	F	
Drinking fountains	rectangular, galvanized steel	381-390	F.O.B.	9
disconnect	round, galvanized steel	394	Fabrication, fiberglass ductwork	395
refrigerated	Elbows, pipe	30	Fan coil units	
removal	black steel	30	air balancing	403
Drinking water tank	CPVC sprinkler	183	HVAC equipment	208
	Electric water heaters	19		

Fan coils	427	Fittings, pipe		Forced air heating, residential	287
Fan controls	327	copper, DWV, soldered	146	Forced-draft cooling tower	213
Fans		expansion tank	123	Forklifts, rental	420
attic	326	M.I., 150 pound	224	Forms and letters	438
bathroom	326-328	malleable iron, Schedule 40	266	Fringe benefits	6
ceiling exhaust	326-327	polypropylene	164	Front-end loaders, rental	420
ceiling mounted	326	PVC, DWV	154	Fuel train piping	193-194
centrifugal air foil	324	PVC sewer, bell & spigot	159	Fume hoods, air balancing	403
centrifugal utility	324	PVC, Schedule 40	92	Furnace removal	425
commercial	326	PVC, Schedule 80	101-102	Furnaces, residential	299
exhaust	326, 328-329	Schedule 10 steel, roll-grooved	274	high efficiency	299
exhaust, roof	325	Schedule 40 steel, cut-grooved	280	wall	300
humidistat	327	Schedule 40 steel, roll-grooved	267	with A/C	299
kitchen	327	Schedule 40 steel, threaded	224	Fusible plug dampers	341
roof	326	Schedule 40 steel, welded	215		
room ventilation	326	Schedule 80 steel, threaded	248		
speed controller	327	Type K copper, brazed	42		
thru-wall	326	Type L copper, brazed	54		
timer	327	Type L copper, soldered	63		
tube-axial	325	Type M copper, brazed	72		
vane-axial	324	Type M copper, soldered	81		
ventilation	326-327	Fixtures			
wall exhaust	326	bathroom	28		
wall mounted	326	disconnect	433		
washroom	326-327	estimating costs	435		
Feedwater pumps, boiler	197	removal	432		
feedwater systems	205	Flange adapter, Type K & L			
Fiberglass		copper, roll grooved	90		
blanket	401	Flanges			
ductwork	396	CPVC sprinkler pipe	184		
pipe insulation	397-398	polypropylene pipe	167		
pressure tank	23	roll grooved, Victaulic	179		
rigid board	401	Schedule 10 steel, roll-grooved	276		
tank	24, 415	Schedule 40 steel, cut-grooved	282		
Filter, iron	24	Schedule 40 steel, roll-grooved	269		
Fire dampers	340	Schedule 40 steel, threaded	232		
Fire department connection	174	Schedule 40 steel, welded	218		
Fire extinguisher	175	Schedule 80 steel, threaded	253		
Fire extinguishing systems	322	Schedule 80 steel, welded	242		
Fire hydrant	175	Schedule 160 steel, slip on	262		
Fire protection		Schedule 160 steel, weld neck	262		
CPVC sprinkler pipe	183	Flanges, companion			
fire hose cabinets	173	150 pound, threaded	122		
plastic sprinkler pipe	183	150 pound, welding type	121		
pumps	174	300 pound, threaded	122		
Siamese connections	174	PVC	122		
sprinkler fittings	177-181	Flashing			
sprinkler heads	172	pipe	167		
sprinkler pipe	176-177	roof	123, 153, 158		
steel pipe nipples	182	Flat panel water heater	323		
switches	172	Flexible connections, ductwork	343		
valves	171	Flexible fiberglass duct	396		
Fire pumps	174	Flexible pipe connectors	124		
Firebox boilers	187	Floor drains	168		
Fire-rated doors	121	estimating	435		
Firetube boilers	186-187	Floor sinks	30, 168		
Fittings		estimating	435		
ductwork	359	Flues, water heater	21		
roll grooved	89	Foot valve	314		
				G	
				Galvanized steel collars	343
				Galvanized steel cooling tower	212
				Galvanized steel ductwork	
				installation costs	345
				per pound installed	346-347
				rectangular	369-380
				rectangular 20 gauge	377-380
				rectangular 22 gauge	373-377
				rectangular 24 gauge	371-373
				rectangular 26 gauge	370
				rectangular fittings	381-393
				round	394
				round elbow	394
				round snap-lock	394
				spiral	356-357
				spiral coupling	359
				spiral crosses	366-368
				spiral elbows	358
				spiral tees	360-365
				Galvanized steel pipe sleeves	153
				Garbage disposals	25
				Gas furnaces	
				high efficiency	299
				residential	299
				wall	300
				with A/C	299
				Gas heaters	303
				Gas trim connections	26
				Gas valves	133
				Gas water heaters	19, 20
				tankless	20
				Gaskets	
				cast iron, hub & spigot	145
				elastomeric	159
				Gate valves	
				pipe and plumbing specialty	129-130
				PVC, Schedule 40	96
				PVC, Schedule 80	106
				Schedule 10 steel, roll-grooved	276
				Schedule 40 steel, cut-grooved	283
				Schedule 40 steel, roll-grooved	269

Schedule 40 steel, threaded .229-230	Schedule 40 steel, welded222	High rise offices, HVAC estimates . .437
Schedule 40 steel, welded219	Schedule 80 steel, threaded . . .254	Holding tank415-416
Schedule 80 steel, threaded251	Schedule 80 steel, welded246	Hood, duct kit327
Schedule 80 steel, welded242	Schedule 160 steel265	Hooks, pipe125
Schedule 160 steel, flanged .262-263	Type K copper, brazed42	Hose bibbs133
Type K copper, brazed39	Type K copper, soldered52	Hot and cold water connections . . .26
Type K copper, soldered49	Type L copper, brazed61	Hot water boilers
Type L copper, brazed58	Type L copper, soldered70	biomass fired319-320
Type L copper, soldered67	Type M copper, brazed79	connections, HVAC190
Type M copper, brazed76	Type M copper, soldered88	gas fired185-187
Type M copper, soldered85	Hangers, pipe124	gas fired, cast iron189
Geothermal	PE-AL115, 118	gas fired, steel188
bore holes317	PEX-AL115, 118	high pressure188
heat pump306-308	steel band124	oil fired187
wells316	Hard water softener22, 23, 24	Hot water reheat coils209
Globe valves	Head adapter, CPVC184	Hot water softener24
pipe and plumbing specialty .130-131	Headers, PEX-AL pipe114	Hot water systems
PVC, Schedule 4096	Heads, sprinkler172	piping214
PVC, Schedule 80106	Heat/cool thermostat405	Schedule 40 steel, cut-grooved .280
Schedule 10 steel, roll-grooved .277	Heat exchangers	Schedule 40 steel, roll-grooved .266
Schedule 40 steel, cut-grooved .283	demolition429	Type K copper, brazed33
Schedule 40 steel, roll-grooved .270	HVAC207	Type K copper, soldered43
Schedule 40 steel, threaded . . .230	removal429	Type L copper, brazed53
Schedule 40 steel, welded219	Heat pumps307-311	Type L copper, soldered62
Schedule 80 steel, threaded . . .251	accessories312	Type M copper, brazed71
Schedule 80 steel, welded .242-243	air to air309	Type M copper, soldered80
Schedule 160 steel, flanged . . .263	demolition428	Hot water tank
Type K copper, brazed39	geothermal306	disconnect433
Type K copper, soldered49	removal428	removal432
Type L copper, brazed58	split system309	Hourly labor costs6
Type L copper, soldered67	supplemental electric heating	How to use this book5
Type M copper, brazed76	coil312	HRV (heat recovery
Type M copper, soldered85	thermostats312	ventilators)291-292
Grease and oil interceptors25	Heat reclaimer204	Hub & spigot C.I. pipe, DWV141
Green sand filter23	Heat recovery203, 205, 301	Humidistat control327
Greywater tank417	Heat recovery systems	HVAC
Grilles	continuous blowdown202	boiler connections190
air balancing403	stack waste199	controls404
removal423	Heat recovery ventilators292	demolition422
return air333	Heat transfer equipment210	HVAC balancing
Ground source heat pump306	Heat-A-Lamp®329	air403
	Heaters	wet404
	bathroom328	HVAC equipment
	biomass fired321	air conditioning units288
	ceramic304	air handling equipment331
	commercial304	air handling units289-290
	gas fired304	boilers185-189
	infrared304	centrifugal blowers324
	infrared bulb328	connections, air handling
	infrared tube304	unit297-298
	residential furnaces299	fan coil units208
	resistance329	heat exchangers207
	unit303	heat transfer equipment210
	Heat-fused joint pipe,	pumps206
	polypropylene164	reheat coils209
	Heating systems287	unit heaters210
	estimating435	variable-air volume units337
	residential287	HVAC systems
	Help5	Type K copper, brazed33
H		
Hair and lint interceptors25		
Hanger assemblies		
ABS153		
cast iron, hub & spigot145		
cast iron, no-hub140		
copper, DWV, soldered149		
polypropylene pipe167		
PVC, DWV157		
PVC, Schedule 40100		
PVC, Schedule 80110		
Schedule 10 steel, roll-grooved .279		
Schedule 40 steel, cut-grooved .285		
Schedule 40 steel, roll-grooved .272		
Schedule 40 steel, threaded . . .232		

Type K copper, soldered43
 Type L copper, brazed53
 Type L copper, soldered62
 Type M copper, brazed71
 Type M copper, soldered80
 Hydrant, fire175
 Hydraulic benders, rental420

I
 Indicator post175
 Indirect waste connections26
 Indirect water heater203
 Induced-draft cooling tower212
 Infrared

bulb heater328
 heater304
 tube heater304
 Injector314
 Installation costs, ductwork396
 Instructing, operating personnel . . .421
 Instructions for this book5
 Insulation, pipe
 calcium silicate399
 elastomeric400
 fiberglass397, 398
 Insulation removal434
 Insurance6
 Interceptors25
 Iron filter23, 24
 accessories23
 Iron removal23
 Irrigation systems
 PVC, Schedule 4091
 PVC, Schedule 80101

J
 Jet pump313

K
 Kitchen equipment25
 connections26
 Kitchen fixtures
 tailpiece connections26
 trap connections26
 Kitchen sinks29
 disconnect433

L
 Labor costs6
 Laboratories, HVAC estimates . . .437
 Laboratory DWV pipe systems . . .164

Laundry sinks29
 disconnect433
 Lavatories28
 estimating435
 Lead flashing123, 153, 158
 LEED certification . .185-186, 187-189,
286, 305, 308, 312, 319-320, 322
 Letter of intent456-457
 Libraries, HVAC estimates437
 Line voltage thermostat405
 Lined ductwork, installed346-347
 Low voltage thermostat405

M
 Makeup air units336
 Malleable iron fittings
 150 pound214
 300 pound237
 Schedule 10 steel pipe274
 Schedule 40 steel, roll-grooved . .266
 Manganese filters
 green sand23
 iron23
 Manhours5
 Manifolds, PEX-AL pipe114
 Manufacturing plants, HVAC
 estimates437
 Markers, pipe and duct421
 Markets, HVAC estimates437
 Material costs7
 Material pricing conditions9
 Materials, Equipment, and
 Tool form10
 Maximum working pressures
 Type K copper, brazed33
 Type K copper, soldered43
 Type L copper, brazed53
 Type L copper, soldered62
 Type M copper, brazed71
 Type M copper, soldered80
 Mechanical joint coupling139
 Mechanical tee, roll grooved,
 Victaulic179
 Medical buildings, HVAC estimates .437
 MET10
 worksheet14
 Miscellaneous tools
 PE-AL pipe115, 118
 PEX-AL pipe115, 118
 MJ coupling139
 Molded stone
 mop sinks29
 shower basins28
 Monthly rental, equipment420
 Mop sink, disconnect433
 Motels, HVAC estimates437
 Museums, HVAC estimates437

N
 Nail clips
 PE-AL pipe115, 118
 PEX-AL pipe115, 118
 Nameplates, equipment421
 Nipples
 Schedule 40 steel, threaded .227-229
 steel pipe, fire protection182
 Non-taxable fringe benefits6
 NPT pump, in-line25, 120-121
 Nursing homes, HVAC estimates . .437

O
 Office buildings, HVAC estimates . .437
 Office trailers, rental420
 Oil fuel train piping205
 Old estimates12
 Open loop heat pump307-308
 O-rings
 PE-AL pipe115, 118
 PEX-AL pipe115, 118
 Overflow drains168
 estimating435
 Overhead and profit7

P
 Packaged boiler feedwater
 systems202
 PE-AL pipe111-116
 adapters113
 brass fittings111
 caps114, 117
 compression brass fittings116
 couplings112-113, 117
 crimp rings115, 118
 crimped brass fittings111
 ells111-112, 116-117
 hangers115, 118
 miscellaneous tools115, 118
 nail clips115, 118
 O-rings115, 118
 tees112, 117
 valves114, 118
 PEX-AL pipe111-116
 adapters113
 brass fittings111
 caps114, 117
 compression brass fittings116
 couplings112-113, 117
 crimp rings115, 118
 crimped brass fittings111
 ells111-112, 116-117
 hangers115, 118
 manifolds114
 miscellaneous tools115, 118

nail clips	115, 118	sump pit	417	Pressure gauges
O-rings	115, 118	tank	416	dial-type
tees	112, 117	Plug dampers, fusible	341	PVC, Schedule 40
valves	114, 118	Plugs		PVC, Schedule 80
Pipe		cast iron, threaded	181	Schedule 10 steel, roll-grooved
connector	123-124	polypropylene pipe	166	Schedule 40 steel, cut-grooved
flashing	123, 153, 158, 167	PVC, Schedule 40	95	Schedule 40 steel, roll-grooved
hangers	124	PVC, Schedule 80	105	Schedule 40 steel, threaded
hooks	125	Schedule 40 steel, threaded	226	Schedule 40 steel, welded
markers	421	Schedule 80 steel, threaded	250	Schedule 80 steel, threaded
sleeves	125, 153, 158, 167	Plumbing		Schedule 80 steel, welded
sleeves, cut-grooved	285	budget estimates	435	Type K copper, brazed
Pipe insulation		equipment	26	Type K copper, soldered
calcium silicate	399	fixture costs	435	Type L copper, brazed
elastomeric	400	fixture rough-in	31-32	Type L copper, soldered
fiberglass	397-398, 415	fixtures	32	Type M copper, brazed
removal	434	specialties	134	Type M copper, soldered
Pipe machines, rental	420	Plumbing fixture		Pressure pump
Pipe sizes		disconnect	433	Pressure reducing valves
Type K copper, brazed	33	removal	432	Pressure switches
Type K copper, soldered	43	Pollution control modules	199	Pressure tank
Type L copper, brazed	53	Pollution control stack retrofit	319, 321	Pressure/temperature taps
Type L copper, soldered	62	Polyethylene sewage pit	417	Schedule 10 steel, roll-grooved
Type M copper, brazed	71	Polyethylene sump pit	417	Schedule 40 steel, cut-grooved
Type M copper, soldered	80	Polyethylene-aluminum pipe	111-116	Schedule 40 steel, roll-grooved
Piping		Polypropylene DWV pipe	164	Schedule 40 steel, threaded
air handling unit coil	297-298	adapters	166	Schedule 40 steel, welded
cast iron	141	bends	164	Schedule 80 steel, threaded
class 110 DI, cement lined	411	bolt and gasket sets	167	Schedule 80 steel, welded
class 150 cast iron	412	combinations	165	Schedule 160 steel
class 153 DI, cement lined	407	couplings	166	Price updates
class 153 DI, double cement lined	409	fittings	164	Pricing, HVAC systems
class 2400 or 3000 asbestos cement	413	flanges	167	Process systems
copper	146	hanger assemblies	167	PVC, Schedule 40
CPVC sprinkler	183	heat-fused joint pipe	164	PVC, Schedule 80
polypropylene	164	plugs	166	Project summary
PVC	154	P-traps	164	Project summary worksheet
PVC, DWV	154	reducers	167	Proposal, preparing
Schedule 10 steel, roll-grooved	273-274	riser clamps	167	P-traps
Schedule 40 steel, cut-grooved	280	tees	165	ABS
Schedule 40 steel, roll-grooved	266	wyes	165-166	cast iron, hub & spigot
Schedule 40 steel, threaded	223	Polyvinyl chloride pipe		cast iron, no-hub
Schedule 40 steel, welded	214	Schedule 40	91	copper, DWV, soldered
Schedule 80 steel, threaded	248	Schedule 80	101	polypropylene pipe
Schedule 80 steel, welded	237-238	Potable water storage tank	416	PVC, DWV
Piping, removal	430	Potable water systems		Pulse type boilers
Piping specialties	134	PVC, Schedule 40	91	Pumping unit for boilers
Piping systems		PVC, Schedule 80	101	Pumps
chilled water	214	Type K copper, brazed	33	boiler
hot water	214	Type K copper, soldered	43	centrifugal
recirculating water	246	Type L copper, brazed	53	heat
Planter drains	168	Type L copper, soldered	62	in-line
Plastic		Type M copper, brazed	71	in-line circulating
sewage pit	417	Type M copper, soldered	80	removal
sprinkler pipe	183	Pressfit		submersible
		fittings	234	sump, installation costs
		Type O o-rings	234	well water
		Pressure controller	338	Purchase order
		Pressure fiberglass tank	24	

PVC	thermometers with wells	109	Type K copper, brazed	37
valves, EDPM	unions	105	Type K copper, soldered	47
valves, threaded	valves	106-109	Type K & L copper, roll grooved	90
valves, Tru-union	PVC sewer pipe, bell & spigot	159	Type L copper, brazed	56
valves, union type, solvent	1/16 bend	159	Type L copper, soldered	65
weld	1/8 bend	159-160	Type M copper, brazed	74
.	1/4 bend	160	Type M copper, soldered	83
PVC, DWV pipe	adapters	163	Reducing costs	9
adapters	caps	163	Reducing ells, Schedule 5 steel,	
bushings	couplings	160	pressfit	235
cleanouts	gasket joints	159	Reducing tees	
closet flanges	reducers	163	cast iron	180
couplings	tees	162	CPVC sprinkler pipe	183
ells	test plugs	163	roll grooved, Victaulic	178
fittings	wyes	160-162	Schedule 5 steel, pressfit	236
hanger assemblies			Schedule 10 steel, roll-grooved	275
P-traps			Schedule 40 steel, cut-grooved	281
reducers			Schedule 40 steel, roll-grooved	268
riser clamps			Schedule 40 steel, threaded	225
solvent-weld joints			Schedule 80 steel, threaded	249
tees			Reducing valves, pressure	133
wyes			Refractory, boiler	197
PVC, Schedule 40 pipe			Refrigeration systems	
adapters			Type K copper, brazed	33
assembly			Type L copper, brazed	53
bolt and gasket sets			Registers	
bushings			return	334
caps			supply	333
companion flange			Reheat coils	209
control valves			Reheat units, variable volume	337
couplings			Removal costs	
ells			air cooled condensers	426
hanger assemblies			air handling units	424
plugs			air mixing box	423
pressure gauges			boilers	425
pressure/temperature taps			chillers	426
riser clamps			cooling towers	427
solvent-weld joints			copper piping	430
strainers			diffusers	423
tees			duct insulation	434
thermometers with wells			duct mounted coils	429
unions			ductwork	422-423
valves			fan coils	427
PVC, Schedule 80 pipe			furnaces	425
adapters			grilles	423
assembly			heat exchangers	429
bolt and gasket sets			heat pumps	428
bushings			hot water tank	432
caps			pipe insulation	434
companion flanges			plastic piping	430
couplings			plumbing fixtures	432
ells			pumps	431
hanger assemblies			roof top unit	424
plugs			steel piping	430
pressure gauges			unit heaters	428
pressure/temperature taps			valves	431
riser clamps			Rental costs, equipment	420
solvent-weld joints			Residences, HVAC estimates	437
strainers			Residential fixture rough-ins	32
tees				
	Q			
	Quotation sheet	17		
	R			
	Rainwater systems, PVC	159		
	Reciprocating water-cooled chiller	211		
	Recirculating water systems	246		
	Record of telephone conversation	18		
	Recorder, digital	405		
	Recording equipment	205		
	Rectangular duct, galvanized			
	steel	345, 380		
	Rectangular elbow, galvanized			
	steel	390		
	Reducers			
	ABS	153		
	cast iron, hub & spigot	144		
	cast iron, no-hub	139		
	cast iron, threaded	180		
	class 110 DI, cement lined	411		
	class 150 cast iron	412		
	class 153 DI, cement lined	408		
	class 153 DI, double cement			
	lined	410		
	class 2400 or 3000 asbestos			
	cement	414		
	copper, DWV, soldered	148		
	galvanized steel spiral duct	359		
	polypropylene pipe	167		
	PVC	163		
	PVC, DWV	157		
	roll grooved, Victaulic	178		
	Schedule 10 steel, roll-grooved	275		
	Schedule 40 steel, cut-grooved	282		
	Schedule 40 steel, roll-grooved	268		
	Schedule 40 steel, threaded	225		
	Schedule 40 steel, welded	217		
	Schedule 80 steel, threaded	249		
	Schedule 80 steel, welded	240-241		
	Schedule 160 steel, welded	260-261		

Residential furnaces	299-300	Schedule, construction	453-455	flanges	269
Residential water heaters	19-20	Schedule 5 carbon steel pipe,		hanger assemblies	272
Resistance heater	329	pressfit	234	horizontal assembly	266
Retail shops, HVAC estimates	437	adapters	236	pressure gauges	271
Retrofit pollution control stack .319-321		couplings	235-236	pressure/temperature taps	272
Return air grilles	333	ells	234-235	reducers	268
Return registers	334	reducing ells	235	reducing tees	268
Riser clamps		reducing tees	236	riser clamps	272
ABS	153	tees	236	strainers	271
cast iron, hub & spigot	145	Schedule 10 carbon steel pipe,		tees	267
cast iron, no-hub	140	roll-grooved	273	thermometers with wells	271
copper, DWV, soldered	149	adapters	275	valves	269-271
pipe and plumbing specialty	125	bolt and gasket sets	279	vertical assembly	266
polypropylene pipe	167	caps	276	Schedule 40 carbon steel pipe,	
PVC, DWV	157	couplings	276	threaded	224
PVC, Schedule 40	100	ells	274	bolt and gasket sets	232
PVC, Schedule 80	110	flanges	276	caps	226
Schedule 10 steel, roll-grooved	279	hanger assemblies	279	companion flanges	232
Schedule 40 steel, cut-grooved	285	horizontal assembly	273	control valves	231-232
Schedule 40 steel, roll-grooved	272	pressure gauges	279	couplings	226
Schedule 40 steel, threaded	233	pressure/temperature taps	279	crosses	225
Schedule 40 steel, welded	222	reducers	275	ells	224
Schedule 80 steel, threaded	254	reducing tees	275	fire protection	180
Schedule 80 steel, welded	246	riser clamps	279	hanger assemblies	232
Schedule 160 steel	265	strainers	278	horizontal assembly	223
Type K copper, brazed	42	tees	274	nipples	227-229
Type K copper, soldered	52	thermometers with wells	279	plugs	226
Type L copper, brazed	61	valves	276-278	pressure gauges	232
Type L copper, soldered	70	vertical assembly	273	pressure/temperature taps	232
Type M copper, brazed	79	Schedule 40		reducers	225
Type M copper, soldered	88	threadolet	134	reducing tees	225
Rolairtrol type air separators	201	weldolet	134	riser clamps	233
Roll-grooved fittings	179	Schedule 40 carbon steel pipe	215	strainers	231
Roll-grooved joint, Schedule 40		Schedule 40 carbon steel pipe,		tees	224
carbon steel	266	cut grooved	280	thermometers with wells	232
Roof		adapters	281	unions	226
drains	168	bolt and gasket sets	284	valves	227, 229-231
exhaust fan	325	caps	282	vertical assembly	223
fans	326	couplings	282	Schedule 40 carbon steel pipe,	
flashing	123, 153, 158	ells	280	welded	214
Roof exhauster	326	flanges	282	bolt and gasket sets	222
Roof top unit, removal	424	hanger assemblies	285	caps	217-218
Rough-ins		pipe sleeves	285	companion flanges	218
commercial fixture	31	pressure gauges	285	ells	215
commercial group	32	pressure/temperature taps	285	pressure gauges	222
residential	32	reducers	282	pressure/hanger assemblies	222
Round galvanized steel ductwork	394	reducing tees	281	pressure/temperature tap	222
Roustabouts, rental	420	riser clamps	285	reducers	217
Run and branch, tees, galvanized		strainers	284	riser clamp	222
steel	365	tees	281	strainers	220-221
		thermometers with wells	285	tees	216
		valves	283-284	thermometers with wells	222
S		Schedule 40 carbon steel pipe,		threadolets	218
Saddle tee, roll grooved, Victaulic .179		roll-grooved	266-267	valves	219-221
Safety, trenching	418	adapters	268	vertical assembly	214
Sandstone, trenching	418	bolt and gasket sets	271	weldolets	218
Sanitary tees		caps	269	Schedule 40 polypropylene pipe .164	
cast iron DWV pipe	142	couplings	269	Schedule 40 PVC pipe	91-92
polypropylene pipe	165	ells	267		

Schedule 80	flanges262	kitchen29
PVC pipe	hanger assemblies265	laboratory29
threadolet	horizontal assembly255	laundry29
weldolet	pressure gauges264	medical29
Schedule 80 carbon steel pipe,	pressure/temperature taps264	molded stone29
threaded	reducers260-261	mop29
bolt and gasket sets	riser clamps265	removal432
caps	tees259	slop30
couplings	thermometers with wells264	stainless steel29
crosses	threadolets262	Skip loaders, rental420
ells	unions260	Sleeves	
flanges	valves262-264	galvanized steel pipe	153, 158
hanger assemblies	weldolets261	polypropylene pipe	167
horizontal assembly	Schedule 80 PVC pipe	102	Slop sink, disconnect	433
plugs	Scissor-lifts, rental	420	Slope, trench	418
pressure gauges	Scotch marine firetube boilers	186-187	Softener, water22
pressure/temperature taps	Self-sticking markers	421	Software338
reducers	Sensor		Solar water heater323
reducing tees	CO2	405	Solder, soft33, 43
riser clamps	HVAC controls	404	Soldered joint fittings	
strainers	Septic tank	415	Type K copper	43
tees	Service sinks29	Type L copper62
thermometers with wells	estimating	435	Soldered joint pipe	43, 80
unions	Sewage lift tank	417	copper, DMV	146
valves	Sewage tank	415	Type K copper	43
vertical assembly	Sewer pipe, PVC bell & spigot	159	Type L copper62
Schedule 80 carbon steel pipe,	Shale, trenching	418	Type M copper80
welded	Shallow well water pump	313	Solenoid valves204
bolt and gasket sets	Sheet metal	346-347	Solvent-weld joint pipe	
caps	Shoring, trench	418	PVC, DWV	154
ells	Shower stall		PVC, Schedule 4091
flanges	disconnect	433	PVC, Schedule 80	101
hanger assemblies	removal	432	Specialties, piping and plumbing	134
horizontal assembly	Showers28	Speed controller, fan	327
pressure gauges	estimating	435	Spin-ins, plain	343
pressure/temperature tap	Siamese connection	174	Spiral crosses, galvanized	
reducers	Silent check valves		steel	366-368
riser clamps	pipe and plumbing specialty	129	Spiral duct, galvanized	
strainers	PVC, Schedule 4098	steel	356-357, 366-368
tees	PVC, Schedule 80	108	Spiral tees, galvanized steel	363, 365
thermometers with wells	Schedule 10 steel, roll-grooved	278	Sprinkler fittings	177-181
threadolets	Schedule 40 steel, cut-grooved	284	Sprinkler heads	172
unions	Schedule 40 steel, roll-grooved	270	Sprinkler systems	
valves	Schedule 40 steel, threaded	231	black steel pipe	176-177
vertical assembly	Schedule 40 steel, welded	220	branch pipe and fittings	182
weldolets	Schedule 80 steel, threaded	252	heads	172
Schedule 160 carbon steel pipe,	Schedule 80 steel, welded	244	per head costs	170
plain end	Type K copper, brazed	40	square foot costs	170
Schedule 160 carbon steel pipe,	Type K copper, soldered	50	switches	172
threaded	Type L copper, brazed	59	valves	171
ells	Type L copper, soldered	68	Square-foot costs, HVAC	435
horizontal assembly	Type M copper, brazed	77	Stack waste, heat recovery	199
tees	Type M copper, soldered	86	Stainless steel	
unions	Sinks	28-30	doors	121
vertical assembly	acrylic29	sinks29
Schedule 160 carbon steel pipe,	bar29	Standard form subcontract	448
welded	cast iron29	Steam boiler connections, HVAC	190
bolt and gasket sets	countertop28	Steam boilers	
caps	disconnect	433	biomass fired	320
ells	exam room29	connections	190
			gas fired	185

Steam heating boilers	189	reducing tees	281	pressure gauges	222
Steam systems, piping	238	riser clamps	285	pressure/temperature tap	222
Steam traps	125, 204	strainers	284	reducers	217
Steel collars	343	tees	281	riser clamp	222
Steel doors	121	thermometers with wells	285	strainers	220-221
Steel ductwork,		valves	283-284	tees	216
galvanized	356-357, 359	Steel pipe, Schedule 40		thermometers	222
fittings	358	roll-grooved	266	threadolets	218
Steel pipe		adapters	268	unions	218
black	176-177	bolt and gasket sets	271	valves	219-221
cooling systems	234	caps	269	weldolets	218
heating systems	234	couplings	269	Steel pipe, Schedule 80	
nipples, threaded	182, 229	ells	267	threaded	247-248
pressfit system	234	flanges	269	ball valves	252
process applications	234	hanger assemblies	272	bolt and gasket sets	253
Steel pipe fittings, Schedule 40		pressure gauges	271	butterfly valves	251-252
steel, roll-grooved	266	pressure/temperature taps	272	caps	250
Steel pipe nipples, threaded	227-229	reducers	268	control valves	253
Steel pipe, Schedule 5 pressfit	234	reducing tees	268	couplings	251
adapters	236	riser clamps	272	crosses	250
couplings	235-236	strainers	271	ells	248
ells	234-235	tees	267	flanges	253
reducing ells	235	thermometers with wells	271	gate valves	251
reducing tees	236	valves	269-271	globe valves	251
tees	236	Steel pipe, Schedule 40		hanger assemblies	254
Steel pipe, Schedule 10		threaded	224	plugs	250
roll-grooved	273-274	ball valves	230	pressure gauges	254
adapters	275	bolt and gasket sets	232	pressure/temperature taps	254
bolt and gasket sets	279	butterfly valves	230	reducers	249
caps	276	caps	226	reducing tees	249
control valves	278	companion flanges	232	riser clamps	254
couplings	276	control valves	231	silent check valves	252
ells	274	couplings	226	strainers	252-253
flanges	276	crosses	225	swing check valves	252
hanger assemblies	279	ells	224	tees	249
horizontal assembly	273	hanger assemblies	232	thermometers with wells	254
pressure gauges	279	horizontal assembly	223	unions	250
pressure/temperature taps	279	nipples	227-229	valves	253
reducers	275	plugs	226	Steel pipe, Schedule 80	
reducing tees	275	pressure gauges	232	welded	237-238
riser clamps	279	pressure/temperature taps	232	bolt and gasket sets	245
strainers	278	reducers	225	butterfly valves	243
tees	274	riser clamps	233	caps	241
thermometers with wells	279	silent check valves	231	control valves	244-245
valves	276-278	strainers	231	ells	238
vertical assembly	273	swing check valves	231	flanges	242
Steel pipe, Schedule 40		tees	224-225	gate valves	242
cut-grooved	280	thermometers with wells	232	globe valves	242-243
adapters	281	unions	226	hanger assemblies	246
bolt and gasket sets	284	valves	229-230, 232	pressure gauges	245
caps	282	vertical assembly	223	pressure/temperature tap	245
couplings	282	Steel pipe, Schedule 40		reducers	240-241
ells	280	welded	214-215	riser clamps	246
flanges	282	bolt and gasket sets	222	silent check valves	244
hanger assemblies	285	caps	217	strainers	244
pipe sleeves	285	control valves	221	swing check valves	243
pressure gauges	285	ells	215	tees	239-240
pressure/temperature taps	285	flanges	218	thermometers with wells	245
reducers	282	hanger assemblies	222	threadolets	242

unions241	Sump pit417	shallow burial415-416
valves245	Sump pumps, installation costs435	sump417
weldolets241	Supermarkets, HVAC estimates437	swimming pool291
Steel pipe, Schedule 160256	Supervision expense6	water416
bolt and gasket sets264	Supervision valves		Taxable fringe benefits6
ells258	flanged170	Taxes6
hanger assemblies265	grooved171	Tees	
pressure gauges264	Supply registers333	ABS151-152
pressure/temperature taps264	Supports, wall bracket124	cast iron, hub & spigot142
riser clamps265	Surplus materials10	cast iron, no-hub138-139
thermometers with wells264	Swimming pool heat recovery		cast iron, threaded180
Steel pipe, Schedule 160		ventilators291	class 110 DI, cement lined411
plain end256	Swing check valves		class 150 cast iron412
Steel pipe, Schedule 160		pipe and plumbing specialty .127-128		class 153 DI, cement lined407
threaded256-260	PVC, Schedule 4098	class 153 DI, double cement	
ells257-258	PVC, Schedule 80108	lined410
horizontal assembly255	Schedule 10 steel, roll-grooved . .277		class 2400 or 3000 asbestos	
tees259	Schedule 40 steel, cut-grooved . .283		cement414
unions260	Schedule 40 steel, roll-grooved . .270		copper, DWV, soldered147
vertical assembly256	Schedule 40 steel, threaded . . .231		CPVC sprinkler pipe183
Steel pipe, Schedule 160 welded . .256		Schedule 40 steel, welded220		PE-AL pipe112, 117
caps261	Schedule 80 steel, threaded . . .252		PEX-AL pipe112, 117
ells257-258	Schedule 80 steel, welded243		polypropylene pipe165
flanges262	Schedule 160 steel, flanged . . .263		PVC, DWV155
horizontal assembly255	Type K copper, brazed40	PVC, Schedule 4093
reducers260-261	Type K copper, soldered50	PVC, Schedule 80103
tees259	Type L copper, brazed59	PVC sewer, bell & spigot162
threadolets262	Type L copper, soldered68	roll grooved, Victaulic178-179
unions260	Type M copper, brazed77	Schedule 5 steel, pressfit236
valves262-264	Type M copper, soldered86	Schedule 10 steel, roll-grooved . .274	
vertical assembly256	Switches, sprinkler system172	Schedule 40 steel, cut-grooved . .281	
weldolets261			Schedule 40 steel, roll-grooved . .267	
Steel piping, removal430			Schedule 40 steel, threaded . . .224	
Storage vans, rental420			Schedule 40 steel, welded216	
Stores, HVAC estimates437			Schedule 80 steel, threaded . . .249	
Strainers				Schedule 80 steel, welded . .239-240	
pipe and plumbing specialty .131-132				Schedule 160 steel, threaded . .259	
PVC, Schedule 4098-99			Schedule 160 steel, welded . . .259	
PVC, Schedule 80108			spiral, galvanized steel360-365	
Schedule 10 steel, roll-grooved . .278				Type K copper, brazed35-36
Schedule 40 steel, cut-grooved . .284				Type K copper, soldered45-46
Schedule 40 steel, roll-grooved . .271				Type K & L copper, roll grooved . .89	
Schedule 40 steel, threaded . . .231				Type L copper, brazed55
Schedule 40 steel, welded . .220-221				Type L copper, soldered64
Schedule 80 steel,				Type M copper, brazed73
threaded252-253			Type M copper, soldered82
Schedule 80 steel, welded244				with run and branch, galvanized	
Type K copper, brazed40			steel365
Type K copper, soldered51			Terminal box controller338
Type L copper, brazed59			Terminal boxes, air balancing402	
Type L copper, soldered68			Test caps	
Type M copper, brazed77			ABS DWV152
Type M copper, soldered86			copper, DWV, soldered148
Subcontract				Test plugs, PVC sewer, bell	
change order450			& spigot163
forms447			Test tees, copper, DWV, soldered . .148	
Submersible pump313			Theaters, HVAC estimates437
Submittal data458-459			Thermometers with wells	
Submittal index460			pipe and plumbing specialty . . .126	
Suction diffusers120			PVC, Schedule 40100

PVC, Schedule 80	109	thermometers with wells	41	strainers	68
Schedule 10 steel, roll-grooved	279	unions	38	tees	64
Schedule 40 steel, cut-grooved	285	valves	39-41	thermometers with wells	69
Schedule 40 steel, roll-grooved	271	Type K copper pipe, soldered	43-44	unions	66
Schedule 40 steel, threaded	232	adapters	47-48	valves	67-69
Schedule 40 steel, welded	222	bolt and gasket sets	52	Type M copper pipe, brazed	71-72
Schedule 80 steel, threaded	254	bushings	48	adapters	74
Schedule 80 steel, welded	245	caps	48	bolt and gasket sets	78
Schedule 160 steel	264	companion flanges	51	bushings	75
Type K copper, brazed	41	couplings	49	caps	75
Type K copper, soldered	52	ells	44-45	couplings	75
Type L copper, brazed	60	hanger assemblies	52	ells	72
Type L copper, soldered	69	pressure gauges	52	hanger assemblies	79
Type M copper, brazed	78	pressure/temperature taps	52	pressure gauges	78
Type M copper, soldered	87	reducers	47	pressure/temperature taps	78
Thermostats, heat pump	312	riser clamps	52	reducers	74
Threadolets		riser clamps	52	riser clamps	79
pipe and plumbing specialty	134	strainers	51	strainers	77
Schedule 40 steel, welded	218	tees	45-46	tees	77
Schedule 80 steel, welded	242	thermometers with wells	52	thermometers with wells	73
Schedule 160 steel, welded	262	unions	48	thermometers with wells	78
Tier IV	199	valves	49-51	unions	75
Timer, fan	327	Type K & L copper pipe,		valves	76-78
Tin solder	33, 43, 62, 80	roll grooved		Type M copper pipe, soldered	80-81
Toilet		coupling	90	adapters	83
disconnect	433	ells	89	bolt and gasket sets	87
removal	432	flange adapter	90	bushings	84
Tools	115, 118	reducers	90	caps	84
Trailers, office, rental	420	tees	89	companion flanges	87
Transceiver	338	valves	90	couplings	84
Trap primers, installation costs	435	Type L copper pipe, brazed	53-54	ells	81-82
Traps with bushing connections	26	adapters	56	hanger assemblies	88
Traps, steam	125	bolt and gasket sets	60	pressure gauges	87
Treatment tank	417	bushings	57	pressure/temperature taps	87
Triple duty valves	120	cap	57	reducers	83
Trucks, rental	420	companion flanges	60	riser clamps	88
Tub		couplings	57	strainers	86
disconnect	433	ells	54	tees	82
removal	432	hanger assemblies	61	thermometers with wells	87
Tub and shower combinations	28	pressure gauges	60	unions	84
Tube-axial fan	325	pressure/temperature taps	61	valves	85-87
Turning vanes	342	reducers	56		
Tutorial	5	riser clamps	61		
Type I and II PVC		strainers	59		
pipe	91-92, 101-102	tees	55		
Type K copper pipe, brazed	33-34	thermometers with wells	60		
adapters	37	unions	57		
bolt and gasket sets	41	valves	58-60		
bushings	38	Type L copper pipe, soldered	62-63		
caps	38	adapters	65		
companion flanges	41	bolt and gasket sets	69		
couplings	38	bushings	66		
ells	34	caps	66		
hanger assemblies	42	companion flanges	69		
pressure gauges	41	couplings	66		
pressure/temperature taps	42	ells	63-64		
reducers	37	hanger assemblies	70		
riser clamps	42	pressure gauges	69		
strainers	40	pressure/temperature taps	69		
tees	35-36	reducers	65		
		riser clamps	70		

U

U-bolts, galvanized	124
Ultra-violet	
disinfection	25
water treatment	25
Underground piping, PVC	159
Unions	
dielectric	122
PVC, Schedule 40	95
PVC, Schedule 80	105
Schedule 40 steel, threaded	226
Schedule 40 steel, welded	218
Schedule 80 steel, threaded	250
Schedule 80 steel, welded	241
Schedule 160 steel, threaded	260
Schedule 160 steel, welded	260
Type K copper, brazed	38

Type K copper, soldered	48	Schedule 80 steel, threaded	253	Water hammer arresters	133
Type L copper, brazed	57	Schedule 80 steel, welded	245	Water heaters	
Type L copper, soldered	66	Schedule 160 steel, flanged	263	commercial	19-20
Type M copper, brazed	75	solenoid	204	connections	21
Type M copper, soldered	84	solvent weld	97, 107	estimating	435
Unit heaters	210, 303	sprinkler system	171	residential	19-20
connections	210	supervision, flanged	170	solar	323
demolition	428	supervision, grooved	171	tankless	20
gas fired	210	tags	421	tankless indirect	203
hot water	301	triple duty	120	Water meters	
HVAC connections	210	Type K copper, brazed	40	by-pass and connection	
removal	428	Type K copper, soldered	50	assembly	119
steam	302	Type L copper, brazed	60	compound type	119
Upblast ventilation	330	Type L copper, soldered	67-69	turbine type	119
Updates	5	Type M copper, brazed	76-78	Water motor gong	175
Urinals	27	Type M copper, soldered	85-87	Water pump	313
disconnect	433	Vane-axial fan	324	Water softener	22-24
estimating	435	Vans, storage, rental	420	accessories	23
Using this book	5	Variable-air volume		Water softening systems, boiler	198
Utility fan	324	cooling units	337	Water source heat pump	307-308
UV disinfection unit	25	reheat units	337	Water storage tank	416
<hr/>					
V		Vent systems	435	Water wells, drilling	316
Vacuum breakers	120, 204	cast iron, hub & spigot	141	Watertube boilers	188
atmospheric	120	cast iron, no-hub	141	Weekly rental, equipment	420
hose connection	120	copper	146	Welding machines, rental	420
Value engineering	9	PVC, DWV	154	Weldolets	
Valves		Ventilation		pipe and plumbing specialty	134
air admittance	328	ductwork	346-347	Schedule 40 steel, welded	218
alarm	171	exhausters	329	Schedule 80 steel, welded	241
check, flanged	171	fans	326-327	Schedule 160 steel, welded	261
check, grooved	171	Ventilator, heat recovery	301	Wells	
control	221	Vents, air	121	drilling	316
double check detector	171	Verantis	199	geothermal	316
dry	171	Victaulic roll-grooved fittings	177-179	pipe	314
fire protection	171	<hr/>			
PE-AL pipe	114, 118	W - X - Y - Z		water pump	313
PEX-AL pipe	114, 118	Wall exhauster	326	Well-to-well heat pump	307-308
pipe and plumbing		Wall fan	326	Wheel, heat recovery	301
specialty	126-128, 133	Wash fountains, installation costs	435	Wireless transceiver	338
PVC, Schedule 40	96-99	Waste heat controls	203	Wyes	
PVC, Schedule 80	106-109	Waste systems		ABS	151-152
PVC, threaded	97, 107	cast iron, hub & spigot	141	cast iron, hub & spigot	143-144
PVC, Tru-union	97, 107	cast iron, no-hub	141	cast iron, no-hub	136-138
PVC, union type, solvent		copper	146	class 150 cast iron	412
weld	98, 107	PVC	154	class 153 DI, cement lined	408
removal	431	PVC, DWV	154	class 153 DI, double cement	
Schedule 40 steel,		Water closets	27	lined	410
cut-grooved	283-284	disconnect	433	class 2400 or 3000 asbestos	
Schedule 40 steel, roll-grooved	271	estimating	435	cement	414
Schedule 40 steel, threaded	232	Water coil piping	294	copper, DWV, soldered	147
Schedule 40, welded	221	Water connections, hot and cold	26	polypropylene pipe	165-166
		Water cooled chiller connection	211	PVC, DWV	155
				PVC sewer, bell & spigot	160-162

Practical References for Builders

Basic Plumbing with Illustrations, Revised

This completely revised edition brings this comprehensive manual fully up-to-date with all the latest plumbing codes. It is the journeyman's and apprentice's guide to installing plumbing, piping, and fixtures in residential and light commercial buildings: how to select the right materials, lay out the job and do professional-quality plumbing work, use essential tools and materials, make repairs, maintain plumbing systems, install fixtures, and add to existing systems. Includes extensive study questions at the end of each chapter, and a section with all the correct answers.

384 pages, 8½ x 11, \$36.00

Construction Contract Writer



Relying on a "one-size-fits-all" boilerplate construction contract to fit your jobs can be dangerous — almost as dangerous as a handshake agreement. *Construction Contract Writer* lets you draft a contract in minutes that precisely fits your needs and the particular job, and

meets both state and federal requirements. You just answer a series of questions — like an interview — to construct a legal contract for each project you take on. Anticipate where disputes could arise and settle them in the contract before they happen. Include the warranty protection you intend, the payment schedule, and create subcontracts from the prime contract by just clicking a box. Includes a feedback button to an attorney on the Craftsman staff to help should you get stumped — *No extra charge.*

\$99.95. Download the *Construction Contract Writer* at <http://www.constructioncontractwriter.com>

CD Estimator

If your computer has *Windows*[™] and a CD-ROM drive, CD Estimator puts at your fingertips over 150,000 construction costs for new construction, remodeling, renovation & insurance repair, home improvement, framing & finish carpentry, electrical, concrete & masonry, painting, earthwork and heavy equipment and plumbing & HVAC. Quarterly cost updates are available at no charge on the Internet. You'll also have the *National Estimator* program — a stand-alone estimating program for *Windows*[™] that *Remodeling* magazine called a "computer wiz," and *Job Cost Wizard*, a program that lets you export your estimates to QuickBooks Pro for actual job costing. A 60-minute interactive video teaches you how to use this CD-ROM to estimate construction costs. And to top it off, to help you create professional-looking estimates, the disk includes over 40 construction estimating and bidding forms in a format that's perfect for nearly any *Windows*[™] word processing or spreadsheet program. **CD Estimator is \$108.50**

Plumber's Handbook Revised

This new edition shows what will and won't pass inspection in drainage, vent, and waste piping, septic tanks, water supply, graywater recycling systems, pools and spas, fire protection, and gas piping systems. All tables, standards, and specifications are completely up-to-date with recent plumbing code changes. Covers common layouts for residential work, how to size piping, select and hang fixtures, practical recommendations, and trade tips. It's the approved reference for the plumber contractor's exam in many states. Includes an extensive set of multiple-choice questions after each chapter, with answers and explanations in the back of the book, along with a complete sample plumber's exam.

352 pages, 8½ x 11, \$41.50

Building Code Compliance for Contractors & Inspectors

Have you ever failed a construction inspection? Have you ever dealt with an inspector who has his own interpretation of the Code and forces you to comply with it? This new book explains what it takes to pass inspections under the 2009 *International Residential Code*. It includes a Code checklist — with explanations and the Code section number — for every trade, covering some of the most common reasons why inspectors reject residential work. The author uses his 30 years' experience as a building code official to provide you with little-known information on what code officials look for during inspections. **232 pages, 8½ x 11, \$32.50**

Plumber's Exam Preparation Guide

Hundreds of questions and answers to help you pass the apprentice, journeyman, or master plumber's exam. Questions are in the style of the actual exam. Gives answers for both the Standard and Uniform plumbing codes. Includes tips on studying for the exam and the best way to prepare yourself for examination day. **320 pages, 8½ x 11, \$34.00**

Buy similar Craftsman Book Co. titles here: <https://www.Craftsman-Book.com>

Planning Drain, Waste & Vent Systems

How to design plumbing systems in residential, commercial, and industrial buildings. Covers designing systems that meet code requirements for homes, commercial buildings, private sewage disposal systems, and even mobile home parks. Includes relevant code sections and many illustrations to guide you through what the code requires in designing drainage, waste, and vent systems. **202 pages, 8½ x 11, \$29.95**

National Construction Estimator

Current building costs for residential, commercial, and industrial construction. Estimated prices for every common building material. Provides manhours, recommended crew, and gives the labor cost for installation. Includes a CD-ROM with an electronic version of the book with *National Estimator*, a stand-alone *Windows*[™] estimating program, plus an interactive multimedia video that shows how to use the disk to compile construction cost estimates. **672 pages, 8½ x 11, \$72.50. Revised annually**

Contractor's Guide to the Plumbing Code

This new publication by ICBO explains the 2003 *International Plumbing Code* in plain English. It's filled with illustrations and figures to help contractors meet code on all plumbing work. Covers history of the code, conventional DWV systems, cost factors that may affect plumbing design and much more. **112 pages, 8½ x 11, \$26.25**

Contractor's Guide to QuickBooks 2012

QuickBooks 2012 has many new features that simplify a building contractor's bookkeeping work. You'll wonder how you managed without them. To help you make the most of these new features, or to make getting set up with *QuickBooks* almost painless, this user-friendly manual walks you through *QuickBooks*' detailed setup procedure and explains step-by-step how to create a first-rate accounting system. You'll learn in days, rather than weeks, how to use *QuickBooks* to get your contracting business organized, with simple, fast accounting procedures. But setting up *QuickBooks* from scratch can be time-consuming. On the free download included with purchase of the book you'll find a *QuickBooks* file preconfigured for a construction company. Open it, enter your company's data, add info on your suppliers, subs and customers, and you're up and running. The setup's done for you. **288 pages, 8½ x 11, \$58.50**

See checklist for other available editions.

Code Check Plumbing & Mechanical, 4th Edition

Save time, money, and potential delays for code violations. Code Check Plumbing & Mechanical is an essential reference guide, providing reliable information on up-to-date residential plumbing and mechanical codes. This handy guide, cross-referenced to the current International Residential Code, Uniform Plumbing Code, and Uniform Mechanical Code, provides answers to hundreds of commonly-asked plumbing questions. This spiral-bound book, in easy-to-use flip chart format, and with durable laminated pages, easily withstands abuse on the jobsite. It's specifically designed for quick on-site reference, and summarizes national code specifications. It includes 116 drawings and 45 tables to answer questions on the plumbing code in force anywhere in the U.S. **49 pages, 8½ x 11, \$24.95**

Plumbing & HVAC Manhour Estimates

Hundreds of tested and proven manhours for installing just about any plumbing and HVAC component you're likely to use in residential, commercial, and industrial work. You'll find manhours for installing piping systems, specialties, fixtures and accessories, ducting systems, and HVAC equipment. If you estimate the price of plumbing, you shouldn't be without the reliable, proven manhours in this unique book. **224 pages, 5½ x 8½, \$28.25**

Construction Forms for Contractors

This practical guide contains 78 practical forms, letters and checklists, guaranteed to help you streamline your office, organize your jobsites, gather and organize records and documents, keep a handle on your subs, reduce estimating errors, administer change orders and lien issues, monitor crew productivity, track your equipment use, and more. Includes accounting forms, change order forms, forms for customers, estimating forms, field work forms, HR forms, lien forms, office forms, bids and proposals, subcontracts, and more. All are also on the CD-ROM included, in Excel spreadsheets, as formatted Rich Text that you can fill out on your computer, and as PDFs. **360 pages, 8½ x 11, \$48.50**

Residential Construction Performance Guidelines, 4th Ed.

Created and reviewed by more than 300 builders and remodelers, this guide gives cut-and-dried construction standards that should apply to new construction and remodeling. It defines corrective action necessary to bring all construction up to standards. Standards are listed for sitework, foundations, interior concrete slabs, basement and crawl spaces for block walls and poured walls, wood-floor framing, beams, columns and posts, plywood and joists, walls, wall insulation, windows, doors, exterior finishes and trim, roofs, roof sheathing, roof installation and leaks, plumbing, sanitary and sewer systems, electrical, interior climate control, HVAC systems, cabinets and countertops, floor finishes and more. Published by NAHB Remodelers Council. **120 pages, 6½ x 8½, \$44.95**

Estimating Home Building Costs, Revised

Estimate every phase of residential construction from site costs to the profit margin you include in your bid. Shows how to keep track of man hours and make accurate labor cost estimates for site clearing and excavation, footings, foundations, framing and sheathing finishes, electrical, plumbing, and more. Provides and explains sample cost estimate worksheets with complete instructions for each job phase. This practical guide to estimating home construction costs has been updated with digital Excel estimating forms and worksheets that ensure accurate and complete estimates for your residential projects. Enter your project information on the worksheets and Excel automatically totals each material and labor cost from every stage of construction to a final cost estimate worksheet. Load the enclosed CD-ROM into your computer and create your own estimate as you follow along with the step-by-step techniques in this book. **336 pages, 8½ x 11, \$38.00**

Pipe & Excavation Contracting Revised

This popular manual has been updated and improved to bring it more current with modern earthmoving and trenching equipment, refined excavation techniques, stricter safety rules, and improved materials. Shows how to read plans and compute quantities for both trench and surface excavation, figure crew and equipment productivity rates, estimate unit costs, bid the work, and get the bonds you need. Learn how to choose the right equipment for each job, use GPS, how to lay all types of water and sewer pipe, work on steep slopes or in high groundwater, efficiently remove asphalt and rock, and the various pipe, joints and fittings now available. Explains how to switch your business to excavation work when you don't have pipe contracts, and how to avoid the pitfalls that can wipe out your profits on any job. **328 pages, 8½ x 11, \$35.00**

Insurance Restoration Contracting: Startup to Success

Insurance restoration – the repair of buildings damaged by water, fire, smoke, storms, vandalism and other disasters – is an exciting field of construction that provides lucrative work that's immune to economic downturns. And, with insurance companies funding the repairs, your payment is virtually guaranteed. But this type of work requires special knowledge and equipment, and that's what you'll learn about in this book. It covers fire repairs and smoke damage, water losses and specialized drying methods, mold remediation, content restoration, even damage to mobile and manufactured homes. You'll also find information on equipment needs, training classes, estimating books and software, and how restoration leads to lucrative remodeling jobs. It covers all you need to know to start and succeed as the restoration contractor that both homeowners and insurance companies call on first for the best jobs. **640 pages, 8½ x 11, \$69.00**

Journeyman Electrician's Preparation & Study Guide

This is not only a great study guide filled with sample electrician's exam questions – it teaches you how to quickly turn to the code section that answers the questions. Most electrician's exams give you about 2 minutes per question – not enough time to browse through 800 pages of fine print looking for each answer. This manual, based on the 2008 and 2011 *NEC* editions, explains how the Code is organized, so you understand where the information you need is located. Then it shows how to rearrange and tab your copy of the Code to streamline your search efforts. Next, you learn a step-by-step search procedure, in which you're shown how to analyze the question to determine its subject, know where to look in the index, find the exact article, then turn right to the Code section that answers your question. **96 pages, 8½ x 11, \$34.00**

Contractor's Guide to the Building Code

Explains in plain, simple English just what the 2006 *International Building Code* and *International Residential Code* require. Building codes are elaborate laws, designed for enforcement; they're not written to be helpful how-to instructions for builders. Here you'll find down-to-earth, easy-to-understand descriptions, helpful illustrations, and code tables that you can use to design and build residential and light commercial buildings that pass inspection the first time. Written by a former building inspector, it tells what works with the inspector to allow cost-saving methods, and warns what common building shortcuts are likely to get cited. Filled with the tables and illustrations from the *IBC* and *IRC* you're most likely to need, fully explained, with examples to guide you. Includes a CD-ROM with the entire book in PDF format, with an easy search feature. **406 pages, 8½ x 11, \$66.75**



Craftsman Book Company
6058 Corte del Cedro
P.O. Box 6500
Carlsbad, CA 92018

☎ 24 hour order line
1-800-829-8123
Fax (760) 438-0398

Name _____

e-mail address (for order tracking and special offers) _____

Company _____

Address _____

City/State/Zip _____ This is a residence

Total enclosed _____ (In California add 7.25% tax)

We pay shipping when your check covers your order in full.

Download free construction contracts legal for your state at: www.construction-contract.net

10-Day Money Back Guarantee

In A Hurry?

We accept phone orders charged to your

Visa, MasterCard, Discover or American Express

Card# _____

Exp. date _____ Initials _____

Tax Deductible: Treasury regulations make these references tax deductible when used in your work. Save the canceled check or charge card statement as your receipt.

Order online: www.craftsman-book.com

Free on the Internet! Download any of Craftsman's estimating databases for a 30-day free trial! www.craftsman-book.com/downloads

Prices subject to change without notice

- 36.00 Basic Plumbing with Illustrations, Revised
- 32.50 Building Code Compliance for Contractors & Inspectors
- 108.50 CD Estimator
- 24.95 Code Check Plumbing & Mechanical, 4th Edition
- 48.50 Construction Forms for Contractors
- 58.50 Contractor's Guide to *QuickBooks* 2012
- 57.00 Contractor's Guide to *QuickBooks Pro* 2010
- 56.50 Contractor's Guide to *QuickBooks Pro* 2009
- 54.75 Contractor's Guide to *QuickBooks Pro* 2008
- 53.00 Contractor's Guide to *QuickBooks Pro* 2007
- 49.75 Contractor's Guide to *QuickBooks Pro* 2005
- 48.50 Contractor's Guide to *QuickBooks Pro* 2004
- 66.75 Contractor's Guide to the Building Code

- 26.25 Contractor's Guide to the Plumbing Code
- 38.00 Estimating Home Building Costs, Revised
- 69.00 Insurance Restoration Contracting: Startup to Success
- 34.00 Journeyman Electrician's Preparation & Study Guide
- 72.50 National Construction Estimator w/FREE *Natl Estimator* on a CD
- 35.00 Pipe & Excavation Contracting
- 29.95 Planning Drain, Waste & Vent Systems
- 34.00 Plumber's Exam Preparation Guide
- 41.50 Plumber's Handbook Revised
- 28.25 Plumbing & HVAC Manhour Estimates
- 44.95 Residential Construction Performance Guidelines, 4th Ed.
- 73.25 National Plumbing & HVAC Estimator w/FREE *Natl Estimator* on a CD
- FREE Full Color Catalog