



A.C.E.  THOR  
MOTOR COACH




A.C.E.

CLASS A & CLASS C EVOLUTION









27.1 / HAZELNUT DECOR / VINTAGE MAPLE WOOD




29.2 / HAZELNUT DECOR / VINTAGE MAPLE WOOD

## ACE ADVEN-TURA

IT STARTED WITH A SIMPLE CONCEPT...  
REVOLUTIONIZE THE MOTORHOME  
MARKET BY CREATING A COACH WITH  
THE BEST OF A CLASS A AND THE BEST  
OF A CLASS C. THE FEATURES THAT MAKE  
THE ACE SO POPULAR, HAVE ALSO MADE  
IT THE UNDISPUTED LEADER IN THE GAS  
MOTORHOME MARKET. SEE WHY SO MANY  
PEOPLE CALL THE ACE HOME AND START  
AN ADVENTURE OF YOUR OWN.



CONVERSATION MIRROR



MUDROOM



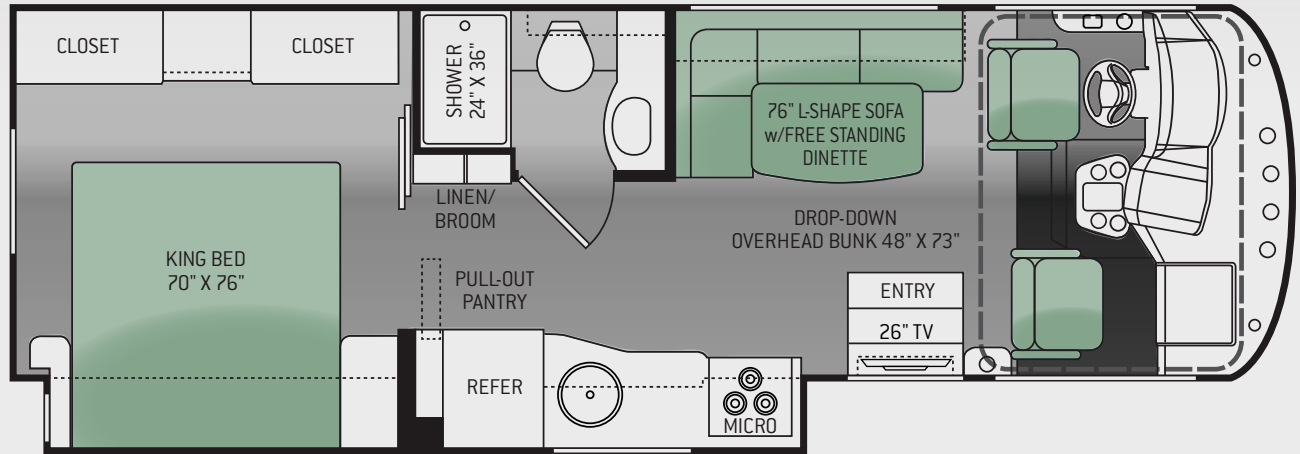
KIBBLE PET DISH



SPECIFICATIONS

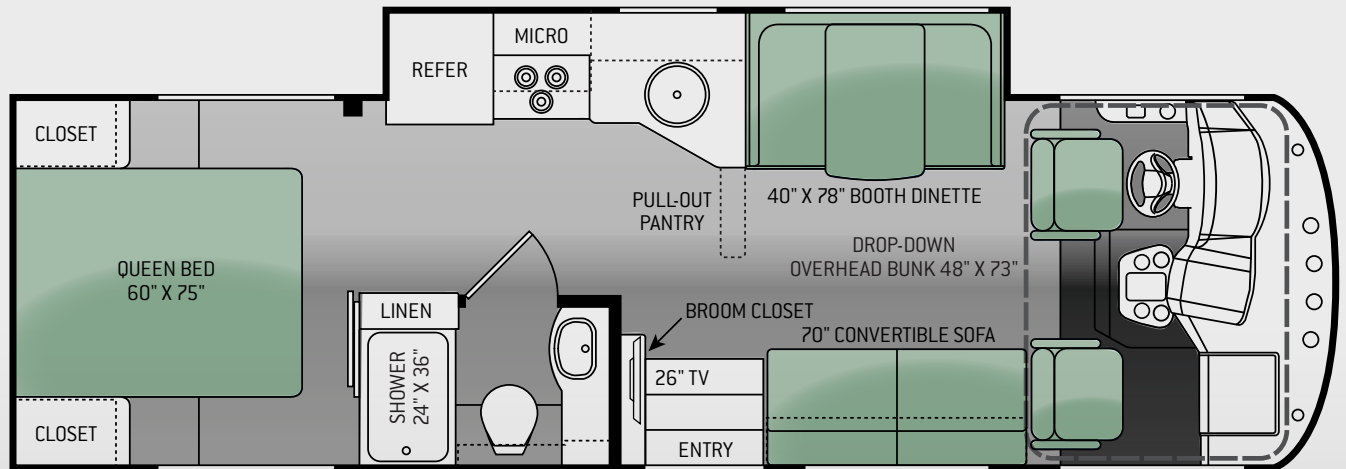
ACE 27.1

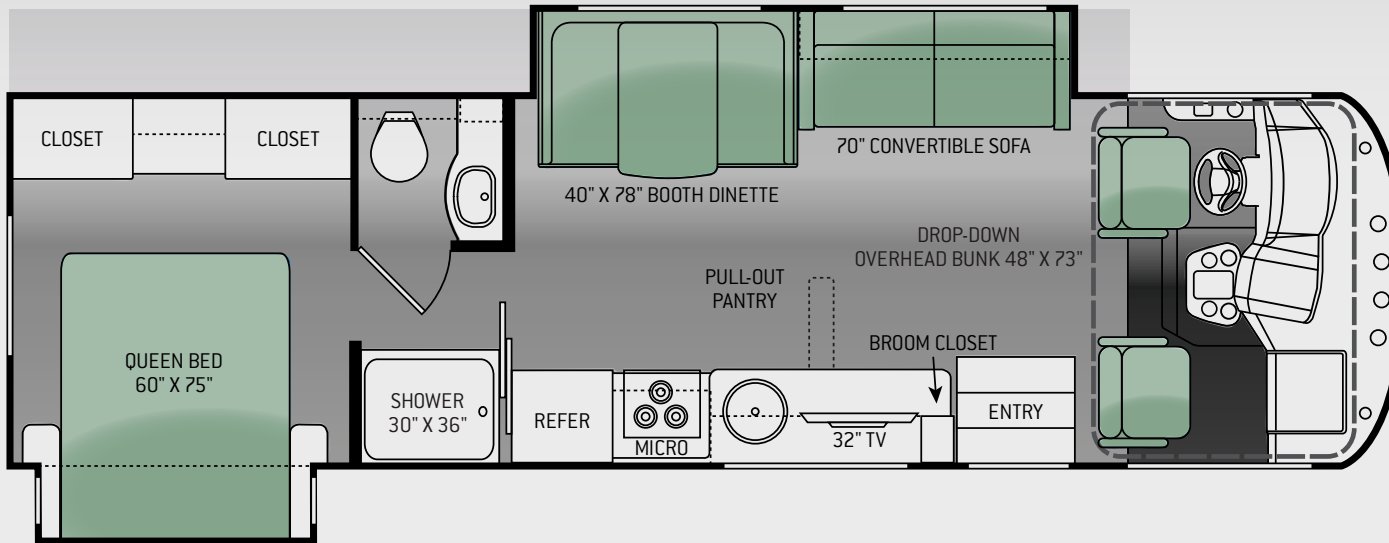
Chassis	Ford
Gross Vehicle (GVWR)	16,000
Gross Combined (GCWR)	23,000
Wheel Base	178"
Exterior Length (w/o ladder)	287"
Exterior Height (w/ AC)	11' 11"
Exterior Width (w/o mirrors)	99"
Interior Height	84"
Awning Size	14'
Fuel (gallons)	80
LPG (pounds)	88
Fresh/Waste/Grey Water (gal)	50/44/29
Water Heater (gallons)	6
Furnace (BTUs)	34,000
Exterior Storage Capacity (cu. ft.)	80



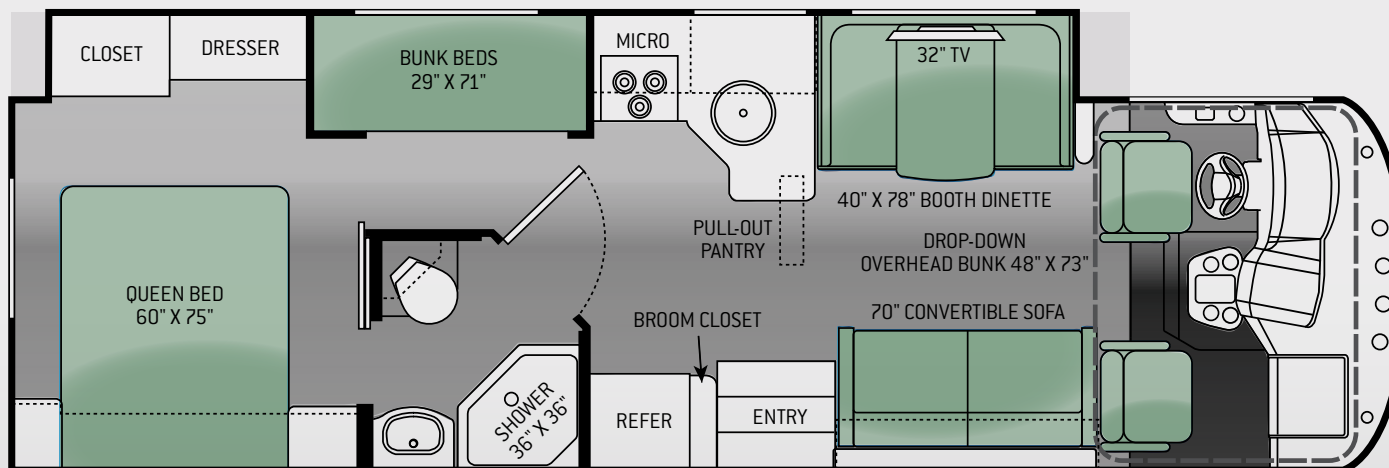
ACE 29.2

Chassis	Ford
Gross Vehicle (GVWR)	16,000
Gross Combined (GCWR)	23,000
Wheel Base	190"
Exterior Length (w/o ladder)	297"
Exterior Height (w/ AC)	11' 11"
Exterior Width (w/o mirrors)	99"
Interior Height	84"
Awning Size	14'
Fuel (gallons)	80
LPG (pounds)	88
Fresh/Waste/Grey Water (gal)	50/44/24.5
Water Heater (gallons)	6
Furnace (BTUs)	34,000
Exterior Storage Capacity (cu. ft.)	122.6





ACE 30.1	
Chassis	Ford
Gross Vehicle (GVWR)	18,000
Gross Combined (GCWR)	23,000
Wheel Base	190"
Exterior Length (w/o ladder)	30'10"
Exterior Height (w/ AC)	11' 11"
Exterior Width (w/o mirrors)	99"
Interior Height	84"
Awning Size	14'
Fuel (gallons)	80
LPG (pounds)	88
Fresh/Waste/Grey Water (gal)	50/44/24.5
Water Heater (gallons)	6
Furnace (BTUs)	34,000
Exterior Storage Capacity (cu. ft.)	68



ACE 30.2	
Chassis	Ford
Gross Vehicle (GVWR)	18,000
Gross Combined (GCWR)	23,000
Wheel Base	190"
Exterior Length (w/o ladder)	31' 4"
Exterior Height (w/ AC)	11' 11"
Exterior Width (w/o mirrors)	99"
Interior Height	84"
Awning Size	14'
Fuel (gallons)	80
LPG (pounds)	88
Fresh/Waste/Grey Water (gal)	50/40/28
Water Heater (gallons)	6
Furnace (BTUs)	34,000
Exterior Storage Capacity (cu. ft.)	95



# EXTERIOR GRAPHIC CHOICES



AUTUMN SLATE



TRAVERTINE



CASCADE HD-MAX™




LUCKY PENNY HD-MAX™



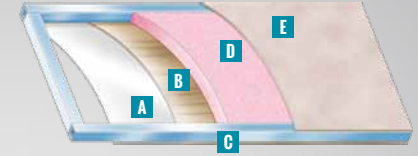
## ROOF

- A One-piece exterior TPO membrane
- B Luan panels
- C Aluminum structure with bowed framing
- D Block foam insulation
- E Interior décor panel with reflective vinyl covering



## FLOOR

- A Residential vinyl flooring or carpet
- B OSB structure wood base
- C Structural steel framing
- D Block foam insulation
- E Luan with woven plastic exterior finish





## SIDEWALLS

- A High-gloss or gel-coat fiberglass
- B Luan panels
- C Aluminum structure with framing at all opening
- D Block Foam insulation
- E Interior panel with designer wall covering

All roof, wall and floor structures are vacuum bond laminated. This process ensures constant and consistent glue coverage over all layers of the structure. This time sensitive process is necessary to provide stronger and more secure motorhomes with increased longevity.

# INTERIOR DECOR

Luxurious fabrics are blended together to create an exquisite color combination. The patterns and designs work together to provide a comfortable and relaxing interior setting.



# WOOD CHOICES

Stunning, handcrafted wood cabinet doors are made with quality craftsmanship and care.



OLYMPIC CHERRY



VINTAGE MAPLE

## IT STARTS WITH A SOLID FOUNDATION



### **A** TRITON V-10 ENGINE

An engine with a proven track record and low-hassle maintenance history. Extremely smooth running with a commanding 362-HP/457 ft lbs of torque.

### **B** POWER 4-WHEEL DISC ANTI-LOCK BRAKES

Maintains brake balance in heavy use and a varying road conditions. Reduces wheel lock up & maintain superior steering control.

### **C** BILSTEIN SHOCKS

Long lasting, rugged shocks provide greater stability, with better road handling.

### **D** TORQSHIFT 5 SPEED AUTOMATIC TRANSMISSION

Provides crisp, firm and quick shifting without sacrificing driver comfort.

### **E** LIMITED WARRANTY

The Ford Motorhome Chassis has a Bumper-to-Bumper limited warranty for 3 years or 36,000 miles and a Powertrain limited warranty for 5 years or 60,000 miles, whichever occurs first.

# STANDARD FEATURES & OPTIONS

## CONSTRUCTION & EXTERIOR

- One-Piece Fiberglass Cap with Integrated Sun Visor
- HD-Max™ Exterior with Graphics Package
- Fully Automatic Hydraulic Leveling Jacks
- Rear Mega Storage Compartment
- Roto-Cast Storage Compartments
- Multi-Purpose Tie-Down
- Electric Patio Awning
- Black Framed Radius Corner Slider Windows
- Rubber Tread Entry Steps with Utility Storage & Mud Room Compartment
- Automatic Single Electric Entry Step
- Outside Shower
- Roof Ladder
- Birdseye Window

## CONSTRUCTION & EXTERIOR OPTIONS

- Full Body Paint Package

## AUTOMOTIVE & COCKPIT

- Touch Screen Dash Radio with CD Player & Back-up Monitor with Camera
- Heated/Remote Exterior Mirrors with Integrated Side View Cameras

- Dash Mounted Computer Workstation (Includes 110-volt & 12-volt Outlets)
- Windshield Privacy Shade
- Reclining/Swivel Captain's Chairs
- Stow-away Table between Captain's Chairs
- Deluxe Exterior Mirrors
- 19.5" Tires
- Stainless Steel Wheel Liners/Valve Stem Extenders on Rear Tires
- 5,000 lbs Trailer Hitch
- Driver's Conversation Mirror

## INTERIOR

- 84" Interior Ceiling Height
- Residential Linoleum
- 13,500 BTU Roof Air Conditioner
- Olympic Cherry Cabinetry or Vintage Maple Cabinetry
- Hardware with Nickel Silver Finish
- Leatherette Convertible Sofa (29.2, 30.1 & 30.2)
- Leatherette Convertible L-Shape Sofa with Free Standing Dinette Table (27.1)
- Wrap Around Leatherette Booth Dinette (29.2, 30.1 & 30.2)
- Electric Hide Away Overhead Front Bunk
- Night Shades
- Kibble Station (Select Floor Plans)

## INTERIOR OPTIONS

- 15,000 BTU Roof Air Conditioner
- 12-volt Attic Fan in Living Area

## KITCHEN

- Double-Door Refrigerator
- 3-Burner High-Output Gas Cooktop with Oven
- Microwave Oven
- Laminate Countertops
- Oversized Bowl Sink with Single Lever Gooseneck Faucet
- Pull-Out Pantry
- Coat/Broom Closet with Hanging Hooks
- Waste & Recycling Containers
- Ball Bearing Drawer Guides

## ENTERTAINMENT

- 26" Television in Living Area (27.1, 29.2 & 30.2)
- 32" Television in Living Area (30.1 only)
- Satellite & Cable Television Prep

## ENTERTAINMENT OPTIONS

- 19" Television with DVD Player in Bedroom
- Exterior 32" Television
- Dual 13" Televisions in Bunk Beds (30.2 only)

## BEDROOM & BATHROOM

- Queen Size Denver Mattress Weekender (29.2, 30.1 & 30.2)
- King Size Denver Mattress Weekender (27.1)
- Linen Closets in the Hallway & Bathroom (27.1 & 29.2)
- Linen Closet in Bathroom (30.1 Only)
- Pull-Out Drawer with FDA Approved Pet Bowl Liner
- Wardrobe in Bedroom
- Foot Flush Porcelain Toilet
- Shower with Micro Anti-Bacterial Shower Curtain
- Shower with Glass Door (30.2 only)

## BEDROOM & BATHROOM OPTIONS

- 12-volt Attic Fan in Bedroom

## SAFETY & CONVENIENCE

- Entry Door with Deadbolt Lock
- Systems Control Center
- Smoke, LPG & Carbon Monoxide Detectors
- Fire Extinguisher
- Valve Stem Extenders

## ELECTRICAL & PLUMBING

- Onan RV QG 4000 Gas Generator
- Battery Disconnect Switch
- Emergency Start Switch
- 30-amp Service with Marine-Type Detachable Power Cord
- "Below-Floor" Mounted 6-gallon Gas/Electric Water Heater (N/A 30.2)
- "Below-Floor" Mounted 34,000 BTU LP Furnace (N/A on 30.2)
- "Above-Floor" Mounted 6-gallon Gas/Electric Water Heater (30.2 only)
- "Above-Floor" Mounted 34,000 BTU LP Furnace (30.2 only)
- Water Heater Bypass System
- Heated & Enclosed Holding Tanks

## ELECTRICAL & PLUMBING OPTIONS

- Second Auxiliary Battery



P.O. BOX 1486 • ELKHART, IN 46515 • CUSTOMER SERVICE: 800-860-3812 • SALES DEPARTMENT: 800-860-5658 • [ACEMOTORHOME.COM](http://ACEMOTORHOME.COM)

COPYRIGHT THOR MOTOR COACH, INC. © 2013

