

2014 Arizona Football Media Guide

Quick Facts

The University of Arizona	Tucson, Ariz. 85721
President	Ann Weaver Hart
Director of Athletics	Greg Byrne
Faculty Representative	Jory Hancock
Enrollment	40,200
Athletic Ticket Office	520-621-2287; 800-452-2287
Athletics Web Site	ArizonaWildcats.com
University Web Site	Arizona.edu

This material was prepared to assist writers and broadcasters in coverage of Arizona football during the 2014 season. Photography by Luke Adams, J&L Photo. Front and back cover design by Dan Heck, Arizona Athletics Marketing. The University of Arizona is an Equal Opportunity institution committed to a policy of affirmative action. Compiled by Molly O'Mara, Blair Willis and Sean Collins of the Arizona Athletics Communication Services office.

Contents

Table of Contents, General Information	1-2
2014 Football Outlook	3-4
2014 Rosters	5-7
Head Coach Rich Rodriguez	8
Coordinators, Assistant Coaches, Support Staff	9-16
Players	17-28
2013 Season in Review, Statistics	29-45
2014 Series Records	46-47
Arizona vs. All-Time Opponents	48-49
Year-by-Year Coaching Records, All-Time Assistants	49-51
Year-by-Year Results	52-58
Arizona on Television	58-59
Arizona in the NFL	60-62
Honors and Awards	63-69
All-Time Lettermen	70-75
Records	76-92
Bowl Game History	93-95
Arizona Stadium	96
Pac-12 Conference, 2014-15 Bowls	97-99
Arizona Sports Hall of Fame	100

Football Coaches/Staff Directory

Rich Rodriguez	Head Coach, Third Year (16-10)
Calvin Magee	Assoc. Head Coach/Co-Offensive Coordinator/ Running Backs, Third Year
Rod Smith	Co-Offensive Coordinator/Quarterbacks, Third Year
Jeff Casteel	Defensive Coordinator/Linebackers, Third Year
Matt Caponi	Asst. Coach/Safeties, Second Year
Tony Dews	Asst. Coach/Receivers, Third Year
Bill Kirelawich	Asst. Coach/Defensive Line, Third Year
David Lockwood	Asst. Coach/Cornerbacks, Third Year
Jim Michalczik	Asst. Coach/Offensive Line, Second Year
Charlie Ragle	Asst. Coach/Tight Ends, Second Year
Matt Dudek	Director of On-Campus Recruiting and Player Personnel, Third Year
Mike Parrish	Asst. A.D./Director of Operations, Third Year
Billy Kirelawich	Asst. Director of Operations, Third Year
Jahmile Addae	Operations Coordinator, Second Year
Andrew Warsaw	Operations Coordinator, Second Year
Chris Allen	Assoc. A.D./Director Strength and Conditioning, Third Year
Parker Whiteman	Director of Skill Development, Third Year
Vincent Amey	Asst. Strength and Conditioning Coach, Third Year
Brett Gerch	Asst. Strength and Conditioning Coach, First Year
Ovid Goulbourne	Asst. Strength and Conditioning Coach, Third Year
Mike DiAngelo	Defensive Graduate Assistant, Second Year
Casey Vance	Defensive Graduate Assistant, Second Year
Cory Zirbel	Offensive Graduate Assistant, Third Year
Miguel Reveles	Intern, Second Year
Wendell Neal	Assoc. A.D./Equipment Operations
Michael Barnett	Equipment Operations
Tom Boesel	Equipment Operations
Tim Cummins	Video Coordinator
Brian Riden	Asst. Video Coordinator
Randy Cohen	Assoc. AD/C.A.T.S. Medical Services
Jenny Allen	Assoc. Athletic Trainer/Physical Therapist
Lanny Bradford	Assoc. Athletic Trainer
Dale Rudd	Assoc. Athletic Trainer
Kent Bultemeir	Asst. Athletic Trainer
Brian Crouser	Intern Athletic Trainer
Melissa Melendez	Administrative Associate to Rodriguez
Ana Verdin	Administrative Associate for Recruiting
Krisanne Ryther	Administrative Associate for Operations
Erica Hirsch	Administrative Assistant for Operations
Andy Salgado	C.A.T.S. Senior Academic Counselor
Marisol Quiroz	C.A.T.S. Asst. Director/Learning Specialist
David Corsi	C.A.T.S. Learning Specialist
Molly O'Mara	Assoc. Director/Communication Services
Blair Willis	Asst. Director/Communication Services

2014 Arizona Football Schedule

Date	Opponent	Time, TV
Aug. 29	UNLV	7:30 p.m., ESPN
Sept. 4	at UTSA	5 p.m., FOX Sports 1
Sept. 13	Nevada	8 p.m., Pac-12 Networks
Sept. 20	California*	TBA
Oct. 2	at Oregon*	7:30 p.m., ESPN
Oct. 11	USC*	TBA
Oct. 25	at Washington State*	TBA
Nov. 1	at UCLA*	TBA
Nov. 8	Colorado*	TBA
Nov. 15	Washington*	TBA
Nov. 22	at Utah*	TBA
Nov. 28	Arizona State*	1:30 p.m., FOX

All times local to site.

*Pac-12 game

Compiled as of Sept. 5, 2014. Visit ArizonaWildcats.com for the most up-to-date version of the 2014 media guide.

2014 Arizona Football Media Guide

Communication Services

Director	Jeremy Sharpe
Associate Director	Molly O'Mara (Primary Football, WGLF) O: (520) 621-4283 C: (520) 444-1068 E: momara@arizona.edu
Associate Director	Cory Walton (MBB, MGLF)
Assistant Director	Blair Willis (Secondary Football, BA) O: (520) 621-0914 C: (520) 419-2979 E: bmw23@arizona.edu
Assistant Director	Susie Epp (WBB, WTN)
Assistant	Ryan Dunn (VB, S&D, SVB) (520) 621-4163
Office Phone	(520) 621-2681
Office Fax	(520) 621-9393
Arizona Stadium Press Box	
Mailing Address	McKale Center, Room 106 University of Arizona 1 National Championship Dr. Tucson AZ 85721-0096

Pac-12 Networks

Headquartered in San Francisco's SOMA district, Pac-12 Networks is the new content and multiplatform media company of the Pac-12 Conference, a leader in collegiate athletics that is made up of 12 of the most prestigious universities in the world.

Pac-12 Networks was created in 2011 to develop and launch one national and six regional full-time native HD linear networks available to video programming operators, as well as a network of digital properties dedicated solely to the Pac-12. The linear networks televise hundreds of live sporting events annually and provide 24/7 access to Pac-12 teams and universities.

The Pac-12 digital platform includes Pac-12.com, the official athletic websites of member universities, mobile applications, social media and other innovative digital initiatives across the company.

As part of the Conference's globalization initiative, Pac-12 Networks plans to extend Pac-12 programming to international audiences, especially in the Pacific Rim, where the Conference already enjoys wide recognition for the quality of its athletic competition and for the prestige of its member universities' academic and research programs.

Wholly owned by the 12 member institutions of the Pac-12 Conference, Pac-12 Networks is committed to diversity and gender equality in the workplace. We encourage applications from women and people of diverse ethnic, racial and cultural backgrounds. Pac-12 Networks is proud to be an Equal Opportunity Employer.

Arizona On Air

IMG, with Cumulus Broadcasting Company, uses KCUB 1290AM in Tucson as the flagship station for originating radio broadcasts, augmented by KCUB's 100,000-watt sister FM station, KHYT 107.5FM, in Southern Arizona. Additionally, IMG partnered with Lotus' KTKT 990AM ESPN Deportes in 2007 to originate Spanish-language radio broadcasts for select football, men's basketball, women's basketball, baseball and softball games.

Arizona's director of broadcasting, Brian Jeffries has served as the voice of the Wildcats in game broadcasts of UA football, basketball and baseball since Arizona's 1986 Aloha Bowl football appearance. During the 2004 season, former UA running back Lamont Lovett began his color analyst career on the football broadcasts.

Media Policies and Procedures

Media Information

Molly O'Mara and Blair Willis of Arizona Athletics Communication Services will assist media throughout the season in its coverage of Arizona football including issuing a weekly news release, daily news items, home game statistical packages, administering news conferences, practice and press box operations, credentialing and road-game access, among other services. Any questions about media policies should be directed to Associate Director of Communication Services Molly O'Mara at momara@arizona.edu or (520) 621-4283.

Practice

Coverage of football practice stipulates consent with restrictions on reporting formations, strategies, special personnel shifts or injuries without prior questions directed to and answered by head coach Rich Rodriguez.

Credentials

Credentials will be issued to professional members of media outlets that regularly cover Arizona Athletics and to regional, national or visiting professional journalists. Internet entities may or may not qualify for credentials and will be considered on a case-by-case basis.

Usage

Usage of imagery, audio and video taken at Arizona Athletics events is restricted to editorial purposes; these guidelines are covered in materials issued to reporters, editors and photographers upon receipt of credentials and/or access. They include guidelines on live Internet reporting, notably live description of statistical and/or play-by-play and uses of visual imagery, rules strengthened for televised games.

Facilities Access for Media

The team locker room, sports medicine center and strength and conditioning center are off limits to media unless special arrangements have been made through Molly O'Mara.

Arizona Football Media

Arizona Daily Star	(520) 573-4145/azstarnet.com Ryan Finley, sports editor, rfinley@azstarnet.com Daniel Berk, football beat, dberk@azstarnet.com Greg Hansen, columnist, ghansen@azstarnet.com Jon Gold, Pac-12 football beat, jgold@azstarnet.com
Arizona Daily Wildcat	(520) 621-7581/wildcat.arizona.edu sports@wildcat.arizona.edu
Associated Press, Phoenix	(602) 258-8934 Bob Baum, rbaum@ap.org John Marshall, jmarshall@ap.org
Arizona Republic, Phoenix	(602) 444-8222/azcentral.com Doug Haller, football beat, doug.haller@arizonarepublic.com
KGUN-TV, Tucson	(520) 290-7730/kgun9.com Jason Barr, Sports Director
KOLD-TV, Tucson	(520) 744-6397/kold.com Damien Alameda, Sports Director
KVOA-TV, Tucson	(520) 884-4641/kvoa.com Paul Cicala, Sports Director
FOX Sports Arizona	(602) 257-9500/foxsportsarizona.com Steve Rivera, Staff Writer (520) 661-5302, steve.rivera95@gmail.com

2014 Arizona Football Media Guide

2014 Outlook

Conference	Pac-12
Southern Division	Arizona, ASU, Colorado, UCLA, USC, Utah
Northern Division	California, Oregon, Oregon State, Stanford, Washington, Washington State
Nickname	Wildcats
Colors	Cardinal and Navy (PMS 200 and 281)
Stadium (Capacity), Field	Arizona Stadium (56,029), FieldTurf
Returning Lettermen	45
Head Coach	Rich Rodriguez, Third Year (16-10)
Offensive Formation	Multiple Spread
Defensive Formation	3-3-5



The Rich Rodriguez era continues in 2014 when the Wildcats look to build on their 16-10 record and back-to-back bowl wins in his first two seasons at the helm of the program. An innovator of the hurry up, no huddle, spread offense, Rodriguez and his staff have assembled a squad for 2014 that looks to carry on the excitement and culture that has been in the works for the past 24 months. This season looks to be a stepping stone towards building a concrete and complete program here in the Old Pueblo.

OFFENSE

The Wildcats' offense, stout and dangerous in 2012 and 2013, will have a different look to it in 2014. Charged with replacing quarterback B.J. Denker and all-time leading rusher Ka'Deem Carey, Rodriguez will look to position groups that have virtually no in-game experience. A solid summer of conditioning and skill development, coupled with a strong showing in fall camp, will hopefully produce two players ready and able to take over at critical skill positions.

At quarterback, the Wildcats repped 7-8 players during spring ball and will look to narrow that down to four for fall camp. In the mix are Texas-transfer sophomore Connor Brewer, JUCO-transfer junior Jerrard Randall, senior Jesse Scroggins (USC/El Camino College) and redshirt freshman Anu Solomon.

Luckily for whoever is named starting signal caller, the 2014 receiving corps is ready and willing. A familiar face is back in the fold in senior receiver Austin Hill. He missed 2013 with a knee injury but is back for 2014 with a chip on his shoulder and something to prove. Two years ago, he totaled 81 catches for 1,364 yards and 11 touchdowns to lead the Wildcat receivers while ranking No. 2 in the Pac-12 in total receiving yards (1,364) and yards per game (104.9).

Hill will lead a group of receivers that most consider the best in the country. He's joined by a pair of sophomore transfers, Cayleb Jones (Texas) and DaVonte' Neal (Notre Dame), who will add instant depth at the position. The trio is joined by junior David Richards and sophomores Trey Griffey, Nate Phillips and Samajie Grant.

In 2013, Phillips was a FWA All-American and All-Pac-12 Honorable Mention. He hauled in 51 receptions for 696 yards and seven touchdowns to lead the squad in both categories. In the AdvoCare V100 Bowl victory over Boston College, he collected nine receptions and totaled 193 yards, the most ever by a true freshman in school history and the yardage total is 11th-most in single-game history.

Griffey also had a breakthrough performance in Shreveport. He caught two touchdowns, including the first of his career. Freshman speedster Tyrell Johnson will also add ability to the group.

Enormous shoes were left to fill when Carey declared for the NFL Draft. During spring practices, redshirt freshman Zach Green and senior Terris Jones-Grigsby took a majority of the reps at running back while junior Jared Baker was out while rehabbing a knee injury.

While the skill position personnel has yet to sort itself out, a veteran offensive line is in position to block for an offense that's averaged 458.5 (2013) and 526.2 (2012) yards per game the last two seasons. Arizona returns four of its five starters from 2013 (104 career starts total) with nine underclassmen filling out the depth chart. The group blocked for Arizona to average 264.9 rushing yards per game and allowed just 1.31 sacks per game in 2013, both figures ranked second in the Pac-12.

Mickey Baucus (left) and Fabbians Ebbele (right) have been consistent bookends for the line while Steven Gurrola, a member of the 2014 Rimington Trophy Watch List, was a consistent anchor in 2013. Look to redshirt juniors Lene Maiava and Fajtele Fafoi to fill holes and provide relief as both have in-game and starting experience.



DEFENSE

Under Jeff Casteel's direction, Arizona's total defense improved by nearly 100 yards per game (fifth-most improved defense in the country), giving up 499 yards per game in 2012 to 401.1 yards per game in 2013. The Wildcats have seen an improvement of 1.3 yards per play, 1.8 yards per pass and 0.6 yards per rush.

Depth has been a common theme for the Wildcat defense over the last two seasons. It changes some for 2014, where depth is stronger in the secondary and slightly weaker on the line. The Cats looks to replace seniors Jake Fischer, Marquis Flowers, Sione Tuihalamaka and Tevis Hood, who combined for 121 career starts.

Up front, Reggie Gilbert leads a group that has seen consistent improvement from year one to year two. He brings 21 career starts, including all 13 games in 2013. He's joined by upperclassmen Dan Pettinato and Dwight Melvin. Senior transfer Jordan Allen adds instant depth and playing experience after three seasons at LSU. Calvin Allen, Jack Banda, Luca Bruno and Parker Zellers spent their true freshman seasons working with the scout team to develop their skills and improve their nose for the ball.

2014 Arizona Football Media Guide

At linebacker, sophomore Scooby Wright will be looked upon to lead in a manner mature beyond his years. He played in all 13 games and started 12 at same linebacker in 2013 and went on to earn Freshman All-America honors by 247sports.com and second-team Freshman All-America by Athlon Sports. He was named All-Pac-12 Honorable Mention with 83 tackles to rank No. 3 among the Wildcats and No. 2 among Pac-12 freshmen.

Alongside Wright, true freshmen Jake Matthews, DeAndre' Miller and Derrick Turituri also saw quite a bit of playing time. Joined with letterwinners Keoni Bush-Loo, Hank Hobson and Sir Thomas Jackson, the Cats have contenders at linebacker.

In total, the cornerbacks and the safeties are comprised of seven seniors and four juniors, one of Arizona's deepest positions. Last season, the Wildcats had five INT returns for touchdowns, tied for most among FBS teams. UA intercepted 18 passes in 2013, its most in a single campaign since totaling 16 in 2008.

The corners are led by seniors Jonathan McKnight and Jourdon Grandon, who also takes on a free safety roll. McKnight broke up a team-leading eight passes to go with his 54 tackles. Senior Brendan Murphy and sophomore Devin Holiday also have in-game experience.



Jared Tevis

The "spurs" and "bandits" play a hybrid safety/linebacker position with seniors Tra'Mayne Bondurant and Jared Tevis, who combine for 52 career starts and 368 career tackles. Bondurant picked off four interceptions for 79 returns yards and two touchdowns in 2013.

Juniors William Parks and Anthony Lopez and sophomore Tellas Jones also saw significant playing time at the position last season. Physical and quick, Parks was named the AdvoCare V100 Bowl Defensive MVP after his 69-yard interception return for a touchdown in Arizona's 42-19 victory.

SPECIAL TEAMS

Arizona welcomes and returns some key roles on the special teams units. Drew Riggleman is back to punt while Casey Skowron and Jack Flatau will look to replace Jake Smith as place kicker.

The return game will drastically improve with the addition of the speedy receivers Neal and Johnson. Junior Johnny Jackson has also returned punts while the Wildcats saw five different players return kicks in 2013, with four of those returning this year.

Fierce special teams blockers Jones-Grigsby, T. Jones and Trevor Ermisch are back for 2014. They combined for 29 tackles last season. Senior Chase Gorham is expected to handle long snapping as Arizona looks to replace Brian Chacon for placekicking snapping.

SCHEDULE

Arizona, coming off an 8-5 record and an AdvoCare V100 Independence Bowl win in 2013, will host seven home games at Arizona Stadium and travel for five road games in 2014. The 2014 slate features seven teams that played in a bowl game during the 2013 season.

Arizona opens on Fri., Aug. 29 vs. UNLV. In 2013, the Rebels were 7-6 overall and 5-3 in Mountain West Conference play after falling to North Texas, 36-14, in the Heart of Dallas Bowl. The Wildcats travel to San Antonio, Texas to face UTSA at the Alamodome on Thurs., Sept. 4. The Roadrunners were 7-5 overall and 6-2 in Conference USA action.

Non-conference play closes hosting Nevada on Sat., Sept. 13. The WolfPack were 4-8 overall and 3-5 in MWC play in 2013. Pac-12 play begins with Arizona hosting California on Sat., Sept. 20. The Bears were 1-11 in 2013. Arizona finds its first bye week on Sat., Sept. 27.

UA will travel to play at Oregon on Thurs., Oct. 2 for its first weekday game of 2014. The Ducks were 11-2 overall in 2013 and won the Alamo Bowl. October continues for the Cats hosting USC (10-4, Las Vegas Bowl Champions in 2013) on Oct. 11 for Family Weekend.

After a bye week on Oct. 18, Arizona will travel to Washington State on Oct. 25. The Cougars finished 2013 at 6-7 and played in the New Mexico Bowl.

Arizona opens November with a game at UCLA on Nov. 1. The Bruins won the Sun Bowl and finished last season with a record of 10-3. The Wildcats will host Colorado (4-8 in 2013) on Nov. 8 for Homecoming and Washington (9-4, Fight Hunger Bowl Champions in 2013) on Nov. 15. The road trips conclude with a trip to Utah (5-7 in 2013) on Nov. 22.

The Cats close the season with the annual Territorial Cup game, hosting Arizona State on Friday, Nov. 28. The 1:30 p.m. MST kick will air nationally on FOX. Arizona will look to finish the season above .500 to compete in its sixth bowl game in the last seven years.

2014 Arizona Football Media Guide

2014 Alphabetical Roster (September 5, 2014)

No.	Name	Pos.	Ht.	Wt.	Yr.	Exp.	RS Yr.	Hometown (High School/Previous College)
31	Darius Aguirre	WR	5-8	155	Fr.	HS	-	Peoria, Ariz. (Peoria HS)
27	Jamar Allah	FS	6-1	186	Jr.	1L	-	Phoenix, Ariz. (North Canyon HS)
94	Calvin Allen	DL	6-6	266	RS-Fr.	SQ	2013	Albuquerque, N.M. (La Cueva HS)
18	Jordan Allen	DL	6-5	263	RS-Sr.	TR	2012	West Monroe, La. (West Monroe HS/LSU)
78	Jacob Alsadek	OL	6-7	298	RS-Fr.	SQ	2013	San Diego, Calif. (Torrey Pines HS)
23	Jared Baker	RB	5-8	192	RS-Jr.	2L	2011	Los Angeles, Calif. (Loyola HS)
92	Jack Banda	DL	6-3	228	RS-Fr.	SQ	2013	Grayson, Ga. (Grayson HS)
68	Mickey Baucus	OL	6-8	293	RS-Sr.	3L	2010	Mundelein, Ill. (Carmel Catholic HS)
69	Christian Boettcher	OL	6-2	283	Fr.	HS	-	Scottsdale, Ariz. (Desert Mountain HS)
21	Tra'Mayne Bondurant	S	5-10	216	Sr.	3L	-	Vallejo, Calif. (Fairfield HS)
35	Omar Boyd	RB	6-1	201	Fr.	HS	-	Charlotte, N.C. (Weddington HS)
46	Blake Brady	S	5-11	199	RS-Sr.	3L	2010	Orange, Calif. (Servite HS)
11	Connor Brewer	QB	6-2	206	RS-So.	SQ	2012	Scottsdale, Ariz. (Chaparral HS/Texas)
60	Luca Bruno	DL	6-4	264	RS-Fr.	SQ	2013	Oak Park, Calif. (Oak Park HS)
61	Cayman Bundage	OL	6-2	281	Jr.	2L	-	Oklahoma City, Okla. (Douglass HS)
12	Rodney Carr Jr.	S	5-9	193	Fr.	HS	-	Los Angeles, Calif. (Bishop Mora Salesian HS)
5	Jamadre Cobb	LB	6-0	239	Fr.	HS	-	Los Angeles, Calif. (Bishop Mora Salesian HS)
21	Ty Cruz	RB	5-7	184	Fr.	HS	-	Tucson, Ariz. (Catalina Foothills HS)
13	Brandon Dawkins	QB	6-3	195	Fr.	HS	-	Oxnard, Calif. (Oaks Christian HS)
67	Gerhard de Beer	OL	6-7	288	RS-Fr.	SQ	2013	Pretoria, South Africa (Afrikaanse Hoër Seunskool)
9	Kaelin DeBoskie	WR	5-6	155	Fr.	HS	-	Tucson, Ariz. (Salpointe Catholic HS)
3	Cam Denson	CB	5-11	168	Fr.	HS	-	Tucson, Ariz. (Salpointe Catholic HS)
73	Fabbians Ebbele	OL	6-8	315	RS-Sr.	3L	2010	Chicago, Ill. (Simeon HS)
39	Tony Ellison	WR	5-11	176	Fr.	HS	-	Granite Bay, Calif. (Granite Bay HS)
20	Trevor Ermisch	S	6-2	189	Sr.	3L	-	Phoenix, Ariz. (Sandra Day O'Connor HS)
64	Faitele Faafoi	OL	6-4	333	RS-Jr.	2L	2011	Tustin, Calif. (Tustin HS)
98	Aiulua Fanene	DL	6-5	303	RS-So.	1L	2010	Nu'uuli, American Samoa (Tafuna HS)
58	Layth Friekh	OL	6-5	278	Fr.	HS	-	Glendale, Ariz. (Centennial HS)
99	Sani Fuimaono	DL	6-1	288	So.	1L	-	Kaneohe, Hawaii (Punahou HS)
81	Clive Georges	WR	6-1	170	RS-So.	1L	2012	Key West, Fla. (Key West HS)
84	Reggie Gilbert	DL	6-4	262	Sr.	3L	-	Laveen, Ariz. (Fairfax HS)
16	Jake Glatting	P	6-3	216	Fr.	HS	-	Phoenix, Ariz. (Thunderbird HS)
8	Patrick Glover	CB	6-1	199	Jr.	TR	-	New Orleans, La. (Mountain View HS [Ariz.]/Scottsdale C.C.)
50	Chase Gorham	LS	6-3	239	RS-Sr.	3L	2011	Scottsdale, Ariz. (Chaparral HS)
26	Jourdon Grandon	FS	6-0	185	RS-Sr.	3L	2010	Avondale, Ariz. (Westview HS)
10	Samajie Grant	WR	5-9	177	So.	1L	-	Compton, Calif. (Colony HS)
34	Zach Green	RB	5-10	220	RS-Fr.	SQ	2013	Miami, Fla. (Saint Bonaventure HS [Calif.])
49	Haden Gregory	LB	6-2	231	RS-Jr.	SQ	2013	Rancho Palos Verdes, Calif. (Palos Verdes Peninsula HS/Long Beach C.C.)
5	Trey Griffey	WR	6-3	195	RS-So.	1L	2012	Orlando, Fla. (Dr. Phillips HS)
96	Marcus Griffin	DL	6-0	302	Fr.	HS	-	Bellevue, Wash. (Bellevue HS)
70	T.D. Gross	OL	6-6	285	RS-So.	1L	2012	San Diego, Calif. (Santana HS)
56	Steven Gurrola	OL	6-2	286	Sr.	1L	-	Phoenix, Ariz. (Washington HS/Glendale C.C.)
7	Jonathan Haden	RB	5-6	181	Fr.	HS	-	Upper Marlboro, Md. (Friendship Collegiate Academy)
37	Carter Hehr	S	5-10	188	RS-Fr.	SQ	2013	Fontana, Wis. (Big Foot HS)
65	Zach Hemmila	OL	6-3	293	RS-So.	SQ	2012	Chandler, Ariz. (Chandler HS)
29	Austin Hill	WR	6-3	212	RS-Sr.	2L	2010	Corona, Calif. (Eleanor Roosevelt HS)
59	Hank Hobson	LB	6-3	233	Sr.	3L	-	Bakersfield, Calif. (Stockdale HS)
13	Devin Holiday	CB	5-10	162	So.	1L	-	San Diego, Calif. (Mission Hills HS)
43	Jonah Huff	RB	5-10	204	Fr.	HS	-	Alpharetta, Ga. (Saint Francis HS)
57	Cody Ippolito	LB	6-2	242	RS-So.	SQ	2013	Paradise Valley, Ariz. (Chaparral HS)
30	Johnny Jackson	CB	5-10	184	RS-Jr.	2L	2011	San Diego, Calif. (St. Augustine HS)
53	Sir Thomas Jackson	LB	6-0	222	RS-Jr.	2L	2011	Seattle, Wash. (O'Dea HS)
2	Tyrell Johnson	WR	5-7	160	Fr.	HS	-	Fort Myers, Fla. (Island Coast HS/ Milford Academy)
1	Cayleb Jones	WR	6-3	215	RS-So.	SQ	2013	Austin, Texas (Austin HS/Texas)
1	Tellas Jones	S	6-0	189	RS-So.	1L	2012	Miami, Fla. (Booker T. Washington HS/Fort Scott C.C.)
24	Terris Jones-Grigsby	RB	5-7	195	RS-Sr.	1L	2010	Long Beach, Calif. (California HS)
36	Jocquez Kalili	RB	5-10	172	Fr.	HS	-	Las Vegas, Nev. (Desert Oasis HS)
44	MaKani Kema-Kaleiwahea	LB	6-4	235	Jr.	2L	-	Ewa Beach, Hawaii (Kamehameha HS)
17	Josh Kern	TE	6-5	229	RS-So.	1L	2012	San Antonio, Texas (Clark HS)
34	Ethan Keyserling	K/P	6-2	203	RS-Sr.	TR	2010	Chapel Hill, N.C. (East Chapel Hill HS/Virginia Tech)
52	Alex King	LB	6-1	223	RS-So.	SQ	2012	Boulder, Colo. (Boulder HS)
75	Kaige Lawrence	OL	6-3	290	RS-Jr.	TR	2011	Victorville, Calif. (Silverado HS/Chadron State/Chaffey College)
86	Hunter Layton	TE	6-2	246	RS-So.	SQ	2012	Las Cruces, N.M. (Mesilla Valley HS)
89	Hunter Long	DL	6-1	276	RS-Jr.	SQ	-	Douglas, Ariz. (Douglas HS/ Victor Valley College)
28	Anthony Lopez	S	5-11	211	Jr.	2L	-	Gilbert, Ariz. (Mesquite HS)
77	Lene Maiava	OL	6-5	301	RS-Jr.	2L	2011	Tafuna, American Samoa (Tafuna HS)
25	Spencer Marciniak	WR	6-0	200	Fr.	HS	-	Scottsdale, Ariz. (Horizon HS)
48	Elijah Marshall	LB	6-1	206	Fr.	HS	-	San Jose, Calif. (Bellarmine College Prep)
15	Kwesi Mashack	CB	5-8	203	Fr.	HS	-	Inglewood, Calif. (Vista Murrieta HS)
47	Jake Matthews	LB	6-3	221	So.	1L	-	Tucson, Ariz. (Ironwood Ridge HS)
29	Jarvis McCall Jr.	CB	6-2	182	RS-Fr.	SQ	2013	Tampa, Fla. (Armwood HS)
18	Khari McGee	WR	6-3	203	RS-Fr.	SQ	2013	Fresno, Calif. (Edison HS)
6	Jonathan McKnight	CB	5-11	174	RS-Sr.	3L	2011	River Ridge, La. (John Curtis HS)
97	Dwight Melvin	DL	6-1	267	RS-So.	1L	2012	Phoenix, Ariz. (Fairfax HS)
84	Abraham Mendivil	WR	6-1	194	RS-Fr.	SQ	2013	Phoenix, Ariz. (Apollo HS)
32	DeAndre' Miller	LB	6-3	230	So.	1L	-	Buckeye, Ariz. (Buckeye Union HS)
88	RJ Morgan	LB	6-1	229	RS-Fr.	SQ	2013	Central Point, Ore. (Crater HS)
40	Brendan Murphy	CB	5-11	180	RS-Sr.	1L	2013	New Hartford, N.Y. (Chaparral HS [Ariz.]/Air Force/Glendale C.C.)
19	DaVonte' Neal	WR	5-10	173	RS-So.	SQ	2013	Akron, Ohio (Chaparral HS [Ariz.]/Notre Dame)
11	William Parks	S	6-1	194	Jr.	2L	-	Philadelphia, Pa. (Germantown HS)
90	Dan Pettinato	DL	6-5	277	RS-Sr.	3L	2010	Grass Valley, Calif. (Nevada Union HS)
6	Nate Phillips	WR	5-7	180	So.	1L	-	Chandler, Ariz. (Basha HS)
85	Drake Pierre	WR	5-9	175	RS-Fr.	SQ	2013	Mesa, Ariz. (Red Mountain HS)

2014 Arizona Football Media Guide

No.	Name	Pos.	Ht.	Wt.	Yr.	Exp.	RS Yr.	Hometown (High School/Previous College)
71	Jordan Poland	OL	6-7	343	Fr.	HS	-	Rancho Santa Fe, Calif. (La Jolla Country Day)
9	Josh Pollack	K/P	5-10	180	Fr.	HS	-	Highland Park, Ill. (Highland Park HS)
7	David Price	FS	6-1	212	RS-Fr.	SQ	2013	Long Beach, Calif. (Poly HS)
8	Jerrard Randall	QB	6-1	185	RS-Jr.	TR	2011	Hollywood, Fla. (Chaminade-Madonna HS/LSU/Northeast Mississippi C.C.)
56	Nick Reinhardt	LS	6-1	237	Fr.	HS	-	Scottsdale, Ariz. (Notre Dame Prep)
4	David Richards	WR	6-4	213	RS-Jr.	2L	2011	Palmdale, Calif. (Palmdale HS)
39	Drew Riggleman	P	6-2	213	RS-Jr.	1L	2011	Tucson, Ariz. (Sahuaro HS)
54	Jose Romero	LS	6-0	206	RS-Jr.	TR	-	Cancun, Mexico (Mountain Pointe HS [Ariz.]/Glendale C.C.)
30	Brandon Rutt	LB	6-1	200	Fr.	HS	-	Gilbert, Ariz. (Basha HS)
10	Yamen Sanders	S	6-4	197	RS-So.	1L	2012	Inglewood, Calif. (Culver City HS)
15	Jesse Scroggins III	QB	6-3	201	RS-Sr.	SQ	2010	Lakewood, Calif. (Lakewood HS/USC/El Camino College)
41	Casey Skowron	K	5-10	160	RS-Jr.	SQ	2011	Phoenix, Ariz. (Brophy Prep)
26	Adonis Smith	RB	5-10	202	RS-Sr.	TR	-	Oakland, Calif. (Serra HS/Northwestern/UNLV)
4	Antonio Smothers Jr.	LB	6-2	232	Jr.	TR	-	Chicago, Ill. (West Side HS (Gary, Ind.)/Scottsdale C.C.)
12	Anu Solomon	QB	6-2	205	RS-Fr.	SQ	2013	Las Vegas, Nev. (Bishop Gorman HS)
72	Freddie Tagaloa	OL	6-8	316	Jr.	TR	-	Richmond, Calif. (Salesian HS/California)
38	Jared Tevis	S	5-11	202	RS-Sr.	3L	2010	Tucson, Ariz. (Canyon del Oro HS)
45	Derrick Turituri	LB	6-1	265	So.	1L	-	Central Point, Ore. (Crater HS)
87	Blair Tushaus	TE	6-2	241	RS-Sr.	TR	2010	Scottsdale, Ariz. (Notre Dame Prep/BYU)
58	Tre Tyler	LB	5-11	205	Jr.	HS	-	Gilbert, Ariz. (Highland HS)
55	Levi Walton	OL	6-3	285	Fr.	HS	-	North Fort Myers, Fla. (Ida S. Baker HS)
2	Marquis Ware	LB	6-0	229	Fr.	HS	-	Los Angeles, Calif. (Bishop Mora Salesian HS)
14	Zach Werlinger	QB	6-1	192	Jr.	HS	-	Chandler, Ariz. (Basha HS)
28	Nick Wilson	RB	5-10	199	Fr.	HS	-	Fresno, Calif. (Central HS)
66	Carter Wood	OL	6-2	274	RS-Jr.	1L	2011	Scottsdale, Ariz. (Chaparral HS/Colorado Mesa)
88	Trevor Wood	TE	6-5	251	Fr.	HS	-	Scottsdale, Ariz. (Chaparral HS)
17	Demetric Woodard Jr.	CB	5-8	160	Fr.	HS	-	Long Beach, Calif. (Poly HS)
55	Jeff Worthy	DL	6-2	287	Jr.	TR	-	La Mirada, Calif. (Whittier Christian HS/Boise State/Santa Ana College)
33	Scooby Wright III	LB	6-1	246	So.	1L	-	Windsor, Calif. (Cardinal Newman HS)
93	Parker Zellers	DL	6-1	247	RS-Fr.	SQ	2013	Scottsdale, Ariz. (Notre Dame Prep)

2014 Numerical Roster (September 5, 2014)

No.	Name	Pos.	Ht.	Wt.	Yr.	Exp.	RS Yr.	Hometown (High School/Previous College)
1	Cayleb Jones	WR	6-3	215	RS-So.	SQ	2013	Austin, Texas (Austin HS/Texas)
1	Tellas Jones	S	6-0	189	RS-So.	1L	2012	Miami, Fla. (Booker T. Washington HS/Fort Scott C.C.)
2	Tyrell Johnson	WR	5-7	160	Fr.	HS	-	Fort Myers, Fla. (Island Coast HS/ Milford Academy)
2	Marquis Ware	LB	6-0	229	Fr.	HS	-	Los Angeles, Calif. (Bishop Mora Salesian HS)
3	Cam Denson	CB	5-11	168	Fr.	HS	-	Tucson, Ariz. (Salpointe Catholic HS)
4	David Richards	WR	6-4	213	RS-Jr.	2L	2011	Palmdale, Calif. (Palmdale HS)
4	Antonio Smothers Jr.	LB	6-2	232	Jr.	TR	-	Chicago, Ill. (West Side HS (Gary, Ind.)/Scottsdale C.C.)
5	Jamardre Cobb	LB	6-0	239	Fr.	HS	-	Los Angeles, Calif. (Bishop Mora Salesian HS)
5	Trey Griffey	WR	6-3	195	RS-So.	1L	2012	Orlando, Fla. (Dr. Phillips HS)
6	Jonathan McKnight	CB	5-11	174	RS-Sr.	3L	2011	River Ridge, La. (John Curtis HS)
6	Nate Phillips	WR	5-7	180	So.	1L	-	Chandler, Ariz. (Basha HS)
7	Jonathan Haden	RB	5-6	181	Fr.	HS	-	Upper Marlboro, Md. (Friendship Collegiate Academy)
7	David Price	FS	6-1	212	RS-Fr.	SQ	2013	Long Beach, Calif. (Poly HS)
8	Patrick Glover	CB	6-1	199	Jr.	TR	-	New Orleans, La. (Mountain View HS [Ariz.]/Scottsdale C.C.)
8	Jerrard Randall	QB	6-1	185	RS-Jr.	TR	2011	Hollywood, Fla. (Chaminade-Madonna HS/LSU/Northeast Mississippi C.C.)
9	Kaelin DeBoskie	WR	5-6	155	Fr.	HS	-	Tucson, Ariz. (Salpointe Catholic HS)
9	Josh Pollack	K/P	5-10	180	Fr.	HS	-	Highland Park, Ill. (Highland Park HS)
10	Samajie Grant	WR	5-9	177	So.	1L	-	Compton, Calif. (Colony HS)
10	Yamen Sanders	S	6-4	197	RS-So.	1L	2012	Inglewood, Calif. (Culver City HS)
11	Connor Brewer	QB	6-2	206	RS-So.	SQ	2012	Scottsdale, Ariz. (Chaparral HS/Texas)
11	William Parks	S	6-1	194	Jr.	2L	-	Philadelphia, Pa. (Germantown HS)
12	Rodney Carr Jr.	S	5-9	193	Fr.	HS	-	Los Angeles, Calif. (Bishop Mora Salesian HS)
12	Anu Solomon	QB	6-2	205	RS-Fr.	SQ	2013	Las Vegas, Nev. (Bishop Gorman HS)
13	Brandon Dawkins	QB	6-3	195	Fr.	HS	-	Oxnard, Calif. (Oaks Christian HS)
13	Devin Holiday	CB	5-10	162	So.	1L	-	San Diego, Calif. (Mission Hills HS)
14	Zach Werlinger	QB	6-1	192	Fr.	HS	-	Chandler, Ariz. (Basha HS)
15	Kwesi Mashack	CB	5-8	203	Fr.	HS	-	Inglewood, Calif. (Vista Murrieta HS)
15	Jesse Scroggins III	QB	6-3	201	RS-Sr.	SQ	2010	Lakewood, Calif. (Lakewood HS/USC/El Camino College)
16	Jake Glatting	P	6-3	216	Fr.	HS	-	Phoenix, Ariz. (Thunderbird HS)
17	Josh Kern	TE	6-5	229	RS-So.	1L	2012	San Antonio, Texas (Clark HS)
17	Demetric Woodard Jr.	CB	5-8	160	Fr.	HS	-	Long Beach, Calif. (Poly HS)
18	Jordan Allen	DL	6-5	263	RS-Sr.	TR	2012	West Monroe, La. (West Monroe HS/LSU)
18	Khari McGee	WR	6-3	203	RS-Fr.	SQ	2013	Fresno, Calif. (Edison HS)
19	DaVonte' Neal	WR	5-10	173	RS-So.	SQ	2013	Akron, Ohio (Chaparral HS [Ariz.]/Notre Dame)
20	Trevor Ermisch	S	6-2	189	Fr.	3L	-	Phoenix, Ariz. (Sandra Day O'Connor HS)
21	Ty Cruz	RB	5-7	184	Fr.	HS	-	Tucson, Ariz. (Catalina Foothills HS)
21	Tra'Mayne Bondurant	S	5-10	216	Sr.	3L	-	Vallejo, Calif. (Fairfield HS)
23	Jared Baker	RB	5-8	192	RS-Jr.	2L	2011	Los Angeles, Calif. (Loyola HS)
24	Terris Jones-Grigsby	RB	5-7	195	RS-Sr.	1L	2010	Long Beach, Calif. (California HS)
25	Spencer Marciniak	WR	6-0	200	Fr.	HS	-	Scottsdale, Ariz. (Horizon HS)
26	Jourdon Grandon	FS	6-0	185	RS-Sr.	3L	2010	Avondale, Ariz. (Westview HS)
26	Adonis Smith	RB	5-10	202	RS-Sr.	TR	-	Oakland, Calif. (Serra HS/Northwestern/UNLV)
27	Jamar Allah	FS	6-1	186	Jr.	1L	-	Phoenix, Ariz. (North Canyon HS)
28	Anthony Lopez	S	5-11	211	Jr.	2L	-	Gilbert, Ariz. (Mesquite HS)
28	Nick Wilson	RB	5-10	199	Fr.	HS	-	Fresno, Calif. (Central HS)
29	Austin Hill	WR	6-3	212	RS-Sr.	2L	2010	Corona, Calif. (Eleanor Roosevelt HS)
29	Jarvis McCall Jr.	CB	6-2	182	RS-Fr.	SQ	2013	Tampa, Fla. (Armwood HS)
30	Johnny Jackson	CB	5-10	184	RS-Jr.	2L	2011	San Diego, Calif. (St. Augustine HS)
30	Brandon Rutt	LB	6-1	200	Fr.	HS	-	Gilbert, Ariz. (Basha HS)
31	Darius Aguirre	WR	5-8	155	Fr.	HS	-	Peoria, Ariz. (Peoria HS)
32	DeAndre' Miller	LB	6-3	230	So.	1L	-	Buckeye, Ariz. (Buckeye Union HS)
33	Scooby Wright III	LB	6-1	246	So.	1L	-	Windsor, Calif. (Cardinal Newman HS)
34	Zach Green	RB	5-10	220	RS-Fr.	SQ	2013	Miami, Fla. (Saint Bonaventure HS [Calif.])

2014 Arizona Football Media Guide

No.	Name	Pos.	Ht.	Wt.	Yr.	Exp.	RS Yr.	Hometown (High School/Previous College)
34	Ethan Keyserling	K/P	6-2	203	RS-Sr.	TR	2010	Chapel Hill, N.C. (East Chapel Hill HS/Virginia Tech)
35	Omar Boyd	RB	6-1	201	Fr.	HS	-	Charlotte, N.C. (Weddington HS)
36	Jocquez Kalili	RB	5-10	172	Fr.	HS	-	Las Vegas, Nev. (Desert Oasis HS)
37	Carter Hehr	S	5-10	188	RS-Fr.	SQ	2013	Fontana, Wis. (Big Foot HS)
38	Jared Tevis	S	5-11	202	RS-Sr.	3L	2010	Tucson, Ariz. (Canyon del Oro HS)
39	Tony Ellison	WR	5-11	176	Fr.	HS	-	Granite Bay, Calif. (Granite Bay HS)
39	Drew Riggleman	P	6-2	213	RS-Jr.	1L	2011	Tucson, Ariz. (Sahuaro HS)
40	Brendan Murphy	CB	5-11	180	RS-Sr.	1L	2013	New Hartford, N.Y. (Chaparral HS [Ariz.]/Air Force/Glendale C.C.)
41	Casey Skowron	K	5-10	160	RS-Jr.	SQ	2011	Phoenix, Ariz. (Brophy Prep)
43	Jonah Huff	RB	5-10	204	Fr.	HS	-	Alpharetta, Ga. (Saint Francis HS)
44	MaKani Kema-Kaleiwahea	LB	6-4	235	Jr.	2L	-	Ewa Beach, Hawaii (Kamehameha HS)
45	Derrick Turituri	LB	6-1	265	So.	1L	-	Central Point, Ore. (Crater HS)
46	Blake Brady	S	5-11	199	RS-Sr.	3L	2010	Orange, Calif. (Servite HS)
47	Jake Matthews	LB	6-3	221	So.	1L	-	Tucson, Ariz. (Ironwood Ridge HS)
48	Elijah Marshall	LB	6-1	206	Fr.	HS	-	San Jose, Calif. (Bellarmine College Prep)
49	Haden Gregory	LB	6-2	231	RS-Jr.	SQ	2013	Rancho Palos Verdes, Calif. (Palos Verdes Peninsula HS/Long Beach C.C.)
50	Chase Gorham	LS	6-3	239	RS-Sr.	3L	2011	Scottsdale, Ariz. (Chaparral HS)
52	Alex King	LB	6-1	223	RS-So.	SQ	2012	Boulder, Colo. (Boulder HS)
53	Sir Thomas Jackson	LB	6-0	222	RS-Jr.	2L	2011	Seattle, Wash. (O'Dea HS)
54	Jose Romero	LS	6-0	206	RS-Jr.	TR	-	Cancun, Mexico (Mountain Pointe HS [Ariz.]/Glendale C.C.)
55	Levi Walton	OL	6-3	285	Fr.	HS	-	North Fort Myers, Fla. (Ida S. Baker HS)
55	Jeff Worthy	DL	6-2	287	Jr.	TR	-	La Mirada, Calif. (Whittier Christian HS/Boise State/Santa Ana College)
56	Steven Gurrrola	OL	6-2	286	Sr.	1L	-	Phoenix, Ariz. (Washington HS/Glendale C.C.)
56	Nick Reinhardt	LS	6-1	237	Fr.	HS	-	Scottsdale, Ariz. (Notre Dame Prep)
57	Cody Ippolito	LB	6-2	242	RS-So.	SQ	2013	Paradise Valley, Ariz. (Chaparral HS)
58	Layth Friekh	OL	6-5	278	Fr.	HS	-	Glendale, Ariz. (Centennial HS)
58	Tre Tyler	LB	5-11	205	Fr.	HS	-	Gilbert, Ariz. (Highland HS)
59	Hank Hobson	LB	6-3	233	Sr.	3L	-	Bakersfield, Calif. (Stockdale HS)
60	Luca Bruno	DL	6-4	264	RS-Fr.	SQ	2013	Oak Park, Calif. (Oak Park HS)
61	Cayman Bundage	OL	6-2	281	Jr.	2L	-	Oklahoma City, Okla. (Douglass HS)
64	Faitele Faafoi	OL	6-4	333	RS-Jr.	2L	2011	Tustin, Calif. (Tustin HS)
65	Zach Hemmila	OL	6-3	293	RS-So.	SQ	2012	Chandler, Ariz. (Chandler HS)
66	Carter Wood	OL	6-2	274	RS-Jr.	1L	2011	Scottsdale, Ariz. (Chaparral HS/Colorado Mesa)
67	Gerhard de Beer	OL	6-7	288	RS-Fr.	SQ	2013	Pretoria, South Africa (Afrikaanse Hoër Seunskool)
68	Mickey Baucus	OL	6-8	293	RS-Sr.	3L	2010	Mundelein, Ill. (Carmel Catholic HS)
69	Christian Boettcher	OL	6-2	283	Fr.	HS	-	Scottsdale, Ariz. (Desert Mountain HS)
70	T.D. Gross	OL	6-6	285	RS-So.	1L	2012	San Diego, Calif. (Santana HS)
71	Jordan Poland	OL	6-7	343	Fr.	HS	-	Rancho Santa Fe, Calif. (La Jolla Country Day)
72	Freddie Tagalao	OL	6-8	316	Jr.	TR	-	Richmond, Calif. (Salesian HS/California)
73	Fabbians Ebbele	OL	6-8	315	RS-Sr.	3L	2010	Chicago, Ill. (Simeon HS)
75	Kaige Lawrence	OL	6-3	290	RS-Jr.	TR	2011	Victorville, Calif. (Silverado HS/Chadron State/Chaffey College)
77	Lene Maiava	OL	6-5	301	RS-Jr.	2L	2011	Tafuna, American Samoa (Tafuna HS)
78	Jacob Alsadek	OL	6-7	298	RS-Fr.	SQ	2013	San Diego, Calif. (Torrey Pines HS)
81	Clive Georges	WR	6-1	170	RS-So.	1L	2012	Key West, Fla. (Key West HS)
84	Reggie Gilbert	DL	6-4	262	Sr.	3L	-	Laveen, Ariz. (Fairfax HS)
84	Abraham Mendivil	WR	6-1	194	RS-Fr.	SQ	2013	Phoenix, Ariz. (Apollo HS)
85	Drake Pierre	WR	5-9	175	RS-Fr.	SQ	2013	Mesa, Ariz. (Red Mountain HS)
86	Hunter Layton	TE	6-2	243	RS-So.	SQ	2012	Las Cruces, N.M. (Mesilla Valley HS)
87	Blair Tushaus	TE	6-2	241	RS-Sr.	TR	2010	Scottsdale, Ariz. (Notre Dame Prep/BYU)
88	RJ Morgan	LB	6-1	229	RS-Fr.	SQ	2013	Central Point, Ore. (Crater HS)
88	Trevor Wood	TE	6-5	251	Fr.	HS	-	Scottsdale, Ariz. (Chaparral HS)
89	Hunter Long	DL	6-1	276	RS-Jr.	SQ	-	Douglas, Ariz. (Douglas HS/Victor Valley College)
90	Dan Pettinato	DL	6-5	277	RS-Sr.	3L	2010	Grass Valley, Calif. (Nevada Union HS)
92	Jack Banda	DL	6-3	228	RS-Fr.	SQ	2013	Grayson, Ga. (Grayson HS)
93	Parker Zellers	DL	6-1	247	RS-Fr.	SQ	2013	Scottsdale, Ariz. (Notre Dame Prep)
94	Calvin Allen	DL	6-6	266	RS-Fr.	SQ	2013	Albuquerque, N.M. (La Cueva HS)
96	Marcus Griffin	DL	6-0	302	Fr.	HS	-	Bellevue, Wash. (Bellevue HS)
97	Dwight Melvin	DL	6-1	267	RS-So.	1L	2012	Phoenix, Ariz. (Fairfax HS)
98	Aiulua Fanene	DL	6-5	303	RS-So.	1L	2010	Nu'uuli, American Samoa (Tafuna HS)
99	Sani Fuimaono	DL	6-1	288	SO	1L	-	Kaneohe, Hawaii (Punahou HS)

Pronunciation Guide

Players

Darius Aguirre	AH-gear-ee
Jacob Alsadek	al-SEH-deck
Jacob Arzouman	are-ZOO-mun
Christian Boettcher	beh-cher (as in catcher)
Fabbians Ebbele	ebb-eh-lee
Faitele Faafoi	fah-ih-tay-lay fAH-uh-foy
Aiulua Fanene	eye-ah-loo-ah fAH-nay-nay
Jack Flatau	flay-toe
Layth Friekh	lay-th freck
Sani Fuimaono	foo-ee-mah-oh-no
Samajie Grant	sah-mah-jay
Zach Hemmila	hem-i-luh
Makani Kema-Kaleiwahea	mah-KAH-nee KEH-muh kah-lay-VAH-hay-uh
Lene Maiava	leh-nay my-AH-vah
Kwesi Mashack	qway-cey may-shack
Dan Pettinato	pet-in-knot-oh
Anu Solomon	AH-new
Blair Tushaus	tus-HOUSE
Demetric Woodard Jr.	dah-me-trick

Coaches

Bill Kirelawich	Kerr-LAV-itck (lav as in have)
Jim Michalczyk	muh-hall-CHECK

2014 Arizona Football Media Guide



Rich Rodriguez
Head Coach

Year in Coaching: 30th
Year at Arizona: Third

Rich Rodriguez enters his third season as head coach of the Arizona football program. He was introduced as Arizona's 30th head coach on Nov. 22, 2011.

Entering the 2014 season, Rodriguez carries a career record of 136-94-2 in 20 seasons, marked by Division I records of 60-26 at West Virginia, 15-22 at Michigan and 16-10 with the Wildcats. He began his head coaching career at Salem University (W.Va.) in 1988 and then coached at Glenville State (W.Va.) from 1990-96.

In Rodriguez's second season, the Wildcats again posted an 8-5 record with a bowl victory over the Boston College Eagles in the AdvoCare V100 Bowl in Shreveport, La. Arizona also knocked off a top-10 ranked team for the second-straight season with a 42-16 win over No. 5 Oregon on Nov. 23.

Running back Ka'Deem Carey earned consensus All-America honors for the second-straight season, was named the 2013 Pac-12 offensive Player of the Year and a Doak Walker Award finalist. He ended his three seasons in Tucson as Arizona's all-time career rushing leader (4,239 yards) and all-time all-purpose yardage leader (5,483). Carey recorded 16-straight games in which he eclipsed the century mark rushing, the longest streak in Pac-12 history and the longest for any FBS player in the last 10 seasons.

Senior B.J. Denker threw for 2,516 yards, completing 233 of 381 attempts with just seven interceptions, and connected on 16 scores to eight different receivers. Showing his versatility, Denker also rushed for 949 yards on 181 attempts with 13 scores. Against Colorado, he amassed 457 yards of total offense (265 passing, 192 rushing), the sixth-highest single-game output in school history and a school record for rushing yards in a game by a quarterback.

The 2012 season proved successful for Arizona in Rodriguez's spread-offense, no-huddle system. The Cats beat No. 10 USC, 39-36, on Oct. 27 en route to an 8-5 season and a win over Nevada in the Gildan New Mexico Bowl. Carey led the nation in total rushing yards (1,929) and yards per game (148.38) while rewriting the Arizona record book. For his efforts, Carey was named first-team All-Pac-12 and a consensus All-American, UA's first on the offensive side of the ball.

Rodriguez inherited a fifth-year senior in quarterback Matt Scott who was perfectly suited to run the Wildcat offense. With Scott as signal caller, Arizona was 7-5 as he orchestrated come-from-behind wins against No. 10 USC and Nevada in the Gildan New Mexico Bowl. Earning second-team All-Pac-12 honors, Scott led the conference in yards per game with 301.7 and ranked No. 2 in the league in total yardage.

Austin Hill totaled 81 catches for 1,364 yards and 11 touchdowns to lead the Wildcat receivers in 2012. He was named a Biletnikoff Award semifinalist, second-team All-Pac-12 and fourth-team All-America by Phil Steele. He ranked No. 2 in the Pac-12 in total receiving yards and yards per game (104.9).

UA lead the Pac-12 in total offense for four-straight weeks (weeks 6-9) and ranked as high as fourth nationally in weeks three, seven and nine. Arizona's offensive triple-threat attack featured a 3,000-yard passer (Scott - 3,620 yards), a 1,500-yard rusher (Carey - 1,929 yards) and a 1,000-yard receiver (Hill - 1,364 yards).

In defensive coordinator Jeff Casteel's 3-3-5 defense, Arizona was led by linebacker Jake Fischer, an All-Pac-12 honorable mention and CoSIDA Academic All-District honoree. Fischer ranked third in the Pac-12 in total tackles with 76 and 9.2 per game. Cornerback Shaquille Richardson ranked fourth in the league and No. 16 nationally in passes broken up with 14. Safety Jared Tevis also earned All-Pac-12 honorable mention nods.

Rodriguez served as a football analyst for CBS Sports during the 2011 season. Previously, Rodriguez was head coach at Michigan from 2008 to 2010 and made a Division I statement as head coach at West Virginia from 2001-07, where he compiled a 60-26 record and won four Big East Conference titles.

Rodriguez's West Virginia teams were Big East Champions in 2003, 2004, 2005 and 2007 while appearing in two BCS bowls, the 2005 Sugar Bowl with a victory over Georgia for an 11-1 record and a victory over Oklahoma in the 2007 Fiesta Bowl to finish 10-2 shortly after Rodriguez had left for Michigan. His 2006 club finished 11-2 after a victory over Georgia Tech in the Gator Bowl. He also coached the Mountaineers to the 2002 Continental Tire Bowl and the 2003 and 2004 Gator Bowls.

Prior to accepting the West Virginia job in late November 2000, Rodriguez served as offensive coordinator and associate head coach for Tommy Bowden at Clemson in 1999 and 2000, with the Tigers recording a 15-9 record in two seasons. He was offensive coordinator and quarterbacks coach for Bowden at Tulane for two years prior to that, 1997-98, when he helped lead the Green Wave to a 19-4 mark, including an undefeated 12-0 season with the Conference USA Champs and Liberty Bowl victors in 1998.

At Glenville State, his teams won or shared four consecutive West Virginia Intercollegiate Athletic Conference titles and he was named WVIAC Coach of the Year in 1993 and 1994, as well as the NAIA Coach of the Year after leading his team to a national runner-up finish. He also was recognized by the West Virginia Sports Writers Association as the state College Coach of the Year for all sports in 1993. He led the Pioneers to the national playoffs twice and posted a 43-28-2 record. He also served as Glenville's AD in 1995-96 and was inducted into its Hall of Fame in 2003.

While at Salem, he was a secondary coach and special teams coordinator in 1986 and assistant head coach and defensive coordinator in 1987. He was the youngest head coach in college football when appointed by Salem in 1988 at age 24. The school disbanded its football program the next year and he served as a volunteer assistant at West Virginia working with outside linebackers in 1989.

Rodriguez graduated from West Virginia in 1986, where he started as a walk-on in 1981 and became a three-year letterwinner as a defensive back from 1982-84. He added a master's degree from Salem in 1987. He is a native of Grant Town, W. Va., and graduated from North Marion High School. Rodriguez and his wife, Rita, have two children, Raquel and Rhett.

Rodriguez Coaching History

2012-	Arizona, head coach (16-10)
2008-10	Michigan, head coach (15-22)
2001-07	West Virginia, head coach (60-26); Big East Champions 2003-05, 2007
1999-2000	Clemson, offensive coordinator/quarterbacks
1997-98	Tulane, offensive coordinator/quarterbacks
1990-96	Glenville State, head coach (43-28-2); WVIAC Champions 1993-96
1989	West Virginia, volunteer assistant
1988	Salem, head coach (2-8)
1987	Salem University, asst. head coach/def. coordinator
1986	Salem University, secondary/special teams
1985	West Virginia, student assistant

Overall head coaching career: 136-94-2

Division I-A head coaching: 91-58

Year-By-Year as Head Coach

Year	Record	Conference (place)	School	Bowl
2013	8-5	4-5 (4thS)	Arizona	AdvoCare V100
2012	8-5	4-5 (T4thS)	Arizona (Pac-12)	New Mexico
2010	7-6	3-5 (T7th)	Michigan	Gator
2009	5-7	1-7 (10th)	Michigan	
2008	3-9	2-6 (9th)	Michigan (Big Ten)	
2007	10-2	5-2 (T2nd)	West Virginia	Fiesta
2006	11-2	5-2 (T2nd)	West Virginia	Gator
2005	11-1	7-0 (1st)	West Virginia	Sugar
2004	8-4	4-2 (T1st)	West Virginia	Gator
2003	8-5	6-1 (T1st)	West Virginia	Gator
2002	9-4	6-1 (2nd)	West Virginia	Continental Tire
2001	3-8	1-7 (7th)	West Virginia (Big East)	
1996	6-4	6-1 (T1st)	Glenville State	
1995	8-2	6-1 (T1st)	Glenville State	
1994	8-3	5-1 (T1st)	Glenville State	
1993	10-3	6-1 (1st)	Glenville State	
1992	6-4	5-2 (3rd)	Glenville State	
1991	4-5-1	3-4 (T5th)	Glenville State	
1990	1-7-1	1-5 (T6th)	Glenville State (WVIAC)	
1988	2-8	2-5 (5th)	Salem University (WVIAC)	

Rich Rodriguez File

Hometown	Grant Town, W.Va.
High School	North Marion
College	West Virginia, 1986
Master's	Salem University, 1987
Playing Career	West Virginia, 1981-84, defensive back
Family	Wife, Rita; Children, Raquel and Rhett

2014 Arizona Football Media Guide



Calvin Magee
Associate Head Coach/
Co-Offensive Coordinator/Running Backs

Year in Coaching: 25th
Year at Arizona: Third

In his third season with the Wildcats, Magee joined the Arizona staff on Dec. 7, 2011 as Arizona's associate head coach, co-offensive coordinator and running backs coach. He's been a successful coordinator of spread-option running attacks for head coach Rich Rodriguez at a number of stops.

Ka'Deem Carey once again paced the Wildcats and anchored an offense that posted an 8-5 record and a second-straight bowl win (AdvoCare V100 Bowl). He was a consensus All-American again in 2013, a Doak Walker Award finalist and the

2013 Pac-12 Offensive Player of the Year. Carey departed as Arizona's all-time career rushing leader (4,239 yards) and all-time all-purpose yardage leader (5,483). He finished the season with 1,885 yards (No. 3 nationally) on 349 carries and 19 touchdowns while averaging 157.1 yards per game (No. 2 nationally) and 29.08 carries per game (No. 1 nationally). Carey recorded 16-straight games in which he eclipsed the century mark rushing, the longest streak in Pac-12 history and the longest for any FBS player in the last 10 seasons.

2012 was a banner year for the Wildcat offense. Carey led the nation in total rushing yards (1,929) and yards per game (148.38) while rewriting the Arizona record book. For his efforts, Carey was named first-team All-Pac-12 and a consensus All-American, UA's first on the offensive side of the ball.

UA lead the Pac-12 in total offense for four-straight weeks (weeks 6-9) and ranked as high as fourth nationally in weeks three, seven and nine. Arizona's offensive triple-threat attack featured a 3,000-yard passer (Matt Scott - 3,620 yards), a 1,500-yard rusher (Carey - 1,929 yards) and a 1,000-yard receiver (Austin Hill - 1,364 yards).

During the 2011 season, Magee served as assistant head coach and co-offensive coordinator at Pittsburgh. With more than 20 years in coaching, he has been on the sidelines for 10 bowl games.

Magee coached for Rodriguez for three years at Michigan (2008-10) and for seven years at West Virginia (2001-07). He was associate head coach, offensive coordinator and running backs coach at Michigan, and coached running backs throughout his tenure in Morgantown while adding the coordinator post his final three seasons and assistant head coach his last year at West Virginia.

He began his college coaching career at South Florida where he coached tight ends (1996), running backs (1999-00) and served as running game coordinator the final two years.

Magee was an All-American tight end at Southern University, earning first-team honors in 1983 and 1984. He led the Jaguars each of his four seasons (1981-84) and was MVP of the 1985 Freedom Bowl. He was a three-time All-Southwestern Athletic Conference selection. He was inducted into the Southern University Hall of Fame in 2000.

Following his playing tenure at Southern, he had a five-year stint in the National Football League with the Tampa Bay Buccaneers (1985-89).

A native of New Orleans, Magee earned a bachelor's degree from South Florida in 1990. He and his wife, Rosie, have two daughters, Jade and Jasmine, a son, Bryson, and two grandsons.

Magee's Coaching History

2012-	Arizona, associate head coach/co-offensive coordinator/running backs
2011	Pittsburgh, assistant head coach/co-offensive coordinator/running backs
2008-10	Michigan, offensive coordinator/running backs
2007	West Virginia, assistant head coach/offensive coordinator/running backs
2005-07	West Virginia, offensive coordinator/running backs
2001-06	West Virginia, running backs
1999-2000	South Florida, running backs/running game coordinator
1997-98	South Florida, running backs
1996	South Florida, tight ends
1990-95	Tampa Catholic High School, assistant head coach/offensive coordinator

Magee in the Bowls

2013	AdvoCare V100 Bowl, Arizona, co-coordinator
2012	Gildan New Mexico Bowl, Arizona, co-coordinator
2011	BBVA Compass Bowl, Pittsburgh, co-coordinator
2010	Gator Bowl, Michigan coordinator
2007	Fiesta Bowl, West Virginia coordinator
2006	Gator Bowl, West Virginia coordinator
2005	Sugar Bowl, West Virginia coordinator
2004	Gator Bowl, West Virginia assistant
2003	Gator Bowl, West Virginia assistant
2002	Continental Tire Bowl, West Virginia assistant

Calvin Magee File

Hometown	New Orleans, La.
High School	Booker T. Washington
College	South Florida, 1990
Playing Career	Southern, 1981-84, tight end NFL - Tampa Bay, 1985-89, tight end
Family	Wife, Rosie; Children, Jade, Bryson, Jasmine
Recruiting Area	New Orleans



Rod Smith
Co-Offensive Coordinator/Quarterbacks

Year in Coaching: 17th
Year at Arizona: Third

Rod Smith enters his third season with the Wildcats, serving on head coach Rich Rodriguez's staff as co-offensive coordinator and quarterbacks coach. He joined the staff in December 2011 following one season in the same position at Indiana.

Under Smith's guidance, fifth-year senior B.J. Denker started and played all 13 games at quarterback in 2013 after playing in six games in 2012. He threw for 2,516 yards, completing 233 of 381 attempts with just seven interceptions. He threw for 16 scores to eight different receivers and averaged 193.5 passing yards per game with a long of 60 yards to Terrence Miller in Arizona's road win at California.

Denker also rushed for 949 yards on 181 attempts with 13 scores and recorded a long carry of 54 yards in the Wildcats' road win at Colorado. Also against the Buffs, he amassed 457 yards of total offense (265 passing, 192 rushing), the sixth-highest single-game output in school history, and totaled 192 yards, a school record for rushing yards in a game by a quarterback.

In 2012, Smith inherited a fifth-year senior in quarterback Matt Scott who was perfectly suited to run the Wildcat offense. With Scott as signal caller, Arizona was 7-5 as he orchestrated come-from-behind wins against No. 10 USC and Nevada in the Gildan New Mexico Bowl. Earning second-team All-Pac-12 honors, Scott led the conference in yards per game with 301.7 and ranked No. 2 in the league in total yardage.

UA led the Pac-12 in total offense for four straight weeks (weeks 6-9) and ranked as high as fourth nationally in weeks three, seven and nine. Arizona's offensive triple-threat attack featured a 3,000-yard passer (Scott - 3,620 yards), a 1,500-yard rusher (Ka'Deem Carey - 1,929 yards) and a 1,000-yard receiver (Austin Hill - 1,364 yards).

Smith coached quarterbacks under Rodriguez at Michigan from 2008 to 2010 and one season under Rodriguez at West Virginia in 2007. He helped develop two of the most explosive signal callers in Rodriguez' offensive system, WVU's Pat White and Michigan's Denard Robinson. Additionally, he has coached in seven bowl games.

Smith was offensive coordinator and quarterbacks coach at South Florida in 2005 and 2006 after starting on the staff there as passing game coordinator and quarterbacks coach in 2001.

Smith began his coaching career as offensive coordinator at Franklin High School in West Virginia (1997) before joining the college ranks as offensive coordinator at Urbana University (Ohio) (1998-99) and offensive coordinator at West Virginia Tech (2000).

He also spent time as a graduate assistant at Clemson in 2001, working with offensive coordinator Rodriguez and relocated with Rodriguez as a graduate assistant member of the coach's initial staff at WVU for a few months before taking a full-time position at USF.

He played under Rodriguez as a quarterback at Glenville State from 1993-96, where he earned his undergraduate degree in 1997. He was an All-American and team captain his senior year.

Smith received a master's degree from Urbana University (Ohio) in 2000. He and his wife, Charlene, have a son, Alex, and a daughter, Sasha.

Smith's Coaching History

2012-	Arizona, co-offensive coordinator/quarterbacks
2011	Indiana, co-offensive coordinator/quarterbacks
2008-10	Michigan, quarterbacks
2007	West Virginia, quarterbacks
2005-06	South Florida, offensive coordinator/quarterbacks
2001-04	South Florida, quarterbacks/passing game coordinator
2001	Clemson, graduate assistant; West Virginia graduate assistant
2000	West Virginia Tech, offensive coordinator
1998-99	Urbana University, offensive coordinator
1997	Franklin High School (W. Va.), offensive coordinator

Smith in the Bowls

2013	AdvoCare V100 Bowl, Arizona co-coordinator
2012	Gildan New Mexico Bowl, Arizona co-coordinator
2010	Gator Bowl, Michigan assistant
2007	Fiesta Bowl, West Virginia assistant
2006	Papa John's Bowl, South Florida assistant
2005	Meineke Car Care Bowl, South Florida assistant
2001	Gator Bowl, Clemson graduate assistant

Rod Smith File

Hometown	Franklin, W. Va.
High School	Franklin
College	Glenville State, 1997
Master's	Urbana University (Ohio), 2000
Playing Career	Glenville State, 1993-96, quarterback
Family	Wife, Charlene; Children, Alex and Sasha
Recruiting Area	San Diego, Orange County, Tampa



Jeff Casteel
Defensive Coordinator/Linebackers

Year in Coaching: 31st
Year at Arizona: Third

Veteran defensive coordinator Jeff Casteel is in his third season as a member of the Arizona staff under head coach Rich Rodriguez. He also coaches the Wildcat linebackers.

He has more than 30 years of coaching experience and was Rivals' 2007 Defensive Coordinator of the Year and its 2008 Big East Coordinator of the Year. He has coached in 13 bowl games.

Arizona's total defense improved by nearly 100 yards per game (fifth-most improved defense in the country), giving up 499 yards per game in 2012 to 401.1 yards per game in 2013. The

Wildcats had five INT returns for touchdowns, tied for most among FBS teams in 2013. UA intercepted 18 passes in 2013, its most in a single campaign since totaling 16 in 2008.

The Wildcats defeated then-No. 5 Oregon on Nov. 23, 2013. Arizona's defense held the Ducks to less than 200 yards rushing. Prior to Oregon's loss at Stanford on Nov. 7, 2013, the last time an Oregon player did not rush for 100 yards was at home vs. Arizona on Sept. 22, 2012. UA's defense held Oregon to its lowest point total of the season (16) and the lowest since Nov. 17, 2012, against Stanford (14-17 loss). UA's defense limited Oregon to 1-for-5 on third down conversion attempts in the first half. The Ducks finished 6-for-12 but were 1-for-3 on fourth-down attempts.

True freshman linebacker Scooby Wright turned in a sterling rookie campaign as a starter. He finished the season with 83 total tackles, a tally that ranked second-most nationally among all true freshman defenders. For the second-straight season, Jake Fischer paced the Wildcats in total tackles with 99. In his final campaign, he scored a touchdown on a 49-yard interception return at UNLV and posted a career-high 14 tackles in UA's upset win over No. 5 Oregon.

In 2012, Arizona's defense was led by Fischer, an All-Pac-12 honorable mention and CoSIDA Academic All-District honoree. Fischer ranked third in the Pac-12 in total tackles with 76 and 9.2 per game. Cornerback Shaquille Richardson ranked fourth in the league and No. 16 nationally in passes broken up with 14. Safety Jared Tevis also earned All-Pac-12 honorable mention nods.

Casteel was defensive coordinator and linebackers coach at West Virginia during the 2003-11 seasons and spent the 2002 season in Morgantown as co-coordinator. He worked with the defensive line at WVU in 2001 and as defensive ends coach at UTEP in 2000.

His multiple spread defense, the 3-3-5, normally uses three down linemen and at times up to half a dozen defensive backs. His 2011 version helped the Mountaineers contain a potent Clemson offense and beat the Tigers, 70-33, in the 2012 Orange Bowl, with four turnovers gained, one for a score.

Among some of Casteel's noteworthy defenses at WVU were units that were No. 4 nationally in turnover margin in 2003; No. 7 nationally in turnover margin and No. 15 in total defense in 2005; best in the Big East and No. 13 nationally in rushing defense and 25th in turnover margin in 2006; No. 7 in total defense, No. 8 in scoring defense, No. 9 in turnover margin and top-20 marks in sacks and rushing defense in 2007; No. 11 in scoring defense and top-20 marks in turnover margin and pass efficiency defense in 2008; and No. 3 nationally in total defense in 2010.

He was the defensive line and strength coach at Shepherd University in Shepherdstown, W. Va., in 1989 and 1990 and assistant head coach and defensive coordinator from 1991-99 at Shepherd before moving to Division I football at UTEP.

Shepherd teams won West Virginia Intercollegiate Athletic Conference titles six times while he was assistant head coach. He was part of a WVU staff that led the Mountaineers to an average of 10 victories per season from 2006-11, two of those under Rodriguez.

He began his coaching career at California University in Pennsylvania as a graduate assistant from 1984-86, and then coached the defensive line at Palmetto High School in Miami, Fla. for a year.

Casteel and his wife, Rosemary, have two children, Jacob and Sarah. He holds bachelor's and master's degrees from California University (Pa.).

Casteel's Coaching History

- 2012- Arizona, defensive coordinator/linebackers
- 2003-11 West Virginia, defensive coordinator/linebackers
- 2002 West Virginia, co-defensive coordinator/linebackers
- 2001 West Virginia, defensive line
- 2000 UTEP, defensive ends
- 1991-99 Shepherd University (W. Va.), assistant head coach/defensive coordinator
- 1988-90 Shepherd University (W. Va.), defensive line/strength and conditioning
- 1987 Palmetto High School (Miami, Fla.), defensive line
- 1984-86 California University (Pa.), graduate assistant

Casteel in the Bowls

- 2013 AdvoCare V100 Bowl, Arizona coordinator
- 2012 Gildan New Mexico Bowl, Arizona coordinator
- 2011 Orange Bowl, West Virginia coordinator
- 2010 Champs Sports Bowl, West Virginia coordinator
- 2009 Gator Bowl, West Virginia coordinator
- 2008 Car Care Bowl, West Virginia coordinator
- 2007 Fiesta Bowl, West Virginia coordinator
- 2006 Gator Bowl, West Virginia coordinator
- 2005 Sugar Bowl, West Virginia coordinator
- 2004 Gator Bowl, West Virginia coordinator
- 2003 Gator Bowl, West Virginia coordinator
- 2002 Continental Tire Bowl, West Virginia co-coordinator
- 2000 Humanitarian Bowl, UTEP assistant

Jeff Casteel File

- Hometown Paden City, W. Va.
- High School Paden City
- College California University (Pa.), 1984
- Master's California University (Pa.), 1986
- Family Wife, Rosemary; Children, Jacob and Sarah
- Recruiting Area Tucson



Matt Caponi
Safeties

Year in Coaching: 10th
Year at Arizona: Third

In his third season with the Wildcats, Matt Caponi serves as safeties assistant coach. He was a defensive graduate assistant at UA during the 2012 season after being hired by Rodriguez in December 2011.

Caponi's safeties accounted for 224 tackles in 2013, nearly a third of the Wildcats' total stops. Arizona had five INT returns for touchdowns, tied for most among FBS teams. UA intercepted 18 passes in 2013, its most in a single campaign since totaling 16 in 2008.

With Caponi's guidance, Tra'Mayne Bondurant paced the secondary with four interceptions for 79 return yards and two touchdowns. William Parks contributed with two interceptions for 88 return yards and a touchdown in the AdvoCare V100 Bowl victory.

Prior to his arrival in Tucson, Caponi was a graduate assistant at Pittsburgh in 2011 and was the defensive coordinator at Washington and Jefferson College for three seasons (2008-10).

He worked with the linebackers in 2010 and was in charge of the secondary from 2006-09 at W&J. During the 2008 season, the Presidents advanced to the NCAA National Quarterfinals. Caponi got his start in coaching in 2004 as a student assistant at his alma mater, Mount Union College, and was Mount Union's JV coordinator and linebackers coach in 2005.

Caponi was a team captain and starting safety at Mount Union, earning all-conference second-team honors as a senior in 2003. MUC went 55-1 during his four years including three Division III national titles. He earned a degree in physical education in 2005.

Caponi's Coaching History

- 2013- Arizona, safeties
- 2012 Arizona, defensive graduate assistant
- 2011 Pittsburgh, defensive graduate assistant
- 2008-10 Washington and Jefferson, defensive coordinator
- 2006-09 Washington and Jefferson, secondary
- 2005 Mount Union, linebackers
- 2004 Mount Union, student assistant

Caponi in the Bowls

- 2013 AdvoCare V100 Bowl, Arizona assistant
- 2012 Gildan New Mexico Bowl, Arizona graduate assistant
- 2011 BBVA Compass Bowl, Pittsburgh graduate assistant

Matt Caponi File

- Hometown Pittsburgh, Pa.
- High School Baldwin
- College Mount Union, 2005
- Playing Career Mount Union, 2000-03, safety
- Recruiting Area West Bay, San Francisco, California JCs, Oregon



**Tony Dews
Receivers**

**Year in Coaching: 18th
Year at Arizona: Third**

In his third season with Arizona, Tony Dews coaches the Wildcat receivers. He was named to the Arizona staff on Dec. 7, 2011 by head coach Rich Rodriguez.

In 2013, Arizona's receivers accumulated 2,269 yards from 196 receptions to average 11.6 yards per catch.

UA's receiving corps was headlined by two true freshmen in 2013. Nate Phillips was named a Freshman All-American by the Football Writers' Association of

America and earned All-Pac-12 Honorable Mention honors. He led the receivers with 51 catches for 696 yards and seven touchdowns while averaging 13.6 yards per catch. He collected nine receptions and totaled 193 yards – the most ever by a true freshman in school history – in the AdvoCare V100 Bowl victory vs. Boston College. His yardage total is 11th-most in single-game history. Samajie Grant totaled 47 receptions for 373 yards and one touchdown.

Under Dews' guidance, Austin Hill totaled 81 catches for 1,364 yards and 11 touchdowns to lead the Wildcat receivers in 2012. He was named a Biletnikoff Award semifinalist, second-team All-Pac-12 and fourth-team All-America by Phil Steele. He ranked No. 2 in the Pac-12 in total receiving yards and yards per game (104.9).

Dews spent the 2011 season as tight ends coach and recruiting coordinator at Pittsburgh. He coached with Rodriguez at Michigan for three years (2008-10), at West Virginia for one season (2007), and has coached at six other schools in his career.

He coached tight ends at Central Michigan in 2004 and 2005, serving as CMU's special teams coordinator the final year. He coached linebackers and was associate special teams coordinator at UNLV in 2006 before joining Rodriguez' staff at WVU the following year. Dews also coached the offensive line at California (Pa.) University in 2002, and the defensive line at Holy Cross in 2003 before joining the staff at Central Michigan.

Dews began his coaching career at Bainbridge (Ga.) High School as offensive line coach in 1997. He moved to the collegiate ranks as a graduate assistant at West Virginia from 1999-2001, then with his first full-time position at Millersville University outside Lancaster, Pa., in 1998, working with the defensive line.

A graduate of Liberty University in 1996, Dews earned a master's degree from West Virginia in 2001. He played tight end and was the Flames' leading receiver among tight ends his final two years at Liberty.

He and his wife, Tamika, have four daughters, Savannah, Sierra, Sydney and Sienna.

Dews' Coaching History

- 2012- Arizona, receivers
- 2011 Pittsburgh, tight ends/recruiting coordinator
- 2008-10 Michigan, receivers
- 2007 West Virginia, receivers
- 2006 UNLV, linebackers/special teams
- 2004-05 Central Michigan, tight ends/special teams
- 2003 Holy Cross, defensive line
- 2002 California University (Pa.), offensive line
- 1999-2001 West Virginia, graduate assistant
- 1998 Millersville University, defensive line
- 1997 Bainbridge High School (Ga.), offensive line

Dews in the Bowls

- 2013 AdvoCare V100 Bowl, Arizona assistant
- 2012 Gildan New Mexico Bowl, Arizona assistant
- 2011 BBVA Compass Bowl, Pittsburgh assistant
- 2010 Gator Bowl, Michigan assistant
- 2007 Fiesta Bowl, West Virginia assistant
- 2000 Music City Bowl, West Virginia graduate assistant

Tony Dews File

- Hometown Clifton, Va.
- High School Centreville
- College Liberty, 1996
- Master's West Virginia, 2001
- Playing Career Liberty, 1992-95, tight end
- Family Wife, Tamika; Daughters, Savannah, Sierra, Sydney and Sienna
- Recruiting Area Los Angeles, Ventura County, Maryland, Virginia, Washington D.C., Georgia



**Bill Kirelawich
Defensive Line**

**Year in Coaching: 45th
Year at Arizona: Third**

Veteran defensive line coach Bill Kirelawich is in his third season at Arizona. He was named defensive line coach in January 2012 by head coach Rich Rodriguez.

He joined the Wildcat staff after three decades of coaching defense at West Virginia University. His grasp of Rodriguez's overall program and Jeff Casteel's 3-3-5 defense is second to none. Kirelawich's defenses ranked No. 1 nationally in 1996 and No. 3 in 2010.

Arizona's defensive front significantly improved its production in year two with Kirelawich. In 2013, the Wildcats totaled 77 tackles for a loss of 255 yards. In 2012, UA totaled 67 tackles for loss and 16 sacks over a 13-game season. Starting defensive linemen Sione Tuihalamaka (11.0 TFL, 5.0 sacks), Reggie Gilbert (7.0 TFL, 4.0 sacks) and Tevin Hood (7.5 TFL and 1.0 sacks) combined for 25.5 tackles for loss and 10 sacks in 2013. In 2012, that trio totaled 11.0 tackles for loss and 4.0 sacks.

Kirelawich started coaching at West Virginia in 1979 when he spent a year as a part-time assistant. He coached the defensive line from 1980-87, outside linebackers from 1988-90, the line again from 1991 to 2000, was an administrative assistant in 2001-02 and coached the line his last nine years in Morgantown.

His tenure in Morgantown was marked by bowl appearances, high statistical rankings, coaching All-Americans and all-conference players and the collegiate training of numerous players who went on to the professional ranks. He was 2010 FootballScoop Defensive Line Coach of the Year.

He began his coaching career with a nine-year stint as head coach at Cardinal Brennan (Pa.) High School from 1970-78. Kirelawich graduated from Salem University in West Virginia in 1969. A team captain and linebacker, Kirelawich still owns the school record with an 89-yard interception return.

Kirelawich and his wife, Maggie, have three children, Billy, Mikki and Jake, and a granddaughter, Kate. Billy is Assistant Director of Operations for the UA football program.

Kirelawich's Coaching History

- 2012- Arizona, defensive line
- 2003-11 West Virginia, defensive line
- 2001-02 West Virginia, administrative assistant
- 1991-2000 West Virginia, defensive line
- 1988-90 West Virginia, outside linebackers
- 1980-87 West Virginia, defensive line
- 1979 West Virginia, part-time assistant
- 1970-78 Cardinal Brennan High School (Pa.), head coach

Kirelawich in the Bowls

- listed by season, not date played*
- 2013 AdvoCare V100 Bowl, Arizona assistant
 - 2012 Gildan New Mexico Bowl, Arizona assistant
 - 2011 Orange Bowl, West Virginia assistant
 - 2010 Champs Sports Bowl, West Virginia assistant
 - 2008 Car Care Bowl, West Virginia assistant
 - 2007 Fiesta Bowl, West Virginia assistant
 - 2006 Gator Bowl, West Virginia assistant
 - 2005 Sugar Bowl, West Virginia assistant
 - 2004 Gator Bowl, West Virginia assistant
 - 2003 Gator Bowl, West Virginia assistant
 - 2002 Continental Tire Bowl, West Virginia assistant
 - 1998 Insight Bowl, West Virginia assistant
 - 1997 Carquest Bowl, West Virginia assistant
 - 1996 Gator Bowl, West Virginia assistant
 - 1994 Carquest Bowl, West Virginia assistant
 - 1994 Kickoff Classic, West Virginia assistant
 - 1993 Sugar Bowl, West Virginia assistant
 - 1989 Gator Bowl, West Virginia assistant
 - 1988 Fiesta Bowl, West Virginia assistant
 - 1987 Sun Bowl, West Virginia assistant
 - 1984 Bluebonnet Bowl, West Virginia assistant
 - 1983 Hall of Fame Bowl, West Virginia assistant
 - 1982 Gator Bowl, West Virginia assistant
 - 1981 Peach Bowl, West Virginia assistant

Bill Kirelawich File

- Pronunciation Kerr-LAV-itch
- Hometown Frackville, Pa.
- High School Cardinal Brennan (Ashland, Pa.)
- College Salem University, 1969
- Playing Career Salem, 1965-68, linebacker
- Family Wife, Maggie; Children, sons Billy and Jake, daughter Mikki
- Recruiting Area Bakersfield, Fresno, Bradenton/Naples/Ft. Myers, Fla., New Mexico

2014 Arizona Football Media Guide



David Lockwood Cornerbacks

Year in Coaching: 26th
Year at Arizona: Third

In his third season coaching Arizona's cornerbacks, David Lockwood joined Rich Rodriguez's staff in January 2012. He came to UA from West Virginia, where he was cornerbacks coach from 2008-11. He rejoined Rodriguez 22 years after working together as entry-level coaches. He has extensive experience coaching on both sides of the ball.

Last season, Arizona had five INT returns for touchdowns, tied for most among FBS teams. UA intercepted 18 passes in 2013, its most in a single campaign since totaling 16 in 2008. Lockwood's defensive backs accounted for eight interceptions for

50 return yards.

Jonathan McKnight led the group in passes broken up with eight while Jourdon Grandon chipped in with five. Shaquille Richardson was part of one of the most exciting plays of the year against No. 5 Oregon. Marcus Mariota entered the game having not thrown an interception this season, or in 353 total attempts but linebacker Scooby Wright hauled in an interception on the game's first play following an assist from Richardson. Later, Richardson intercepted a pass on Oregon's final drive, his third of the year.

During the 2012 season, Richardson ranked fourth in the league and No. 16 nationally in passes broken up with 14. Lockwood's unit accounted for five interceptions for 124 yards, including a turnover from Richardson in the Gildan New Mexico Bowl that led to Arizona's first score of the game.

Lockwood's units have recorded league-best interception totals (WVU, 2009), top 25 in pass defense (Kentucky, 2007; Memphis 1999) and a national No. 1 ranking in turnover margin (Minnesota, 2006), among other highlights. He also helped coach both James Madison and Delaware to four NCAA I-AA playoff appearances. His secondary at WVU ranked 11th nationally in pass defense during the 2010 season.

Prior working at his alma mater WVU, Lockwood was Kentucky's defensive backs coach in 2007, Minnesota's defensive coordinator and linebackers coach in 2005-06 and Minnesota's secondary coach from 2002-04.

He coached cornerbacks at Notre Dame in 2001, defensive backs at West Virginia in 2000 and defensive backs at Memphis in 1999. He coached wide receivers at Memphis from 1995-98, tight ends and receivers at James Madison in 1994, and tight ends and receivers at Delaware from 1990-93.

Lockwood began his career as a graduate assistant with the 1989 West Virginia team and earned his bachelor's degree from WVU in 1989.

He was a four-year letterman and defensive back at WVU from 1984-88 and a member of the 1984 Bluebonnet, 1987 Sun and 1988 Fiesta Bowl teams. He helped the Mountaineers to an undefeated regular season and national championship game as a senior.

Lockwood and his wife, Heidi, have three children, Autumn, David Jr. and Jeffrey.

Lockwood's Coaching History

2012-	Arizona, cornerbacks
2008-11	West Virginia, cornerbacks
2007	Kentucky, defensive backs
2005-06	Minnesota, defensive coordinator/linebackers
2002-04	Minnesota, defensive backs
2001	Notre Dame, cornerbacks
2000	West Virginia, defensive backs
1999-2000	Wyoming, defensive backs
1999	Memphis, defensive backs
1995-98	Memphis, wide receivers
1994	James Madison, tight ends/wide receivers
1990-93	Delaware, tight ends/wide receivers
1989	West Virginia, graduate assistant

Lockwood in the Bowls

2013	AdvoCare V100 Bowl, Arizona assistant
2012	Gildan New Mexico Bowl, Arizona assistant
2011	Orange Bowl, West Virginia assistant
2010	Champs Sports Bowl, West Virginia assistant
2009	Gator Bowl, West Virginia assistant
2008	Car Care Bowl, West Virginia assistant
2007	Music City Bowl, Kentucky assistant
2006	Insight.com Bowl, Minnesota coordinator
2005	Music City Bowl, Minnesota coordinator
2004	Music City Bowl, Minnesota assistant
2003	Sun Bowl, Minnesota assistant
2002	Music City Bowl, Minnesota assistant
2000	Music City Bowl, West Virginia assistant
1994	NCAA I-AA playoffs, James Madison assistant
1993	NCAA I-AA playoffs, Delaware assistant
1992	NCAA I-AA playoffs, Delaware assistant
1991	NCAA I-AA playoffs, Delaware assistant
1989	Gator Bowl, West Virginia graduate assistant
1988	Fiesta Bowl, West Virginia player
1987	Sun Bowl, West Virginia player
1984	Blue Bonnet Bowl, West Virginia player

David Lockwood File

Hometown	Media, Pa.
High School	Penncrest
College	West Virginia, 1989
Playing Career	West Virginia, 1984-88, defensive back
Family	Wife, Heidi; Children, Autumn, David Jr., Jeffrey
Recruiting Area	West Phoenix, Orlando, Las Vegas, Nev.



Jim Michalczyk Offensive Line

Year in Coaching: 25th
Year at Arizona: Second

Veteran collegiate and NFL assistant coach Jim Michalczyk joined head coach Rich Rodriguez and the Arizona football staff on Jan. 15, 2013 as the Wildcats' offensive line coach.

Under Michalczyk's guidance, the Wildcats' offensive line blocked for Ka'Deem Carey's 1,885 yards and 19 touchdowns. Additionally, B.J. Denker threw for 2,516 yards and 16 scores. Arizona's offense averaged 33.5 points per game, totaled 311 first downs and averaged 458.5 yards of offense per game.

Michalczyk came to Arizona after spending nine seasons over two stints on the California coaching staff from 2002-08 and 2011-12, serving his first seven campaigns with the Golden Bears as the offensive line coach and his final two as the team's offensive coordinator, in addition to his offensive line duties. He was a member of the Oakland Raiders staff in 2009-10, serving as offensive line coach.

Michalczyk has a combined 24 campaigns of experience in the collegiate and professional coaching ranks, including a total of eight winning seasons and seven bowl games with the Bears. The play of Cal's offensive line under Michalczyk's direction from 2002-08 and again in 2011 and 2012 was a key factor to the Bears posting a 69-45 (.605) record during the nine-year period.

Current NFL players Alex Mack and Mitchell Schwartz of the Browns, along with Brian De La Puente (New Orleans Saints), are among the 12 former offensive linemen that played for Michalczyk to be signed by NFL teams. Others that have spent time on NFL rosters include Justin Cheadle, Mike Gibson, Ryan O'Callaghan, Aaron Merz, Marvin Philip, Erik Robertson, Mike Tepper, Scott Tercero and Mark Wilson.

Prior to joining Cal in 2002, Michalczyk spent three seasons at Oregon State coaching the tight ends, while also serving as special teams coordinator and an assistant coach on the offensive line. The Beavers posted their first winning season in 29 years in his first campaign in Corvallis in 1999.

Michalczyk was also the offensive line coach for seven seasons at Montana State from 1992-98 after beginning his coaching career with two campaigns (1990-91) as a defensive line coach at Miami (Fla.). The Hurricanes won the 1991 national title after posting an unbeaten 12-0 season. In 1990, Miami was ranked fourth nationally and finished with a 9-2 mark.

He is a 1988 graduate of Washington State, including an appearance in the 1988 Aloha Bowl as a member of the Cougars' offensive line. He earned three letters as an offensive guard in Pullman, earning honorable mention All-Pac-10 and honorable mention All-America honors from The Sporting News as a senior. A native of Port Angeles, Wash., Michalczyk and his wife, Jennifer, have two sons, Max and Chase.

Michalczyk Coaching History

2013-	Arizona, offensive line
2011-12	California, offensive coordinator/offensive line
2009-10	Oakland Raiders, offensive line
2002-08	California, assistant head coach/offensive line
1999-2001	Oregon State, tight ends/special teams/offensive line
1992-98	Montana State, offensive line
1990-91	Miami, defensive line

Michalczyk in the Bowls

2013	AdvoCare V100 Bowl, Arizona assistant
2011	Holiday Bowl, California coordinator
2008	Emerald Bowl, California assistant
2007	Armed Forces Bowl, California assistant
2006	Holiday Bowl, California assistant
2005	Las Vegas Bowl, California assistant
2004	Holiday Bowl, California assistant
2003	Insight Bowl, California assistant
2000	Fiesta Bowl, Oregon State assistant
1999	Oahu Bowl, Oregon State assistant
1992	Orange Bowl, Miami assistant
1991	Cotton Bowl, Miami assistant
1988	Aloha Bowl, Washington State player

Jim Michalczyk File

Pronunciation	muh-hall-CHECK
Hometown	Port Angeles, Wash.
High School	Port Angeles
College	Washington State, 1988
Playing Career	Washington State, 1984-88, offensive line
Family	Wife, Jennifer; Sons, Max and Chase
Recruiting Area	East Bay, Inland Empire, Washington

2014 Arizona Football Media Guide



Charlie Ragle Tight Ends/Special Teams

Year in Coaching: Third
Year at Arizona: Third

After serving as Arizona's assistant director of operations for the 2012 season, Charlie Ragle was named assistant coach charged with overseeing the tight ends and special teams in December 2012.

In Ragle's first season, kicker Jake Smith completed seven PAT and three field goals to set a school record for points in a game by a kicker (16) in the 58-13 win at UNLV. On the season, Smith scored 89 points with 12 field goals and 53 extra points. He had a season-long kick of 53 yards in the road win at California.

Punter Drew Riggleman had 56 kicks for 2,243 yards with an average of 40.1 yards per kick and a long punt of 71 yards vs. Washington State. He recorded four touchbacks and landed 18 punts inside the 20 with 12 kicks of 50+ yards. Additionally, five of Ragle's players earned Pac-12 All-Academic honors.

Ragle was head coach at Chaparral High School in Scottsdale, Ariz. from 2007-11, winning three 5A II state championships in 2009, 2010 and 2011 while compiling a remarkable 63-7 record in the span. Ragle's Chaparral staff developed a relationship with Rodriguez in 2008 when he recruited two of Ragle's prep players for Michigan's program.

Ragle's last Firebird team went 14-1 in capturing his third Division II state title. He also shared athletic director duties at Chaparral. He was defensive coordinator in 2005 at the school before taking a year to serve as a graduate assistant at ASU in 2006, working with the offensive line. He was defensive coordinator at Moon Valley High School in Phoenix for five years from 2000-04.

A 1998 graduate of Eastern New Mexico, Ragle was a three-year starting running back and kick returner. He and his wife, Carrie, have a daughter, Caylee, and a son, Chas.

Ragle Coaching History

2013-	Arizona, tight ends/special teams
2007-11	Chaparral HS (Ariz.), head coach
2006	Arizona State, graduate assistant
2005	Chaparral HS (Ariz.), defensive coordinator
2000-04	Moon Valley HS (Ariz.), defensive coordinator

Ragle in the Bowls

2013	AdvoCare V100 Bowl, Arizona assistant
2006	Sheraton Hawai'i Bowl, Arizona State graduate assistant

Charlie Ragle File

Hometown	Playas, N.M.
High School	Animas
College	Eastern New Mexico, 1998
Playing Career	Eastern New Mexico, 1994-97, running back
Family	Wife Carrie; Children, Caylee and Chas
Recruiting Area	Phoenix, Scottsdale, Arizona and Kansas JCs



Mike DiAngelo Defensive Graduate Assistant

Year in Coaching: Ninth
Year at Arizona: Second

Mike DiAngelo is in his second season as a defensive graduate assistant at Arizona. He works primarily with the safeties while assisting with all facets of the defense.

He joined Rich Rodriguez's staff in spring 2013 after spending six years on the coaching staff at Washington and Jefferson College. During his tenure with the Presidents, DiAngelo served as secondary coach, quarterbacks and receivers coach and also served as special teams coordinator.

DiAngelo helped W&J earn the school's 23rd PAC Championship and 22nd NCAA playoff appearance during the 2012 season. As special teams coordinator, he played an important role in the development of Eric Eberle, who became one of the region's top kickers/punters. Eberle booted 11 field goals (second in school history) and was an All-PAC First-Team selection. W&J led the conference in kickoff coverage with a 40.6-yard advantage per game on their opponents.

In 2011, DiAngelo helped the Presidents rank 37th in the nation in total defense (299.3 ypg). DiAngelo also coached wide receiver David Ravidia, who finished his career as the Presidents' all-time leading receiver with 191 catches.

He spent the 2006 season as an assistant football coach at Division II Concord University (W.Va.) where he worked primarily as the team's quarterbacks coach. He also assisted with the special teams units.

DiAngelo was a four-year member of the Baldwin-Wallace (2002-05) football program and a two-year starting quarterback. As a junior, the Steubenville, Ohio native threw for 1,249 yards and eight touchdowns. During his sophomore season in 2003, the Yellow Jackets earned a bid to the NCAA Division III playoffs.

DiAngelo graduated with a bachelor's degree in sport management in 2006 and earned his master's degree in education from Franciscan University (Steubenville, Ohio) in 2009.



Casey Vance Defensive Graduate Assistant

Year in Coaching: Second
Year at Arizona: Second

Casey Vance is in his second season as a defensive graduate assistant at Arizona. He works primarily with the linebackers while assisting with all facets of the defense. He joined the Arizona football staff in spring 2013 after a decorated playing and academic career at West Virginia.

Vance was a seven-time Dean's List honoree, a member of the President's List, two-time All-Big East Academic Team and a nine-time member of the Garret Ford Academic Honor Roll.

He was a recipient of WVU's 2012 Meisel Award, given to the senior with the highest GPA while lettering for the football team, a recipient of the Sturgis Endowment Scholarship and a recipient of the Promise Scholarship.

He earned his bachelor's degree in history in 2011 and his master's degree in secondary education in 2013, both from West Virginia. Vance is a native of Seneca Rocks, W.Va.

2014 Arizona Football Media Guide



Cory Zirbel **Offensive Graduate Assistant**

Year in Coaching: Fourth
Year at Arizona: Third

Cory Zirbel is in his third season as an offensive graduate assistant at Arizona. He works primarily with the offensive line while assisting with all facets of the offense. He joined Arizona's staff in December 2011.

Zirbel was a scholarship player and two-time letterwinner (2007, 2008) as an offensive lineman at Michigan from 2005-09. He redshirted his true freshman year in 2005, played in 11 games at tackle and on special teams in 2006, and all 13 games in 2007 as a guard and a member of the kicking units. He was backup to UM consensus All-American Jake Long in

2006.

Before his fourth year, a knee condition cut his playing career short. Instead, he served Rich Rodriguez's offensive staff as a volunteer student assistant in 2009 and was hired as an offensive quality control staff member in 2010. In 2011, Zirbel worked for the Michigan Athletic Department.

Zirbel earned University of Michigan Academic Achievement honors in 2006 and 2009. He earned his degree in general studies with an emphasis in sociology in 2009 and is working on a master's in educational psychology at Arizona. He played at Murray High School in Kentucky where he was the state's Gatorade Player of the Year in 2004.

Zirbel and his wife, Jakkie, were married in July 2013. His twin brother, Cody, is in the U.S. Marine Corps.



Matt Dudek **Director of On-Campus Recruiting and Player Personnel**

Year in College Athletics: Ninth
Year at Arizona: Third

Matt Dudek is in his third season as Arizona football's on-campus recruiting coordinator and player personnel director. He provides considerable focus to on-campus recruiting, including the planning and details for visits by prospective student-athletes, in addition to his work with the players and personnel duties. He also works closely with the coaches on the operational end of their recruiting efforts. He joined Rich Rodriguez's staff in December 2011.

With a stellar reputation as one of the nation's top recruiting coordinators, he helped assemble the No. 23 recruiting class for Arizona, ranked by ESPN, on National Signing Day in February 2014. Dudek's resume also boasts four top-25 recruiting classes during his tenure at Pittsburgh.

Dudek was the Director of Football Branding and Events at Rutgers University for the 2011 season, and the Assistant Director of Football Operations and Recruiting Coordinator at Pittsburgh for several years prior.

Also at Pittsburgh, he worked as an academic counselor with the football, women's tennis and gymnastics teams. He served as the Disability Resource Services liaison and the Continuing Eligibility Certification representative. Dudek was familiar with the football program prior to joining the academic staff as he spent two years as a video graduate assistant for the Panthers.

He is a 2003 graduate of the University of Pittsburgh. In 2008, Dudek earned his M. Ed. in Instruction and Learning, graduating summa cum laude. He earned his Pennsylvania Instructional Certification in Secondary Social Studies Education in 2007. He graduated from South Allegheny High School, near McKeesport, in the greater Pittsburgh area.

Dudek and his wife, Lindsay, have daughters, Abby, and twins, Giuliana and Camella.



Mike Parrish **Assistant A.D./Director of Operations**

Year in College Athletics: Eighth
Year at Arizona: Third

Mike Parrish is in his third season as Arizona football's Director of Operations. He was promoted to assistant athletics director in 2013 after joining the staff in December 2011.

Parrish is the staff's liaison to academic support staff, the athletic department's compliance office, directs team travel, the football calendar, recruiting processes and many other day-to-day activities for the staff.

He served as Rodriguez's Director of Operations at Michigan in 2010 and was an operations assistant in Ann Arbor for the first two years of Rodriguez's tenure (2008, 2009).

At West Virginia, he served as operations graduate assistant in 2006 and 2007 and was an operations student

assistant during his undergraduate career. Additionally, he was an intern with Steiner Sports Marketing and Memorabilia Agency in New Rochelle, N.Y. in 2005.

A native of Hershey, Pa., he earned bachelor's (2006) and master's (2008) degrees from West Virginia. He married Lauren Wisniewski in July 2014.



Billy Kirelawich **Assistant Director of Operations**

Year in College Athletics: Third
Year at Arizona: Third

Billy Kirelawich is in his third season as a member of the operations staff for Arizona football. He assists in day-to-day planning and helps with recruiting logistics.

In 2010, he worked in the Pittsburgh Pirates' Florida operations in Bradenton, Fla., and in 2011, he was an associate in Baltimore, Md., at Aerotek, a recruiting and staffing firm focused primarily in the aerospace and defense industry.

He received his bachelor's degree in sports management from West Virginia University in 2008, and a master's in the same discipline in 2010. Born in Wheeling, W. Va., he played linebacker at University High School in Morgantown, W. Va.

He and his wife, Madeline, welcomed a baby girl, Kate, in March 2014. His father, Bill, serves as Arizona's defensive line coach.



Jahmile Addae **Operations Coordinator**

Year in College Athletics: Eighth
Year at Arizona: Second

Jahmile Addae (JUH-mall UH-dye) is in his second season as a member of the Arizona football operations staff, assisting with the day-to-day duties of total program management.

He spent the 2010 and 2011 seasons as the running backs coach at the University of Cincinnati. At UC, Addae mentored All-BIG EAST Second-Team selection Isaiah Pead, who rushed for 1,029 yards while leading the conference in yards per carry (6.6), a mark that ranked him in the top-10 nationally. Pead, who averaged 93.6 yards per game, was UC's first 1,000-yard rusher in almost a decade and only the Bearcats' seventh all-time. Addae was recognized by Rivals.com as one of the top-10 recruiters in the BIG EAST Conference.

He previously served as UC's Director of Player Development. He also managed many of UC's off-the-field responsibilities including overseeing the highly-successful Cats In The Community program.

Addae arrived at UC after two seasons as a defensive graduate assistant at the University of Michigan working with the Wolverines' defensive secondary and scout team offense. Addae was a graduate assistant in the football video department at West Virginia University in 2007.

He was a four-year starter, two-time captain and three-time All-BIG EAST performer at West Virginia. He was a finalist for the 2005 Ronnie Lott Trophy and was named to the watch list for the 2005 Jim Thorpe Award. He was selected for the Senior Bowl in 2005 and participated in the NFL Combine.

A native of Tampa, Fla., Addae signed a free agent contract with his hometown Tampa Bay Buccaneers in 2005 and spent the end of the season with the Indianapolis Colts.

Addae and his wife, Maryann, have two sons, Agyeman and Ayden.

2014 Arizona Football Media Guide



Andrew Warsaw Operations Coordinator

Year in College Athletics: Sixth
Year at Arizona: Second

Andrew Warsaw is in his second season as a member of the Arizona football operations staff. He comes to Tucson after stints at Fordham, the U.S. Merchant Marine Academy, Penn and Villanova.

He spent the 2012 season at Fordham and served as the director of operations. For the 2011 campaign, he served as the director of operations and recruiting coordinator at the U.S. Merchant Marine Academy.

Warsaw served as the assistant director of football operations at the University of Pennsylvania in 2010, helping the Quakers to the 2010 Ivy League title. Warsaw served as an intern at Villanova in 2009 as the Wildcats won the NCAA FCS National Championship that season.

A 2009 graduate of the West Virginia, Warsaw served as a student manager for four years as an undergraduate. He helped with preparations for two bowl game appearances by the Mountaineers, the 2008 Fiesta Bowl and the 2008 Meineke Car Care Bowl.

He and his wife, Ashley, reside in Tucson.



Miguel Reveles Intern

Year in College Athletics: Third
Year at Arizona: Second

Miguel Reveles is in his second season as a football intern. He came to Arizona after serving on the Azusa Pacific coaching staff for the 2012 season. With the Cougars, he served as tight ends coach and the director of high school relations.

Reveles was on staff at APU with NFL Hall of Famer Jackie Slater under head coach Victor Santa Cruz. He helped recruit the top signing class in the Great Northwest Athletic Conference.

During his time in the California prep ranks, he spent two seasons on the coaching staff at Colony High School and one

season at Los Osos High School.

He earned his bachelor's degree from University of La Verne and is currently pursuing a master's degree in education.



Chris Allen Associate AD/Strength and Conditioning

Year in College Athletics: 12th
Year at Arizona: Third

Chris Allen is in his third season as Associate Athletics Director for Strength and Conditioning. He oversees the entire Arizona Strength and Conditioning program, while working specifically with football and women's basketball.

Allen was the Director of Skill Development and Associate Director of Strength and Conditioning at Michigan from 2008-10 while Rich Rodriguez was head coach, and spent five seasons (2003-07) as a member of the West Virginia strength staff as Coordinator of Strength and Conditioning and Director of Skill Development while Rodriguez was head coach in Morgan-

town.

A native of Kingston, Jamaica, Allen was a sprinter on the WVU track team from 1996-2000 and graduated in 2000 with degrees in accounting and management information systems. He later earned a master's degree in athletic coaching education from WVU in 2005 while serving as an assistant with noted strength coach Mike Barwis.

His athletic and academic accomplishments include the 2000 West Virginia University Track and Field Academic Award, first-team all-conference honors in 1999 and 2000, academic all-conference honors from 1997 to 2000, and an annual citation as a WVU Storer Scholar Award from 1995 to 1999. He was an Intercollegiate Association of Amateur Athletes of America sprint champion in 2000.

Allen holds certifications from the National Strength and Conditioning Association, the National Association of Speed and Explosion, USA Weightlifting Level I Sports and the American Red Cross.



Parker Whiteman Director of Skill Development/ Strength and Conditioning

Year in College Athletics: Eighth
Year at Arizona: Third

Parker Whiteman is in his third season as Director of Skill Development and assistant strength and conditioning coach with Arizona football. He served in a similar capacity with Rich Rodriguez's teams at Michigan and West Virginia. He was assistant strength coach with the Wolverines from 2008-10.

Whiteman was appointed a full-time assistant strength coach at West Virginia in 2007 after working as a graduate assistant in 2006. Prior to that, he spent two years as an assistant strength coach with the Baltimore Ravens and worked as a performance coach for Velocity Sports Performance.

He received his bachelor's degree in physical education and health from Shepherd University (W.Va.), where he played football, in 2006. Whiteman completed a master's degree in exercise science from McDaniel College. He is a native of Keyser, W. Va.



Vincent Amey Strength and Conditioning

Year in College Athletics: Third
Year at Arizona: Third

Vincent Amey is in his third season as an assistant on the strength and conditioning staff for Arizona football. He came to the University of Arizona Strength and Conditioning staff with several years of football coaching and playing experience.

Prior to his arrival in Tucson in 2012, he served as defensive line coach at Chaparral High School in Phoenix, the 2011 Arizona State Champions.

He played in the NFL, originally drafted by the Oakland Raiders, in NFL Europe and in the Arena League. He was a member of the 1999 NFL Europe Championship team with the Frankfurt Galaxy and is an eight-year veteran of the Arena Football League, spending a significant amount of his career with the Arizona Rattlers.

Amey was a four-year letterman at Arizona State as a defensive tackle. He played as a true freshman in 1994, was a member of the 1996 and 1997 Pac-10 Championship teams, started at defensive tackle in the 1997 Rose Bowl and was named Pac-12 Honorable Mention.

Amey and his wife, Kelley, have sons Myles and twins, Dallas and Jackson.



Brett Gerch Strength and Conditioning

Year in College Athletics: 11th
Year at Arizona: First

Brett Gerch joined the Arizona strength and conditioning staff in March 2014 after serving as the head football strength coach at Army in West Point, N.Y. from 2009-13.

After working for head coach Rich Ellerson at Cal Poly from 2007-09, Gerch joined Ellerson, Arizona's defensive coordinator from 1992-95 and 1997-2000, at West Point.

In his two years at Cal Poly, Gerch was responsible for designing and implementing the strength and conditioning program for Ellerson's football team and all 20 of the Mustangs' varsity

programs.

Prior to his tenure in San Luis Obispo, Gerch worked for one year on the strength and conditioning staff at the University of Delaware, where he assisted with the football team and oversaw the strength and speed programs for the Blue Hens' tennis, softball, soccer, rowing and track and field teams.

Gerch worked outside of intercollegiate athletics for four years prior to joining the Delaware staff. From 2003-06, he was the head sports performance coach at Velocity Sports Performance in Baltimore, Md. He trained professional, college and high school athletes in various sports with an emphasis on weight lifting, agility and speed development. During his time in Baltimore, Gerch also served as a part-time assistant strength coach with the National Football League's Baltimore Ravens.

The 2000 graduate of Appalachian State University also boasts experience on the campuses of the University of Richmond (2002-03), Western Carolina University (2001-02) and the University of North Carolina (2000-01). He has designed workout programs for a variety of sports, including soccer, field hockey, swimming and diving, golf, gymnastics and softball.

Gerch spent the summer of 1999 as a strength and conditioning intern with the U.S. Olympic Training Center in Lake Placid, N.Y. While in Lake Placid, he trained athletes from winter Olympic sports and emphasized

2014 Arizona Football Media Guide

weight lifting, stability, plyometrics and speed.

Gerch began his undergraduate education at Oregon State University, serving as a student assistant strength and conditioning coach for the Beavers' football and basketball programs. He continued in that role after transferring to Appalachian State, where he graduated with a bachelor's degree in exercise science.

A certified strength and conditioning specialist and a certified member of USA Weightlifting, Gerch earned a master's degree in physical education from Western Carolina in 2002.



Ovid Goulbourne Strength and Conditioning

Year in College Athletics: Third
Year at Arizona: Third

Ovid Goulbourne is in his third season as an assistant strength and conditioning coach with the University of Arizona Athletics Department. He works primarily with the football and women's golf programs.

He was a four-year letterman as a linebacker at West Virginia, playing under current UA defensive coordinator Jeff Casteel. Goulbourne played on the WVU teams that participated in the 2005 Sugar, 2006 Gator, 2007 Fiesta, 2008 Car Care and 2009 Gator Bowls. He graduated in 2009 with a degree in multidisciplinary studies. During his time in Morgantown, Goulbourne

was named to the Athletic Director's Honor Roll and a BIG EAST Academic All-Star.

A native of Lluidas Vale, St. Catherine, Jamaica, he was a football star at Easton Area High School in Easton, Pa. Goulbourne was a star running back for the Red Rovers and was the Express-Times Football Player of the Year in 2004.



Wendell Neal Associate A.D./Equipment Operations

Year in College Athletics: 31st
Year at Arizona: 17th

Wendell Neal joined the Arizona Athletic Department in July 1998 as Director of Equipment Operations. In August 2003, he was promoted to Assistant Athletics Director for Equipment Operations and is now an associate athletic director. Neal and his staff oversee all equipment needs for the 20 sports programs at the University of Arizona.

Neal is a certified member of the Athletic Equipment Managers Association (AEMA). In past years, he has served on the AEMA Board of Directors, Certification Steering Committee and Continuing Education Committee.

Before arriving in Tucson, Neal served as the Director of Equipment Operations at Washington State University for nearly 10 years spanning from 1989-98. He has also served as Athletic Equipment/Facilities Director at Sam Houston State University in Huntsville, Texas from 1984-89.

Neal earned a bachelor's degree in education from the University of Houston, where he was a student football manager for four years. He started his full-time career as an equipment manager at his alma mater.

Neal is married to the former Cindy Hale, and they have one daughter, Natalie, and two sons, Tyler and Austin. Neal has been active in youth sports, serving on Little League Boards, while coaching youth baseball and AAU basketball.



Michael Barnett Equipment Operations

Year in College Athletics: Third
Year at Arizona: Second

Michael Barnett is in his second season as a member of the equipment staff for Arizona football. He spent the 2012 season as the assistant football equipment manager for Louisiana Tech. He got his start in college athletics as a student football equipment manager for the Wildcats from 2009-12.

Barnett assists in maintaining equipment for the team, all day-to-day equipment room issues, inventory, pre- and post-game laundry, transporting and setting up equipment for home and away games and aiding the coaches during practices and on game days. He helps oversee a staff of 16 student managers.

Barnett has also worked as an assistant for the Lute Olson Basketball Camp, Mike Stoops Football Camp, Sean Miller Basketball Camp, the UCLA Basketball Camp and the Louisiana Tech Football Camp.

He is a member of and certified by the Athletic Equipment Managers Association (AEMA). A native of New City, N.Y., Barnett earned a bachelor's degree in communication from the University of Arizona.



Tim Cummins Video Coordinator

Year in College Athletics: 10th
Year at Arizona: 10th

Tim Cummins is in his 10th season with Arizona football and his seventh season as head video coordinator. He organizes the filming of practices and games as a teaching tool for coaches and player evaluations.

In 2013-14, Cummins was named the Pac-12 Video Coordinator of the Year by his peers and by the Collegiate Sports Video Association. He is also responsible for weekly exchanges with opponents, upkeep and maintenance of the equipment used by the football team, meeting with coordinators and position coaches for video cut-up needs and he produces weekly motivational videos and the season highlight video.

While managing a staff of nine in the daily video operations, Cummins serves as the administrator of Arizona's cloud video-based technology, allowing access to video from home via internet using devices.

Cummins earned his bachelor's degree from UA in 2004 in media arts. Prior to his work with Arizona Athletics, he served as a video production consultant and was a football coach at Salpointe Catholic High School. A Tucson native, Cummins is married to the former Rebecca LeGendre.



Brian Riden Video Coordinator

Year in College Athletics: Fourth
Year at Arizona: Fourth

Brian Riden is in his fourth year as assistant video coordinator with the Arizona football team. Previously, he spent two seasons as a video student assistant with the Wildcats.

Prior to joining the staff fulltime, he completed an internship with the Arizona Athletics Video Department doing camera work for men's and women's basketball, baseball, softball and track and field.

A Tucson native, he attended Pueblo High School and Pima Community College before earning his bachelor's degree in media arts with a minor in business from Arizona in 2011. Riden spent seven seasons as the volunteer coach for the Pueblo High School girls' basketball team.

Support Staff

Randy Cohen	Assoc. A.D./C.A.T.S. Medical Services
Jenny Allen	Assoc. Athletic Trainer/Physical Therapist
Lanny Bradford	Assoc. Athletic Trainer
Dale Rudd	Assoc. Athletic Trainer
Kent Bultemeier	Asst. Athletic Trainer
Brian Crouser	Intern Athletic Trainer
Tom Boesel	Equipment Operations
Andy Salgado	C.A.T.S. Senior Academic Counselor
Marisol Quiroz	C.A.T.S. Asst. Director/Learning Specialist
David Corsi	C.A.T.S. Learning Specialist
Molly O'Mara	Assoc. Director/Communication Services
Blair Willis	Asst. Director/Communication Services
Melissa Melendez	Administrative Associate to Rodriguez
Ana Verdin	Administrative Associate for Recruiting
Krisanne Ryther	Administrative Associate for Operations
Erica Hirsch	Administrative Assistant for Operations

2014 Arizona Football Media Guide

Returning Lettermen



7 Jamar Allah, Free Safety, 6-1, 186
Junior-1L, Phoenix, Ariz. (North Canyon HS)

2013: Played in seven games as a member of the secondary and on special teams, including the AdvoCare V100 Bowl win over Boston College ... Pac-12 All-Academic Honorable Mention ... Logged three solo tackles.

2012: Played in 11 games as a member of the secondary in Arizona's 3-3-5 defense ... One of six true freshman to play on defense during the season ... Had a career-high three tackles in the 59-38 win over No. 18 Oklahoma State.

High School: Two-time all-conference honoree ... 2012 Arizona All-State Second-Team ... Accounted for 34 tackles and one interception in 2011 ...

Punt and kickoff returner ... 54 tackles as junior with one interception ... All-region first-team honors ... Played at Deer Valley his first two years ... Nine receptions for 99 yards as a wide receiver his senior year.

Personal: Son of Said Allah and Deashawn Flores.

Career Stats

Year	G/GS	UA-A	Total
2013	7/0	3-0	3
2012	11/0	5-0	5
Total	18/0	8-0	8



23 Jared Baker, Running Back, 5-8, 192
RS Junior-2L, Los Angeles, Calif. (Loyola HS)

2013: Played in 11 games, missing the USC contest and the AdvoCare V100 Bowl after suffering a knee injury in the game at ASU ... Pac-12 All-Academic Second-Team ... Carried the ball 27 times for 127 yards ... Averaged 4.7 yards per carry and 11.5 yards per game ... Long carry of 37 yards came in the 58-13 win at UNLV ... Also returned nine kicks for 210 yards ... Averaged 23.3 yards per return with a long of 34 against Washington State.

2012: Pac-12 First-Team All-Academic ... Played in 11 games as a reserve running back and on special teams ... Named Arizona's main kick returner for the Stanford game on Oct. 6 and served in the role for the final six games

of the regular season and the bowl game ... Had five returns for 100 yards, an average of 20 yards per return and a long of 25 ... Had 20 carries for 85 yards and a TD, scored in the South Carolina State game.


2011: Redshirted his true freshman year.

High School: PrepStar All-West Region ... MaxPreps Top-35 tailback ... Co-offensive MVP and first-team honors for Serra League ... Compiled 1,150 rushing yards on 170 carries as a senior, with 12 TDs ... Added 12 catches for 138 yards ... Rushed for 219 yards and four scores against Valencia in 2010 ... Ran the 100 and 200 meters and 4x100m in track, with a fourth-place finish in the 100 meters at the 2010 Mt. SAC Relays, running a 10.83 ... Holds the Mission League record at 10.84 ... Prep best clocked at 10.71 as a junior ... Was Serra League Offensive MVP in 2009 when he racked up 6.9 yards per carry en route to 1,453 yards and 10 TDs ... Earned third-team preseason CatholicSportsNet inaugural All-America honors.

Personal: Son of Ted Baker and Barbara Lee ... Majoring in pre-architecture.

Career Stats - Rushing

Year	G/GS	Rush	Yds	TD	Avg/C	Lg	Avg/G
2013	11/0	27	127	0	4.7	37	11.5
2012	11/0	20	100	1	4.2	16	7.7
Total	22/0	47	227	1	4.3	37	10.3



68 Mickey Baucus, Offensive Line, 6-8, 293
RS Senior-3L, Mundelein, Ill. (Carmel Catholic HS)

2013: Started and played in all 13 games at left tackle ... Member of the offensive line that allowed for Ka'Deem Carey to rush for 1,885 yards and 19 touchdowns ... Group led Arizona to average 264.9 rushing yards per game and allowed just 1.31 sacks per game, both figures ranked second in the Pac-12 ... Additionally, B.J. Denker threw for 2,516 yards and 16 scores ... Arizona's offense averaged 33.5 points per game, totaled 311 first downs and averaged 458.5 yards of offense per game.

2012: Member of the offensive line that earned Offensive Player of the Week honors from the Arizona coaching staff for its performance in the Washington

game ... Wildcats' starting left tackle in all 13 games ... Played with an offensive line that allowed UA to lead the Pac-12 in total offense for four-straight weeks (weeks 6-9) and rank as high as fourth nationally in weeks 3, 7 and 9 ... Arizona's offensive triple-threat attack featured a 3,000-yard passer (Matt Scott - 3,620 yards), a 1,500-yard rusher (Ka'Deem Carey - 1,929 yards) and a 1,000-yard receiver (Austin Hill - 1,364 yards).

2011: Made 12 starts at left tackle as a redshirt freshman ... Member of the offensive line that allowed for quarterback Nick Foles to throw for 4,334 yards and 28 touchdowns, averaging 465.2 yards of offensive per game and 30.8 points per game.

2010: Redshirted his true freshman year.

High School: All-East-Suburban Conference honors as senior ... Daily Herald Lake County All-Area First-Team ... Waukegan News Sun All-County First-Team ... Chicago Tribune Second-Team All-State in 2009 ... IlliniHQ All-State First-Team honors ... Chicago Sun-Times All-Area Special Mention ... Sun-Times Media 'Gold List' Super 22 ... PrepStar All-Midwest ... SuperPrep All-Midwest ... Helped Corsairs earn a share of a conference title ... Also played basketball.

Personal: Son of Ann and Michael Baucus ... Majoring in economy and industry.



21 Tra'Mayne Bondurant, Safety, 5-10, 216
Senior-3L, Vallejo, Calif. (Fairfield HS)

2013: Started and played 12 games at spur ... Missed the Colorado game because of injury ... Totaled 72 tackles, including 46 solo stops ... Recorded four interceptions for 79 returns yards and two touchdowns ... Also broke up five passes and forced a fumble.

2012: Starting spur in the 3-3-5 defense, he played in 12 contests, missing the bowl game because of injury ... Recorded 49 solo and 25 assisted tackles for a total of 74 stops to rank third on the team ... Had 11.5 tackles for a loss of 38 yards and two interceptions for 62 return yards ... Stat line also included seven passes broken up and two forced fumbles.

2011: Earned Phil Steele Second-Team Freshman All-America honors ... Started six games as linebacker or nickel back with 45 tackles ... Season-high eight tackles four times against UCLA, Washington, Utah and ASU ... Returned an interception 29 yards for a score at Colorado.

High School: PrepStar All-West Region ... Cal-Hi Sports Third-Team All-State in 2010 ... ESPN LA Top-30 So-Cal ... Attended UA Elite Camp in summer 2010 and tried his hand at cornerback, earning a scholarship offer ... Played linebacker and quarterback in high school ... Monticello Empire League passing leader as junior with 2,334 yards and 30 scores on 124 completions in 228 attempts ... Rushed for 925 yards and 12 TDs ... Earned Cal-Hi Sports All-State Underclass Second-Team Multi-Purpose honors for the 2009 season ... Basketball wing man and baseball player for the Falcons.

Personal: Majoring in pre-business.

Career Stats

Year	G/GS	UA-A	Total	TFL-Yds	Sacks-Yds	INT-Yds	PBU	FF
2013	12/12	46-26	72	7.0-25	2.0-15	4-79	5	1
2012	12/12	49-25	74	11.5-38	0-0	2-62	7	2
2011	12/6	33-12	45	3.5-19	1.0-11	1-29	5	1
Total	36/30	128-63	191	22-82	3.0-26	7-170	17	4



46 Blake Brady, Safety, 5-11, 199
RS Senior-3L, Orange, Calif. (Servite HS)

2013: Played in all 13 games as a backup safety and on special teams ... Logged three tackles, including two solo stops, on special teams duty.

2012: Played in all 13 games in his first season on scholarship ... Member of Arizona's secondary in the 3-3-5 defense ... One of six former or current walk-ons to play on defense for the Cats ... Logged five solo and six assisted tackles for a total of 11 stops.

2011: Played in seven games ... A reserve safety and played on special teams.

2010: Redshirted his true freshman year.

High School: A two-year football letterman as a defensive back for Servite High School ... As a senior, led his team to a Division II State Championship and a CIF Pac-5 Championship with a 14-1 record.

Personal: Son of Taquar Stewart and Suzanne Brady ... Majoring in regional development.

Career Stats

Year	G/GS	UA-A	Total
2013	13/0	2-1	3
2012	13/0	5-6	11
2011	7/0	0-0	0
Total	33/0	7-7	14



61 Cayman Bundage, Offensive Line, 6-2, 281
Junior-2L, Oklahoma City, Okla. (Douglass HS)

2013: Started and played in all 13 games at left guard ... Member of the offensive line that allowed for Ka'Deem Carey to rush for 1,885 yards and 19 touchdowns ... Group led Arizona to average 264.9 rushing yards per game and allowed just 1.31 sacks per game, both figures ranked second in the Pac-12 ... Additionally, B.J. Denker threw for 2,516 yards and 16 scores ... Arizona's offense averaged 33.5 points per game, totaled 311 first downs and averaged 458.5 yards of offense per game.

2012: Played in 11 games as a true freshman ... Earned his first start in the Colorado game at left guard ... Member of the offensive line that earned

Offensive Player of the Week honors from the Arizona coaching staff for its performance in the Washington game ... Arizona's only true freshman starter on offense ... Played with an offensive line that allowed UA to lead the Pac-12 in total offense for four-straight weeks (weeks 6-9) and rank as high as fourth nationally in weeks 3, 7 and 9 ... Arizona's offensive triple-threat attack featured a 3,000-yard passer (Matt Scott - 3,620 yards), a 1,500-yard rusher (Ka'Deem Carey - 1,929 yards) and a 1,000-yard receiver (Austin Hill - 1,364 yards).

High School: Daily Oklahoman First-Team All-State honors in 2011 ... PrepStar All-Midlands ... Team averaged 315 rushing yards and 420 yards in total offense (best in state 4A) in 2011 and 326 yards per game in his career ... Graded out at 92 percent in run-based offense ... 98 tackles and eight sacks as a lineman on defense in 2011 ... All-City Athletic Conference Player of the Year ... 51 career starts as four-year player ... Douglass Player of the Year honors ... 98 tackles on defense, with eight sacks as senior ... Daily Oklahoman Super 30 ... Drew top-10 honors among 500 at the U.S. Army National Underclassmen Combine in San Antonio in January

2014 Arizona Football Media Guide

2011 ... Vype Magazine All-Central Oklahoma First-Team Defense in 2010 ... Played left tackle as a junior on the Trojans' run to the 4A state title.

Personal: Majoring in animal sciences.



73 Fabbians Ebbele, Offensive Line, 6-8, 315
RS Senior-3L, Chicago, Ill. (Simeon HS)

2013: Started 12 and played in 13 games at right tackle ... Member of the offensive line that allowed for Ka'Deem Carey to rush for 1,885 yards and 19 touchdowns ... Group led Arizona to average 264.9 rushing yards per game and allowed just 1.31 sacks per game, both figures ranked second in the Pac-12 ... Additionally, B.J. Denker threw for 2,516 yards and 16 scores ... Arizona's offense averaged 33.5 points per game, totaled 311 first downs and averaged 458.5 yards of offense per game.

2012: Started and played in 13 games at right tackle ... Member of the offensive line that earned Offensive Player of the Week honors from the Arizona coaching staff for its performance in the Washington game ... Played with an offensive line that allowed UA to lead the Pac-12 in total offense for four-straight weeks (weeks 6-9) and rank as high as fourth nationally in weeks 3, 7 and 9 ... Arizona's offensive triple-threat attack featured a 3,000-yard passer (Matt Scott - 3,620 yards), a 1,500-yard rusher (Ka'Deem Carey - 1,929 yards) and a 1,000-yard receiver (Austin Hill - 1,364 yards).

2011: Started and played in 12 games at right tackle ... Earned The Sporting News Freshman All-America honors ... Member of the offensive line that allowed for quarterback Nick Foles to throw for 4,334 yards and 28 touchdowns, averaging 465.2 yards of offensive per game and 30.8 points per game.

2010: Redshirted his true freshman year.

High School: Chicago Sun-Times First-Team All-Public League ... Sun-Times Area Top 100 ... Blocked for the Wolverines' all-city RB Horatio Banks and all-city QB Robert Gregory ... Simeon won the city championship in 2009 under head coach Jesse Chick ... Also a standout forward for the Simeon basketball team and threw the shot put in track and field.

Personal: Majoring in economy and industry.



20 Trevor Ermisch, Safety, 6-2, 189
Senior-3L, Phoenix, Ariz. (Sandra Day O'Connor HS)

2013: Played in eight games before missing the remainder of the season because of a knee injury suffered at California ... Pac-12 All-Academic Honorable Mention ... Special teams leader and reserve wide receiver ... Totaled five tackles, including three solo, on special teams duty ... Moved to safety after 2014 spring practice.

2012: Played in 13 games as a reserve receiver and on special teams ... Logged six total and two assisted tackles for a total of eight stops ... Pac-12 Second-Team All-Academic.

2011: Played in 11 games as a true freshman ... Worked with the receivers and made one tackle as a member of the special teams units.

High School: All-conference, all-district, all-region and all-state selection as a senior at the receiver and cornerback positions ... Collected 12 touchdown passes his senior year ... Squad went 11-1 and won a league championship during his final campaign.

Personal: Son of Karl and Janis Ermisch ... Majoring in communication.



64 Fajtele Faofu, Offensive Line, 6-4, 333
RS Junior-2L, Tustin, Calif. (Tustin HS)

2013: Played in 12 games as a member of the offensive line and on special teams ... Member of the offensive line that allowed for Ka'Deem Carey to rush for 1,885 yards and 19 touchdowns ... Group led Arizona to average 264.9 rushing yards per game and allowed just 1.31 sacks per game, both figures ranked second in the Pac-12 ... Additionally, B.J. Denker threw for 2,516 yards and 16 scores ... Arizona's offense averaged 33.5 points per game, totaled 311 first downs and averaged 458.5 yards of offense per game.

2012: Played in 12 games as a member of the offensive line and on special teams ... Member of the offensive line that allowed UA to lead the Pac-12 in total offense for four-straight weeks (weeks 6-9) and rank as high as fourth nationally in weeks 3, 7 and 9 ... Arizona's offensive triple-threat attack featured a 3,000-yard passer (Matt Scott - 3,620 yards), a 1,500-yard rusher (Ka'Deem Carey - 1,929 yards) and a 1,000-yard receiver (Austin Hill - 1,364 yards).

2011: Redshirted his true freshman year.

High School: PrepStar All-West Region ... OCVarsity.com All-County Third-Team honors his senior year for Tillers head coach Myron Miller ... Golden State Preps All-Southern California as a junior defensive tackle ... Started at guard and defensive tackle for Tustin and switched to left tackle as a senior ... Earned All-Empire League in 2010.

Personal: Family lives in Apia, the capital city of American Samoa on the island of Upolu ... Lived in Tustin with his aunt and uncle ... High school experience is his first in football, as he grew up playing rugby in Samoa ... Majoring in arts, media and entertainment.



98 Aiulua Fanene, Defensive Line, 6-5, 303
RS Sophomore-1L, Nu'uuli, American Samoa (Tafuna HS)

2011: Played in 10 games ... Logged eight tackles, including seven solo stops, with 1.5 tackles for a loss of three yards.

2010: Redshirted his true freshman year.

High School: Played offensive guard and defensive end for Tafuna High School ... Played in USA Football's Team USA vs. The World game in January 2010 in Ft. Lauderdale, Fla., in connection with the Pro Bowl, as a member of the International Federation of American Football world-select squad ... Starting offensive guard for the American Samoa All-Star team that beat a Hawaii team, 23-20, in the 2010 Samoa Bowl VII.

Personal: Spent the 2012 and 2013 seasons serving his LDS mission ... Son of David and Anna Fanene ... Majoring in sociology ... Brother, Jonathan, spent time in the NFL as a defensive lineman with the Cincinnati Bengals and the New England Patriots.

Career Stats

Year	G/GS	UA-A	Total	TFL-Yds	FF
2011	10/0	7-1	8	1.5-3	1
Total	10/0	7-1	8	1.5-3	1



99 Sani Fuimaono, Defensive Line, 6-1, 288
Sophomore-1L, Kaneohe, Hawaii (Punahou HS)

2011: Played in 12 and started two games as a true freshman ... Logged seven tackles, including five solo stops, with one tackle for loss.

High School: 2009 Honolulu Advertiser Division I All-State Honorable Mention ... SuperPrep All-Farwest ... ILH First-Team All-Star in 2008 ... Star-Bulletin Third-Team All-State as junior ... AIGA Foundation All-Star Defense in 2008 ... No. 1-rated wrestler at heavyweight class in 2009-10 ... Won state wrestling title in 2009, undefeated at 285 class, to help Punahou net third-consecutive state title ... Threw the shot put for track team ... Competed in state judo championships in 2007, earning fourth place.

Personal: Spent the 2012 and 2013 seasons serving his LDS mission ... Son of Ijeva Matavale and stepfather Felise Matavale ... Major is pre-business.

Career Stats

Year	G/GS	UA-A	Total	TFL-Yds
2011	12/0	5-2	7	1.0-1
Total	12/0	5-2	7	1.0-1



81 Clive Georges, Receiver, 6-1, 170
RS Sophomore-1L, Key West, Fla. (Key West HS)

2013: Played in three games ... Earned starts against NAU and UNLV.

2012: Redshirted his true freshman year.

High School: Speedster who had 450 receiving yards and 250 rushing yards in 2011 ... Clocked a time of 10.86 in the 100 meters ... Also ran the 400 meters and competed in triple jump for the Key West track and field squad, plus played basketball for the Conchs ... State finals participant in track and field first three years of high school.

Personal: Son of Jean E. and Marie Erica Jean ... Majoring in pre-business.



84 Reggie Gilbert, Defensive Line, 6-4, 262
Senior-3L, Laveen, Ariz. (Fairfax HS)

2013: Started and played in all 13 games at defensive tackle ... Pac-12 All-Academic Honorable Mention ... Logged 34 tackles, including 15 solo stops ... Recorded 7.0 tackles for a loss of 29 yards and 4.0 sacks for a loss of 21 yards ... Also forced a fumble in the 38-13 win over UTSA.

2012: Played in 11 and started eight games at defensive tackle ... Pac-12 Honorable Mention All-Academic ... Recorded 19 tackles (11 solo, eight assisted) and recovered two fumbles ... Also had 6.0 tackles for a loss of 32 yards and 3.5 sacks for 29 yards.

2011: Played in six games as a true freshman ... Logged time as a backup on the defensive line and with the special teams units.

High School: PrepStar All-West Region ... 247football.com Preseason All-Arizona Defense ... Foot injury limited his senior campaign ... 58 tackles, 13 sacks, two caused fumbles as a junior ... Played defensive end and tight end on team where the entire Stampede squad went both ways ... Fairfax High School team was in its second year of existence and second as a varsity program in 2010 ... 315-pound bench, 305-pound clean and 568-pound squat, made him the school's combined lifting record holder.

Personal: Majoring in psychology.

2014 Arizona Football Media Guide

Career Stats

Year	G/GS	UA-A	Total	TFL-Yds	Sacks-Yds	FF-FR
2013	13/13	15-19	34	7.0-29	4.0-21	1-0
2012	11/8	11-8	19	6.0-32	3.5-29	0-2
2011	6/0	0-0	0	0-0	0-0	0-0
Total	30/21	26-27	53	13.0-61	7.5-50	1-2



50 Chase Gorham, Long Snapper, 6-3, 239
RS Senior-3L, Scottsdale, Ariz. (Chaparral HS)

2013: Played in 13 games ... Handled snapping duties for all 56 of Drew Riggelman's punts.

2012: Played in 13 games on special teams ... Handled snapping duties for all 52 of Kyle Dugandzic's punts.

2011: Did not participate for personal reasons.

2010: Played in 13 games as a true freshman ... Served as the snapper on the punt team.

High School: National kicking camps participant for several years, considered one of the top snappers in the nation, earning a top 2010 rating from Chris Sailer Kicking ... PrepStar All-West ... Arizona Republic All-Arizona honors and Arizona Republic First-Team 5-A All-State honors ... Helped his club win the 5A II state championship at 13-1 in 2009.

Personal: Son of Charlie Gorham Sr. and Denise Bueno ... Majoring in sports and society ... Father was a UA letterman in 1972-73 as a place kicker, connecting on 17 field goals in 28 tries, including a share of the UA single-game record with 4-for-4 against Indiana in 1973.



26 Jourdon Grandon, Free Safety, 6-0, 185
RS Senior-3L, Avondale, Ariz. (Westview HS)

2013: Started and played all 13 games at free safety ... Logged 73 tackles, including 54 unassisted stops ... Picked off two passes for 16 return yards ... Also forced and recovered a fumble.

2012: Started nine and played in 12 games at free safety ... Had 55 tackles, 41 solo and 14 assisted ... One interception for 29 return yards in the win over Washington ... Stat line also included six passes broken up, one forced fumble and one fumble recovery ... Collected a career-high 12 tackles against Oregon State and at Stanford.

2011: Started four and played in 11 games as part of the secondary ... Totaled 36 tackles, 27 solo and nine assisted, and two forced fumbles ... Had an interception and 41-yard return to help win the ASU game, plus career-best three PBU in the game ... Finished the year strong with 12 tackles, a pick and forced fumble in the ASU and Louisiana games ... Forced a fumble in his first action against NAU.

2010: Redshirted his true freshman year.

High School: NewsTribune.com Western 100 ... PrepStar All-West ... SuperPrep All-Far West ... SuperPrep Preseason All-American in 2009 ... Rated among the top corners in Arizona ... Quarterback and corner for Westview head coach Jeff Bowen ... Foot injury in the preseason caused him to miss nine games of his senior year ... As a junior, threw for 1,526 yards and 11 scores with only four interceptions, and also rushed for 759 yards and eight TDs ... In 2008, had 37 tackles and four picks ... Wing player for the Westview basketball team.

Personal: Son of Penny and Michael Grandon ... Majoring in communication.

Career Stats

Year	G/GS	UA-A	Total	TFL-Yds	INT-Yds	PBU	FF-FR
2013	13/13	54-19	73	0-0	2-16	6	1-1
2012	12/9	41-14	55	0.5-1	1-29	6	1-1
2011	11/4	27-9	36	1.0-2	1-41	4	2-0
Total	36/26	122-42	164	1.5-3	4-86	16	4-2



10 Samajie Grant, Receiver, 5-9, 177
Sophomore-1L, Compton, Calif. (Colony HS)

2013: Started nine and played in all 13 games at the receiver and slot positions ... totaled 47 receptions for 373 yards and a touchdown ... Picked up his career career score in the 38-13 win over UTSA ... Averaged 7.9 yards per catch and 28.7 yards per game ... Hauled in a long reception of 27 yards against Washington State ... Also returned 10 kickoffs for 193 yards.

High School: PrepStar All-West Region ... Third-team all-state ... First-team all-area ... As a senior in 2012, recorded 1,495 rushing yards on 112 attempts for 24 touchdowns and nine receptions for 248 yards ... On defense, had 18 solo tackles, 28 total tackles, two interceptions, one fumble recovery, one blocked field goal ... On special teams, logged three punt returns for 153 yards and five kickoff returns for 102 yards ... Also a state qualifier in track and field ... An honor roll student.

Personal: One of 12 children ... Cousin, DeMar DeRozan, plays for the Toronto Raptors of the NBA ... Cousin, Gabe Marks, is a receiver at Washington State ... Uncle, Donte Gamble, played football at San Diego State ... Majoring in pre-education.

Career Stats - Receiving

Year	G/GS	Rec	Yds	TD	Avg/C	Lg	Avg/G
2013	13/9	47	373	1	7.9	27	28.7
Total	13/9	47	373	1	7.9	27	28.7

Career Stats - Kick Returns

Year	G/GS	KO	Ret Yds	TD	Avg/Ret	Lg	Avg/G
2013	13/9	10	193	0	19.3	27	14.8
Total	13/9	10	193	0	19.3	27	14.8



5 Trey Griffey, Receiver, 6-3, 195
RS Sophomore-1L, Orlando, Fla. (Dr. Phillips HS)

2013: Played in 11 games and started the final four at receiver ... Pac-12 All-Academic Honorable Mention ... Totaled 14 receptions for 170 yards and two touchdowns ... Both scores came in the 42-19 AdvoCare V100 Bowl win over Boston College ... His long catch of the season was for 26 yards and his first career TD ... Averaged 12.1 yards per catch.


2012: Redshirted his true freshman year.

High School: Associated Press 8A First-Team All-State honors as senior ... All-Metro West Conference selection ... All-Central Florida honors ... Played in the Under Armour All-America game in January 2012 ... Caught 73 passes for 970 yards and 11 touchdowns for his 10-2 team as a senior ... Also played safety for the Panthers ... Orlando Sentinel Athlete of the Week after 13 catches for 188 yards and four scores against Freedom High School in 2011 ... Also earned Orlando Touchdown Club weekly honors ... Top 20 on the Central Florida Super60 by the Sentinel ... Had 22 catches as a junior ... Transferred from West Orange High School to play at Dr. Phillips his senior year.

Personal: Son of 22-year Major League Baseball star Ken Jr. and Melissa Griffey ... Grandson of Ken Griffey Sr., also an MLB veteran ... Enrolled in the College of Arts and Sciences.

Career Stats

Year	G/GS	Rec	Yds	TD	Avg/C	Lg	Avg/G
2013	11/4	14	170	2	12.1	26	15.5
Total	11/4	14	170	2	12.1	26	15.5



70 T.D. Gross, Offensive Line, 6-6, 285
RS Sophomore-1L, San Diego, Calif. (Santana HS)

2013: Played in the first three games of the season, seeing time on the offensive line and with special teams units.

2012: Redshirted his true freshman year.

High School: All-Grossmont Valley League First-Team in 2011 ... All-CIF Southern Section Second-Team honors in 2011 ... Tight end as a junior, catching 25 passes for 277 yards and three scores ... Earned All-Grossmont North League First-Team honors each year from 2008-10 ... All-East County Sports.com Second-Team as a junior ... Four-year letterman for Santana.

Personal: Played for his head coach father, Dave Gross, at Santana ... Mother is Vicki Gross ... Dave Gross was lineman at Pacific in the 1970s ... Sister, Kim, attends Sacramento State on a rowing scholarship ... Given name is Travis ... Enrolled in the College of Arts and Sciences.



56 Steven Gurrola, Offensive Line, 6-2, 286
Senior-1L, Phoenix, Ariz. (Washington HS/Glendale C.C.)

2013: Started and played in all 13 games at center ... Member of the offensive line that allowed for Ka'Deem Carey to rush for 1,885 yards and 19 touchdowns ... Group led Arizona to average 264.9 rushing yards per game and allowed just 1.31 sacks per game, both figures ranked second in the Pac-12 ... Additionally, B.J. Denker threw for 2,516 yards and 16 scores ... Arizona's offense averaged 33.5 points per game, totaled 311 first downs and averaged 458.5 yards of offense per game.

Before Arizona: Played for two seasons at Glendale Community College ... First-team All-American at center ... All-WSFL First-Team ... All-ACCAC First-Team.

High School: Football letterman playing offensive and defensive line for Washington High School ... Prep-Star All-West Region ... Also a regional wrestling champion and finished fourth in the state.

Personal: Son of Daniel Gurrola and Leticia Terruel ... Brother, Danny, played defensive line at Utah State.



29 Austin Hill, Receiver, 6-3, 212
RS Senior-2L, Corona, Calif. (Eleanor Roosevelt HS)

2013: Missed the season with a knee injury.

2012: Made 12 starts at the slot receiver position and played in all 13 games ... Biletnikoff Award Semifinalist ... All-Pac-12 Second-Team ... Phil Steele Fourth-Team All-America ... Didn't start the Toledo game but played a major role off the bench with seven catches for 139 yards and one touchdown ... Totaled 81 catches for 1,364 yards and 11 touchdowns to lead the Wildcat receivers ... Ranked No. 2 in the Pac-12 in total receiving yards (1,364) and yards per game (104.9) ... Hauled in a career-high 11 catches for 165 yards at Stanford ... Collected 259 yards on 10 catches in the 39-36 win against No.

10 USC ... Scored two touchdowns in four games and had at least one score in seven games ... Picked up 100 yards or more in five contests.

2014 Arizona Football Media Guide

2011: Played in 10 games and started one ... Collected 21 catches for 311 yards and two touchdowns ... Hauled in a season-high eight catches for 128 yards at Oklahoma State.

2010: Redshirted his true freshman year.

High School: All-CIF Inland Division honors in 2009 ... PrepStar All-West ... Top 20 by San Gabriel Valley/Inland Empire Scouting ... SuperPrep All-Far West for head coach Bill Stacy ... Among league leaders with 45 catches for 1,160 yards and nine touchdowns, plus rushed for two scores ... Had 34 grabs for 625 yards and seven TDs as a junior ... One of top prep hurdlers in Riverside County, with title at the 2009 Mt. SAC Relays in the 300-meter hurdles.

Personal: Father, David Hill, was a two-time Pro Bowl selection and played tight end for the Los Angeles Rams and Detroit Lions for 12 seasons ... Two uncles also played more than 13 years in the NFL ... Two older brothers played college football, including Aaron Hill, a receiver on the 2000 Oregon State team that won the Fiesta Bowl ... Majoring in psychology.

Career Stats

Year	G/GS	Rec	Yds	TD	Avg/C	Lg	Avg/G
2012	13/12	81	1,364	11	16.8	63	104.9
2011	10/1	21	311	2	14.8	47	31.1
Total	23/13	102	1,675	13	16.4	63	72.8



59 Hank Hobson, Linebacker, 6-3, 233
Senior-3L, Bakersfield, Calif. (Stockdale HS)

2013: Played in all 13 games as a reserve linebacker and on special teams ... Tallied seven tackles, including six solo stops.

2012: Played in six games as a backup linebacker ... Missed seven games because of injury ... Totaled 14 tackles, including two for a loss of eight yards and one sack for a loss of seven yards ... Had a career-high five tackles at Stanford.

2011: Played in 12 games with one start at linebacker ... Had eight tackles with a season-high two stops at USC.

High School: PrepStar All-West Region ... All-Southwest Yosemite League First-Team honors for playoff quarterfinalists Stockdale ... All-CIF Central Section ... Bakersfield Californian Honorable Mention Top-10 ... All-Area Second-Team Defense by the Californian ... Central Valley College Prospect Top 25 by CBSSports.com ... All-Southwest Yosemite League First-Team honors as a junior, helping the Mustangs to a 9-2 record ... Middle linebacker and tight end ... Utility player for the baseball team.

Personal: Father, Butch, played Major League Baseball ... Majoring in social behavior and human understanding.

Career Stats

Year	G/GS	UA-A	Total
2013	13/0	6-1	7
2012	6/0	10-4	14
2011	12/1	6-2	8
Total	18/1	22-7	29



13 Devin Holiday, Cornerback, 5-10, 162
Sophomore-1L, San Diego, Calif. (Mission Hills HS)

2013: Played in all 13 games as a member of the secondary and on special teams ... Totaled seven tackles, including six solo stops ... Picked off his first career interception in the 35-0 victory over NAU ... Also had 10 return yards ... Broke up a pass in the 44-20 win at Colorado.

High School: 2012 South Bay BMW West Coast Bowl ... PrepStar All-West Region ... Cal State All-Star Game selection ... Two-time all-conference and all-city honoree while earning all-region and all-state nods as a senior ... Logged four interceptions, 45 tackles, five pass break-ups and one punt return for a TD as a senior.

Personal: Son of Corey Holiday and Tesa Terry.

Career Stats

Year	G/GS	UA-A	Total	INT-Yds	PBU
2013	13/0	6-1	7	1-10	1
Total	13/0	6-1	7	1-10	1



30 Johnny Jackson, Cornerback, 5-10, 184
RS Junior-2L, San Diego, Calif. (St. Augustine HS)

2013: Played in 12 and started the first four games at the slot receiver position ... Totaled 12 catches for 124 yards ... Averaged 10.3 yards per catch and 10.3 yards per game ... Career and season-long catch of 32 yards came at USC.

2012: Played in 11 games as a reserve wide receiver ... Totaled 25 receptions for 187 yards and one touchdown ... Hauled in career high 10 catches for 75 yards in the OT loss at Stanford.

2011: Redshirted his true freshman year.

Personal: Majoring in pre-business.

Career Stats - Receiving

Year	G/GS	Rec	Yds	TD	Avg/C	Lg	Avg/G
2013	12/4	12	124	0	10.3	32	10.3
2012	11/0	25	187	1	7.5	26	17.0
Total	23/4	37	311	1	8.4	32	13.5

Career Stats - Kick Returns

Year	G/GS	Ret	Ret Yds	TD	Avg/Ret	Lg	Avg/G
2013	12/4	5	82	0	16.4	24	6.8
2012	11/0	5	91	0	18.2	29	8.2
Total	23/4	10	173	0	17.3	29	7.5

Career Stats - Punt Returns

Year	G/GS	Ret	Ret Yds	TD	Avg/Ret	Lg	Avg/G
2013	12/4	13	111	0	8.5	25	9.2
2012	11/0	0	0	0	0.0	0	0.0
Total	23/4	13	111	0	8.5	25	4.8



53 Sir Thomas Jackson, Linebacker, 6-0, 222
RS Junior-2L, Seattle, Wash. (O'Dea HS)

2013: Played in 12 games at linebacker and on special teams ... Totaled eight tackles, including six solo stops ... Sacked Utah's quarterback for a loss of six yards.

2012: Started 12 and played in 13 games at the will linebacker position ... One of six current or former walk-ons to play on defense for the Wildcats ... Collected 58 total tackles, 31 solo and 27 assisted, to go with three passes broken up ... Recorded 5.0 tackles for a loss of 23 yards and 1.5 sacks for a loss of nine yards.

2011: Redshirted his true freshman year.

High School: Three-year football letterman as a defensive end at O'Dea High School ... Earned all-conference honors as a sophomore, junior and senior ... Went on to earn all-state honors as a senior ... Named to the honor roll as a freshman and sophomore ... Led his team to a 10-2 record and a first-place league finish during his final campaign.

Personal: Majoring in pre-family studies and human development.

Career Stats

Year	G/GS	UA-A	Total	TFL-Yds	Sacks-Yds	PBU
2013	12/0	6-2	8	1.0-6	1.0-6	0
2012	13/12	31-27	58	5.0-23	1.5-9	3
Total	25/12	37-29	64	6.0-29	2.5-15	3



1 Tellas Jones, Safety, 6-0, 189
RS Sophomore-1L, Miami, Fla. (Booker T. Washington/Fort Scott C.C.)

2013: Played in 12 games as a member of the secondary and on special teams ... Collected 14 tackles, including eight solo stops ... Season-high four tackles came in the 42-16 win over Oregon.


Before Arizona: Redshirted the 2012 season at Fort Scott Community College.

High School: Named all-conference and all-district 3A as a senior linebacker for Booker T. Washington High School.

Personal: Son of Thaddeus Stewart and Petrina Jones.

Career Stats

Year	G/GS	UA-A	Total
2013	12/0	8-6	14
Total	12/0	8-6	14



24 Terris Jones-Grigsby, Running Back, 5-7, 195
RS Senior-1L, Long Beach, Calif. (California HS)

2013: Played in 12 games as a reserve running back and on special teams ... Totaled 10 tackles, including five solo stops, on special teams duty.

2012: Member of the offensive and special teams scout team.

2011: Member of the scout team.

2010: Redshirted his true freshman year.

High School: Rushed for 1,912 yards and 26 touchdowns in 2009 at California High School in Whittier ... Also ran track.

Personal: Younger brother of former UA running back Nic Grigsby ... Majoring in sports and society.

2014 Arizona Football Media Guide



44 Makani Kema-Kaleiwahea, Linebacker, 6-4, 235
Junior-2L, Ewa Beach, Hawaii (Kamehameha HS)

2013: Played in all 13 games as a backup linebacker and on special teams ... Logged seven tackles, including four solo stops ... Recorded a half sack for a loss of four yards against UCLA ... Had a solo sack for a loss of 12 yards in the AdvoCare V100 Bowl win over Boston College.

2012: Played in 12 games as a true freshman ... Moved to defense during fall camp and played linebacker, defensive line and on special teams ... One of six true freshman to play on defense during the season ... Had three unassisted tackles.

High School: Named a Max Emfinger All-American while earning all-conference, all-city, all-district, all-region and all-state honors for the Warriors ... All-ILH Football All-Star Second-Team honors as an all-purpose selection ... 17 receptions for 176 yards in 2011 ... Honolulu Star-Advertiser Third-Team All-State honors ... Member of the East Team for the HUB Goodwill All-Star Game after his senior year ... Team played in the ILH Championships Game in 2011 ... Also lettered in track and field and competed in the shot put, discus, 100 and 200 meters.

Personal: Personal: Married his wife, Brianna, in August 2014.

Career Stats

Year	G/GS	UA-A	Total	TFL-Yds	Sacks-Yds
2013	13/0	4-3	7	1.5-16	1.5-16
2012	12/0	0-3	3	0-0	0-0
Total	25/0	4-6	10	1.5-16	1.5-16



17 Josh Kern, Tight End, 6-5, 229
RS Sophomore-1L, San Antonio, Texas (Clark HS)

2013: Played in nine games as a tight end and on special teams.

2012: Redshirted his true freshman year ... Moved to tight end prior to 2013 spring practice.

High School: PrepStar All-Midlands ... Threw for 1,020 yards and seven scores, and rushed for 369 yards and seven touchdowns as a junior ... Attended the 5 Star Performance Camp in 2010 ... MVP honors at Rivals QB Camp in Dallas in 2010.

Personal: Son of Tres and Pam Kern ... Majoring in pre-business.



28 Anthony Lopez, Safety, 5-11, 211
Junior-2L, Gilbert, Ariz. (Mesquite HS)

2013: Played in 12 games and earned one start at spur in the 44-20 win over Colorado ... Played with the secondary and as a member of special teams ... Collected 14 tackles, including eight solo stops.

2012: Played in 12 games as true freshman ... Logged time on the field with the special teams units.

High School: PrepStar All-West ... All-Division I Section 2 honors ... Arizona Republic All-Arizona Division I Second-Team honors ... 24-7 Football Honorable Mention All-State ... Rushed for 1,264 yards on 169 carries for 7.48 yard and 13 TDs per tote ... Also posted 27 tackles and 11 PBU as a cornerback ... Returned 17 kickoffs for 12.5 yards per return ... Rushed for 227 yards on 20 carries against Dobson and a 91-yard run against Chaparral as a senior ... Ran sprints for the Mesquite track squad.

Personal: Son of Edwin and Mary Lopez.

Career Stats

Year	G/GS	UA-A	Total
2013	12/1	8-6	14
2012	12/0	0-0	0
Total	24/1	8-6	14



77 Lene Maiava, Offensive Line, 6-5, 301
RS Junior-2L, Tafuna, American Samoa (Tafuna HS)

2013: Played in 11 games and earned two starts at right tackle (at Washington) and right guard (at USC) ... Member of the offensive line that allowed for Ka'Deem Carey to rush for 1,885 yards and 19 touchdowns ... Group led Arizona to average 264.9 rushing yards per game and allowed just 1.31 sacks per game, both figures ranked second in the Pac-12 ... Additionally, B.J. Denker threw for 2,516 yards and 16 scores ... Arizona's offense averaged 33.5 points per game, totaled 311 first downs and averaged 458.5 yards of offense per game.

2012: Played in the first four games before suffering a season-ending knee injury.

2011: Redshirted his true freshman year.

High School: Selected for the Polynesian All-America Bowl in January 2011 ... One of the island's top linemen, Maiava played both ways for the Warriors.

Personal: Majoring in arts, media and entertainment.



47 Jake Matthews, Linebacker, 6-3, 221
Sophomore-1L, Tucson, Ariz. (Ironwood Ridge HS)

2013: Played in eight games at linebacker and as a member of special teams.

High School: First-team all-city, all-district and all-region honoree as a junior and senior while earning first-team all-state accolades as a senior ... National Football Foundation Southern Arizona Chapter Scholar-Athlete selection ... Logged 94 tackles, 7.5 sacks and two interceptions as a senior ... Recruited by the service academies to play football ... Also recruited to play baseball collegiately, a shortstop ... Was drafted by the Kansas City Royals in the 38th round in 2013.

Personal: Son of Clint and Alison Matthews, both UA graduates ... Majoring in pre-physiology ... Brother, Clay, plays baseball at Pima Community College.



6 Jonathan McKnight, Cornerback, 5-11, 174
RS Senior-3L, River Ridge, La. (John Curtis HS)

2013: Started and played all 13 games at cornerback ... Recorded 54 tackles, including 44 solo stops ... Led the team in passes broken up with eight ... Also intercepted two passes.

2012: Played in 13 and started nine games at cornerback ... Recorded 51 tackles, 33 solo and 18 assisted ... Had a half sack for a loss of one yard ... Returned three interceptions for 71 yards, including a 48-yard score in the 59-38 win over No. 18 Oklahoma State ... Also broke up four passes and recovered one fumble ... Career- and season-high 11 tackles in the 39-36 win against No. 10 USC.

2011: Redshirted the season with a knee injury.

2010: Played 13 games as a true freshman ... Backup at corner and a mainstay on special teams ... Finished with 12 solo tackles and two passes defended ... Season-best three tackles against Washington and against ASU.

High School: SuperPrep All-Southwest ... Louisiana Sports Writers Association First-Team 2A All-State ... TigerRag Louisiana Top 25 ... Times Picayune Louisiana Fabulous 50 ... Defensive back and running back at Curtis ... Four interceptions as a senior, 20 PBU and 26 tackles in 2009.

Personal: Brother of former USC star Joe McKnight ... Sister, Johanna, played basketball and ran track at Richmond ... Majoring in social behavior and human understanding.

Career Stats

Year	G/GS	UA-A	Total	TFL-Yds	Sacks-Yds	Int-Yds	FR	PBU
2013	13/13	44-10	54	1.0-4	0-0	2-0	0	8
2012	13/9	33-18	51	0.5-1	0.5-1	3-71	1	4
2010	13/0	12-0	12	0-0	0-0	0-0	0	2
Total	39/24	89-28	117	1.5-5	0.5-1	5-71	1	14



97 Dwight Melvin, Defensive Line, 6-1, 267
RS Sophomore-1L, Phoenix, Ariz. (Fairfax HS)

2013: Played in seven games as a member of the defensive line and on special teams ... Logged one tackle for a loss of two yards in the 58-13 win at UNLV.

2012: Redshirted his true freshman year.

High School: PrepStar All-West ... Arizona Football Coaches' Association Division II First-Team All-State ... Arizona Republic Division II All-Arizona First-Team honors ... 24-7 Football Division II First-Team All-State ... 47 tackles and five sacks as a senior ... Also played offensive guard for the Stampede ... Defensive MVP of Nike Camp at Palo Alto in summer 2011.

Personal: Son of Dwight Melvin ... Prep teammate of fellow Wildcat Reggie Gilbert.

Career Stats

Year	G/GS	UA-A	Total	TFL-Yds
2013	7/0	1-0	1	1.0-2
Total	7/0	1-0	1	1.0-2



32 DeAndre Miller, Linebacker, 6-3, 230
Sophomore-1L, Buckeye, Ariz. (Buckeye Union HS)

2013: Played in all 13 games as a linebacker and on special teams ... Collected three solo tackles.

High School: PrepStar All-West Region ... Division IV first-team all-state ... Two-time all-region and all-state selection during his junior and senior seasons ... Also a state qualifier in track and field ... An honor roll student, he graduated in the top 15 percent of his class.

Personal: Son of Don and Sandra Miller ... Majoring in pre-business.

Career Stats

Year	G/GS	UA-A	Total
2013	13/0	3-0	3
Total	13/0	3-0	3

2014 Arizona Football Media Guide



40 Brendan Murphy, Cornerback, 5-11, 180
RS Senior-1L, New Hartford, N.Y.
(Chaparral HS [Ariz.]/Air Force/Glendale C.C.)

2013: Redshirted the season.

2012: Played in 13 games with some reserve work in the secondary and as a mainstay on special teams ... One of six current or former walk-ons to play on defense for the Wildcats during the season ... Collected six tackles (three solo and three assisted) and broke up one pass.

Before Arizona: Attended Glendale Community College and the Air Force Academy during the 2010 and 2011 seasons.

High School: First-team all-district, all-region and all-state honoree for the Chaparral Firebirds in Scottsdale ... Team was state champions his senior year with a 13-1 record ... 2012 National Football Foundation Scholar-Athlete and MVP of the 2005 UConn Football Camp and the 2007 Maroon and Gold Camp.

Personal: Son of Trey and Jodi Murphy, was born in Bridgeport, Conn., raised in New Hartford, N.Y. and then attended Chaparral High School in Scottsdale ... Father attended The Citadel and is a member of the U.S. Air Force ... Uncles, Dan and Craig, played football at UConn.

Career Stats

Year	G/GS	UA-A	Total
2012	13/0	3-3	6
Total	13/0	3-3	6



11 William Parks, Safety, 6-1, 194
Junior-2L, Philadelphia, Pa. (Germantown HS)

2013: Played in 13 and started four games at bandit ... Earned his first career start vs. Utah ... Named the AdvoCare V100 Bowl Defensive MVP after his 69-yard interception return for a touchdown in Arizona's 42-19 victory ... Totaled 31 tackles, including 17 solo stops ... Broke up five passes ... Also had an interception at Colorado for 19 return yards.

2012: Played in 13 games as a member of the secondary in his true freshman year ... Also played on special teams ... One of six true freshman to play on defense during the season ... Totaled nine tackles, eight solo and one assisted.

High School: All-Southeastern Pennsylvania First-Team Defense honors ... Played in the Chesapeake Bowl ... Cornerback, receiver, running back and kick returner for the Bears ... Scored five TDs on 39 carries and 167 yards as senior, with 21 receptions for 337 yards and four scores ... Four interceptions for 119 yards, seven PBU's and 27 tackles ... As a junior, rushed for 657 yards on 143 carries and four scores, with nine receptions for 138 yards and a touchdown ... Logged 45 tackles and three interceptions as a defender ... Won a 2011-12 State Mini-Max award for football performance, academics and community service from the Maxwell Foundation ... Also lettered in basketball and track and field.

Personal: Son of William McLeod and Nyerere Parks.

Career Stats

Year	G/GS	UA-A	Total	TFL-Yds	INT-Yds	PBU
2013	13/4	17-14	31	0.5-1	2-88	5
2012	13/0	8-1	9	0-0	0-0	0
Total	26/4	25-15	40	0.5-1	2-88	5



90 Dan Pettinato, Defensive Line, 6-5, 277
RS Senior-3L, Grass Valley, Calif. (Nevada Union HS)

2013: Played in 10 games on the defensive line ... Missed the first three games while recovering from a knee injury ... Totaled 10 tackles, including a sack for a loss of eight yards.

2012: Played in 11 games with four starts at defensive end and five starts at defensive tackle ... Tallied 34 tackles with 22 solo and 12 assisted ... Had 1.5 tackles for a loss of seven yards ... Stat line also included two passes broken up and one recovered fumble ... Had a career-high six tackles at Oregon.

2011: Played in 12 games with three starts ... Had a season-high four tackles at Colorado ... Totaled 16 tackles, eight solo and eight assisted ... Had 1.5 tackles for a loss of 13 yards ... Recorded one sack for a loss of 13 yards against Louisiana.

2010: Redshirted his true freshman year.

High School: PrepStar All-West ... Delta Valley Conference Player of the Year after he led the Nevada Union Miners to an undefeated 5-0 record in league play ... 2009 Sacramento Bee All-Metro First-Team nods as an all-purpose player for head coach Dave Humphers ... All-Sac-Joaquin Section First-Team honors as selected by the National Football Foundation Sacramento Valley chapter ... Earned NU's Jim Brown Award as team MVP ... Club won the division championship at 13-1, finishing in Cal-Hi Sports Top 20 ... Had two TD catches and two sacks in the quarterfinal vs. Sheldon ... Logged 35 catches for 700 yards and eight touchdowns at tight end, with five sacks to go along with 87 tackles at defensive end his senior year ... As a junior, he had 64 tackles and eight sacks, earning Sac Bee Honorable Mention All-Metro honors as DL ... Played forward on the Miners' basketball squad.

Personal: Grandmother lives in Tucson and his uncles attended UA ... Majoring in sports and society.

Career Stats

Year	G/GS	UA-A	Total	TFL-Yds	Sacks-Yds	PBU	FR
2013	10/0	3-7	10	1.0-8	1.0-8	0	0
2012	11/9	22-13	35	1.5-7	0-0	2	1
2011	12/3	8-8	16	1.5-13	1.0-13	0	0
Total	33/12	33-28	61	4.0-28	2.0-21	2	1



6 Nate Phillips, Receiver, 5-7, 180
Sophomore-1L, Chandler, Ariz. (Basha HS)

2013: Played in all 13 and started 10 games at the slot receiver position ... Named FWAA Freshman All-America ... All-Pac-12 Honorable Mention ... Hauled in 51 receptions for 696 yards and seven touchdowns ... In the AdvoCare V100 Bowl victory over Boston College, collected nine receptions and totaled 193 yards, the most ever by a true freshman in school history ... Yardage total is 11th-most in single-game history ... Recorded Arizona's only 100-yard receiving game of the season ... Averaged 13.6 yards per catch and 53.5 yards per game.

High School: All-Arizona specialist selection for Basha High School ... Division I first-team all-state ... PrepStar All-West Region ... All-district, all-region and all-state performer as a receiver, kick returner and punt returner ... Graduated with high honors.

Personal: Son of James Phillips and Donna Gorski ... Father played football at Snow College and Southwest Missouri State ... Majoring in pre-business.

Career Stats - Receiving

Year	G/GS	Rec	Yds	TD	Avg/C	Lg	Avg/G
2013	13/10	51	696	7	13.6	57	53.5
Total	13/10	51	696	7	13.6	57	53.5

Career Stats - Kick Returns

Year	G/GS	Ret	Ret Yds	TD	Avg/Ret	Lg	Avg/G
2013	13/10	6	116	0	19.3	26	8.9
Total	13/10	6	116	0	19.3	26	8.9

Career Stats - Punt Returns

Year	G/GS	Ret	Ret Yds	TD	Avg/Ret	Lg	Avg/G
2013	13/10	10	55	0	5.5	19	4.2
Total	13/10	10	55	0	5.5	19	4.2



4 David Richards, Receiver, 6-4, 213
RS Junior-2L, Palmdale, Calif. (Palmdale HS)

2013: Played in nine games with four starts at wide receiver ... Totaled 15 receptions for 148 yards and a touchdown at USC ... Averaged 9.9 yards per catch with a long reception of 24 yards against Colorado.

2012: Played in 12 games with nine starts at the wide receiver position ... Hauled in 29 receptions for 298 yards and three touchdowns ... Averaged 10.3 yards per catch and logged a long catch of 28 yards vs. Oregon State ... Grabbed a career-high seven catches at Oregon and collected career-high 53 yards in the win against Nevada.

2011: Redshirted his true freshman year.

High School: PrepStar All-West Region as an athlete ... All-CIF Western Division defensive back ... Antelope Valley Press All-Valley defensive back ... Two-way player for the Falcons at safety/corner and receiver ... Three picks in his first two games of 2010, nine overall to go with 31 tackles as a senior ... Blocked two field goals in 2010 ... CLA Sports Top-10 West Coast Athletes ... Logged 789 yards receiving and 10 touchdowns as a junior, helping his team to the CIFSS Western Division playoffs ... Cal-Hi Sports Preseason All-San Fernando Valley First-Team (multi-purpose) ... All-CIF Western Division First-Team honors as a defender his junior year ... CLA Sports West Coast Class of 2011 Top Athletes list.

Personal: Majoring in communication.

Career Stats

Year	G/GS	Rec	Yds	TD	Avg/C	Lg	Avg/G
2013	9/4	15	148	1	9.9	24	16.4
2012	12/9	29	298	3	10.3	28	24.8
Total	21/13	44	446	4	10.1	28	21.2



39 Drew Riggleman, Punter, 6-2, 213
RS Junior-1L, Tucson, Ariz. (Sahuaro HS)

2013: Played in all 13 games as Arizona's punter ... Pac-12 All-Academic Honorable Mention ... Had 56 kicks for 2,243 yards with an average of 40.1 yards per kick and a long punt of 71 yards vs. Washington State ... recorded four touchbacks and landed 18 punts inside the 20-yard line ... Had 12 kicks of 50+ yards.

2012: Member of special teams as a backup punter.

2011: Redshirted his true freshman year.

High School: Football kicker/punter and soccer forward letterman for Sahuaro High School ... Named All-Southern Arizona first-team in 2011.

Personal: Son of William and Robyn Riggleman ... Majoring in pre-physiology.

2014 Arizona Football Media Guide

Career Stats

Year	GP/GS	No	Yds	Avg	Long	TB	FC	I20	50+	Blkd
2013	13/0	56	2243	40.1	61	4	11	18	12	0
Total	13/0	56	2243	40.1	61	4	11	18	12	0



10 Yamen Sanders, Safety, 6-4, 197
RS Sophomore-1L, Inglewood, Calif. (Culver City HS)

2013: Played in 12 games with the secondary and as a member of special teams ... Totaled six tackles, including three solo stops.

2012: Redshirted his true freshman year.

High School: All-CIF Southern Section defensive back pick in the Western Division ... PrepStar SoCal 150 ... All-Ocean League honors ... Played safety ... Logged 90 tackles in 2011, with 10 three times ... Picked off one interception for 30 yards ... Had 32 tackles in 2010 and one safety ... Also played basketball and ran track for the Centaurs.

Personal: Son of Yamen Sanders, a USC grad and basketball alum ... Elder Sanders played in the CBA and overseas in Italy, Japan, Germany and Turkey ... Majoring in pre-business.

Career Stats

Year	G/GS	UA-A	Total
2013	12/0	3-3	6
Total	12/0	3-3	6



38 Jared Tevis, Safety, 5-11, 202
RS Senior-3L, Tucson, Ariz. (Canyon del Oro HS)

2013: Started and played 11 games ... Pac-12 First-Team All-Academic ... All-Pac-12 Honorable Mention ... Missed two games because of injury ... No. 3 on the squad in total tackles with 83, including four for a loss of 11 yards and a sack ... Had one interception in Arizona's AdvoCare V100 Bowl vs. Boston College ... Also forced three fumbles.

2012: Started and played in 11 games at the bandit position in his first season as a scholarship player ... All-Pac-12 Honorable Mention ... Pac-12 First-Team All-Academic ... No. 3 on the team in total tackles with 82, 51 solo and 31 assisted ... Had two interceptions for 32 return yards, six passes broken up

and four forced fumbles ... Career-high 12 tackles vs. Toledo and at Oregon ... Both interceptions came in the 59-38 win over No. 18 Oklahoma State.

2011: Played in 12 games as a member of the secondary and on special teams ... Pac-12 All-Academic Second-Team ... Totaled 12 tackles, including 11 solo stops.

2010: Redshirted his true freshman year.

High School: Arizona Top-25 ... All-state, all-region and all-city honors on the 4A Division I State Champion Dorados team in 2009.

Personal: Son of Greg Tevis and Sandy Lucas ... Brother, Aaron, played linebacker at Boise State ... Majoring in finance.

Career Stats

Year	G/GS	UA-A	Total	TFL-Yds	Sacks-Yds	INT-Yds	FF	PBU
2013	11/11	59-24	83	4.0-11	1.0-7	1-0	3	2
2012	11/11	51-31	82	0-0	0-0	2-32	4	6
2011	12/0	11-1	12	0-0	0-0	0-0	0	0
Total	34/22	121-56	177	4.0-11	1.0-7	3-32	7	8



45 Derrick Turituri, Linebacker, 6-1, 265
Sophomore-1L, Central Point, Ore. (Crater HS)

2013: Played in all 13 games as a backup linebacker and on special teams ... Totaled 11 tackles, including six solo stops ... Had 2.5 sacks for a loss of 18 yards.

High School: PrepStar All-West Region ... Two-time all-conference selection ... Also a state qualifier in wrestling, earning third- and fourth-place finishes, respectively, as a junior and senior.

Personal: Son of Darren and Natasha Turituri ... Brother, Tyler, plays safety for the Wildcats ... Majoring in pre-physiology ... Prep teammates with fellow Wildcat RJ Morgan.

Career Stats

Year	G/GS	UA-A	Total	TFL-Yds	Sacks-Yds
2013	13/0	6-5	11	2.5-18	2.5-18
Total	13/0	6-5	11	2.5-18	2.5-18



66 Carter Wood, Offensive Line, 6-2, 274
RS Junior-1L, Scottsdale, Ariz. (Chaparral HS/Colorado Mesa)

2013: Played in five games ... Member of the offensive line that allowed for Ka'Deem Carey to rush for 1,885 yards and 19 touchdowns ... Additionally, B.J. Denker threw for 2,516 yards and 16 scores ... Arizona's offense averaged 33.5 points per game, totaled 311 first downs and averaged 458.5 yards of offense per game.

2012: Did not compete in his first year at Arizona while recovering from an injury.

Before Arizona: Redshirted the season at Colorado Mesa in 2011.

High School: Lettered in football (offensive line) and track and field (shot put/discus) at Chaparral High School ... Named honorable mention all-region in 2011 ... Team won back-to-back-to-back state championships and earned a 14-0 record during senior year.

Personal: Son of former UA defensive tackle Dave and Jan Wood, both UA grads ... Father also spent two seasons in the NFL with the '49ers ... Uncle, Brent, played linebacker on the same UA teams as dad ... Brother of Arizona tight end, Trevor ... Majoring in economy and industry.



33 Scooby Wright III, Linebacker, 6-1, 246
Sophomore-1L, Windsor, Calif. (Cardinal Newman HS)

2013: Played in all 13 games and started 12 at sam linebacker ... Named Freshman All-America by 247sports.com and second-team Freshman All-America by Athlon Sports ... Eared All-Pac-12 Honorable Mention honors ... Collected 83 tackles to rank No. 3 among the Wildcats and No. 2 among Pac-12 freshmen ... Also had 9.5 tackles for a loss of 29 yards ... Totaled 11 tackles for a career high in the victory at California ... In arguably the most exciting play of the season, Wright grabbed a Marcus Mariota intercepted pass off the hands of fellow Wildcat Shaq Richardson as he dove out of bounds to keep the ball in play ... UA went on to defeat No. 5 Oregon, 42-16.

High School: 2012 South Bay BMW West Coast Bowl ... North Bay All-League Co-MVP ... First-team all-state as a senior and second-team as a junior ... MaxPreps Div. III First-Team All-State ... Cal State All-Star Game selection ... PrepStar All-West Region ... All-Redwood Empire Defensive Player of the Year.

Personal: Son of Phillip and Annette Wright ... Father is head softball coach at Santa Rosa Junior College and played football at Long Beach State ... Sister, Ashley, played softball at Illinois ... Given name is Phillip.

Career Stats

Year	G/GS	UA-A	Total	TFL-Yds	Sacks-Yds	INT-Yds	PBU
2013	13/12	43-40	83	9.5-29	0.5-0	1-13	1
Total	13/12	43-40	83	9.5-29	0.5-0	1-13	1

Returning Squadmen

94 Calvin Allen, Defensive Line, 6-6, 266
RS Freshman-SQ, Albuquerque, N.M. (La Cueva HS)

2013: Redshirted his true freshman year.

High School: PrepStar All-West Region ... 2012 NMHSCA 5A Second-Team All-State ... 2012 South Bay BMW West Coast Bowl ... A two-time all-conference, three-time all-city, three-time all-district and two-time all-state performer at defensive end ... Logged 15 sacks and 25 tackles for loss as a senior ... Also recruited to play basketball collegiately, a two-time all-district forward.

Personal: Son of Calvin and Michelle Allen ... His father played football at New Mexico ... Majoring in pre-business.

78 Jacob Alsadek, Offensive Line, 6-7, 298
RS Freshman-SQ, San Diego, Calif. (Torrey Pines HS)

2013: Redshirted his true freshman year.

High School: Top-300 All-American ... 2012 All-Palomar League First-Team ... Cal State All-State Game selection ... Named a Union Tribune Scholar-Athlete ... Also lettered in track and field and marked a personal best shot put of 53-0 as a junior.

Personal: Son of Louay and Sophia Alsadek ... Majoring in pre-business.

92 Jack Banda, Defensive Line, 6-3, 228
RS Freshman-SQ, Grayson, Ga. (Grayson HS)

2013: Redshirted his true freshman year.

High School: GACA North/South All-Star Game selection ... GACA First-Team All-State ... PrepStar All-Southeast Region ... Two-time first-team all-county and two-time first-team all-state selection as a defensive end and tight end ... Logged seven sacks and 73 tackles as a senior ... Also recruited to play baseball collegiately, an all-county first baseman, third baseman and pitcher.

Personal: Son of John and Nancy Banda ... Grandfather played baseball at Indiana State ... Plans to major in engineering.

2014 Arizona Football Media Guide

11 Connor Brewer, Quarterback, 6-2, 206
RS Sophomore-SQ, Scottsdale, Ariz. (Chaparral HS/Texas)

2013: Served as scout team quarterback as transfer rules required him to sit for the season.

Before Arizona: Redshirted the 2012 season at Texas ... Member of the UT Athletic Director's and President's Honor Roll.

High School: Led Chaparral to three 5A state championships as starting quarterback ... An Under Armour All-American and the starting QB for the West team ... Logged a varsity record of 41-2 with 100 touchdown passes and 3,000 passing yards, both Chaparral records ... 2012 Arizona Republic All-State ... Two-time all-state and three-time all-area selection ... Member of ESPN's top 150 national prospects ... Ranked as the seventh-best quarterback and 130th-best overall prospect by ESPN ... Ranked as the 25th-best overall prospect by the Sporting News ... Only quarterback in Arizona history to win three state championships ... Completed 441-of-686 passes (64%) for 7,574 yards and 100 TDs over his final three seasons ... Named to the 2011 Elite 11, recognizing the top high school quarterbacks in the nation ... Given the Danny White Award as a senior, recognizing the top quarterback in Arizona ... Second-team selection on MaxPreps Junior All-America team ... Third-team selection on the ESPN RISE Junior All-America team ... Member of the National Honor Society

Personal: Son of Robert and Deborah Brewer ... Brothers, Charles and Chase, played baseball at UCLA and with the Arizona Diamond Backs ... Sister, Abby, plays volleyball at Tennessee ... Sister, Ashley, swims at USC and qualified for the 2012 U.S. Olympic Trials in the backstroke.

60 Luca Bruno, Defensive Line, 6-4, 264
RS Freshman-SQ, Oak Park, Calif. (Oak Park HS)

2013: Redshirted his true freshman year.

High School: Logged 98 tackles (70 solo) and 9.8 tackles per game as a senior ... Also had 8.5 sacks, one forced fumble and two fumble recoveries ... PrepStar All-West Division ... MaxPreps Div. II First-Team All-State Defense ... Recorded 288 career tackles.

Personal: Son of Frank Bruno and Patrice D'Amico ... Father played fullback at UCLA in the 1980s.

67 Gerhard de Beer, Offensive Line, 6-7, 288
RS Freshman-SQ, Pretoria, South Africa (Afrikaanse Hoër Seunskool)

2013: Redshirted his true freshman year.

Before Arizona: Track and field thrower and rugby player ... Holds national boys U-16 and U-18 records in the discus ... Commonwealth Youth Champion ... World Youth and Junior Games bronze medalists in the discus.

Personal: Son of Johan and René De Beer ... Attending UA on a track and field scholarship ... Cousin, Simone, participated in the throwing events at SMU.

34 Zach Green, Running Back, 5-10, 220
RS Freshman-SQ, Miami, Fla. (Saint Bonaventure HS [Calif.])

2013: Redshirted his true freshman year.

High School: PrepStar All-West Region ... First-team all-state ... 2012 South Bay BMW West Coast Bowl ... Had 210 carries for 1,900 yards and 30 touchdowns in 2012 ... Also a scholar-athlete.

Personal: Son of Roger Green ... Majoring in pre-business.

49 Haden Gregory, Linebacker, 6-2, 231
RS Junior-SQ, Rancho Palos Verdes, Calif. (Palos Verdes Peninsula HS/Long Beach City College)

2013: Redshirted the season.

Before Arizona: 2012-13 team captain at Long Beach City College ... Played for the Vikings from 2011-13.

High School: Played linebacker and tight end ... 2011 Defensive Player of the Year ... Named second-team all-conference as a senior ... Also named lacrosse MVP as a midfielder.

Personal: Son of Richard and Catheryn Gregory ... Majoring in integrated science.

37 Carter Hehr, Safety, 5-10, 188
RS Freshman-SQ, Fontana, Wis. (Big Foot HS)

2013: Redshirted his true freshman year.

High School: Football, basketball and baseball letterman for Big Foot High School ... Four-time all-conference honoree as a utility player, quarterback and safety ... Named first-team all-region at safety and all-state honorable mention as a defender ... As a senior, recorded 39 solo tackles, 19 assisted tackles, five interceptions, one forced fumble, three fumble recoveries and six pass breakups ... Also recruited to play baseball collegiately, an all-conference second baseman.

Personal: Son of Robert and Judy Hehr ... Majoring in pre-business.

65 Zach Hemmila, Offensive Line, 6-3, 293
RS Sophomore-SQ, Chandler, Ariz. (Chandler HS)

2013: Member of the scout team offensive line ... Did not see any game action.

2012: Redshirted his true freshman year.

High School: PrepStar All-America ... All-Tribune First-Team Offense ... Arizona Republic All-Arizona Division I Second-Team honors ... Played in USMC Semper Fidelis All-America Bowl in Phoenix in January ... ESPNHS Preseason All-State ... Nominated for Army All-America Bowl ... Also a prep lacrosse player.

Personal: Son of Joel and Linda Hemmila.

57 Cody Ippolito, Linebacker, 6-2, 242
RS Sophomore-SQ, Paradise Valley, Ariz. (Chaparral HS)

2013: Missed the season with a knee injury.

2012: Played in seven games as a backup linebacker as a true freshman ... Also played on special teams.

High School: Arizona Republic All-Arizona First Team, all-city first-team, All-Division II First-Team, All-Tribune First-Team Defense, 24-7 First-Team Defense, Arizona Football Coaches' Association All-State Division II First-Team ... 2012 ESPN Top-100 Linebackers, rated 60th ... Started on Chaparral High School's 2009, 2010 and 2011 Arizona State Championship Teams ... Logged 122 tackles on defense and 25 carries for 248 yards as fullback.

Personal: Son of Lisa Smith and Jerry Ippolito.

1 Cayleb Jones, Receiver, 6-3, 215
RS Sophomore-SQ, Austin, Texas (Austin HS/Texas)

2013: Redshirted the season as transfer rules required him to sit out ... Played a vital role as a member of the scout team.

Before Arizona: Played his freshman year at Texas as a reserve wide receiver in 10 games ... Registered one reception for 23 yards against Iowa State ... Had one carry for 10 yards and one reception for 12 yards vs. Kansas State.

High School: An All-American, three-time all-state, three-time all-area and three-time all-district performer at wide receiver ... Played in the 2012 Under Armour All-America Game ... Member of ESPN's top 150 national prospects ... Ranked as the 21st-best wide receiver and 147th-best overall prospect by ESPN ... Ranked as the third-best overall prospect by the Sporting News ... member of the Fort Worth Star-Telegram's Elite 11 and Austin American-Statesman's Fab 55 (state's top prospects) ... Posted 213 receptions for 3,025 yards and 27 TDs during his career ... Named second-team All-USA by USA Today as a senior ... Sports Illustrated High School All-America honorable mention selection ... First-team Preseason Super Team selection by Dave Campbell's Texas Football ... Named first-team All-Centex by the Austin American Statesman ... Named third-team all-state by the Texas Sports Writers' Association ... Honorable mention all-state by the Associated Press ... First-team all-district 15-5A at wide receiver and earned second-team honors as a returner ... Played in the ESPN Champion Gridiron Kings game prior to his senior season ... Helped lead Austin to an appearance in the first round of the state playoffs ... Tallied 59 catches for 1,025 yards and nine TDs while rushing for 124 yards and one TD as a senior ... Also passed for two TDs.

Personal: Son of Robert and Maneesha Jones ... Father earned All-America honors and was a Butkus Award finalist as a LB at East Carolina (1989-91) before 10 seasons in the NFL with the Dallas Cowboys (1992-95), St. Louis Rams (1996-97), Miami Dolphins (1998-2000) and Washington Redskins (2001) ... Uncle, Jeff Blake, was a QB at East Carolina (1988-91), who finished seventh in the 1991 Heisman Trophy balloting ... Blake was drafted by the Jets in 1992 and also played for the Bengals (1994-99), Saints (2000-01), Ravens (2002), Cardinals (2003), Eagles (2004) and Bears (2005) ... Cousin, Emory Blake, played WR at Auburn.

52 Alex King, Linebacker, 6-1, 223
RS Sophomore-SQ, Boulder, Colo. (Boulder HS)

2013: Redshirted the season.

High School: Football and basketball letterman for Boulder High School ... Named academic all-state ... First-team all-conference selection in basketball ... Also recruit to play basketball collegiately.

Personal: Son of Peter Sadick and Cynthia King.

29 Jarvis McCall Jr., Cornerback, 6-2, 182
RS Freshman-SQ, Tampa, Fla. (Armwood HS)

2013: Redshirted his true freshman year.

High School: 2011 Sports Illustrated Honorable Mention All-American ... Second-team all-state as a senior ... Notched 84 tackles, eight interceptions, 14 PBU, seven forced fumbles and three fumble recoveries during his career ... Led the Hawks to a perfect 15-0 season and the 6A state title ... Also competed in the 400 meters and 4x400-meter relay.

Personal: Son of Jarvis McCall and Tamika Floyd ... Majoring in pre-business.

2014 Arizona Football Media Guide

18 Khari McGee, Receiver, 6-3, 203
RS Freshman-SQ, Fresno, Calif. (Edison HS)

2013: Redshirted his true freshman year.

High School: Cal State All-Star Game selection ... Three-time all-conference and two-time all-state honoree ... Set school records for passing yards, touchdowns and rushing yards by a quarterback.

Personal: Son of Delanno Hopkins and Chelewa McGee ... Cousin, Lorenzo Neal, played at Fresno State and had a 15-year NFL career.

84 Abraham Mendivil, Receiver, 6-1, 194
RS Freshman-SQ, Phoenix, Ariz. (Apollo HS)

2013: Redshirted his true freshman year.

High School: A football and basketball letterman for Apollo High School ... Named second-team all-state as a senior receiver and safety.

Personal: Son of Yesenia Valdez.

88 RJ Morgan, Linebacker, 6-1, 229
RS Freshman-SQ, Central Point, Ore. (Crater HS)

2013: Redshirted his true freshman year.

High School: PrepStar All-West Region ... Named honorable mention all-conference and 6A all-state ... Logged 50 tackles, five interceptions, two forced fumbles and one fumble recovery as a senior.

Personal: Son of Bob and Teresa Morgan ... Majoring in criminal justice studies ... Father played baseball and football at Oregon State ... Prep teammates with fellow Wildcat Derrick Turituri.

19 DaVonte' Neal, Receiver, 5-10, 173
RS Sophomore-SQ, Akron, Ohio (Chaparral HS [Ariz.]/Notre Dame)

2013: Redshirted the season ... Played a key role as a member of the scout team.

Before Arizona: Spent the 2012 season at Notre Dame under Brian Kelly ... Played in 13 games ... Caught one pass, had one carry and returned 21 punts for 46 yards.

High School: Two-time Arizona Gatorade Player of the Year at Chaparral High School ... Twice named Division II all-state and a Parade All-American in 2011 ... Named to the ESPNHS All-America first-team as a kick returner in 2011 ... Rated the eighth-best player in the nation on the 2012 ESPN 150 list ... Ranked by ESPN the best athlete in the nation, the top player in the West and the No. 1 player in Arizona ... Named a SuperPrep All-American in 2011 ... Selected to All-Arizona team as the all-purpose player by Arizona Republic in 2011 and 2010 ... Scored 35 touchdowns as a senior, with 16 receiving TDs, 14 rushing TDs and five TDs on kickoff or punt returns ... Gained 1,317 rushing yards and caught 62 passes for 1,113 yards as a senior ... Averaged 39 yards on kickoff returns with three TDs and averaged 26.6 yards per punt return with two TDs ... Also made 31 tackles and 12 pass breakups as a cornerback in 2011 ... Played in the Under Armour All-America Game in St. Petersburg, Fla. ... Named offensive MVP of the U.S. Army National Combine in 2011 after recording the most dominate offensive performance during the skill and position drills ... Also a state champion in the 4x100-meter relay as a freshman ... Recruited to run track collegiately.

Personal: Son of Luke Neal and Kito Williams.

85 Drake Pierre, Receiver, 5-9, 175
RS Freshman-SQ, Mesa, Ariz. (Red Mountain HS)

2013: Redshirted his true freshman year.

High School: First-team all-city and honorable mention all-state selection as a senior ... Member of Scout.com's Dirty Dozen ... Logged 1,148 receiving yards and 71 catches as a senior ... Averaged 16.17 yards per catch and 95.7 yards per game with 13 touchdowns ... Set school records for receptions in a game and career, career yards and yards in a game.

Personal: Son of Kelshall and Regina Pierre.

7 David Price, Free Safety, 6-1, 212
RS Freshman-SQ, Long Beach, Calif. (Poly HS)

2013: Redshirted his true freshman year.

High School: First-team All-Moore League and first-team All-CIF ... Logged 77 tackles, two interceptions, one TD and two forced fumbles as a senior ... Squad won CIF and regional championships ... Also competed in track and field ... An honor roll student.

Personal: Son of David and Denice Price ... Majoring in sociology.

15 Jesse Scroggins III, Quarterback, 6-3, 201
RS Senior-SQ, Lakewood, Calif. (Lakewood HS/USC/El Camino College)

2013: Did not see any game action.

Before Arizona: Attended El Camino College in 2012 ... Played in eight games and threw for 1,148 yards and eight touchdowns with two rushing touchdowns ... Attended USC in 2010 (redshirt) and 2011.

High School: No. 6 quarterback in the 2010 class according to Scout.com ... In senior season at Lakewood, threw 35 touchdowns with five interceptions, and rushed for another three scores ... Completed 163-of-258 passes for 2,395 yards ... As a junior in 2008, completed 176-of-314 passes for 2,462 yards with 23 TDs and,

as a sophomore in 2007, completed 101-of-166 passes for 1,517 yards with 17 TDs ... 2009 honors included Under Armour All-American, Super Prep All-American, Prep Star All-American, Prep Star Dream Team, Super Prep All-Far West, Prep Star All-West, Orange County Register Fab 15 Second-Team, Long Beach Press-Telegram Best in the West First-Team, Tacoma News Tribune Western 100, Cal-Hi Sports All-State Second-Team, All-CIF Pac-5 Division first-team and All-Moore League MVP.

Personal: Son of Jesse and Jeri Scroggins ... Majoring in social behavior and human understanding.

41 Casey Skowron, Kicker, 5-10, 160
RS Junior-SQ, Phoenix, Ariz. (Brophy Prep)

2013: Served as back-up placekicker.

2012: Redshirted the season.

High School: Prep soccer player, joined Brophy's football team his senior year when the squad needed a kicker ... Recruited to play soccer collegiately as a left midfielder.

Personal: Son of Ted and Kathy Skowron ... Majoring in psychology ... Served as team manager for the Arizona soccer team prior to joining the football squad.

12 Anu Solomon, Quarterback, 6-2, 205
RS Freshman-SQ, Las Vegas, Nev. (Bishop Gorman HS)

2013: Redshirted his true freshman year.

High School: PrepStar Top-150 Dream Team ... Four-star recruit by Rivals.com and Scout.com ... Lemming Top Player (Combo Passer) selection ... As a senior in 2012, threw for 2,849 yards and 35 touchdowns ... Completed 153 of his 225 attempts with just five interceptions ... Three-time all-conference, three-time all-region and four-time all-state selection ... A three-time MaxPreps All-American ... Compiled a record of 57-3 and won four state titles as the starter at Bishop Gorman.

Personal: Son of Jarrett and Jamielyn Solomon ... Given name is Jarrett ... Majoring in pre-business.

93 Parker Zellers, Defensive Line, 6-1, 247
RS Freshman-SQ, Scottsdale, Ariz. (Notre Dame Prep)

2013: Redshirted his true freshman year.

High School: Two-time all-conference and all-city selection while earning Div. II all-district, all-region and all-state honors ... Set school record for sacks in a season with 10 ... As a senior, recorded 8.5 sacks and 60 tackles ... An honor roll student.

Personal: Son of Brian and Susan Zellers.

Newcomers

31 Darius Aguirre, Receiver, 5-10, 155
Freshman-HS, Peoria, Ariz. (Peoria HS)

High School: Football, basketball and volleyball letterwinner for Peoria High School ... Three-time all-conference, all-city, all-district and all-region selection ... All-state return specialist in 2013 and a Blue Grey All-American ... All-West Valley Player of the Year ... Division III Section Player of the Year.

Personal: Son of Herbert Craft and Crystal Aguirre ... Father played football at Weber State and in the CFL with the Ottawa Renegades.

18 Jordan Allen, Defensive Line, 6-5, 263
RS Senior-TR, West Monroe, La. (West Monroe HS/LSU)

Before Arizona: Played in 17 games with three career starts at LSU ... Had 16 tackles and two sacks as a junior in 2013.

High School: Top defensive line prospect in the state of Louisiana in 2009 ... Member of the Rivals.com Top 250 and ranked No. 3 in Louisiana ... Rated the No. 22 defensive end by ESPN and ranked in the TAKKLE Top 200 ... Named both a SuperPrep and Parade All-American ... Member of the New Orleans Times-Picayune 2010 Blue-Chip List, Baton Rouge Advocate Super Dozen and Mobile Press Register Super Southeast 120 ... Ranked in PrepStar's Top 150 Dream Team ... Recorded 100 tackles, 13 tackles for loss, three sacks and two forced fumbles for his state championship team as a senior ... Returned an interception for a touchdown in West Monroe's state championship victory over Rummel in 2009 ... Registered 60 tackles, nine sacks and seven forced fumbles as a junior ... Earned Class 5A first-team all-state honors in both his junior and senior seasons.

Personal: Son of Johnny and Lynn Allen.

69 Christian Boettcher, Offensive Line, 6-2, 283
Freshman-HS, Scottsdale, Ariz. (Desert Mountain HS)

High School: Football and wrestling letterman for Desert Mountain High School ... All-city and second-team all-district center as a junior ... Team's Academic Player of the Year ... Also an all-city wrestler.

Personal: Son of Derek and Gloria Boettcher.

2014 Arizona Football Media Guide

35 Omar Boyd, Running Back, 6-1, 201
Freshman-HS, Charlotte, N.C. (Weddington HS)

High School: Football and track and field letterwinner for Weddington High School ... Played at the running back position and ran the 100, 200, 4x100m and 4x400m ... Team broke the school record for most wins in a season and in a postseason with a record of 11-3 ... Racked up more than 1,000 all-purpose yards, including 815 rushing yards.

Personal: Son of Barry and Bridgette Boyd.

12 Rodney Carr Jr., Safety, 6-0, 193
Freshman-HS, Los Angeles, Calif. (Bishop Mora Salesian HS)

High School: Blue-Grey and Simper Fidelis All-American for Bishop Mora Salesian High School as a defensive back ... Totaled 63 tackles, six interceptions, one forced fumble and 535 yards of rushing as a senior ... Squad went 12-2 to win the CIF title.

Personal: Son of Antoinette and Rodney Carr Sr.

5 Jamadre Cobb, Linebacker, 6-0, 239
Freshman-HS, Los Angeles, Calif. (Bishop Mora Salesian HS)

High School: Blue-Grey and Simper Fidelis All-American for Bishop Mora Salesian High School ... No. 9 middle linebacker (Scout.com) and No. 183 in Scout.com 300 ... No. 207 player (Rivals.com) ... Second-Team All-USA (2013, USA Today).

Personal: Son of Al Tillmon and Desarayee Cobb.

21 Ty Cruz, Running Back, 5-8, 184
Freshman-HS, Tucson, Ariz. (Catalina Foothills HS)

High School: Three-time all-conference honoree for Catalina Foothills High School ... Member of National Society of High School Scholars ... As a senior, rushed for 1,346 yards on 134.

Personal: Grandson of Elizabeth Hill.

13 Brandon Dawkins, Quarterback, 6-3, 195
Freshman-HS, Oxnard, Calif. (Oaks Christian HS)

High School: Three-time all-conference and all-city honoree for Oaks Christian High School ... No. 39 quarterback (Scout.com) ... Blue-Grey All-American ... Single-game passing record (389 yards, replacing Jimmy Clausen's previous record).

Personal: Son of Frank and Keri Dawkins ... Father is an engineer with the U.S. Navy.

9 Kaelin DeBoskie, Receiver, 5-6, 155
Freshman-HS, Tucson, Ariz. (Salpointe Catholic HS)

High School: Football and baseball letterwinner while attending Heritage High School in Colleyville, Texas and Salpointe Catholic High School in Tucson ... Two-time all-city and all-conference honoree while earning Arizona 5A All-State honors ... Earned all-district and all-region honors in both Texas and Arizona.

Personal: Son of WaKena DeBoskie ... Brother, Covaughn, is a former running back at Cal and NAU.

3 Cam Denson, Cornerback, 5-11, 168
Freshman-HS, Tucson, Ariz. (Salpointe Catholic HS)

High School: Named Arizona Player of the Year for Salpointe Catholic High School ... No. 71 on Scout.com 300 List ... Top 100 Recruits 247sports.com (2014) ... 2012 USA Today All-American ... 2013 MaxPreps All-American ... Three-time all-state honoree ... Led the Lancers to a 2013 state title and 14-0 record.

Personal: Son of Jerry and Wanda Denson.

39 Tony Ellison, Receiver, 5-11, 176
Freshman-HS, Granite Bay, Calif. (Granite Bay HS)

High School: All-conference, all-city and all-district selection for Granite Bay High School ... Had 10 touchdowns his first four games of his senior year before suffering a season-ending injury ... Holds the school record for all-purpose yards in a season ... Also lettered in basketball and track and field.

Personal: Son of Mark and Luba Ellison.

58 Layth Friekh, Offensive Line, 6-5, 278
Freshman-HS, Glendale, Ariz. (Centennial HS)

High School: Football and basketball letterman for Centennial High School ... Participated in the West Coast Bowl ... All-conference, all-district, all-region and all-state honoree as a senior for a team that went 10-2.

Personal: Son of Akram and Rose Friekh ... Dad is an engineer and U of A grad.

16 Jake Glattig, Punter, 6-3, 216
Freshman-HS, Phoenix, Ariz. (Thunderbird HS)

High School: High School: Football, basketball and track and field letterwinner at Thunderbird High School ... Two-time all-conference, all-city, all-district, all-region and all-state honoree as a punter ... NFF Scholar Athlete ... Named team's Most Valuable Player.

Personal: Son of Gary and Judy Glattig.

8 Patrick Glover, Cornerback, 6-1, 199
Junior-TR, New Orleans, La. (Mountain View HS [Ariz.]/Scottsdale C.C.)

Before Arizona: Logged 45 tackles, three interceptions, one forced fumble and seven PBU in 2013 at Scottsdale Community College ... Earned second-team all-conference and all-region honors ... Squad was 2013 WSFL Champions and played in the Valley of the Sun Bowl.

High School: Collected 50 tackles, three interceptions, one fumble recovery and returned a kickoff for a 90-yard touchdown as a senior at Mountain View High School ... A four-time all-city honoree as a cornerback ... Member of the school-record setting 4x400-meter relay.

Personal: Son of Kentrell Ward and Latissa Glover ... Moved to Arizona after Hurricane Katrina.

96 Marcus Griffin, Defensive Line, 6-0, 302
Freshman-HS, Bellevue, Wash. (Bellevue HS)

High School: Semper Fidelis All-American for Bellevue High School ... First-team offense (Medium Schools All-America Team, Maxpreps) ... KingCo Linemen of the Year and Associated Press First-Team All-State Offense and Defense ... As a senior, collected 55 tackles, 12 sacks and 20 TFL ... Led his team to a state title with a 14-0 record ... Squad went 56-0 during his high school career.

Personal: Son of Chris and Michelle Griffin.

7 Jonathan Haden, Running Back, 5-6, 181
Freshman-HS, Upper Marlboro, Md. (Friendship Collegiate Academy)

High School: A two-time all-conference honoree and All-America player for Friendship Collegiate Academy ... Served as team captain in 2013 ... Member of the honor roll in 2012 and 2013 ... Broke his school's rushing record as a senior ... Also competed on the track and field team.

Personal: Son of Joseph and Zakiya Haden ... Youngest of five brothers ... Oldest brother, Joe, played collegiately at Florida, was a first-round draft pick for Cleveland Browns and is currently a member of the Browns' roster ... Brothers, Josh and Jordan, played collegiately for Boston College and Toledo, respectively ... Brother, Jacob, attends Friendly High School.

43 Jonah Huff, Running Back, 5-10, 204
Freshman-HS, Alpharetta, Ga. (Saint Francis HS)

High School: Football and baseball letterman for Saint Francis High School ... Collected 906 rushing yards, 105 receiving yards and 13 touchdowns as a senior on a team that posted a 9-1 record ... Also recruited to play baseball collegiately.

Personal: Son of Doug and Gina Huff ... Father played baseball at Eastern Michigan ... Paternal grandfather played football at Toledo and maternal grandfather played semi-pro hockey.

2 Tyrell Johnson, Receiver, 5-7, 160
Freshman-HS, Fort Myers, Fla. (Island Coast HS/ Milford Academy)

High School: Attended Island Coast High School and Milford Academy ... In 2013, rushed for 561 yards on 80 attempts with four touchdowns ... In 2012, logged 545 rushing yards and 13 touchdowns ... Named Milford's Offensive Player of the Year in 2013 ... Lemming Top Player RB/TB selection (2012) ... PrepStar All-Southeast Region (2012).

Personal: Son of William Johnson and Lashanda Glans.

36 Jocquez Kalili, Running Back, 5-10, 172
Freshman-HS, Las Vegas, Nev. (Desert Oasis HS)

High School: Football and track and field letterman for Desert Oasis High School ... All-Sunset Region and all-state honoree ... As a senior, ran for 1,633 yards on 203 carries for 23 touchdowns ... Holds school record for most rushing yards in a season and game, most touchdowns in a season and game and most points scored in a season and game ... Also the school-record holder and 100 and 200 meters.

Personal: Son of Johnnie Green and Kuulei Kalili.

34 Ethan Keyserling, Kicker/Punter, 6-2, 203
RS Senior-TR, Chapel Hill, N.C. (East Chapel Hill HS/Virginia Tech)

Before Arizona: Spent four seasons at Virginia Tech ... In 2013, kicked off once against Western Carolina and made two PATs against Marshall ... Redshirted in 2010.

High School: Punter and quarterback at East Chapel Hill High School ... Earned all-conference honors his last two seasons ... Had over 300 punts during his career with only three blocked ... Posted six punts over 50 yards as a junior ... Won the North Carolina/South Carolina Punt, Pass and Kick championship at age 15.

Personal: Son of Tom Keyserling and Alice Ammerman.

75 Kaige Lawrence, Offensive Line, 6-3, 290
RS Junior-TR, Victorville, Calif. (Silverado HS/Chadron State/Chaffey College)

Before Arizona: Redshirted the 2011 season at Chadron State before spending the 2012 and 2013 seasons at Chaffey College ... Earned all-conference honors.

High School: A two-time all-conference and all-city honoree at Silverado High School ... Also a three-year honor roll student.

Personal: Son of Craig Lawrence and Cynthia Trevino.

2014 Arizona Football Media Guide

86 Hunter Layton, Tight End, 6-2, 243
RS Sophomore-SQ, Las Cruces, N.M. (Mesilla Valley HS)

High School: Football, basketball and baseball letterman at Mesilla Valley High school ... All-state and all-district honoree ... Collected 115 tackles and 9.5 sacks as a senior ... Squad won district and state titles in 2011.

Personal: Son of Bill Franzoy and Becca Gwaltney.

89 Hunter Long, Defensive Line, 6-1, 276
RS Junior-SQ, Douglas, Ariz. (Douglas HS/ Victor Valley College)

Before Arizona: Spent the 2011 and 2012 seasons playing at Victor Valley College ... Started 20 games at linebacker and defensive end ... Named second-team All-American Foothill Conference in 2012 ... 2012 Dean's List.

High School: Football and baseball letterwinner at Douglas High School ... Earned all-state honors at linebacker in 2010 ... Three-time all-region and two-time all-conference selection ... 2011 Douglas High School Outstanding Senior ... National Honor Society and National Society for High School Scholars.

Personal: Son of Elvira Montano (deceased) and Robert Long and Marisela Nunez.

25 Spencer Marciniak, Receiver, 6-0, 200
Freshman-HS, Scottsdale, Ariz. (Horizon HS)

High School: Four-year letterman as a receiver and defensive back for Horizon High School ... 2013 Arizona Republic Arizona Football Coaches' Association All-State ... As a senior, caught 35 receptions for 760 yards and nine touchdowns ... On defense, had two sacks and three interceptions for 57 return yards.

Personal: Son of John Marciniak and Desiree Gangl.

48 Elijah Marshall, Linebacker, 6-1, 206
Freshman-HS, San Jose, Calif. (Bellarmine College Prep)

High School: Football and track and field letterwinner at Bellarmine College Prep ... Tallied 48 tackles, including two sacks, his senior year ... Helped lead his team to the CCS semifinal round.

Personal: Son of Thomas and Judith Marshall.

15 Kwesi Mashack, Cornerback, 5-8, 203
Freshman-HS, Inglewood, Calif. (Vista Murrieta HS)

High School: No. 52 cornerback (Scout.com) for Vista Murrieta High School ... West Coast Bowl ... Fox Sports all-state ... As a senior, recorded 56 tackles, five interceptions, eight touchdowns and more than 800 all-purpose yards.

Personal: Son of Elton and Rameika Mashack ... Father played basketball at Loyola Marymount ... Mother ran track at UNLV before graduating from California.

71 Jordan Poland, Offensive Line, 6-7, 343
Freshman-HS, Rancho Santa Fe, Calif. (La Jolla Country Day)

High School: Football and basketball letterman for La Jolla Country Day ... Four-time all-conference, all-region and all-state honoree and two-time team captain ... All-American (247Sports.com) ... U.S. Army All-America Bowl ... Small School All-American ... U.S. Air Force Sophomore All-American (2010) ... Also recruited to play basketball at San Diego State as a two-time all-state honoree.

Personal: Son of Mark and Maria Poland.

9 Josh Pollack, Kicker/Punter, 5-10, 180
Freshman-HS, Highland Park, Ill. (Highland Park HS)

High School: Football, soccer and wrestling letterman for Highland Park High School ... 2013 all-conference and all-region honoree ... No. 27 kicker and No. 19 punter in the class of 2014 according to Kohl's Kicking Camps ... As a senior, made eight of 12 field goals and six of eight successful inside kicks ... Had 44 punts for 37.1 yards per kick.

Personal: Son of Steven and Wendy Pollack.

8 Jerrard Randall, Quarterback, 6-1, 185
RS Junior-TR, Hollywood, Fla. (Chaminade-Madonna HS/LSU/Northeast Mississippi C.C.)

Before Arizona: Spent the 2011 and 2012 seasons at LSU before transferring to Northeast Mississippi Community College for the 2013 season.

High School: Four-star recruit by all major recruiting services and was rated as the No. 10 dual-threat quarterback and the No. 47 player in the state of Florida by Rivals.com.

Personal: Son of Jerrard Randall and Shelby Stanley.

56 Nick Reinhardt, Long Snapper, 6-1, 237
Freshman-HS, Scottsdale, Ariz. (Notre Dame Prep)

High School: Under Armour All-American ... Won the long snapping competition national championships at Kohl's Kicking ... Honor Roll student.

Personal: Son of John and Jennifer Reinhardt ... Father played football at Nebraska ... Two uncles, Ed and Tom Reinhardt, played football at Colorado and one, Matt Reinhardt, at Oregon.

54 Jose Romero, Long Snapper, 6-0, 206
RS Junior-TR, Cancun, Mexico (Mountain Pointe HS [Ariz.]/Glendale C.C.)

Before Arizona: Spent the 2012 and 2013 seasons at Glendale Community College ... Played in the 2012 Valley of the Sun Bowl.

High School: Played quarterback and long snapper for Mountain Pointe High School ... Member of the National Honor Society.

Personal: Son of Jose Romero and Patricia Chapman.

30 Brandon Rutt, Linebacker, 6-1, 200
Freshman-HS, Gilbert, Ariz. (Basha HS)

High School: Two-time all-conference honoree for Basha High School ... Also an honorable mention all-region selection ... As a senior, totaled 75 tackles, four sacks, three forced fumbles and two fumble recoveries.

Personal: Son of Tim and Kristy Rutt.

26 Adonis Smith, Running Back, 5-10, 202
RS Senior-TR, Oakland, Calif. (Serra HS/Northwestern/UNLV)

Before Arizona: Spent the 2013 season at UNLV ... Played in 12 games and score two touchdowns as a junior ... Played the 2010 and 2011 seasons at Northwestern ... Played in eight games and finished as the team's fourth-leading rusher with 266 yards as a true sophomore in 2011 ... Rushed for 53 yards and his first collegiate TD in win at Boston College ... Academic All-Big Ten honoree ... As a freshman in 2010, played in nine games with one start and netted 197 yards on 41 carries.

High School: SuperPrep All-Far West Region running back for Serra High School ... Ranked 62nd nationally among running backs by SuperPrep in 2010 ... Top-ranked running back in northern California by Scout.com and Tom Lemming ... No. 1-ranked running back by Northern California SuperPrep and No. 13 running back in California by same organization ... Named to the Cream of the Crop Bay Area News Group Top 20 players for 2009-10 ... Totaled 1,534 rushing yards, 1,802 all-purpose yards and 15 TDs in 2009 ... Averaged 18 yards per punt return as a senior ... Named to 2009 All-West Coast Athletic League first team, All-Central Coast Section team, all-county first team and All-Daily News first team ... Helped the Padres win the WCAL title in 2008.

Personal: Son of Sonya Allen-Smith and Melvin Smith.

4 Antonio Smothers Jr., Linebacker, 6-2, 232
Junior-TR, Chicago, Ill. (West Side HS [Gary, Ind.]/Scottsdale C.C.)

Before Arizona: Played the 2012 and 2013 seasons at Scottsdale Community College ... Three-star recruit by Rivals.com and a member of ESPN's JC 50 ... An all-region and all-state selection as a senior at West Side High School in Gary, Ind.

Personal: Son of Barbara Turner.

72 Freddie Tagalao, Offensive Line, 6-8, 316
Junior-TR, Richmond, Calif. (Salesian HS/California)

Before Arizona: Played in 23 and started seven games as a member of the offensive line at California ... Saw action at both right and left tackles and as a member of special teams units ... Voted a team captain by his peers as a sophomore in 2013 ... Preseason candidate for the Rotary Lombardi Award, given to the top lineman on either side of the ball or linebacker, and the Jim Parker Trophy, awarded to the nation's top offensive lineman.

High School: Played in the U.S. Semper Fidelis All-American Bowl and International Bowl following his 2011 All-American (Prepstar) senior season and was listed as the No. 8 overall performer in practices prior to the Semper game by Rivals ... Small School All-American and Division III All-State selection of MaxPreps as a senior, while adding All-Region (SuperPrep), All-Metro (San Francisco Chronicle) and All-East Bay (Contra Costa Times) honors ... Four-star recruit according to ESPN, Rivals and 247Sports, while MaxPreps gave him three and a half and Scout three.

Personal: Son of Sakaria and Olive Tagalao ... Given name is Faatiga Freddie Tagalao.

87 Blair Tushaus, Tight End, 6-2, 241
RS Senior-TR, Scottsdale, Ariz. (Notre Dame Prep/BYU)

Before Arizona: Spent three seasons at BYU ... Played in 15 career games ... Started at center as a redshirt sophomore in 2012.

High School: 2010 graduate of Notre Dame Prep ... Lettered football, basketball and track and field ... Ranked the No. 15 center in the country by Scout.com ... Scout.com 4A-II First-Team All-State ... Named first-team all-region as a junior after helping Notre Dame to the 4A2 state title and a perfect 14-0 record ... Three-time football state champion and two-time state champion in the discus and shot put.

Personal: Son of Kirk and Marianne Tushaus ... Father played football at Kansas State ...

58 Tre Tyler, Linebacker, 6-0, 205
Freshman-HS, Gilbert, Ariz. (Highland HS)

High School: Football and baseball letterwinner for Highland High School ... First-team all-state in 2013 and a three-time all-city selection ... 2013 district co-defensive player of the year ... Member of the 2013 All-Arizona Super 25 ... First-team academic all-state ... National Honor Society.

Personal: Son of PJ and Sundaye Tyler ... Father played football at UNLV ... Cousin, Hunter Clancy, currently plays football at Nevada.

55 Levi Walton, Offensive Line, 6-3, 285
Freshman-HS, North Fort Myers, Fla. (Ida S. Baker HS)

High School: Football, wrestling and track and field letterwinner for Ida S. Baker High School ... 2014 All Florida All-Star and first-team all-state honoree for a team that went 10-2 ... Advanced to wrestling regional finals ... Member of the National Honor Society and graduated Suma Cum Laude.

Personal: Son of Lloyd and Nicole Walton.

2 Marquis Ware, Linebacker, 6-2, 229
Freshman-HS, Bellflower, Calif. (Bishop Mora Salesian HS)

High School: Blue-Grey and Simper Fidelis All-American for Bishop Mora Salesian High School ... No. 163 player (Rivals.com) ... No. 23 outside linebacker (Scout.com) and No. 252 player (Scout.com) ... Squad went 12-2 and won the CIF title.

Personal: Son of Marquis Ware and Arlene Bragg.

14 Zach Werlinger, Quarterback, 6-1, 192
Freshman-HS, Chandler, Ariz. (Basha HS)

High School: Threw for 3,242 yards with a 62 percent completion percentage and 25 touchdowns in 2013 for Basha High School ... Also rushed for 365 yards and five scores ... All-conference, all-district, all-state and all-academic selection ... Division 1 Section 1 and Chandler USD Offensive Player of the Year ... Holds school records for touchdown passes in a game and season, passing yards in a season and career and passes completed in a season and career ... President of the National Honor Society ... NFF Scholar-Athlete of the Year and national finalist ... U.S. Army Reserve National Scholar-Athlete.

Personal: Son of Dennis and Mary Werlinger ... Grandfather, Richard Ryan, played football at North Dakota.

28 Nick Wilson, Running Back, 5-10, 199
Freshman-HS, Fresno, Calif. (Central HS)

High School: Tri-River Athletic Conference Offensive Player of the Year for Central High School in 2013 ... Logged 126 carries for 1,119 yards and eight receptions for 175 yards ... Holds the Central single-season rushing record with 1,627 yards in 2012 ... Also recruited to compete in track and field at the collegiate level.

Personal: Son of George and LaKebbia Wilson.

88 Trevor Wood, Tight End, 6-5, 251
Freshman, Scottsdale, Ariz. (Chaparral HS)

High School: Member of state title team at Chaparral High School ... As a senior, had 68 catches for 939 yards and eight touchdowns ... No. 16 tight end (Scout.com) ... 24-7Football.com 2013 All-D2 Team ... No. 1 tight end (Arizona Republic).

Personal: Son of former UA defensive tackle Dave and Jan Wood, both UA grads ... Father also spent two seasons in the NFL with the '49ers ... Uncle, Brent, played linebacker on the same UA teams as dad ... Brother of Arizona offensive lineman, Carter.

17 Demetric Woodard Jr., Cornerback, 5-8, 160
Freshman-HS, Long Beach, Calif. (Poly HS)

High School: Football and track and field letterman at Poly High School ... First-team all-conference and second-team all-state selection ... Honor Roll student.

Personal: Son of Demetric Woodard and Tiesha Anderson ... Father competed in track at USC ... Mother played basketball at San Diego State.

55 Jeff Worthy, Defensive Line, 6-2, 287
Junior-TR, La Mirada, Calif. (Whittier Christian HS/Boise State/Santa Ana College)

Before Arizona: Played the 2012 season at Boise State and the 2013 season at Santa Ana College ... Named first-team all-state and second-team all-conference at Santa Ana ... Collected nine sacks, 70 tackles and two forced fumbles as a sophomore.

High School: Football and basketball letterman for Whittier Christian High School ... Two-time all-state honoree as a member of the offensive and defensive lines ... Also a three-time all-conference and two-time all-city honoree ... Named Olympic League defensive MVP.

Personal: Son of Scott Worthy and Jodi Worthy.

2014 Arizona Football Media Guide

2013 Season in Review

Game 1: Arizona 35, NAU 0 (Pac-12 Networks)

Aug. 30, 2013 – Arizona Stadium – Attendance: 53,793

Kickoff: 7:07 p.m. – Time of Game: 2:51 – Weather: 85, overcast, showers

TUCSON, Ariz. – Senior Daniel Jenkins accounted for 152 yards of total offense and the Arizona football team piled up more than 300 yards on the ground on Friday in its season-opening 35-0 win over Northern Arizona at Arizona Stadium.

The Wildcats recorded 393 yards of total offense on the night, 306 of which came on the ground. In addition to Jenkins' career-high 139 yards and a score, quarterbacks B.J. Denker (71) and Javelle Allen (67) combined for 133 yards and a rushing touchdown each.

Arizona's defense limited NAU to just 270 yards of total offense and 94 yards rushing in the second shutout of the Rich Rodriguez Era. Senior linebacker Jake Fischer and junior safety Tra'Mayne Bondurant shared team-high honors with seven tackles apiece, while the latter recorded a pair of interceptions – one of which he ran back for a score – to spark a defense that forced three turnovers on the night.

As a unit, the UA defense registered three sacks and 11 tackles for loss in the victory.

"It was a solid performance tonight," Rodriguez said. "We had some issues execution-wise offensively, but the defense was good and they played hard. NAU played hard tonight, as well, and they have a good team. It was nice to get a win and see some of the new guys play for the first time."

The Wildcats found the end zone on the season's first possession, taking the opening kickoff and needing just 3:49 to march 75 yards. Denker capped the drive with an 11-yard touchdown pass to Jenkins, the first scoring catch of the latter's career.

Jenkins continued to provide fireworks for Arizona late in the second period, taking off on a 91-yard touchdown run – the third-longest in program history – to make the score 14-0 with 5:32 to play in the first half. The Moreno Valley, Calif., native finished the first half with 139 yards of total offense, including 129 rushing yards on just nine attempts, and a pair of scores.

Arizona's defense was active in the first half, allowing NAU just 127 total yards and 32 yards on the ground. Fischer had five first-half stops, while senior cornerback Shaquille Richardson posted a pair of tackles for loss.

Bondurant got things going for UA in the second half, intercepting a tipped ball on the half's first play from scrimmage and taking the ball 23 yards for a score. It was Bondurant's second-career interception return for a touchdown.

Denker got the Wildcats on the board again midway through the third quarter, bolting for a 30-yard score. Freshman Devin Holiday intercepted NAU's Kyren Poe on NAU's next possession, the first pick of his collegiate career. Bondurant followed up with his second interception of the contest in the waning seconds of the third quarter, bringing Arizona's total to three picks on the night.

Allen posted his first-career touchdown late in the fourth quarter, sprinting 61 yards up the middle to cap the night's scoring.

Jenkins led UA with three catches on a quiet night for the passing game, with Garic Wharton and Johnny Jackson each coming up with two receptions. Denker finished the night 9-of-13 for 87 yards, a touchdown and a 150.8 passer rating.

Scoring Summary (Final) 2013 Arizona Football NAU vs Arizona (08/30/13 at Tucson, Ariz.)

NAU (0-1) vs. Arizona (1-0)
Date: 08/30/13 • Site: Tucson, Ariz. • Stadium: Arizona Stadium
Attendance: 53793

Score by Quarters	1	2	3	4	Total
NAU	0	0	0	0	0
Arizona	7	7	14	7	35

Qtr	Time	Scoring Play	Y-H
1st	11:11	ARIZ - Jenkins, D. 11 yd pass from Denker, B. (Smith, J. kick), 10-75 3:49	0-7
2nd	05:32	ARIZ - Jenkins, D. 91 yd run (Smith, J. kick), 1-91 0:14	0-14
3rd	14:47	ARIZ - Bondurant, T. 23 yd interception return (Smith, J. kick)	0-21
	08:34	ARIZ - Denker, B. 30 yd run (Smith, J. kick), 3-48 0:50	0-28
4th	04:40	ARIZ - Allen, J. 61 yd run (Smith, J. kick), 3-72 1:03	0-35

Kickoff time: 7:07 pm • End of Game: 9:58 pm • Total elapsed time: 2:51
Officials: Referee: Shawn Hochuli; Umpire: Tim Schroeder; Linesman: Jim Wharrie;
Line judge: Darryl Johnson; Back judge: James Settle; Field judge: Mike McCabe;
Side judge: Brad Glenn; Scorer: Cats Box;
Temperature: 85 • Wind: calm • Weather: overcast, showers

Team Statistics (Final) 2013 Arizona Football NAU vs Arizona (08/30/13 at Tucson, Ariz.)

	NAU	ARIZ
FIRST DOWNS	15	14
Rushing	6	9
Passing	8	4
Penalty	1	1
NET YARDS RUSHING	94	306
Rushing Attempts	39	34
Average Per Rush	2.4	9.0
Rushing Touchdowns	0	3
Yards Gained Rushing	119	307
Yards Lost Rushing	25	1
NET YARDS PASSING	176	87
Completions-Attempts-Int	21-36-3	9-13-0
Average Per Attempt	4.9	6.7
Average Per Completion	8.4	9.7
Passing Touchdowns	0	1
TOTAL OFFENSE YARDS	270	393
Total offense plays	75	47
Average Gain Per Play	3.6	8.4
Fumbles: Number-Lost	0-0	2-0
Penalties: Number-Yards	5-60	2-30
PUNTS-YARDS	6-260	4-132
Average Yards Per Punt	43.3	33.0
Net Yards Per Punt	40.2	33.0
Inside 20	4	2
50+ Yards	1	1
Touchbacks	0	0
Fair catch	1	1
KICKOFFS-YARDS	1-65	6-388
Average Yards Per Kickoff	65.0	64.7
Net Yards Per Kickoff	45.0	42.3
Touchbacks	1	4
Punt returns: Number-Yards-TD	0-0-0	4-19-0
Average Per Return	0.0	4.8
Kickoff returns: Number-Yds-TD	2-34-0	0-0-0
Average Per Return	17.0	0.0
Interceptions: Number-Yds-TD	0-0-0	3-37-1
Fumble Returns: Number-Yds-TD	0-0-0	0-0-0
Miscellaneous Yards	0	0
Possession Time	40:16	19:44
1st Quarter	8:26	6:34
2nd Quarter	9:46	5:14
3rd Quarter	10:13	4:47
4th Quarter	11:51	3:09
Third-Down Conversions	4 of 19	4 of 10
Fourth-Down Conversions	4 of 5	0 of 1
Red-Zone Scores-Chances	0-1	1-2
Touchdowns	0-1	1-2
Field goals	0-1	0-2
Sacks By: Number-Yards	0-0	3-15
PAT Kicks	0-0	5-5
Field Goals	0-2	0-1

2014 Arizona Football Media Guide

Game 2: Arizona 58, UNLV 13 (CBS Sports)

Sept. 7, 2012 – Sam Boyd Stadium – Attendance: 26,950
 Start: 7:34 p.m. – Time of Game: 3:30 – Weather: 87, mostly cloudy

LAS VEGAS, Nev. – Ka'Deem Carey had a field day in his first game of the year, notching 171 of the team's 397 total rushing yards and adding two touchdowns as Arizona cruised to victory, 58-13, against UNLV in Las Vegas on Saturday.

Fellow running backs Daniel Jenkins and Jared Baker, along with quarterback B.J. Denker, contributed significantly to the rushing offensive, posting 79, 66, and 63-yard performances, respectively.

UNLV couldn't establish a rhythm against the stifling Arizona defense, which held the Rebels to 282 total yards, forced three turnovers and scored two touchdowns.

Senior linebacker Jake Fischer and junior safety Tra'Mayne Bondurant each returned interceptions for touchdowns, and freshman linebacker Scooby Wright led the defense with seven tackles, including one for a loss. Senior defensive lineman Tevin Hood was responsible for the other turnover in the game as he forced a fumble early that eventually led to an Arizona touchdown.

In their first drive of the game, Arizona faced a third down early, but Jenkins was able to keep the chains moving with a 20-yard rush. The drive culminated with a 41-yard Jake Smith field goal to give the Wildcats the early lead.

After a strong defensive hold, UA needed only 2:22 to drive 85 yards for their first touchdown, a 35-yard keeper by Denker.

Just as the Rebels were starting to put together a drive, Hood forced a fumble that was recovered by senior linebacker Marquis Flowers and returned 36 yards to the UNLV nine-yard line. It only took two plays for Arizona to go up 17-0 on another Denker keeper.

UNLV bounced back to tighten the gap 17-6 on a 69-yard connection from Nick Sherry to Devante Davis.

To open the next drive, Carey got his first carry of the season, a 58 yarder for a touchdown to put UA up 24-6.

Carey put the Wildcats up another touchdown on the following drive, this time on a 12-yard run.

The next two Arizona touchdowns came off a pair of pick-sixes. Fischer returned one 49 yards, and reigning Pac-12 Defensive Player of the Week Bondurant took a Shelly pass 52 yards to the house to put Arizona up 45-6 at the end of the first-half.

Arizona opened the second-half in similar fashion to the first as Smith hit a 29-yard field goal. Despite it being the only points of the third-quarter, the Wildcats extend their streak of opening every half this season by putting points on the board.

Smith gave the Wildcats another three points in the fourth-quarter, this time from 30 yards out.

UNLV thinned the scoring margin late on a 79-yard rush by junior running back Shaquille Murray-Lawrence, but it was short lived as Kylan Butler capped off a 5:23, 84-yard drive with a touchdown run to increase the Wildcat lead for the last time at 58-13.

Scoring Summary (Final) 2013 Arizona Football Arizona vs UNLV (09/07/13 at Las Vegas)

Arizona (2-0) vs. UNLV (0-2)
 Date: 09/07/13 • Site: Las Vegas • Stadium: Sam Boyd Stadium
 Attendance: 26950

Score by Quarters	1	2	3	4	Total
Arizona	17	28	3	10	58
UNLV	0	6	0	7	13

Qtr	Time	Scoring Play	V-H
1st	11:33	ARIZ - Smith, J. 41 yd field goal, 10-41 2:41	3-0
	08:10	ARIZ - Denker, B. 35 yd run (Smith, J. kick), 8-85 2:22	10-0
	03:25	ARIZ - Denker, B. 4 yd run (Smith, J. kick), 2-9 0:35	17-0
2nd	14:49	UNLV - DAVIS, Devante 69 yd pass from SHERRY, Nick (KOHORST, Nolan kick failed), 4-80 0:57	17-6
	14:28	ARIZ - Carey, K. 58 yd run (Smith, J. kick), 1-58 0:12	24-6
	08:37	ARIZ - Carey, K. 12 yd run (Smith, J. kick), 11-63 4:03	31-6
	06:59	ARIZ - Fischer, J. 49 yd interception return (Smith, J. kick)	38-6
	01:34	ARIZ - Bondurant, T. 52 yd interception return (Smith, J. kick)	45-6
3rd	09:54	ARIZ - Smith, J. 29 yd field goal, 14-63 5:06	48-6
4th	09:00	ARIZ - Smith, J. 30 yd field goal, 12-41 5:55	51-6
	08:21	UNLV - MURRAY-LAWRENCE 79 yd run (KOHORST, Nolan kick), 2-79 0:23	51-13
	02:50	ARIZ - Butler, K. 3 yd run (Smith, J. kick), 11-84 5:26	58-13

Kickoff time: 7:34 • End of Game: 11:04 • Total elapsed time: 3:30
 Officials: Referee: Terry Leyden; Umpire: Frank Villar; Linesman: Patrick Turner;
 Line judge: Michael Feldman; Back judge: Steve Hudson; Field judge: Steve Strimling;
 Side judge: Ryan Dickson;
 Temperature: 87 • Wind: 7mph SSE • Weather: Mostly Cloudy

Team Statistics (Final) 2013 Arizona Football Arizona vs UNLV (09/07/13 at Las Vegas)

	ARIZ	UNLV
FIRST DOWNS	25	10
Rushing	20	8
Passing	3	2
Penalty	2	0
NET YARDS RUSHING	397	157
Rushing Attempts	69	35
Average Per Rush	5.8	4.5
Rushing Touchdowns	5	1
Yards Gained Rushing	424	183
Yards Lost Rushing	27	26
NET YARDS PASSING	81	125
Completions-Attempts-Int	8-21-0	9-28-2
Average Per Attempt	3.9	4.5
Average Per Completion	10.1	13.9
Passing Touchdowns	0	1
TOTAL OFFENSE YARDS	478	282
Total offense plays	90	63
Average Gain Per Play	5.3	4.5
Fumbles: Number-Lost	2-1	2-1
Penalties: Number-Yards	5-35	8-70
PUNTS-YARDS	1-44	7-320
Average Yards Per Punt	44.0	45.7
Net Yards Per Punt	24.0	37.3
Inside 20	0	1
50+ Yards	0	3
Touchbacks	1	0
Fair catch	0	0
KICKOFFS-YARDS	11-696	3-194
Average Yards Per Kickoff	63.3	64.7
Net Yards Per Kickoff	45.2	42.3
Touchbacks	5	1
Punt returns: Number-Yards-TD	5-59-0	0-0-0
Average Per Return	11.8	0.0
Kickoff returns: Number-Yds-TD	2-42-0	6-99-0
Average Per Return	21.0	16.5
Interceptions: Number-Yds-TD	2-101-2	0-0-0
Fumble Returns: Number-Yds-TD	1-36-0	0-0-0
Miscellaneous Yards	0	0
Possession Time	35:38	24:22
1st Quarter	8:08	6:52
2nd Quarter	7:15	7:45
3rd Quarter	8:49	6:11
4th Quarter	11:26	3:34
Third-Down Conversions	10 of 20	4 of 15
Fourth-Down Conversions	2 of 4	0 of 3
Red-Zone Scores-Chances	5-6	0-0
Touchdowns	3-6	0-0
Field goals	2-6	0-0
Sacks By: Number-Yards	1-11	2-14
PAT Kicks	7-7	1-2
Field Goals	3-4	0-0

2014 Arizona Football Media Guide

Game 3: Arizona 38, UTSA 13 (Pac-12 Networks)

Sept. 14, 2013 – Arizona Stadium – Attendance: 41,661

Start: 7:37 p.m. – Time of Game: 3:00 – Weather: 91, mostly clear

TUCSON, Ariz. – B.J. Denker accounted for three total touchdowns and Ka'Deem Carey added a pair of scores on the ground as the University of Arizona football team overpowered UTSA, 38-13, on Saturday night.

The Wildcats piled up more than 400 yards of total offense on the night, including 264 in the running game as Carey posted a game-high 128 yards to go along with his two touchdowns. Denker ran for 90 yards and a pair of touchdowns on 10 carries, as UA averaged 5.5 yards per carry for the game.

The senior quarterback was also 14-of-21 for 158 yards and a touchdown through the air. Freshman Samajie Grant hauled in a team-high five receptions, including the first touchdown of his career, and Garic Wharton put up a team-high 57 receiving yards on three grabs. Carey added two receptions for 33 yards to give him 161 yards of total offense on Saturday night.

Arizona was 7-of-13 (.538) on third down and a perfect 5-of-5 in the red zone against UTSA. The Wildcats converted two UTSA turnovers into 14 points.

"It was a business-like performance for our guys," Arizona head coach Rich Rodriguez said. "We didn't execute all the time, but we played well in spurts to get a nice win. That's a good football team. They're pretty scrappy. It'll be good to have an open date to clean stuff up and get ready for Washington."

Tra'Mayne Bondurant and Shaquille Richardson spearheaded UA's defensive effort on Saturday with eight tackles apiece, while the former broke up three passes in the secondary. Jourdon Grandon added six tackles and an interception, and Scooby Wright also posted a half dozen stops.

"Our defense got better as the game went along," Rodriguez said. "We contained the ball pretty well for the most part. Overall, it was a solid performance against a pretty good team."

After UTSA kicked a field goal on the game's opening drive, Arizona ripped off an 11-play, 82-yard march the first time it touched the ball, taking a 7-3 lead when Denker found Grant for a 13-yard touchdown pass. The scoring strike capped a drive that saw Grant account for four receptions and 46 yards.

Grandon came up with his first interception of the season on UTSA's ensuing possession, setting up a 35-yard scoring run by Denker on a third-down scramble to make the score 14-3. After a UTSA punt, Jake Smith connected on a 23-yard field goal less than a minute into the second quarter to push the Wildcats' advantage to 17-3. Carey plunged four yards into the end zone with 2:57 left in the second quarter to extend the lead to 24-6 at the half.

Arizona used a balance offensive attack in the first half, passing for 113 yards and running for 112. Denker was 10-of-16 with a touchdown through the air and also ran for 64 yards in the first half.

Denker got Arizona on the board once again to open the second half, keeping the ball for a one-yard touchdown run to give UA a 31-6 lead early in the third period. The score would remain the same until Carey recorded his second touchdown run of the night, a seven-yard scamper, at the 13:57 mark of the fourth quarter to extended Arizona's advantage of 38-6.

Scoring Summary (Final) 2013 Arizona Football UTSA vs Arizona (09/14/13 at Tucson, Ariz.)

UTSA (1-2) vs. Arizona (3-0)
Date: 09/14/13 • Site: Tucson, Ariz. • Stadium: Arizona Stadium
Attendance: 41661

Score by Quarters	1	2	3	4	Total
UTSA	3	3	0	7	13
Arizona	14	10	7	7	38

Qtr	Time	Scoring Play	V-H
1st	10:13	UTSA - Ianno 34 yd field goal, 11-58 4:47	3-0
	06:14	ARIZ - Grant, S. 13 yd pass from Denker, B. (Smith, J. kick), 11-82 3:54	3-7
	03:03	ARIZ - Denker, B. 35 yd run (Smith, J. kick), 3-34 1:21	3-14
2nd	14:09	ARIZ - Smith, J. 23 yd field goal, 9-48 1:55	3-17
	08:35	UTSA - Ianno 43 yd field goal, 11-49 5:34	6-17
	02:57	ARIZ - Carey, K. 4 yd run (Smith, J. kick), 7-53 2:12	6-24
3rd	11:43	ARIZ - Denker, B. 1 yd run (Smith, J. kick), 11-75 3:17	6-31
4th	13:57	ARIZ - Carey, K. 7 yd run (Smith, J. kick), 10-59 4:16	6-38
	09:39	UTSA - Glasco II 4 yd run (Ianno kick), 10-75 4:18	13-38

Kickoff time: 7:37 pm • End of Game: 10:37 • Total elapsed time: 3:00
Officials: Referee: Jack Wood; Umpire: Roger Stewart; Linesman: Dan Antonietti;
Line judge: Rod Ammani; Back judge: David Ross; Field judge: John Morton;
Side judge: Shane Anderson; Scorer: CatsBox;
Temperature: 91 • Wind: NE 2 mph • Weather: Mostly Clear, 21% H

Team Statistics (Final) 2013 Arizona Football UTSA vs Arizona (09/14/13 at Tucson, Ariz.)

	UTSA	ARIZ
FIRST DOWNS	23	25
Rushing	8	17
Passing	15	7
Penalty	0	1
NET YARDS RUSHING	102	264
Rushing Attempts	29	48
Average Per Rush	3.5	5.5
Rushing Touchdowns	1	4
Yards Gained Rushing	119	272
Yards Lost Rushing	17	8
NET YARDS PASSING	277	158
Completions-Attempts-Int	30-47-1	14-21-0
Average Per Attempt	5.9	7.5
Average Per Completion	9.2	11.3
Passing Touchdowns	0	1
TOTAL OFFENSE YARDS	379	422
Total offense plays	76	69
Average Gain Per Play	5.0	6.1
Fumbles: Number-Lost	2-1	1-1
Penalties: Number-Yards	6-63	3-15
PUNTS-YARDS	5-205	4-183
Average Yards Per Punt	41.0	45.8
Net Yards Per Punt	37.4	45.8
Inside 20	1	3
50+ Yards	1	2
Touchbacks	0	0
Fair catch	1	2
KICKOFFS-YARDS	4-257	7-455
Average Yards Per Kickoff	64.2	65.0
Net Yards Per Kickoff	45.5	40.7
Touchbacks	3	5
Punt returns: Number-Yards-TD	0-0-0	3-18-0
Average Per Return	0.0	6.0
Kickoff returns: Number-Yds-TD	2-45-0	1-15-0
Average Per Return	22.5	15.0
Interceptions: Number-Yds-TD	0-0-0	1-16-0
Fumble Returns: Number-Yds-TD	0-0-0	1-6-0
Miscellaneous Yards	0	0
Possession Time	33:15	26:45
1st Quarter	8:36	6:24
2nd Quarter	10:03	4:57
3rd Quarter	6:53	8:07
4th Quarter	7:43	7:17
Third-Down Conversions	8 of 16	7 of 13
Fourth-Down Conversions	1 of 1	1 of 1
Red-Zone Scores-Chances	2-2	5-5
Touchdowns	1-2	4-5
Field goals	1-2	1-5
Sacks By: Number-Yards	1-5	2-15
PAT Kicks	1-1	5-5
Field Goals	2-2	1-1

2014 Arizona Football Media Guide

Game 4: Washington 31, Arizona 13 (FOX)

Sept. 28, 2013 – Husky Stadium – Attendance: 65,815
 Start: 4:05 p.m. – Time of Game: 3:17 – Weather: 60, rain

SEATTLE, Wash. – Washington's Bishop Sankey broke the school record for rushing attempts with 40 as he ran for 161 yards and a touchdown to lead the No. 16 Huskies past Arizonam 31-13, on Saturday.

Junior running back Ka'Deem Carey led the way for the Wildcats, tallying 132 yards with one of Arizona's two touchdowns on the night. Despite Carey's groundwork, the offense struggled to establish a rhythm against an airtight Washington secondary.

Washington only needed 1:11 to get on the board in their opening drive, coming off a B.J. Denker interception. Arizona took advantage of a broken PAT though, leaving the Huskies with a 6-0 lead.

After an Arizona punt, the offense quickly got the ball back, thanks to a Shaquille Richardson interception, but then ended the drive with a punt of their own.

The Huskies closed out the first quarter with a safety on a Drew Riggleman punt attempt, as the rain-covered ball slipped through his hands into the back of the end zone.

After the safety kickoff, UA managed to hold the Huskies to a 42-yard field goal by Travis Coons to extend Washington's lead, 11-0.

As the second quarter came to a close, the Wildcat offense came alive. Denker led the Cats to a 14 play, 84-yard drive culminating in a three-yard touchdown run by Carey to reduce the deficit to 11-7.

To start the third quarter, Washington marched 95 yards down the field to score a touchdown on a one-yard pass from Keith Price to tight end Austin Seferian-Jenkins.

The Wildcats found themselves in a fourth-and-10 situation for their first possession of the second half, but Denker hit Carey for 24 yards on a wheel route to keep the drive alive. Two plays later, Denker faked a reverse before running a seven-yard touchdown to bring the score to 18-13.

The Huskies responded with a touchdown drive of their own that included a 49-yard connection from Price to Kevin Smith. The touchdown was scored on a 1-yard run by Bishop Sankey.

The final score of the game came on a two-yard touchdown rush by Washington's Jesse Callier, giving a final score of 31-13.

Scoring Summary (Final) 2013 Washington Huskies Football Arizona vs Washington (Sep 28, 2013 at Seattle, WA)

Arizona (3-1,0-1) vs. Washington (4-0,1-0)
 Date: Sep 28, 2013 • Site: Seattle, WA • Stadium: Husky Stadium
 Attendance: 65815

Score by Quarters	1	2	3	4	Total
Arizona	0	6	7	0	13
Washington	8	3	14	6	31

Qtr	Time	Scoring Play	V-H
1st	12:44	WASH - Smith, Kevin 7 yd pass from Price, Keith (TEAM kick failed), 4-35 1:11	0 - 6
	00:22	WASH - TEAM safety	0 - 8
2nd	14:11	WASH - Coons, Travis 42 yd field goal, 4-4 0:58	0 - 11
	00:06	ARIZ - Carey, K. 3 yd run (Smith, J. kick failed), 14-84 2:43	6 - 11
3rd	10:19	WASH - SeferianJenkins 1 yd pass from Price, Keith (Coons, Travis kick), 14-95 4:34	6 - 18
	05:14	ARIZ - Denker, B. 7 yd run (Smith, J. kick), 15-72 4:57	13 - 18
	01:25	WASH - Sankey, Bishop 1 yd run (Coons, Travis kick), 10-90 3:44	13 - 25
4th	03:34	WASH - Callier, Jesse 2 yd run (Coons, Travis kick failed), 10-59 4:02	13 - 31

Kickoff time: 4:05 pm • End of Game: 7:22 pm • Total elapsed time: 3:17
 Officials: Referee: Michael Battlan; Umpire: Rick DiBernardo; Linesman: Edwin Walker;
 Line judge: Tim Messuri; Back judge: Joe Johnston; Field judge: Jeffrey Yock;
 Side judge: Mike Weseloh;
 Temperature: 60 deg • Wind: 16mph SE • Weather: Rain

Team Statistics (Final) 2013 Washington Huskies Football Arizona vs Washington (Sep 28, 2013 at Seattle, WA)

	ARIZ	WASH
FIRST DOWNS	19	24
Rushing	11	12
Passing	6	8
Penalty	2	4
NET YARDS RUSHING	199	244
Rushing Attempts	49	61
Average Per Rush	4.1	4.0
Rushing Touchdowns	2	2
Yards Gained Rushing	220	262
Yards Lost Rushing	21	18
NET YARDS PASSING	119	165
Completions-Attempts-Int	14-37-2	14-25-1
Average Per Attempt	3.2	6.6
Average Per Completion	8.5	11.8
Passing Touchdowns	0	2
TOTAL OFFENSE YARDS	318	409
Total offense plays	86	86
Average Gain Per Play	3.7	4.8
Fumbles: Number-Lost	2-0	2-0
Penalties: Number-Yards	7-56	7-75
PUNTS-YARDS	6-189	5-203
Average Yards Per Punt	31.5	40.6
Net Yards Per Punt	31.5	40.6
Inside 20	1	5
50+ Yards	0	1
Touchbacks	0	0
Fair catch	0	0
KICKOFFS-YARDS	4-218	6-360
Average Yards Per Kickoff	54.5	60.0
Net Yards Per Kickoff	38.2	39.7
Touchbacks	0	2
Punt returns: Number-Yards-TD	0-0-0	1-0-0
Average Per Return	0.0	0.0
Kickoff returns: Number-Yds-TD	4-72-0	3-65-0
Average Per Return	18.0	21.7
Interceptions: Number-Yds-TD	1-19-0	2-12-0
Fumble Returns: Number-Yds-TD	0-0-0	0-0-0
Miscellaneous Yards	0	0
Possession Time	29:38	30:22
1st Quarter	7:23	7:37
2nd Quarter	8:38	6:22
3rd Quarter	6:30	8:30
4th Quarter	7:07	7:53
Third-Down Conversions	10 of 22	9 of 17
Fourth-Down Conversions	2 of 5	0 of 2
Red-Zone Scores-Chances	2-2	4-4
Touchdowns	2-2	4-4
Field goals	0-2	0-4
Sacks By: Number-Yards	0-0	2-9
PAT Kicks	1-2	2-4
Field Goals	0-0	1-1

2014 Arizona Football Media Guide

Game 5 - USC 38, Arizona 31 (FOX Sports 1)

Oct. 10, 2013 – L.A. Memorial Coliseum – Attendance: 64,215
 Start: 7:35 p.m. – Time of Game: 3:23 – Weather: 61, partly hazy

LOS ANGELES, Calif. – USC quarterback Cody Kessler engineered 546 yards of total offense with two passing touchdowns to lead the Trojans past Arizona, 38-31, on Thursday.

Senior quarterback B.J. Denker passed for a total of 363 yards with four touchdowns for a career-high in passing yards and completions, completing 28-of-44. Denker threw to seven different receivers for 20 or more yards on at least two receptions each.

Junior running back Ka'Deem Carey led the Wildcats with 174 total yards. His 138 yards rushing marks his 14th career and eighth-straight 100-yard rush game, maintaining his lead of all active Pac-12 players in 100-yard rush games.

Both David Richards and Garic Wharton recorded touchdowns for the Cats. Terrence Miller led the team in receiving yards with 76 yards on six receptions.

To start the game, the Trojans needed only nine seconds in their drive for Kessler to connect with Nelson Agholor for a 62-yard touchdown. Although the Wildcats moved down the field, a missed kick by Jake Smith gave the ball back to USC.

In the next series, Kessler threw for another touchdown pass to provide USC a 14-0 lead to end the first quarter.

After a 26-yard pass to Miller, the Wildcats were able to create a rhythm allowing them to move down the field. To start the second quarter, two passes to Johnny Jackson gave the Cats 46 yards to the red zone. The drive ended with a 27-yard field goal by Smith to cut the lead.

A blocked punt by Soma Vainuku gave USC the ball once again. The Trojans extended their lead to 21-3 with a one-yard rushing touchdown by Justin Davis. From there, USC continued its scoring with another rushing touchdown.

Coming back with just under two minutes left in the half, pressure from USC opened up an opportunity for Denker to complete the longest pass play of the season for 57 yards to Nate Phillips, which resulted in a touchdown. With the extra point good, the Cats cut the lead to 28-10 entering halftime.

In the third quarter, the Arizona defense held USC to a 45-yard field goal by Andre Heidari. With just under five minutes left, Carey rushed for 39 yards followed by a big throw from Denker for a 45-yard touchdown pass to Wharton. This marked a career long reception for Wharton. With the extra point good, the Cats decreased the Trojan lead, 31-17.

To begin the fourth quarter, USC finished a nine-play drive for a touchdown by Javorius Allen, his second of the night.

In the following drive, the Wildcat offense came back once again. The Wildcats made their way down the field with powerful runs from Carey and a pair of complete passes to Miller. With pressure, Denker threw for his third touchdown pass to the back of the end zone to Richards. The 96-yard drive cut the Trojan lead to 38-24.

With momentum in the Wildcats' favor, the Arizona defense came up with a big stop against USC to gain possession of the ball with just under five minutes. Denker took just 19 seconds throw a pair of passes including one for a touchdown to Wharton, making it just a one-score game.

The Trojans finalized the win without scoring on a final drive down the field, ending a final score of 38-31.

Scoring Summary (Final) 2013 Arizona Football Arizona vs USC (10/10/13 at Los Angeles, Calif.)

Arizona (3-2,0-2) vs. USC (4-2,1-2)
 Date: 10/10/13 • Site: Los Angeles, Calif. • Stadium: LA Memorial Coliseum
 Attendance: 64215

Score by Quarters	1	2	3	4	Total
Arizona	0	10	7	14	31
USC	14	14	3	7	38

Qtr	Time	Scoring Play	VH
1st	12:21	USC - Agholor, Nelson 62 yd pass from Kessler, Cody (Heidari, Andre kick), 1-62 0:09	0 - 7
	05:02	USC - Madden, Tre 63 yd pass from Kessler, Cody (Heidari, Andre kick), 5-78 2:41	0 - 14
2nd	12:42	ARIZ - Smith, J. 27 yd field goal, 13-86 4:35	3 - 14
	06:40	USC - Davis, Justin 11 yd run (Heidari, Andre kick), 5-42 2:07	3 - 21
	02:08	USC - Allen, Javorius 1 yd run (Heidari, Andre kick), 7-58 2:41	3 - 28
	00:56	ARIZ - Phillips, N. 57 yd pass from Denker, B. (Smith, J. kick), 4-75 1:05	10 - 28
3rd	08:15	USC - Heidari, Andre 45 yd field goal, 10-49 4:31	10 - 31
	04:03	ARIZ - Wharton, G. 45 yd pass from Denker, B. (Smith, J. kick), 3-85 0:52	17 - 31
	14:46	USC - Allen, Javorius 4 yd run (Heidari, Andre kick), 9-73 4:13	17 - 38
4th	06:48	ARIZ - Richards, D. 9 yd pass from Denker, B. (Smith, J. kick), 17-96 4:53	24 - 38
	04:18	ARIZ - Wharton, G. 28 yd pass from Denker, B. (Smith, J. kick), 2-42 0:19	31 - 38

Kickoff time: 7:35 PM • End of Game: 10:58 • Total elapsed time: 3:23
 Officials: Referee: Land Clark; Umpire: Matt Jordan; Linesman: Bart Longson;
 Line judge: Rich Troyer; Back judge: Chris Coyte; Field judge: Mike Mothershed;
 Side judge: Bernie Hulscher;
 Temperature: 61F • Wind: SW 1mph • Weather: Partly hazy
 Official Scorer: Stan Granch

Team Statistics (Final) 2013 Arizona Football Arizona vs USC (10/10/13 at Los Angeles, Calif.)

	ARIZ	USC
FIRST DOWNS	25	27
Rushing	9	13
Passing	16	11
Penalty	0	3
NET YARDS RUSHING	145	249
Rushing Attempts	33	45
Average Per Rush	4.4	5.5
Rushing Touchdowns	0	3
Yards Gained Rushing	165	259
Yards Lost Rushing	20	10
NET YARDS PASSING	363	297
Completions-Attempts-Int	28-44-0	15-30-0
Average Per Attempt	8.2	9.9
Average Per Completion	13.0	19.8
Passing Touchdowns	4	2
TOTAL OFFENSE YARDS	508	546
Total offense plays	77	75
Average Gain Per Play	6.6	7.3
Fumbles: Number-Lost	1-0	0-0
Penalties: Number-Yards	5-52	7-50
PUNTS-YARDS	7-252	6-214
Average Yards Per Punt	36.0	35.7
Net Yards Per Punt	35.9	32.2
Inside 20	0	4
50+ Yards	1	0
Touchbacks	0	0
Fair catch	1	2
KICKOFFS-YARDS	6-308	7-438
Average Yards Per Kickoff	51.3	62.6
Net Yards Per Kickoff	43.0	43.1
Touchbacks	0	1
Punt returns: Number-Yards-TD	1-21-0	1-1-0
Average Per Return	21.0	1.0
Kickoff returns: Number-Yds-TD	6-111-0	5-50-0
Average Per Return	18.5	10.0
Interceptions: Number-Yds-TD	0-0-0	0-0-0
Fumble Returns: Number-Yds-TD	0-0-0	0-0-0
Miscellaneous Yards	0	0
Possession Time	26:27	33:33
1st Quarter	8:57	6:03
2nd Quarter	7:04	7:56
3rd Quarter	4:26	10:34
4th Quarter	6:00	9:00
Third-Down Conversions	8 of 17	6 of 13
Fourth-Down Conversions	0 of 0	0 of 0
Red-Zone Scores-Chances	2-3	3-3
Touchdowns	1-3	3-3
Field goals	1-3	0-3
Sacks By: Number-Yards	0-0	2-10
PAT Kicks	4-4	5-5
Field Goals	1-2	1-1

2014 Arizona Football Media Guide

Game 6 - Arizona 35, Utah 24 (Pac-12 Networks)

Oct. 19, 2013 – Arizona Stadium – Attendance: 50,871
 Start: 7:07 p.m. – Time of Game: 3:13 – Weather: 73, clear

TUCSON, Ariz. – Ka'Deem Carey rumbled for a season-high 236 yards as part of a 300-yard team rushing effort on Saturday night as the Arizona football team battled to a 35-24 win over Utah.

The Tucson native logged a career-high 40 carries, sealing the win with a late 44-yard touchdown on his final run of the night. The Wildcats ran for an even 300 yards to mark the third time this season UA has reached the 300-yard mark on the ground. B.J. Denker ran for 51 yards and a pair of touchdowns from the quarterback position and Daniel Jenkins chipped in with 14 yards to supplement Carey's effort.

Saturday's performance marked the third time in his career that Carey topped the 200-yard mark, and he also went over 3,000 yards for his career on Saturday.

"On (Carey's) last touchdown, I was yelling at him to get down, but I'm sure he didn't hear me," Arizona head coach Rich Rodriguez said. "He's just a great football player. He's 10 pounds heavier and in great shape, and he has a certain hunger when he plays. He's one of the best I've ever coached."

With the running game opening up the field, Denker was efficient through the air against Utah. He completed 18-of-30 passes for 168 yards and a score, connecting with seven different receivers on the night. Nate Phillips led the Wildcat receiving corps with four catches for 63 yards and the touchdown, while Carey, David Richards and Samajie Grant each caught three balls.

For the night, UA finished with a 468-329 edge in total yards, including a 300-172 advantage in the running game. The Wildcats ran 88 plays, just shy of a season high, and piled up 26 first downs. Arizona was only penalized three times for 31 yards in the victory.

Jake Fischer had 12 tackles, including six solo stops, to pace an Arizona defense that forced a pair of turnovers and recorded three sacks. Sione Tuihalamaka had eight stops, including 1.5 for loss, and Scooby Wright had six on the night.

Arizona got interceptions from Marquis Flowers and Shaquille Richardson, with the former returning his for a 14-yard touchdown to help turn the tide early.

"It was a nice team win against a good, physical team," Rodriguez said. "We made a few mistakes, but it was a good effort and a very good win. Our guys were ready to play."

UA struck first on its initial possession of the game, primarily using its rushing attack to march 80 yards in eight plays for a 7-0 lead. Carey rumbled for 42 yards on the drive and Denker added 26, including the 10-yard scoring run.

After a Utah score to tie the score and an Arizona turnover on downs deep in opponent territory, Flowers intercepted Utes quarterback Travis Wilson at the Utah 14-yard line and returned the pick for his first-career touchdown to make the score 14-7 early in the second quarter. The interception was the fifth of Flowers' career and the fourth pick-six for Arizona this season.

Richardson's ninth-career interception set up Denker's second touchdown run of the game, a one-yard plunge with 5:48 left in the second quarter that pushed the Wildcats' lead to 20-7 at the break.

Arizona piled up 244 yards of total offense in the opening half, including 161 and two scores on the ground. Carey finished the half with 102 yards on 19 carries, eclipsing the 100-yard mark for the ninth-straight game before halftime. Denker was 11-of-15 for 83 yards through the air – spreading the ball around to six different receivers – and added 45 yards and two touchdowns on the ground in the first half.

Utah scored the first 14 points of the second half to take a 21-20 lead, and the score remained that way until Denker hit Phillips for a seven-yard touchdown strike with 13:32 left in the fourth quarter. Denker ran the ball for a two-point conversion, putting Arizona back up by a score of 28-21.

A Utah field goal cut the Arizona lead to 28-24 with 7:11 left to play, but a 44-yard Carey touchdown run with 1:30 play cemented the victory for the Wildcats.

At halftime, Arizona honored Tedy Bruschi with the retirement of his jersey and the on-campus salute of his induction into the College Football Hall of Fame, which will occur in December.

Scoring Summary (Final)

2013 Arizona Football Utah vs Arizona (10/19/13 at Tucson, Ariz.)

Utah (4-3,1-3) vs. Arizona (4-2,1-2)
 Date: 10/19/13 • Site: Tucson, Ariz. • Stadium: Arizona Stadium
 Attendance: 50871

Score by Quarters	1	2	3	4	Total
Utah	7	0	14	3	24
Arizona	7	13	0	15	35

Qtr	Time	Scoring Play	V-H
1st	09:17	ARIZ - Denker, B. 10 yd run (Smith, J. kick), 8-80 1:52	0 - 7
	06:01	UTAH - Denham, Anthony 2 yd pass from Wilson, Travis (Phillips, Andy kick), 8-71 3:12	7 - 7
2nd	14:11	ARIZ - Flowers, M. 14 yd interception return (Smith, J. kick)	7 - 14
	05:48	ARIZ - Denker, B. 1 yd run (Smith, J. kick block), 13-72 4:10	7 - 20
3rd	10:39	UTAH - York, Kelvin 1 yd run (Phillips, Andy kick), 3-17 0:57	14 - 20
	09:08	UTAH - Fitzgerald, Sean 55 yd pass from Schulz, Adam (Phillips, Andy kick), 1-55 0:11	21 - 20
4th	13:32	ARIZ - Phillips, N. 7 yd pass from Denker, B. (Denker, B. rush), 7-63 1:55	21 - 28
	07:11	UTAH - Phillips, Andy 44 yd field goal, 10-30 3:52	24 - 28
	01:30	ARIZ - Carey, K. 44 yd run (Smith, J. kick), 5-77 2:19	24 - 35

Kickoff time: 7:07 pm • End of Game: 10:20 pm • Total elapsed time: 3:13
 Officials: Referee: Terry Leyden; Umpire: F. Villar; Linesman: Patrick Turner;
 Line judge: Michael Feldman; Back judge: Steve Hudson; Field judge: S. Strimling;
 Side judge: Mike Weseloh;
 Temperature: 73 • Wind: NW 6 • Weather: Clear

Team Statistics (Final)

2013 Arizona Football Utah vs Arizona (10/19/13 at Tucson, Ariz.)

	UTAH	ARIZ
FIRST DOWNS	16	26
Rushing	9	15
Passing	7	9
Penalty	0	2
NET YARDS RUSHING	172	300
Rushing Attempts	42	58
Average Per Rush	4.1	5.2
Rushing Touchdowns	1	3
Yards Gained Rushing	195	314
Yards Lost Rushing	23	14
NET YARDS PASSING	157	168
Completions-Attempts-Int	15-32-2	18-30-0
Average Per Attempt	4.9	5.6
Average Per Completion	10.5	9.3
Passing Touchdowns	2	1
TOTAL OFFENSE YARDS	329	468
Total offense plays	74	88
Average Gain Per Play	4.4	5.3
Fumbles: Number-Lost	0-0	4-2
Penalties: Number-Yards	5-60	3-31
PUNTS-YARDS	7-296	5-200
Average Yards Per Punt	42.3	40.0
Net Yards Per Punt	37.6	36.4
Inside 20	3	1
50+ Yards	1	0
Touchbacks	1	0
Fair catch	0	0
KICKOFFS-YARDS	5-321	6-368
Average Yards Per Kickoff	64.2	61.3
Net Yards Per Kickoff	42.2	38.3
Touchbacks	3	4
Punt returns: Number-Yards-TD	5-18-0	4-13-0
Average Per Return	3.6	3.2
Kickoff returns: Number-Yds-TD	2-38-0	2-35-0
Average Per Return	19.0	17.5
Interceptions: Number-Yds-TD	0-0-0	2-14-1
Fumble Returns: Number-Yds-TD	0-0-0	0-0-0
Miscellaneous Yards	0	0
Possession Time	30:47	29:13
1st Quarter	7:41	7:19
2nd Quarter	6:44	8:16
3rd Quarter	7:31	7:29
4th Quarter	8:51	6:09
Third-Down Conversions	5 of 18	12 of 20
Fourth-Down Conversions	1 of 2	0 of 3
Red-Zone Scores-Chances	2-2	3-4
Touchdowns	2-2	3-4
Field goals	0-2	0-4
Sacks By: Number-Yards	2-11	3-15
PAT Kicks	3-3	3-4
Field Goals	1-3	0-0

2014 Arizona Football Media Guide

Game 7 - Arizona 44, Colorado 20 (Pac-12 Networks)

Oct. 26, 2013 – Folsom Field – Attendance: 38,679

Start: 6:08 p.m. – Time of Game: 3:15 – Weather: 59, clear

BOULDER, Colo. – The altitude didn't have much effect on running back Ka'Deem Carey or quarterback B.J. Denker as they continued their dominance of Colorado with a 44-20 win in Boulder on Saturday.

In his past two games against the Buffaloes, Carey has rushed for a combined 485 yards and nine touchdowns. Denker has had a similar history, combining for 401 passing yards, 236 rushing yards and four touchdowns.

On the day, Carey finished with 119 yards and four touchdowns, including 97 yards and two touchdowns on 17 carries in the first half alone. The game brought his season touchdowns total up to 10 and his per game distance to 133.5 ypg. Denker got in on the fun, too, running for 192 yards to complement his 21-of-32 passing for 265 yards and one touchdown.

Colorado freshman quarterback Sefo Liufau led the Buffs in his first Pac-12 start, going 17-of-32 for 212 yards and one touchdown through the air. Most of those yards went to junior receiver Paul Richardson who had seven receptions for 132 yards and a score.

Denker started strong in the opening drive, completing all five of his pass attempts, one of which included an acrobatic catch by David Richards who stretched his feet inbounds for a 25-yard connection. A pair of quarterback keepers by Denker got the Cats to the goal line, where Carey scored on a one-yard touchdown to complete the 88-yard drive.

Colorado only needed one play to respond, as Liufau hit Richardson on a 75-yard bomb to even the score at seven apiece. Offensively, Arizona was able to pick up where it left off, and reclaimed the lead with a 37-yard Jake Smith field goal.

Arizona got the ball back after a third-down stop by their SWAT defense, and wasted no time moving the chains as Denker hit receiver Garic Wharton for a 29-yard gain. The drive abruptly ended though, as Colorado's Jered Bell forced a fumble from Wharton off a pass in the flats which was recovered by Woods Greer III.

The Buffaloes used the momentum to their advantage, as Will Oliver nailed a 53-yard field goal to even the score at 10. After a series of punts, Oliver had another opportunity from beyond 50, but missed his 52-yard attempt that would have given Colorado the lead.

Arizona gave the ball back as soon as they got it, this time on a Denker interception by Bell, getting him his second forced turnover on the game. Colorado gained the lead shortly after on a 48-yard field goal from Oliver, putting the Buffs up 13-10.

Facing a third-and-5, Denker kept the next drive alive on a 25-yard lob pass to Samajie Grant, who made the catch despite being hit before reeling it in. On the next set of downs, Denker converted yet another third down, going five yards on a keeper. He then connected with Terrence Miller on 22-yard completion en route to a seven-yard touchdown run for Carey to give the Wildcats the edge, 17-13.

After holding Colorado to a three-and-out, Arizona got the ball back with 1:17 to go in the first half. Carey immediately took the ball 30 yards into Buffalo territory. On the following play, Denker placed the ball perfectly into receiver Nate Phillips' outstretched hands for a 44-yard touchdown connection. The unanswered 14 points by Arizona gave them the lead going into the half, 24-13.

Arizona didn't skip a beat to begin third quarter, as Denker ran 54 yards to set up a first-and-goal. The Colorado defense held though, and Smith made a field goal from 26 yards out to give the Cats a two-touchdown lead, 27-13.

Colorado closed in on their next drive, as they ran the ball down the field and capitalized via a one-yard touchdown run by Mika Adkins to bring the score to 27-20.

On their next drive, Arizona faced a fourth-and-two when head coach Rich Rodriguez decided to go for it. Miller caught a 43-yard pass from Denker on the down, taking the Cats to the one-yard line. Carey rushed for his third touchdown the following play, extending the lead to 34-20.

Colorado opened the fourth quarter with some trickery on a fake punt attempt but junior receiver Trevor Ermisch sniffed it out from the start and gave the Wildcats the ball at the Colorado 18-yard line after the turnover on downs. Carey wasted no time getting back to the end zone, rushing twice for 18 yards to get his fourth touchdown to put the Cats up 41-20.

The Buffaloes couldn't stop Arizona's momentum on the following drive either, as a Liufau pass was intercepted by sophomore safety William Parks and returned 19 yards to the Arizona 25. Senior running back Daniel Jenkins brought Arizona back into Buffalo territory with a 56-yard run and Smith made a 28-yard field goal to extend the lead, 44-20.

The score would stand as the final, as Arizona gets the win to move to 5-2 overall and 2-2 in the Pac-12. Colorado fell in the standings, with a record of 3-4 overall and 0-4 in the Pac-12.

Scoring Summary (Final) 2013 Arizona Football Arizona vs Colorado (10/26/13 at Boulder, Colorado)

Arizona (5-2-0,2-2) vs. Colorado (3-4-0,0-4)
Date: 10/26/13 • Site: Boulder, Colorado • Stadium: Folsom Field
Attendance: 38679

Score by Quarters	1	2	3	4	Total
Arizona	10	14	10	10	44
Colorado	7	6	7	0	20

Qtr	Time	Scoring Play	V-H
1st	07:55	ARIZ - Carey, K. 1 yd run (Smith, J. kick), 14-88 4:04	7 - 0
	07:42	COLO - Richardson,Paul 75 yd pass from Liufau, Sefo (Oliver, Will kick), 1-75 0:13	7 - 7
	04:34	ARIZ - Smith, J. 37 yd field goal, 12-57 2:59	10 - 7
2nd	14:50	COLO - Oliver, Will 53 yd field goal, 7-19 2:30	10 - 10
	05:12	COLO - Oliver, Will 48 yd field goal, 7-18 2:26	10 - 13
	02:28	ARIZ - Carey, K. 7 yd run (Smith, J. kick), 9-75 2:44	17 - 13
	00:50	ARIZ - Phillips, N. 44 yd pass from Denker, B. (Smith, J. kick), 2-74 0:27	24 - 13
3rd	13:25	ARIZ - Smith, J. 26 yd field goal, 6-66 1:35	27 - 13
	09:53	COLO - Adkins II,Micha 1 yd run (Oliver, Will kick), 9-75 3:32	27 - 20
	07:55	ARIZ - Carey, K. 1 yd run (Smith, J. kick), 7-70 1:58	34 - 20
4th	14:30	ARIZ - Carey, K. 6 yd run (Smith, J. kick), 2-18 0:24	41 - 20
	09:10	ARIZ - Smith, J. 28 yd field goal, 6-64 3:05	44 - 20

Kickoff time: 6:08 PM • End of Game: 9:23 PM • Total elapsed time: 3:15
Officials: Referee: Jay Stricherz; Umpire: Matt Richards; Linesman: Cappy Anderson;
Line judge: Randy Campbell; Back judge: Steve Steichen; Field judge: Steve Currie;
Side judge: Clay Reynard;
Temperature: 59 F • Wind: SE 3 • Weather: Clear. 31% Humidity

Team Statistics (Final) 2013 Arizona Football Arizona vs Colorado (10/26/13 at Boulder, Colorado)

	ARIZ	COLO
FIRST DOWNS	26	19
Rushing	17	7
Passing	9	9
Penalty	0	3
NET YARDS RUSHING	405	137
Rushing Attempts	50	42
Average Per Rush	8.1	3.3
Rushing Touchdowns	4	1
Yards Gained Rushing	409	141
Yards Lost Rushing	4	4
NET YARDS PASSING	265	212
Completions-Attempts-Int	21-32-1	17-33-1
Average Per Attempt	8.3	6.4
Average Per Completion	12.6	12.5
Passing Touchdowns	1	1
TOTAL OFFENSE YARDS	670	349
Total offense plays	82	75
Average Gain Per Play	8.2	4.7
Fumbles: Number-Lost	2-1	0-0
Penalties: Number-Yards	5-69	2-20
PUNTS-YARDS	4-148	5-193
Average Yards Per Punt	37.0	38.6
Net Yards Per Punt	37.0	38.6
Inside 20	2	3
50+ Yards	1	0
Touchbacks	0	0
Fair catch	2	2
KICKOFFS-YARDS	9-570	5-325
Average Yards Per Kickoff	63.3	65.0
Net Yards Per Kickoff	35.1	40.4
Touchbacks	7	4
Punt returns: Number-Yards-TD	0-0-0	0-0-0
Average Per Return	0.0	0.0
Kickoff returns: Number-Yds-TD	1-23-0	2-79-0
Average Per Return	23.0	39.5
Interceptions: Number-Yds-TD	1-19-0	1-26-0
Fumble Returns: Number-Yds-TD	0-0-0	0-0-0
Miscellaneous Yards	0	0
Possession Time	29:29	30:31
1st Quarter	7:52	7:08
2nd Quarter	5:51	9:09
3rd Quarter	5:39	9:21
4th Quarter	10:07	4:53
Third-Down Conversions	7 of 16	7 of 17
Fourth-Down Conversions	1 of 1	0 of 2
Red-Zone Scores-Chances	7-7	1-2
Touchdowns	4-7	1-2
Field goals	3-7	0-2
Sacks By: Number-Yards	0-0	0-0
PAT Kicks	5-5	2-2
Field Goals	3-3	2-3

2014 Arizona Football Media Guide

Game 8 - Arizona 33, California 28 (Pac-12 Networks)

Nov. 2, 2013 – Memorial Stadium – Attendance: 41,874

Start: 12:37 p.m. – Time of Game: 3:28 – Weather: 67, clear

BERKELEY, Calif. – B.J. Denker went 24-of-38 through the air with 261 yards and one touchdown to lead Arizona to a 33-28 victory over Cal at Memorial Stadium on Saturday.

Arizona advances to 6-2 overall and 3-2 in Pac-12 play. The Cats are bowl eligible for the second-straight season and five of the last six seasons. The Bears fell to 1-7 overall and 0-6 in Pac-12 play.

The senior had help from an impressive receiving core led by fellow senior Terrence Miller. Miller had five receptions for 88 yards, one of which went for 60 yards. The freshman duo of Samajie Grant and Nate Phillips were also heavily targeted, as Grant had a career-high nine receptions for 78 yards and Phillips had four receptions for 44 yards with one TD.

The Cats were also successful on the ground, as running back Ka'Deem Carey netted 152 yards on 32 totes on the day.

Defensively, the Cats were led by linebackers Scooby Wright and Marquis Flowers, who both ended with double digits in tackles. Additionally, the defense forced two interceptions in the game with Jonathan McKnight and Jourdon Grandon each recording a pick.

Cal was led by quarterback Jared Goff, who went 34-of-56 for 289 yards and four touchdowns. The majority of the passing went to receiver Kenny Lawler, who gained 72 yards off six receptions, three of which were touchdowns. Running back Daniel Lasco provided the Bears with a ground attack, rushing 12 times for 71 yards.

Cal opened the game with little difficulty advancing through the air as Goff marched the Bears down the field on 8-of-10 passing for 64 yards and a touchdown. The points were scored through an 11-yard strike to Khalfani Muhammad to give them the early 7-0 lead.

Arizona was also able to move the chains with ease, though this time through the ground. Carey rushed for 23 yards on the drive, and Denker fooled the defense on a read option as he ran the ball nine yards into the end zone to tie the game at seven apiece.

Defensive lineman Sione Tuihalamaka gave the Cats a defensive presence on Cal's following drive, pressuring Goff on two consecutive drop-backs to force a three-and-out to restore Arizona possession.

After a series of punts, Arizona found themselves in a long third-and-goal from the Cal 15-yard line. A completion on a wheel route to senior running back Daniel Jenkins brought the Wildcats to the two-yard line, but they were unable to convert a fourth-down run by Carey.

The Wildcat defense immediately made up for the lost opportunity as it wrapped up Cal running back Darren Ervin in the end zone for a safety to give the Wildcats a 9-7 lead at the end of the first quarter.

Senior Jake Smith started the second quarter off strong for the Cats, as he placed a 53-yard field goal straight through the uprights, extending Arizona's lead 12-7.

The lead would quickly extend to 19-7, after freshman Phillips caught a 21-yard touchdown pass from Denker to top off a 10-play, 57-yard drive.

Cal closed the gap on their next drive, taking the ball 63 yards in 2:11 to bring the score to 19-14. The touchdown came off a 17-yard connection from Goff to Lawler. The score would stand going into halftime.

The second half opened with a big catch and run by Miller. The senior broke three tackles on his way to a 60-yard completion from Denker to bring the Cats to the Cal 15-yard line. On a following third-and-11, Denker tried the touchdown pass to Carey but Cal's Hardy Nickerson was called for the past interference, bringing the ball to the two-yard line. After two goal-line stops by the Bears, Denker was able to get a one-yard touchdown run, bringing the lead to 26-14.

California had the next score of the game as Lawler made a one-handed catch on a three-yard completion from Goff to close in on Arizona, 26-21.

After Arizona was stopped and the Bears seemingly began to gain momentum, McKnight shut down Cal's drive by netting his first interception of the season. Shortly after, Denker scored on another keeper touchdown, this one from 14 yards out to give the Wildcats the 33-21 lead.

On a Cal fourth-and-two, Grandon recorded his second interception on the year by picking off a Goff pass in the Arizona end zone.

The Wildcats entered clock-burning mode late in the game, but Cal closed in 33-28 with 1:42 left after Goff completed yet another touchdown pass to Lawler. The 29-yard reception gave Lawler his third touchdown of the day.

The Bears attempted the onside kick, but Arizona recovered and moved the chains to end the game at 33-28.

Scoring Summary (Final) 2013 Arizona Football Arizona vs California (11/02/13 at Berkeley, California)

Arizona (6-2, 3-2) vs. California (1-8, 0-6)
Date: 11/02/13 • Site: Berkeley, California • Stadium: Memorial Stadium
Attendance: 41874

Score by Quarters	1	2	3	4	Total
Arizona	9	10	14	0	33
California	7	7	7	7	28

Qtr	Time	Scoring Play	V-H
1st	10:38	CAL - Muhammad, Khalf 11 yd pass from Goff, Jared (D'Amato, Vincen kick), 12-75 4:22	0 - 7
	08:19	ARIZ - Denker, B. 9 yd run (Smith, J. kick), 9-73 2:12	7 - 7
	01:56	ARIZ - Team safety	9 - 7
2nd	12:54	ARIZ - Smith, J. 53 yd field goal, 7-19 2:22	12 - 7
	08:22	ARIZ - Phillips, N. 21 yd pass from Denker, B. (Smith, J. kick), 10-57 2:59	19 - 7
	06:04	CAL - Lawler, Kenny 17 yd pass from Goff, Jared (D'Amato, Vincen kick), 8-63 2:11	19 - 14
3rd	12:42	ARIZ - Denker, B. 1 yd run (Smith, J. kick), 8-75 2:18	26 - 14
	03:34	CAL - Lawler, Kenny 3 yd pass from Goff, Jared (D'Amato, Vincen kick), 12-80 5:05	26 - 21
	00:07	ARIZ - Denker, B. 14 yd run (Smith, J. kick), 4-27 1:09	33 - 21
4th	01:42	CAL - Lawler, Kenny 29 yd pass from Goff, Jared (D'Amato, Vincen kick), 7-80 2:14	33 - 28

Kickoff time: 12:37pm • End of Game: 4:05pm • Total elapsed time: 3:28
Officials: Referee: Jack Wood; Umpire: R. Meisenheimer; Linesman: Mark Duddy;
Line judge: Jeff Robinson; Back judge: John Jenkins; Field judge: John Morton;
Side judge: Shane Anderson;
Temperature: 67 F • Wind: Nil • Weather: Mostly clear

Team Statistics (Final) 2013 Arizona Football Arizona vs California (11/02/13 at Berkeley, California)

	ARIZ	CAL
FIRST DOWNS	26	24
Rushing	12	6
Passing	11	16
Penalty	3	2
NET YARDS RUSHING	187	130
Rushing Attempts	51	26
Average Per Rush	3.7	5.0
Rushing Touchdowns	3	0
Yards Gained Rushing	222	137
Yards Lost Rushing	35	7
NET YARDS PASSING	261	289
Completions-Attempts-Int	24-38-0	34-56-2
Average Per Attempt	6.9	5.2
Average Per Completion	10.9	8.5
Passing Touchdowns	1	4
TOTAL OFFENSE YARDS	448	419
Total offense plays	89	82
Average Gain Per Play	5.0	5.1
Fumbles: Number-Lost	2-0	1-0
Penalties: Number-Yards	7-58	8-82
PUNTS-YARDS	8-331	7-306
Average Yards Per Punt	41.4	43.7
Net Yards Per Punt	38.8	39.9
Inside 20	4	1
50+ Yards	1	2
Touchbacks	1	0
Fair catch	1	4
KICKOFFS-YARDS	6-353	5-325
Average Yards Per Kickoff	58.8	65.0
Net Yards Per Kickoff	37.0	42.8
Touchbacks	1	2
Punt returns: Number-Yards-TD	3-27-0	5-1-0
Average Per Return	9.0	0.2
Kickoff returns: Number-Yds-TD	4-71-0	5-111-0
Average Per Return	17.8	22.2
Interceptions: Number-Yds-TD	2-0-0	0-0-0
Fumble Returns: Number-Yds-TD	0-0-0	0-0-0
Miscellaneous Yards	0	0
Possession Time	32:57	27:03
1st Quarter	8:44	6:16
2nd Quarter	8:19	6:41
3rd Quarter	8:23	6:37
4th Quarter	7:31	7:29
Third-Down Conversions	4 of 16	4 of 16
Fourth-Down Conversions	1 of 2	2 of 3
Red-Zone Scores-Chances	3-4	3-4
Sacks By: Number-Yards	0-0	3-14
PAT Kicks	4-4	4-4
Field Goals	1-2	0-1

2014 Arizona Football Media Guide

Game 9 - UCLA 31, Arizona 26 (ESPN)

Nov. 9, 2013 – Arizona Stadium – Attendance: 51,531
Start: 8:15 p.m. – Time of Game: 3:13 – Weather: 72, fair

TUCSON, Ariz. – The Wildcats scored 16 of the game's final 23 points and held UCLA to just 10 second-half points, but fell short against the 16th-ranked Bruins, 31-26, in front of 51,531 fans at Arizona Stadium on Homecoming.

For the 12th-straight game, Ka'Deem Carey rushed for over 100 yards, picking up 149 yards on the ground including a four-yard, second-quarter touchdown run, his 40th career rushing score.

The Wildcats trailed by 14 points early at one point in the second half, but two B.J. Denker to Nate Phillips touchdown hookups kept the Cats close and gave the Wildcats a pair of chances to take the lead late. UA began drives with 6:06 and 2:33 remaining in the fourth quarter trailing by five points; the drives would end in a three-and-out and an interception, respectively.

Denker completed 20 of 33 pass attempts for 186 yards and recording two passing touchdowns. Phillips led the Wildcats in receiving with eight catches for 97 yards and two touchdowns.

Arizona recorded a season-high four sacks. Junior Tra'Mayne Bondurant led the Arizona defense with 10 total tackles. Seniors Sione Tuihualamaka and Tevin Hood accounted for two forced fumbles, one of which the Wildcats recovered.

It was all UCLA in the first quarter as the Bruins scored touchdowns on their first two drives of the game to go up 14-3. UCLA's defense contained Arizona to only a field goal, while quarterback Brett Hundley passed and rushed for a touchdown. The Wildcats scored the game's first points with a field goal to take a 3-0 lead. After receiving to start the game, Arizona's offense drove 48 yards down the field for senior Jake Smith to kick a 44 yard field goal.

UCLA wasted no time and responded immediately with a touchdown in its next drive. On the Bruins' first play of the game, Hundley aired out a deep pass to Shaquell Evans for a 66-yard touchdown to take a 7-3 lead.

The Bruins extended their lead to 14-3 after getting the ball back when Arizona's offense failed to convert a fourth-down attempt on UCLA's 16-yard line. Hundley capped a 12-play, 84-yard Bruins' drive with a 14-yard touchdown scramble.

Arizona cut the Bruins lead to 14-10 in the second quarter after Carey powered into the end zone for a four-yard touchdown. The touchdown was Carey's 11th of the season. Arizona's drive started on the UCLA 25-yard line after the Bruins failed to convert a fake punt attempt on fourth down.

With 16 seconds remaining in the half, Hundley found Evans for a touchdown once again on a four-yard strike to give the Bruins a 21-10 lead at intermission. Hundley and running back Damien Thigpen led the UCLA offense to cover 90 yards in 16 plays.

Both teams recorded field goals and turned the ball over once in the third quarter as UCLA led Arizona, 24-13 after the third.

The Bruins started the second half with the ball and tacked on three more points to their lead as kicker Kaim Fairbairn notched a 34-yard field goal to cap off an 11-play, 59-yard drive.

Following UCLA's field goal, Arizona threatened to score a touchdown as the UA offense marched 78 yards down the field on 11 plays. However, UCLA's defense forced Carey to fumble as he dove into the end zone, resulting in a UCLA touchback.

Smith recorded his second field goal of the game, cutting UCLA's lead to 24-13. The field goal came after senior Tevin Hood stripped UCLA's Thigpen of the ball, allowing Arizona's offense to drive 48 yards and kick a field goal.

Denker threw a 15 yard touchdown pass to Phillips to trail UCLA, 24-19, early in the fourth quarter. After UCLA punted to start the fourth quarter, Arizona handed the ball off to Carey six times as the Tucson native rushed 61 yards on the drive, helping the Cats reach UCLA territory. Senior Daniel Jenkins added seven more yards setting up Denker's 15-yard scoring toss to freshman Phillips.

Arizona's five point deficit was short-lived as UCLA linebacker Jack Myles came on offense for UCLA and on his sixth carry of the game, Myles exploded for a 66-yard rushing touchdown for UCLA to regain a two touchdown lead. Myles, a true freshman who started the game on defense, led the Bruins with 120 yards on just six carries, an average of 20 yards a tout, including the 66-yard score.

However, it took only three minutes for Arizona to march back down to the red zone and score a touchdown to cut UCLA's lead back to one score. Denker connected with the freshman Phillips for a second touchdown, cutting UCLA's lead back to one score.

After a pair of defensive stops, UA's offense would receive two cracks at taking the lead. The Wildcat offense would sputter and fail to pick up a first down on either of the possessions. The comeback bid fell short when Denker's fourth-down pass was intercepted by Ishmael Adams with 1:57 remaining in the game.

Scoring Summary (Final) 2013 Arizona Football #16 UCLA vs Arizona (11/09/13 at Tucson, Ariz.)

UCLA (7-2,4-2) vs. Arizona (6-3,3-3)
Date: 11/09/13 • Site: Tucson, Ariz. • Stadium: Arizona Stadium
Attendance: 51531

Score by Quarters	1	2	3	4	Total
UCLA	14	7	3	7	31
Arizona	3	7	3	13	26

Qtr	Time	Scoring Play	V-H
1st	10:58	ARIZ - Smith, J. 44 yd field goal, 12-48 4:02	0 - 3
	10:41	UCLA - Evans, Shaquell 66 yd pass from Hundley, Brett (Fairbairn, Kaim kick), 1-66 0:10	7 - 3
	01:23	UCLA - Hundley, Brett 15 yd run (Fairbairn, Kaim kick), 12-84 6:00	14 - 3
2nd	12:55	ARIZ - Carey, K. 4 yd run (Smith, J. kick), 4-25 0:57	14 - 10
	00:16	UCLA - Evans, Shaquell 4 yd pass from Hundley, Brett (Fairbairn, Kaim kick), 16-90 6:16	21 - 10
3rd	10:30	UCLA - Fairbairn, Kaim 34 yd field goal, 11-59 4:30	24 - 10
	02:15	ARIZ - Smith, J. 27 yd field goal, 5-18 2:00	24 - 13
4th	11:46	ARIZ - Phillips, N. 15 yd pass from Denker, B. (Denker, B. pass failed), 8-88 3:06	24 - 19
	10:46	UCLA - Jack, Myles 66 yd run (Fairbairn, Kaim kick), 3-75 1:00	31 - 19
	08:02	ARIZ - Phillips, N. 14 yd pass from Denker, B. (Smith, J. kick), 9-75 2:44	31 - 26

Kickoff time: 8:15 pm • End of Game: 11:28 pm • Total elapsed time: 3:13
Officials: Referee: Jack Folliard; Umpire: Douglas Wilson; Linesman: Dan Antonietti;
Line Judge: Steven Kovac; Back Judge: Steve Steichen; Field Judge: Kevin Keiser;
Side Judge: Aaron Santi;
Temperature: 72 • Wind: clear • Weather: 5 N-NE, 28% humidity

Team Statistics (Final) 2013 Arizona Football #16 UCLA vs Arizona (11/09/13 at Tucson, Ariz.)

	UCLA	ARIZ
FIRST DOWNS	22	24
Rushing	13	11
Passing	9	11
Penalty	0	2
NET YARDS RUSHING	249	239
Rushing Attempts	49	47
Average Per Rush	5.1	5.1
Rushing Touchdowns	2	1
Yards Gained Rushing	282	255
Yards Lost Rushing	33	16
NET YARDS PASSING	227	186
Completions-Attempts-Int	18-26-0	20-33-1
Average Per Attempt	8.7	5.6
Average Per Completion	12.6	9.3
Passing Touchdowns	2	2
TOTAL OFFENSE YARDS	476	425
Total offense plays	75	80
Average Gain Per Play	6.3	5.3
Fumbles: Number-Lost	2-1	1-1
Penalties: Number-Yards	5-54	5-44
PUNTS-YARDS	6-249	5-259
Average Yards Per Punt	41.5	51.8
Net Yards Per Punt	41.5	49.4
Inside 20	3	2
50+ Yards	1	3
Touchbacks	0	0
Fair catch	4	2
KICKOFFS-YARDS	6-390	6-390
Average Yards Per Kickoff	65.0	65.0
Net Yards Per Kickoff	40.5	39.0
Touchbacks	5	4
Punt returns: Number-Yards-TD	2-12-0	0-0-0
Average Per Return	6.0	0.0
Kickoff returns: Number-Yds-TD	2-56-0	1-22-0
Average Per Return	28.0	22.0
Interceptions: Number-Yds-TD	1-0-0	0-0-0
Fumble Returns: Number-Yds-TD	0-0-0	0-0-0
Miscellaneous Yards	0	0
Possession Time	33:12	26:48
1st Quarter	6:24	8:36
2nd Quarter	11:15	3:45
3rd Quarter	8:08	6:52
4th Quarter	7:25	7:35
Third-Down Conversions	9 of 18	5 of 14
Fourth-Down Conversions	0 of 1	0 of 2
Red-Zone Scores-Chances	3-3	4-6
Touchdowns	2-3	3-6
Field goals	1-3	1-6
Sacks By: Number-Yards	0-0	4-17
PAT Kicks	4-4	2-2
Field Goals	1-1	2-2

2014 Arizona Football Media Guide

Game 10 - Washington State 24, Arizona 17 (Pac-12 Networks)

Nov. 16, 2013 – Arizona Stadium – Attendance: 42,080
 Start: 12:07 p.m. – Time of Game: 3:03 – Weather: 72, clear

Tucson, Ariz. – Arizona's two-minute offense came up short on UA's final drive as the Wildcats fell 24-17 at home to Washington State to move to 6-4 on the season.

Quarterback B.J. Denker threw for one touchdown and racked up 200 yards passing to go along with 76 yards on the ground. With 132 yards, Ka'Deem Carey rushed for more than 100 yards for his 13th-straight game. Carey also had a pair of touchdowns, one rushing and one receiving.

The Cougars took an early lead with a 15-yard rushing touchdown by Marcus Mason with seven minutes left in the first. They continued their scoring as the Arizona defense held the Cougars to a field goal to make the score 10-0 in WSU's favor.

After two unanswered scores, the Wildcats rushed down the field with under two minutes left in the first quarter. On the drive, Carey began with a 13-yard rush, which then resulted in Phillips recording 18 yards between a rush and a pass. Carey recorded a 30-yard rushing touchdown to cut the lead 10-7.

To begin the scoring in the second quarter, the Cats successfully collected four first downs that ended with Denker connecting with Carey for a seven-yard pass. The extra point was the second successful kick by Jake Smith. The drive gave the Cats the lead, 14-10.

Despite UA's defensive efforts, Connor Halliday connected a 23-yard pass touchdown to River Cracraft to start the second half scoring. Immediately following the Cougar's drive, the Cats were able to tie the game, 17-17, with a field goal by Smith.

The remainder of the third quarter went scoreless but with less than three minutes left in the fourth quarter, the Cougars drove 80 yards in 10 plays, punctuated by a 25-yard Halliday touchdown pass to Isiah Myers to give the Cougars a 24-17 lead.

The Wildcats began their final drive with 2:15 remaining and drove 62 yards to the Washington State 13-yard line. UA ran out of time, however, when Denker's final hurl toward the endzone forced Arizona's receiver out-of-bounds for no catch.

Scoring Summary (Final)

2013 Arizona Football Washington State vs Arizona (11/16/13 at Tucson, Ariz.)

Washington State (5-5,3-4) vs. Arizona (6-4,3-4)
 Date: 11/16/13 • Site: Tucson, Ariz. • Stadium: Arizona Stadium
 Attendance: 42080

Score by Quarters	1	2	3	4	Total
Washington State	10	0	7	7	24
Arizona	7	7	3	0	17

Qtr	Time	Scoring Play	V-H
1st	07:10	WSU - Mason, Marcus 15 yd run (Furney, Andrew kick), 7-60 3:01	7 - 0
	02:05	WSU - Furney, Andrew 24 yd field goal, 10-64 3:48	10 - 0
	00:47	ARIZ - Carey, K. 30 yd run (Smith, J. kick), 4-61 1:09	10 - 7
2nd	07:37	ARIZ - Carey, K. 7 yd pass from Denker, B. (Smith, J. kick), 15-90 4:39	10 - 14
3rd	11:17	WSU - Cracraft, River 23 yd pass from Halliday, C. (Furney, Andrew kick), 6-31 2:52	17 - 14
	06:36	ARIZ - Smith, J. 25 yd field goal, 13-57 4:41	17 - 17
4th	02:15	WSU - Myers, Isiah 25 yd pass from Halliday, C. (Furney, Andrew kick), 10-80 4:44	24 - 17

Kickoff time: 12:07 pm • End of Game: 3:10 pm • Total elapsed time: 3:03
 Officials: Referee: Jay Stricherz; Umpire: Matt Richards; Linesman: Cappy Anderson;
 Line Judge: Jeff Robinson; Back Judge: Brad Robinson; Field Judge: Steve Curries;
 Side Judge: Clay Reynard;
 Temperature: 72 • Wind: 14 S-SW • Weather: clear

Team Statistics (Final)

2013 Arizona Football Washington State vs Arizona (11/16/13 at Tucson, Ariz.)

	WSU	ARIZ
FIRST DOWNS	27	24
Rushing	8	10
Passing	18	12
Penalty	1	2
NET YARDS RUSHING	101	195
Rushing Attempts	27	45
Average Per Rush	3.7	4.3
Rushing Touchdowns	1	1
Yards Gained Rushing	127	216
Yards Lost Rushing	26	21
NET YARDS PASSING	319	200
Completions-Attempts-Int	39-53-1	26-38-0
Average Per Attempt	6.0	5.3
Average Per Completion	8.2	7.7
Passing Touchdowns	2	1
TOTAL OFFENSE YARDS	420	395
Total offense plays	80	83
Average Gain Per Play	5.2	4.8
Fumbles: Number-Lost	1-0	3-2
Penalties: Number-Yards	5-51	4-30
PUNTS-YARDS	4-128	4-155
Average Yards Per Punt	32.0	38.8
Net Yards Per Punt	30.0	33.8
Inside 20	3	0
50+ Yards	1	1
Touchbacks	0	1
Fair catch	1	2
KICKOFFS-YARDS	5-305	4-260
Average Yards Per Kickoff	61.0	65.0
Net Yards Per Kickoff	44.2	39.0
Touchbacks	1	3
Punt returns: Number-Yards-TD	0-0-0	1-8-0
Average Per Return	0.0	8.0
Kickoff returns: Number-Yds-TD	1-29-0	2-59-0
Average Per Return	29.0	29.5
Interceptions: Number-Yds-TD	0-0-0	1-0-0
Fumble Returns: Number-Yds-TD	0-0-0	0-0-0
Miscellaneous Yards	0	0
Possession Time	34:08	25:52
1st Quarter	10:49	4:11
2nd Quarter	7:02	7:58
3rd Quarter	7:38	7:22
4th Quarter	8:39	6:21
Third-Down Conversions	7 of 16	6 of 18
Fourth-Down Conversions	1 of 2	3 of 5
Red-Zone Scores-Chances	3-3	2-4
Touchdowns	2-3	1-4
Field goals	1-3	1-4
Sacks By: Number-Yards	1-4	4-23
PAT Kicks	3-3	2-2
Field Goals	1-2	1-3

2014 Arizona Football Media Guide

Game 11 - Arizona 42, Oregon 16 (ABC/ESPN2)

Nov. 23, 2013 – Arizona Stadium – Attendance: 45,777

Start: 1:37 p.m. – Time of Game: 3:04 – Weather: 50, overcast, rain

TUCSON, Ariz. - A stellar defensive effort and a record-breaking performance from Ka'Deem Carey helped Arizona upset fifth-ranked Oregon, 42-16, giving the Wildcats their first victory over a top-five opponent since a 2007 victory over the Ducks.

Arizona held Oregon to 16 points and 506 yards; the Ducks averaged better than 50 points and 580 yards per game entering the contest. The Wildcats, who led 28-9 at the half, held Oregon to a single score in the second half. Both the 16 total and seven second-half points were season-lows for Oregon.

Carey rushed for 208 yards, giving him 3,915 career yards, surpassing Trung Canidate's 3,824 accumulated from 1996-99. Additionally, Carey found the endzone four times on the afternoon, giving the junior 49 career touchdowns, setting the record for career touchdowns, one better than Art Luppino.

B.J. Denker completed 19 of 22 passes for 178 yards and two scores and rushed for 102 yards.

The Wildcats grabbed momentum on the first play from scrimmage when Marcus Mariota's pass appeared to be headed harmlessly toward the sideline until Shaquille Richardson leaped and tossed the ball back in bounds to a waiting Scooby Wright. It marked the first interception of the season for Mariota, who had gone 343 passes without a pick.

The Cats cashed in on the opportunity with a nine-play, 45-yard touchdown drive capped off by Carey's six-yard TD scamper. After the defense forced a three-and-out, the Wildcats drove 59 yards in 10 plays and B.J. Denker found Nate Phillips for a score.

Oregon got on the scoreboard with a Matt Wogan 33-yard field goal with 2:49 remaining in the quarter.

The Cats added on in the second quarter when Denker found Terrence Miller for the five-yard score capping a 16-play, 83-yard drive. Miller finished with a career-high nine catches for 88 yards on senior day.

Oregon responded with its first touchdown of the game. Mariota found Pharaoh Brown for a one-yard score.

Driving near the end of the second half, Oregon's offense appeared to be rolling until Tra'Mayne Bondurant forced a fumble, one of four Oregon turnovers on the day.

The Ducks' next drive fell short on fourth down and the Cats cashed in with 18 seconds remaining in the half when Carey scored from one yard out.

Carey scored again with 2:07 remaining in the third quarter, scoring from nine yards out to make it 35-9 Wildcats.

Oregon inched closer when Mariota tossed a two-yard touchdown pass to Josh Huff to bring Oregon within three scores.

Carey's record-breaking 49th score with 8:59 remaining was his fourth of the game and capped an important drive which took 5:12 seconds off the clock.

Oregon's final drive reached Arizona's 13-yard line before Mariota tossed his second interception of the game and the season. Richardson picked off Mariota to seal the Arizona victory.

Scoring Summary (Final)

2013 Arizona Football

#5 Oregon vs Arizona (11/23/13 at Tucson, Ariz.)

Oregon (9-2,6-2) vs. Arizona (7-4,4-4)

Date: 11/23/13 • Site: Tucson, Ariz. • Stadium: Arizona Stadium

Attendance: 45777

Score by Quarters	1	2	3	4	Total
Oregon	3	6	0	7	16
Arizona	14	14	7	7	42

Qtr	Time	Scoring Play	V-H
1st	11:51	ARIZ - Carey, K. 6 yd run (Smith, J. kick), 9-45 2:49	0 - 7
	07:09	ARIZ - Phillips, N. 9 yd pass from Denker, B. (Smith, J. kick), 10-59 3:52	0 - 14
	02:49	ORE - Wogan, Matt 33 yd field goal, 12-64 4:14	3 - 14
2nd	11:32	ARIZ - Miller, T. 5 yd pass from Denker, B. (Smith, J. kick), 16-83 6:12	3 - 21
	07:39	ORE - Brown, Pharaoh 1 yd pass from Mariota, Marcus (Wogan, Matt rush failed), 11-67 3:46	9 - 21
	00:18	ARIZ - Carey, K. 1 yd run (Smith, J. kick), 6-59 0:42	9 - 28
3rd	02:07	ARIZ - Carey, K. 9 yd run (Smith, J. kick), 9-70 3:36	9 - 35
4th	14:11	ORE - Huff, Josh 2 yd pass from Mariota, Marcus (Wogan, Matt kick), 11-84 2:56	16 - 35
	08:59	ARIZ - Carey, K. 1 yd run (Smith, J. kick), 12-75 5:12	16 - 42

Kickoff time: 1:37 pm • End of Game: 4:41 pm • Total elapsed time: 3:04

Officials: Referee: Land Clark; Umpire: Matt Jordan; Linesman: Bart Longson;

Line Judge: Rich Troyer; Back Judge: Chris Coyte; Field Judge: M. Mothershed;

Side Judge: Bernie Hulscher;

Temperature: 50 • Wind: E-NE 12 • Weather: Overcast, rainy

Team Statistics (Final)

2013 Arizona Football

#5 Oregon vs Arizona (11/23/13 at Tucson, Ariz.)

	ORE	ARIZ
FIRST DOWNS	27	29
Rushing	12	17
Passing	15	10
Penalty	0	2
NET YARDS RUSHING	198	304
Rushing Attempts	39	65
Average Per Rush	5.1	4.7
Rushing Touchdowns	0	4
Yards Gained Rushing	212	314
Yards Lost Rushing	14	10
NET YARDS PASSING	308	178
Completions-Attempts-Int	27-41-2	19-22-0
Average Per Attempt	7.5	8.1
Average Per Completion	11.4	9.4
Passing Touchdowns	2	2
TOTAL OFFENSE YARDS	506	482
Total offense plays	80	87
Average Gain Per Play	6.3	5.5
Fumbles: Number-Lost	2-1	0-0
Penalties: Number-Yards	8-66	2-20
PUNTS-YARDS	2-88	4-178
Average Yards Per Punt	44.0	44.5
Net Yards Per Punt	44.0	40.0
Inside 20	0	2
50+ Yards	0	0
Touchbacks	0	0
Fair catch	0	0
KICKOFFS-YARDS	4-259	7-386
Average Yards Per Kickoff	64.8	55.1
Net Yards Per Kickoff	42.0	37.6
Touchbacks	3	0
Punt returns: Number-Yards-TD	2-18-0	0-0-0
Average Per Return	9.0	0.0
Kickoff returns: Number-Yds-TD	7-123-0	1-16-0
Average Per Return	17.6	16.0
Interceptions: Number-Yds-TD	0-0-0	2-28-0
Fumble Returns: Number-Yds-TD	0-0-0	0-0-0
Miscellaneous Yards	0	0
Possession Time	24:31	35:29
1st Quarter	5:30	9:30
2nd Quarter	7:41	7:19
3rd Quarter	7:12	7:48
4th Quarter	4:08	10:52
Third-Down Conversions	6 of 12	11 of 16
Fourth-Down Conversions	1 of 3	1 of 1
Red-Zone Scores-Chances	3-5	6-6
Touchdowns	2-5	6-6
Field goals	1-5	0-6
Sacks By: Number-Yards	0-0	0-0
PAT Kicks	1-1	6-6
Field Goals	1-1	0-0

2014 Arizona Football Media Guide

Game 12 - Arizona State 58, Arizona 21 (ESPN)

Nov. 30, 2013 – Sun Devil Stadium – Attendance: 72,542

Start: 7:30 p.m. – Time of Game: 3:20 – Weather: 64, cloudy

TEMPE, Ariz. – Arizona football (7-5) stumbled in a 58-21 loss to ASU (10-2) in front of 72,542 fans, the 12th-largest crowd in Sun Devil Stadium history.

Despite the loss, junior running back Ka'Deem Carey collected his 15th-consecutive 100-yard rushing game, a new Pac-12 Conference record. Carey rushed for 157 yards on 32 attempts. Adding to the offense was senior quarterback B.J. Denker, who threw for 175 yards. Arizona rushed for three scores, each coming from a different Wildcat, with Denker, Carey and Garic Wharton each collecting a touchdown.

Defensively, Jake Fischer led the team with 10 tackles followed by Marquis Flowers and Jared Tevis with eight each. Senior defensive lineman Sione Tuihualamaka had six tackles, including three sacks - the most for an Arizona player since Rick Elmore in 2010.

The Cats had five turnovers on the night, including a 64-yard touchdown return on an interception by Damarious Randall with 7:24 remaining in the third quarter when Arizona was driving, attempting to cut into what was, at the time, a 16-point ASU lead. UA forced one turnover of its own.

Opening the game, ASU was held to a field goal on their opening drive. Unable to score in its first drive, Arizona was forced to punt. ASU was once again held to another field goal by Zane Gonzalez to give the Sun Devils a 6-0 lead.

Despite two strong offensive plays made by the Wildcats on their subsequent drive, they were unable to score. During the drive, Denker completed a pass to Trey Griffey for 16 yards followed by an 11-yard keeper.

ASU continued their scoring with a 38-yard touchdown pass from Taylor Kelly to Darwin Rodgers that gave them a 13-0 lead.

After having gone for the fourth down, Arizona turned the ball over at midfield, which allowed D.J. Foster to continue the Sun Devil scoring with a 14-yard rushing score.

With less than 10 minutes to play in the half, a pass by Denker was intercepted by Alden Darby. On the drive, the Sun Devils were able to score another touchdown to lead the Wildcats, 27-0.

With the Arizona offense back on the field, the Wildcats were able to score their first touchdown of the night after making their way down the field including two long passes, a 23-yard pass to Griffey and 30-yard pass to Wharton. The rushing touchdown by Denker was his 11th of the season and cut the lead to 27-7. Jake Smith made the extra point.

With momentum in Arizona's hands, the defense came up with a big stop with just over three minutes left in the half after a deflected pass by Shaquille Richardson. With the ball back in hand, the Wildcats began the drive with a 28-yard rush by Ka'Deem Carey. Following was a 13-yard run by Denker. With a missed field goal attempt, ASU came up with the ball to end the half.

In their final drive of the half, Kelly completed a 50-yard pass to move down the field. In field goal range, the Sun Devils opened the lead to 30-7 to end the half.

To begin the second half, the Wildcats opened the drive with four rushes by Carey for a total of 52 yards. The momentum led to another Arizona touchdown to make the score 14-30. The eight-yard rushing touchdown by Carey was his 50th career touchdown.

Following a strong defensive effort, the Wildcats were unable to score in their second drive of the half. Denker's pass was intercepted by Damarious Randall and ran for a 64-yard touchdown to make the score 37-14.

A strong defensive effort by Arizona gave the ball back to the offense with four minutes left in the third quarter. In full speed, Carey had three back-to-back rushes for 29 yards. A nine-yard completion to Terrence Miller provided gave the Cats additional yardage. Following was a 21-yard rush by Denker that was then fumbled but picked up by Wharton. The pick up resulted in a touchdown for the Cats.

Immediately following, a four-play drive by ASU and a 61-yard pass to Jaelen Strong gave the Sun Devils another touchdown to make the score 44-21.

On the kickoff return, there was an Arizona fumble giving the ball back to ASU. On the drive, ASU ended with another touchdown after a seven-yard rushing touchdown by Foster.

With a 51-21 lead, the Sun Devils prevented the Wildcats from completing a fourth-down conversion providing ASU's offense another hand at the ball with just less than 12 minutes in the game. ASU continued its offensive momentum with another touchdown by De'Marieya Nelson to end the night's scoring.

Scoring Summary (Final)

2013 Arizona Football

Arizona vs #13 Arizona State (11/30/13 at Tempe, Ariz.)

Arizona (7-5, 4-5) vs. Arizona State (10-2, 8-1)
Date: 11/30/13 • Site: Tempe, Ariz. • Stadium: Sun Devil Stadium
Attendance: 72542

Score by Quarters	1	2	3	4	Total
Arizona	0	7	14	0	21
Arizona State	13	17	14	14	58

Qtr	Time	Scoring Play	V-H
1st	10:23	ASU - Gonzalez, Zane 38 yd field goal, 13-54 4:37	0 - 3
	07:06	ASU - Gonzalez, Zane 21 yd field goal, 6-20 2:07	0 - 6
	02:38	ASU - Rogers, Darwin 38 yd pass from Kelly, Taylor (Gonzalez, Zane kick), 7-80 2:16	0 - 13
2nd	12:58	ASU - Foster, D.J. 14 yd run (Gonzalez, Zane kick), 4-53 1:18	0 - 20
	08:04	ASU - Nelson, D. 1 yd run (Gonzalez, Zane kick), 5-31 1:55	0 - 27
	04:14	ARIZ - Denker, B. 1 yd run (Smith, J. kick), 12-78 3:44	7 - 27
	00:11	ASU - Gonzalez, Zane 23 yd field goal, 6-69 1:12	7 - 30
3rd	12:17	ARIZ - Carey, K. 8 yd run (Smith, J. kick), 7-75 2:43	14 - 30
	07:24	ASU - Randall, D. 64 yd interception return (Gonzalez, Zane kick)	14 - 37
	02:27	ARIZ - Wharton, G. 4 yd run (Smith, J. kick), 5-68 1:42	21 - 37
	01:17	ASU - Strong, Jaelen 61 yd pass from Kelly, Taylor (Gonzalez, Zane kick), 4-75 1:18	21 - 44
4th	13:17	ASU - Foster, D.J. 7 yd run (Gonzalez, Zane kick), 6-31 2:52	21 - 51
	05:57	ASU - Nelson, D. 1 yd run (Gonzalez, Zane kick), 7-29 3:58	21 - 58

Kickoff time: 7:30 pm • End of Game: 10:50 pm • Total elapsed time: 3:20
Officials: Referee: J. Wood; Umpire: R. Meisenheimer; Linesman: M. Duddy;
Line judge: J. Robinson; Back judge: J. Jenkins; Field judge: J. Morton;
Side judge: S. Anderson;
Temperature: 64 • Wind: W5 • Weather: High clouds

Team Statistics (Final)

2013 Arizona Football

Arizona vs #13 Arizona State (11/30/13 at Tempe, Ariz.)

	ARIZ	ASU
FIRST DOWNS	20	22
Rushing	14	12
Passing	5	10
Penalty	1	0
NET YARDS RUSHING	249	204
Rushing Attempts	49	52
Average Per Rush	5.1	3.9
Rushing Touchdowns	3	4
Yards Gained Rushing	280	229
Yards Lost Rushing	31	25
NET YARDS PASSING	175	274
Completions-Attempts-Int	15-30-3	13-25-1
Average Per Attempt	5.8	11.0
Average Per Completion	11.7	21.1
Passing Touchdowns	0	2
TOTAL OFFENSE YARDS	424	478
Total offense plays	79	77
Average Gain Per Play	5.4	6.2
Fumbles: Number-Lost	2-1	0-0
Penalties: Number-Yards	2-15	4-20
PUNTS-YARDS	4-165	4-182
Average Yards Per Punt	41.2	45.5
Net Yards Per Punt	36.2	45.2
Inside 20	1	2
50+ Yards	2	1
Touchbacks	1	0
Fair catch	0	1
KICKOFFS-YARDS	4-260	11-695
Average Yards Per Kickoff	65.0	63.2
Net Yards Per Kickoff	43.0	41.1
Touchbacks	3	4
Punt returns: Number-Yards-TD	1-1-0	0-0-0
Average Per Return	1.0	0.0
Kickoff returns: Number-Yds-TD	7-143-0	1-13-0
Average Per Return	20.4	13.0
Interceptions: Number-Yds-TD	1-0-0	3-81-1
Fumble Returns: Number-Yds-TD	0-0-0	0-0-0
Miscellaneous Yards	0	0
Possession Time	27:41	32:19
1st Quarter	6:00	9:00
2nd Quarter	8:57	6:03
3rd Quarter	8:51	6:09
4th Quarter	3:53	11:07
Third-Down Conversions	9 of 18	6 of 17
Fourth-Down Conversions	0 of 3	2 of 2
Red-Zone Scores-Chances	2-2	6-6
Touchdowns	2-2	4-6
Field goals	0-2	2-6
Sacks By: Number-Yards	3-12	2-5
PAT Kicks	3-3	7-7
Field Goals	0-1	3-3

2014 Arizona Football Media Guide

Game 13 - Arizona 42, Boston College 19 (ESPN)

Dec. 31, 2013 – Independence Stadium – Attendance: 36,917

Start: 11:32 a.m. – Time of Game: 3:06 – Weather: 36, partly cloudy

SHREVEPORT, La. - University of Arizona football defeated Boston College, 42-19, in the AdvoCare V100 Bowl Game in record-breaking fashion, Monday, at Independence Stadium. Senior quarterback B.J. Denker was named Offensive MVP and sophomore William Parks was named Defensive MVP. The victory gave UA eight wins for a second-consecutive year, marking the first back-to-back eight-win seasons since 2008-09. Along with bowl game records, multiple school records were also broken for the Wildcats.

The six Wildcat touchdowns tied the Bowl record for most touchdowns. Arizona is now the seventh team to score six in the bowl game. The Wildcats also recorded the most first downs in the bowl's history with 49. With 529 yards, the Wildcats have the third-highest yardage in an AdvoCare V100 Bowl game.

The Wildcats' offensive clinic was led by Denker's 275 passing yards. True freshman Nate Phillips had 193 receiving yards and recorded the first 100-yard receiving game for Arizona on the season. He also broke the school record for most receiving yards in a bowl game as well as most receiving yards in a game by a freshman in school history.

Ka'Deem Carey finished off his junior season with 16-straight 100-plus yard games with his 169-yard performance. As well, he has officially become the all-time all-purpose leader in yardage. Prior to Carey, the record was 5,392 yards, held by Dennis Northcutt.

On defense, the Wildcats held the Eagles to just two touchdowns and two field goals. Jake Fischer tied his career-high tackles with 14. Jourdon Grandon was right behind Fischer with 12 tackles, followed by Marquis Flowers and Tra'Mayne Bondurant with six and seven tackles, respectively.

Opening the game, Boston College received the ball. Starting the drive, Eagle quarterback Chase Rettig threw the first interception of the game. Jared Tevis caught his first interception of the season and brought the Wildcat offense on the field until a fumble forced by Manuel Asprilla.

With just over eight minutes left, the Wildcat offense got back to work and two long passes for a combined 79 yards by Phillips led the Cats to the first score of the game. Carey had a two-yard run to put the Cats ahead 7-0 after the extra point by Jake Smith.

On the Eagles' third drive of the game, BC marched down the field but was held to a field goal by the Arizona defense. In the Eagles first drive of the second quarter, Boston College was inside the Arizona 20-yard line when Keoni Bush-Loo had a momentum-changing sack for a loss of 12 yards forcing the Eagles to kick a 41-yard field goal to make the score 7-6, in favor of Arizona.

Following a muffed Boston College punt, the Eagles took over in Arizona territory with under six minutes remaining in the half. The Eagles, attempting to take their first lead of the game, were facing a third and four from Arizona's 34 when Parks intercepted Rettig and returned it 69 yards for the score to put Arizona ahead 14-6. The interception return was the longest for a Wildcat since the 2011 91-yard return by Robert Golden against Washington.

With less than three minutes in the half, the Arizona offense was back on the field. Phillips began with a first-down pass for 13-yards. Carey and Denker provided a handful of runs leading up to a 26-yard touchdown pass to Trey Griffey for his first career touchdown catch.

The Wildcats received the ball to begin the second half. A quick offensive start by the Cats led to a touchdown to make the score 28-6. A sideline pass to Phillips for 23 yards gave way for a five-yard touchdown run by Carey.

With seven minutes to play, the Arizona offense kept the momentum going with a 41-yard pass to Phillips. Following 23 yards worth of rushing by Carey, a 12-yard pass to Grant, the Cats scored another touchdown by a rush by Denker. With under five minutes in the third quarter, Arizona was up 35-6.

The Arizona defense once again held the Eagles from scoring and allowed the Wildcat offense to take control of the ball to end the third quarter and begin the fourth quarter. Carey had a 19-yard rush to begin the offense. Additionally, Daniel Jenkins carried the ball for a total of 12 yards on the drive. A nine-yard completion to Phillips put the Cats in a position for Griffey to make his second touchdown reception of the game. With under 14 minutes in the game, the Cats were up 42-6.

Trying to build momentum, Boston College was able to move down the field for their first score of the second half. The drive included a long pass by Rettig for 35 yards. Andre Williams recorded the rushing touchdown after a 4-yard run. After a failed two-point conversion, the score was 42-12.

The Wildcats would kill the clock on their subsequent drive with a heavy dosage of Carey and Jenkins. The 6:50 drive covered 69 yards and left Boston College with just 5:10 on the clock.

Boston College was able to score its second touchdown of the half with 40 seconds left in the game. Tyler Rouse had the rushing touchdown for 20 yards to make the score 42-19 to end the game.

Scoring Summary (Final)

2013 Arizona Football Arizona vs Boston College (12/31/13 at Shreveport, La.)

Arizona (8-5) vs. Boston College (7-6)
Date: 12/31/13 • Site: Shreveport, La. • Stadium: Independence Stadium
Attendance: 36917

Score by Quarters	1	2	3	4	Total
Arizona	7	14	14	7	42
Boston College	3	3	0	13	19

Qtr	Time	Scoring Play	V-H
1st	07:51	ARIZ - Carey, K. 2 yd run (Smith, J. kick), 4-92 0:41	7 - 0
	01:11	BC - Freese, N 32 yd field goal, 14-54 6:40	7 - 3
2nd	08:45	BC - Freese, N 41 yd field goal, 11-46 5:02	7 - 6
	04:16	ARIZ - Parks, W. 69 yd interception return (Smith, J. kick)	14 - 6
	00:30	ARIZ - Griffey, T. 26 yd pass from Denker, B. (Smith, J. kick), 10-80 2:13	21 - 6
3rd	12:11	ARIZ - Carey, K. 5 yd run (Smith, J. kick), 11-75 2:49	28 - 6
	04:56	ARIZ - Denker, B. 14 yd run (Smith, J. kick), 8-93 2:16	35 - 6
4th	13:40	ARIZ - Griffey, T. 3 yd pass from Denker, B. (Smith, J. kick), 12-80 4:41	42 - 6
	12:00	BC - Williams, A 4 yd run (Rettig, C rush failed), 4-65 1:40	42 - 12
	00:35	BC - Rouse, T 6 yd run (Freese, N kick), 12-94 4:35	42 - 19

Kickoff time: 11:32 am • End of Game: 2:38 pm • Total elapsed time: 3:06
Officials: Referee: Alan Eck; Umpire: Jim Adams; Linesman: Jerod Phillips;
Line Judge: Kevin Vicknair; Back judge: Mike Aaronian; Field judge: Rich Almeroth;
Side judge: Jeff Dahle; Alternate: James Murphy;
Temperature: 36 • Wind: S at 5 • Weather: Party Cloudy

Team Statistics (Final)

2013 Arizona Football Arizona vs Boston College (12/31/13 at Shreveport, La.)

	ARIZ	BC
FIRST DOWNS	28	20
Rushing	13	8
Passing	13	11
Penalty	2	1
NET YARDS RUSHING	254	145
Rushing Attempts	49	45
Average Per Rush	5.2	3.2
Rushing Touchdowns	3	2
Yards Gained Rushing	265	172
Yards Lost Rushing	11	27
NET YARDS PASSING	275	206
Completions-Attempts-Int	17-24-0	17-28-2
Average Per Attempt	11.5	7.4
Average Per Completion	16.2	12.1
Passing Touchdowns	2	0
TOTAL OFFENSE YARDS	529	351
Total offense plays	73	73
Average Gain Per Play	7.2	4.8
Fumbles: Number-Lost	2-2	0-0
Penalties: Number-Yards	2-23	5-55
PUNTS-YARDS	2-63	5-192
Average Yards Per Punt	31.5	38.4
Net Yards Per Punt	31.5	38.4
Inside 20	1	2
50+ Yards	0	0
Touchbacks	0	0
Fair catch	1	2
KICKOFFS-YARDS	7-394	5-318
Average Yards Per Kickoff	56.3	63.6
Net Yards Per Kickoff	44.3	40.2
Touchbacks	1	2
Punt returns: Number-Yards-TD	1-0-0	0-0-0
Average Per Return	0.0	0.0
Kickoff returns: Number-Yds-TD	3-67-0	3-59-0
Average Per Return	22.3	19.7
Interceptions: Number-Yds-TD	2-69-1	0-0-0
Fumble Returns: Number-Yds-TD	0-0-0	1-2-0
Miscellaneous Yards	0	0
Possession Time	24:50	35:10
1st Quarter	2:44	12:16
2nd Quarter	4:55	10:05
3rd Quarter	8:26	6:34
4th Quarter	8:45	6:15
Third-Down Conversions	7 of 12	8 of 17
Fourth-Down Conversions	1 of 2	0 of 0
Red-Zone Scores-Chances	4-5	4-4
Touchdowns	4-5	2-4
Field goals	0-5	2-4
Sacks By: Number-Yards	3-22	1-1
PAT Kicks	6-6	1-1
Field Goals	0-0	2-2

2014 Arizona Football Media Guide

2013 Final Pac-12 Conference Standings

Team	Conf	Overall	Home	Away	Neutral
	W-L	W-L			
North					
Stanford	7-2	11-3	7-0	4-2	0-1
Oregon	6-2	11-2	7-0	3-2	1-0
Washington	5-4	9-4	6-1	1-3	2-0
Oregon State	4-4	7-6	2-4	4-2	1-0
Washington State	4-5	6-7	3-3	3-3	0-1
California	0-9	1-11	1-6	0-5	0-0
South					
Arizona State	8-1	10-4	7-1	3-1	0-2
UCLA	6-3	10-3	5-1	4-2	1-0
USC	6-3	10-4	5-2	4-2	1-0
Arizona	4-5	8-5	4-2	3-3	1-0
Utah	2-7	5-7	4-3	1-4	0-0
Colorado	1-8	4-8	3-3	0-5	1-0

Bowls: Arizona 42-19 Boston College, AdvoCare V100; Texas Tech 37-23 Arizona State, National University Holiday; Oregon 30-7 Texas, Valero Alamo; Oregon State 38-23 Boise State, Sheraton Hawaii; Michigan State 24-20 Stanford, Vizio Rose; UCLA 42-12 Virginia Tech, Hyundai Sun; USC 45-20 Fresno State, Royal Purple Las Vegas; Washington 31-16 BYU, Fight Hunger; Colorado State 48-Washington State 45, Gilman New Mexico.

2013 Final Team Statistics

2013 Arizona Football Arizona Overall Team Statistics (FINAL) All games

Team Statistics	ARIZ	OPP
SCORING	435	315
Points Per Game	33.5	24.2
FIRST DOWNS	311	276
Rushing	175	122
Passing	116	139
Penalty	20	15
RUSHING YARDAGE	3444	2182
Yards gained rushing	3663	2437
Yards lost rushing	219	255
Rushing Attempts	647	531
Average Per Rush	5.3	4.1
Average Per Game	264.9	167.8
TDs Rushing	36	18
PASSING YARDAGE	2516	3032
Comp-Att-Int	233-383-7	269-460-18
Average Per Pass	6.6	6.6
Average Per Catch	10.8	11.3
Average Per Game	193.5	233.2
TDs Passing	16	20
TOTAL OFFENSE	5960	5214
Total Plays	1030	991
Average Per Play	5.8	5.3
Average Per Game	458.5	401.1
KICK RETURNS: #-Yards	33-676	41-801
PUNT RETURNS: #-Yards	23-166	15-50
INT RETURNS: #-Yards	18-303	7-119
KICK RETURN AVERAGE	20.5	19.5
PUNT RETURN AVERAGE	7.2	3.3
INT RETURN AVERAGE	16.8	17.0
FUMBLES-LOST	24-11	12-4
PENALTIES-Yards	52-478	75-726
Average Per Game	36.8	55.8
PUNTS-Yards	58-2299	69-2836
Average Per Punt	39.6	41.1
Net punt average	37.4	38.4
KICKOFFS-Yards	83-5046	67-4252
Average Per Kick	60.8	63.5
Net kick average	40.0	41.4
TIME OF POSSESSION/Game	28:30	31:30
3RD-DOWN Conversions	100/212	83/211
3rd-Down Pct	47%	39%
4TH-DOWN Conversions	12/30	12/26
4th-Down Pct	40%	46%
SACKS BY-Yards	24-131	17-76
MISC YARDS	0	0
TOUCHDOWNS SCORED	57	39
FIELD GOALS-ATTEMPTS	12-19	15-22
ON-SIDE KICKS	0-0	0-1
RED-ZONE SCORES	(46-56) 82%	(34-39) 87%
RED-ZONE TOUCHDOWNS	(37-56) 66%	(26-39) 67%
PAT-ATTEMPTS	(53-55) 96%	(34-37) 92%
ATTENDANCE	285713	310075
Games/Avq Per Game	6/47619	6/51679
Neutral Site Games		1/36917

Score by Quarters	1st	2nd	3rd	4th	OT	Total
Arizona	95	147	103	90	0	435
Opponents	89	72	69	85	0	315

2013 Game Superlatives

Arizona Individual Game Highs

2013 Arizona Football Arizona Game Superlatives (FINAL) All games		
INDIVIDUAL GAME HIGHS		
Rushes	48	Carey, K. vs Oregon (11/23/13)
Yards Rushing	232	Carey, K. vs Utah (10/19/13)
TD Rushes	4	Carey, K. at Colorado (10/26/13)
	4	Carey, K. vs Oregon (11/23/13)
Long Rush	91	Jenkins, D. vs NAU (08/30/13)
Pass attempts	44	Denker, B. at USC (10/10/13)
Pass completions	28	Denker, B. at USC (10/10/13)
Yards Passing	363	Denker, B. at USC (10/10/13)
TD Passes	4	Denker, B. at USC (10/10/13)
Long Pass	60	Denker, B. at California (11/02/13)
Receptions	9	Grant, S. at California (11/02/13)
	9	Miller, T. vs Oregon (11/23/13)
	9	Phillips, N. vs Boston College (12/31/13)
Yards Receiving	193	Phillips, N. vs Boston College (12/31/13)
TD Receptions	2	Wharton, G. at USC (10/10/13)
	2	Phillips, N. vs UCLA (11/09/13)
	2	Griffey, T. vs Boston College (12/31/13)
Long Reception	60	Miller, T. at California (11/02/13)
Field Goals	3	Smith, J. at UNLV (09/07/13)
	3	Smith, J. at Colorado (10/26/13)
Long Field Goal	53	Smith, J. at California (11/02/13)
Punts	8	Riggleman, D. at California (11/02/13)
Punting Avq	51.8	Riggleman, D. vs UCLA (11/09/13)
Long Punt	61	Riggleman, D. vs Washington State (11/16/13)
Punts inside 20	4	Riggleman, D. at California (11/02/13)
Long Punt Return	25	Jackson, J. at UNLV (09/07/13)
Long Kickoff Return	34	Baker, J. vs Washington State (11/16/13)
Tackles	14	Flowers, M. at USC (10/10/13)
	14	Fischer, J. vs Oregon (11/23/13)
	14	Fischer, J. vs Boston College (12/31/13)
Sacks	3.0	Tuihalamaka, S. at Arizona State (11/30/13)
Tackles For Loss	3.0	Wright, S. at California (11/02/13)
	3.0	Tuihalamaka, S. at Arizona State (11/30/13)
Interceptions	2	Bondurant, T. vs NAU (08/30/13)

Arizona Team Game Highs

2013 Arizona Football Arizona Game Superlatives (FINAL) All games		
TEAM GAME HIGHS		
Rushes	69	at UNLV (09/07/13)
Yards Rushing	405	at Colorado (10/26/13)
Yards Per Rush	9.0	vs NAU (08/30/13)
TD Rushes	5	at UNLV (09/07/13)
Pass attempts	44	at USC (10/10/13)
Pass completions	28	at USC (10/10/13)
Yards Passing	363	at USC (10/10/13)
Yards Per Pass	11.5	vs Boston College (12/31/13)
TD Passes	4	at USC (10/10/13)
Total Plays	90	at UNLV (09/07/13)
Total Offense	670	at Colorado (10/26/13)
Yards Per Play	8.4	vs NAU (08/30/13)
Points	58	at UNLV (09/07/13)
Sacks By	4	vs UCLA (11/09/13)
	4	vs Washington State (11/16/13)
First Downs	29	vs Oregon (11/23/13)
Penalties	7	at Washington (09/28/13)
	7	at California (11/02/13)
Penalty Yards	69	at Colorado (10/26/13)
Turnovers	4	at Arizona State (11/30/13)
Interceptions By	3	vs NAU (08/30/13)
Punts	8	at California (11/02/13)
Punting Avq	51.8	vs UCLA (11/09/13)
Long Punt	61	vs Washington State (11/16/13)
Punts inside 20	4	at California (11/02/13)
Long Punt Return	25	at UNLV (09/07/13)

2013 Stat Rankings

	NCAA	Pac-12
Rushing (264.9)	11	2
Passing (193.5)	97	12
Pass Efficiency Rating (126.15)	76	9
Total Offense (458.5)	31	5
Scoring (33.5)	36	6
Rushing Defense (167.8)	69	7
Pass Efficiency Defense (120.37)	37	4
Pass Defense (233.2)	70	5
Total Defense (401.1)	96	11
Scoring Defense (24.2)	39	6
Net Punting (37.40)	50	6
Punt Return (7.22)	77	7
Kickoff Return (20.48)	80	9
Turnover Margin (0.3)	39	6
Sacks (1.86)	77	9
Sacks Allowed (1.31)	23	2
Tackles for Loss (5.9)	65	7

2014 Arizona Football Media Guide

Opponent Individual Game Highs

2013 Arizona Football Arizona Game Superlatives (FINAL) All games

OPPONENT INDIVIDUAL GAME HIGHS

Rushes	40	Sankey, Bishop, at Washington (09/28/13)
Yards Rushing	161	Sankey, Bishop, at Washington (09/28/13)
TD Rushes	2	Allen, Javorius, at USC (10/10/13)
	2	Foster, D.J., at Arizona State (11/30/13)
	2	Nelson, D., at Arizona State (11/30/13)
Long Rush	79	MURRAY-LAWRENCE, at UNLV (09/07/13)
Pass attempts	56	Goff, Jared, at California (11/02/13)
Pass completions	39	Halliday, C., vs Washington State (11/16/13)
Yards Passing	319	Halliday, C., vs Washington State (11/16/13)
TD Passes	4	Goff, Jared, at California (11/02/13)
Long Pass	75	Liufau, Sefo, at Colorado (10/26/13)
Receptions	10	Amidon, A, vs Boston College (12/31/13)
Yards Receiving	161	Agholor, Nelson, at USC (10/10/13)
TD Receptions	3	Lawler, Kenny, at California (11/02/13)
Long Reception	75	Richardson, Paul, at Colorado (10/26/13)
Field Goals	3	Gonzalez, Zane, at Arizona State (11/30/13)
Long Field Goal	53	Oliver, Will, at Colorado (10/26/13)
Punts	7	YUNKER, Logan, at UNLV (09/07/13)
	7	Hackett, Tom, vs Utah (10/19/13)
	7	Leininger, Cole, at California (11/02/13)
Punting Avg	45.7	YUNKER, Logan, at UNLV (09/07/13)
Long Punt	59	Garoutte, Alex, at Arizona State (11/30/13)
Punts inside 20	5	Coons, Travis, at Washington (09/28/13)
Long Punt Return	16	Addison, Bralon, vs Oregon (11/23/13)
Long Kickoff Return	49	Williams, Kasen, at Washington (09/28/13)
Tackles	14	Reilly, Trevor, vs Utah (10/19/13)
	14	Norris, Jared, vs Utah (10/19/13)
	14	Orms, Parker, at Colorado (10/26/13)
Sacks	2.0	Reilly, Trevor, vs Utah (10/19/13)
	2.0	Jefferson, Jale, at California (11/02/13)
Tackles For Loss	4.0	Bradford, Carl, at Arizona State (11/30/13)
Interceptions	1	Parker, Sean, at Washington (09/28/13)
	1	Peters, Marcus, at Washington (09/28/13)
	1	Bell, Jered, at Colorado (10/26/13)
	1	Adams, Ishmael, vs UCLA (11/09/13)
	1	Darby, Alden, at Arizona State (11/30/13)
	1	Randall, D., at Arizona State (11/30/13)
	1	Irabor, Osahon, at Arizona State (11/30/13)

Opponent Team Game Highs

2013 Arizona Football Arizona Game Superlatives (FINAL) All games

OPPONENT TEAM GAME HIGHS

Rushes	61	at Washington (09/28/13)
Yards Rushing	249	at USC (10/10/13)
	249	vs UCLA (11/09/13)
Yards Per Rush	5.5	at USC (10/10/13)
TD Rushes	4	at Arizona State (11/30/13)
Pass attempts	56	at California (11/02/13)
Pass completions	39	vs Washington State (11/16/13)
Yards Passing	319	vs Washington State (11/16/13)
Yards Per Pass	11.0	at Arizona State (11/30/13)
TD Passes	4	at California (11/02/13)
Total Plays	86	at Washington (09/28/13)
Total Offense	546	at USC (10/10/13)
Yards Per Play	7.3	at USC (10/10/13)
Points	58	at Arizona State (11/30/13)
Sacks By	4	at California (11/02/13)
First Downs	27	at USC (10/10/13)
	27	vs Washington State (11/16/13)
	27	vs Oregon (11/23/13)
Penalties	8	at UNLV (09/07/13)
	8	at California (11/02/13)
	8	vs Oregon (11/23/13)
Penalty Yards	82	at California (11/02/13)
Turnovers	3	vs NAU (08/30/13)
	3	at UNLV (09/07/13)
	3	vs Oregon (11/23/13)
Interceptions By	3	at Arizona State (11/30/13)
Punts	7	at UNLV (09/07/13)
	7	vs Utah (10/19/13)
	7	at California (11/02/13)
Punting Avg	45.7	at UNLV (09/07/13)
Long Punt	59	at Arizona State (11/30/13)
Punts inside 20	5	at Washington (09/28/13)
Long Punt Return	16	vs Oregon (11/23/13)

2013 Final Individual Stats

2013 Arizona Football Arizona Overall Individual Statistics (FINAL) All games

Rushing										Punt Returns						
gp	att	gain	loss	net	avg	td	lg	avg/g		no.	yds	avg	td	lg		
Carey, K.	12	349	1931	46	1885	5.4	19	58	157.1	Jackson, J.	13	111	8.5	0	25	
Denker, B.	13	181	1074	125	949	5.2	13	54	73.0	Phillips, N.	10	55	5.5	0	19	
Jenkins, D.	13	65	416	5	411	6.3	1	91	31.6	Total	23	166	7.2	0	25	
Baker, J.	11	27	130	3	127	4.7	0	37	11.5	Opponents	15	50	3.3	0	16	
Allen, J.	5	8	83	4	79	9.9	1	61	15.8	Interceptions						
Butler, K.	13	5	17	0	17	3.4	1	5	1.3	no. <td>yds<td>avg<td>td<td>lg</td></td></td></td>	yds <td>avg<td>td<td>lg</td></td></td>	avg <td>td<td>lg</td></td>	td <td>lg</td>	lg		
Phillips, N.	13	2	8	1	7	3.5	0	8	0.5	Bondurant, T.	4	79	19.8	2	52	
Wharton, G.	12	0	4	0	4	0.0	1	0	0.3	Richardson, S.	3	34	11.3	0	19	
Grant, S.	13	1	0	0	0	0.0	0	0	0.0	Parks, W.	2	88	44.0	1	69	
Team	8	9	0	35	-35	-3.9	0	0	-4.4	McKnight, J.	2	0	0.0	0	0	
Total	13	647	3663	219	3444	5.3	36	91	264.9	Grandon, J.	2	16	8.0	0	16	
Opponents	13	531	2437	255	2182	4.1	18	79	167.8	Wright, S.	1	13	13.0	0	13	
Passing										Kick Returns						
gp	effc	comp	att	int	pct	yds	td	lg	avg/g	no.	yds	avg	td	lg		
Denker, B.	13	126.81	233	381	7	61.2	2516	16	60	193.5	Grant, S.	10	193	19.3	0	27
Team	8	0.00	0	1	0	0.0	0	0	0.0	Baker, J.	9	210	23.3	0	34	
Allen, J.	5	0.00	0	1	0	0.0	0	0	0.0	Phillips, N.	6	116	19.3	0	26	
Total	13	126.15	233	383	7	60.8	2516	16	60	193.5	Jackson, J.	5	82	16.4	0	24
Opponents	13	120.37	269	460	18	58.5	3032	20	75	233.2	Jenkins, D.	3	75	25.0	0	31
Receiving										Fumble Returns						
gp	no.	yds	avg	td	lg	avg/g				no.	yds	avg	td	lg		
Phillips, N.	13	51	696	13.6	7	57	53.5	Jackson, J.	12	12	1.0	0	12			
Grant, S.	13	47	373	7.9	1	27	28.7	Denker, B.	1	44	44.0	0	1	0		
Miller, T.	13	40	467	11.7	1	60	35.9	Total	58	2299	39.6	6	4	11	19	12
Carey, K.	12	26	173	6.7	1	24	14.4	Opponents	69	2836	41.1	59	1	18	32	12
Wharton, G.	12	27	291	17.1	2	45	24.2	Kickoffs								
Richards, D.	9	15	148	9.9	1	24	16.4	no. <th>yds</th> <th>avg</th> <th>tb</th> <th>ob</th> <th>ret</th> <th>net</th> <th>ydln</th>	yds	avg	tb	ob	ret	net	ydln	
Griffey, T.	11	14	170	12.1	2	26	15.5	Smith, J.	83	5046	60.8	37	2			
Jackson, J.	12	12	124	10.3	0	32	10.3	Total	83	5046	60.8	37	2	19.5	40.0	25
Jenkins, D.	13	10	57	5.7	1	13	4.4	Opponents	67	4252	63.5	32	2	20.5	41.4	23
Baker, J.	11	1	17	17.0	0	17	1.5									
Total	13	233	2516	10.8	16	60	193.5									
Opponents	13	269	3032	11.3	20	75	233.2									

2013 Arizona Football Arizona Overall Individual Statistics (FINAL) All games

Scoring										PAT					Total Offense				
td	fg	kick	rush	rcv	pass	dnp	saf	pts		g	plays	rush	pass	total	avg/g				
Carey, K.	20	-	-	-	-	-	-	120	Denker, B.	13	562	949	2516	3465	266.5				
Smith, J.	12-19	53-55	-	-	-	-	-	89	Carey, K.	12	349	1885	0	1885	157.1				
Denker, B.	13	-	1-1	0-1	-	-	-	80	Jenkins, D.	13	65	411	0	411	31.6				
Phillips, N.	7	-	-	-	-	-	-	42	Baker, J.	11	27	127	0	127	11.5				
Wharton, G.	3	-	-	-	-	-	-	18	Allen, J.	5	9	79	0	79	15.8				
Jenkins, D.	2	-	-	-	-	-	-	12	Butler, K.	13	5	17	0	17	1.3				
Bondurant, T.	2	-	-	-	-	-	-	12	Phillips, N.	13	2	7	0	7	0.5				
Griffey, T.	2	-	-	-	-	-	-	12	Wharton, G.	12	0	4	0	4	0.3				
Grant, S.	1	-	-	-	-	-	-	6	Team	8	10	35	0	35	4.4				
Butler, K.	1	-	-	-	-	-	-	6	Total	13	1030	3444	2516	5960	458.5				
Allen, J.	1	-	-	-	-	-	-	6	Opponents	13	991	2182	3032	5214	401.1				
Richards, D.	1	-	-	-	-	-	-	6											
Miller, T.	1	-	-	-	-	-	-	6											
Parks, W.	1	-	-	-	-	-	-	6											
Fischer, J.	1	-	-	-	-	-	-	6											
Flowers, M.	1	-	-	-	-	-	-	6											
Team	-	-	-	-	-	-	-	1	2										
Total	57	12-19	53-55	1-1	0-1	-	-	1	435										
Opponents	39	15-22	34-37	0-2	-	-	-	1	315										
Field Goals										Punting									
fg	pct.	01-19	20-29	30-39	40-49	50-59	lg	blk		no.	yds	avg	lg	tb	fc	120	50+	blk	
Smith, J.	12-19	63.2	0-0	7-8	2-5	2-4	1-2	53	0	Riggelman, D.	56	2243	40.1	61	4	11	18	12	0
										Team	1	12	12.0	12	0	0	0	0	1
										Denker, B.	1	44	44.0	44	0	0	1	0	0
										Total	58	2299	39.6	61	4	11	19	12	0
										Opponents	69	2836	41.1	59	1	18	32	12	0
FG Sequence										Kickoffs									
Arizona	Opponents				no.					yds	avg	tb	ob	ret	net	ydln			
NAU	28	42,45				Smith, J.					83	5046	60.8	37	2				
UNLV	(41),39,(29),(30)					Total					83	5046	60.8	37	2	19.5	40.0	25	
UTSA	(23)	(34),(43)				Opponents					67	4252	63.5	32	2	20.5	41.4	23	
Washington	-	(42)																	
USC	38,(27)	(45)																	
Utah	-	42,(44),40																	
Colorado	(37),(26),(28)	(53),(52),(48)																	
California	(53),55	50																	
UCLA	(44),(27)	(34)																	
Washington State	40,(25),34	(24),46																	
Oregon	-	(33)																	
Arizona State	42	(38),(21),(23)																	
Boston College	-	(32),(41)																	

Numbers in parentheses indicate field goal was made.

2013 Arizona Football Arizona Overall Individual Statistics (FINAL) All games

All Purpose	g	rush	rcv	pr	kr	lr	total	avg/g
Carey, K.	12	1885	173	0	0	0	2058	171.5
Denker, B.	13	949	0	0	0	0	949	73.0
Phillips, N.	13	7	696	55	116	0	874	67.2
Grant, S.	13	0	373	0	193	0	566	43.5
Jenkins, D.	13	411	57	0	75	0	543	41.8
Miller, T.	13	0	467	0	0	0	467	35.9
Baker, J.	11	127	17	0	210	0	354	32.2
Jackson, J.	12	0	124	111	82	0	317	26.4
Wharton, G.	12	4	291	0	0	0	295	24.6
Griffey, T.	11	0	170	0	0	0	170	15.5
Richards, D.	9	0	148	0	0	0	148	16.4
Parks, W.	13	0	0	0	0	88	88	6.8
Bondurant, T.	12	0	0	0	0	79	79	6.6
Allen, J.	5	79	0	0	0			

2014 Arizona Football Media Guide

2013 Arizona Football
Arizona Overall Defensive Statistics (FINAL)
All games

#	Defensive Leaders	gp	Tackles				Sacks	Pass defense			Fumbles		blkd	
			ua	a	tot	tfl/yds		no-yds	int-yds	brup	qbh	rcv-yds	ff	kick
33	Fischer, J.	13	57	42	99	3.5-7	1.0-2	1-49	.	.	1-6	.	.	.
2	Flowers, M.	13	54	39	93	11.0-22	1.0-4	1-14	2	.	2-36	.	.	.
38	Tevis, J.	11	59	24	83	4.0-11	1.0-7	1-0	2	.	.	3	.	.
31	Wright, S.	13	43	40	83	9.5-29	0.5-0	1-13	1	1
26	Grandon, J.	13	54	19	73	.	.	2-16	6	.	1-0	1	.	.
21	Bondurant, T.	12	46	26	72	7.0-25	2.0-15	4-79	5	1	.	1	.	.
5	Richardson, S.	13	40	15	55	3.0-3	.	3-34	4
6	McKnight, J.	13	44	10	54	1.0-4	.	2-0	8	1
91	Tuihalamaka, S.	13	27	23	50	11.0-31	5.0-19	1	.	.
98	Hood, T.	13	22	15	37	7.5-25	1.0-5	.	.	1	.	2	.	.
84	Gilbert, R.	13	15	19	34	7.0-29	4.0-21	1	.	.
11	Parks, W.	13	17	14	31	0.5-1	.	2-88	5
28	Lopez, A.	12	8	6	14	0.5-1
14	Jones, Tel.	12	8	6	14
43	Washington, J.	12	8	5	13	3.5-16	1.5-9	.	1	1
45	Turituri, D.	13	6	5	11	2.5-18	2.5-18
90	Pettinato, D.	10	3	7	10	1.0-8	1.0-8	.	.	1
24	Jones-Grigsby	12	5	5	10
53	Jackson, S.	12	6	2	8	1.0-6	1.0-6
13	Holiday, D.	13	6	1	7	.	.	1-10	1
75	Taula, K.	13	4	3	7	.	.	.	1
3	Bush-Loo, K.	13	4	3	7	1.5-16	1.5-16
19	Hobson, H.	13	6	1	7
42	Wilson, S.	13	4	2	6
10	Sanders, Y.	12	3	3	6
20	Ermisch, Tr.	8	3	2	5
32	Miller, D.	13	3	.	3
27	Allah, J.	7	3	.	3
0E	Griffey, T.	11	1	2	3
46	Brady, B.	13	2	1	3
0B	Butler, K.	13	2	.	2
99	Kelley, K.	12	1	1	2
8	Morrison, R.	9	2	.	2
86	Smith, J.	13	2	.	2
1	Babiash, D.	9	1	1	2
12	Capers, W.	3	1	.	1	.	.	.	1
17	Rainey, D.	7	1	.	1
97	Melvin, D.	7	1	.	1	1.0-2
73	Ebbele, F.	13	1	.	1
68	Baucus, M.	13	1	.	1
61	Bundage, C.	13	1	.	1
30	Jackson, J.	12	1	.	1
23	Baker, J.	11	.	1	1
18	Miller, T.	13	1	.	1
50	Gorham, C.	13	1	.	1
0G	Denker, B.	13	1	.	1
TM	Team	8	1	.	1	1.0-1	1.0-1	1
	Total	13	580	343	923	77-255	24-131	18-303	37	6	4-42	9	.	1
	Opponents	13	643	373	1016	57-185	17-76	7-119	30	6	11-2	10	2	1

2014 Arizona Football Media Guide

2013 Arizona Football Game-by-Game and Career Starts

OFFENSE	WR	Slot	LT	LG	C	RG	RT	QB	RB	RB/TE/SLOT	WR
NAU	Miller	Wharton	Baucus	Bundage	Gurrola	Putton	Ebbele	Denker	Jenkins	J. Jackson (SL)	Georges
at UNLV	Miller	Grant	Baucus	Bundage	Gurrola	Putton	Ebbele	Denker	Jenkins	J. Jackson (SL)	Georges
UTSA	Grant	J. Jackson	Baucus	Bundage	Gurrola	Putton	Ebbele	Denker	Jenkins	Carey (RB)	Wharton
at Washington	Grant	J. Jackson	Baucus	Bundage	Gurrola	Putton	Maiava	Denker	Carey	Miller (TE)	Phillips
at USC	Grant	Phillips	Baucus	Bundage	Gurrola	Maiava	Ebbele	Denker	Carey	Jenkins (RB)	Miller
Utah	Richards	Phillips	Baucus	Bundage	Gurrola	Putton	Ebbele	Denker	Carey	Jenkins (RB)	Miller
at Colorado	Richards	Phillips	Baucus	Bundage	Gurrola	Putton	Ebbele	Denker	Carey	Grant (SL)	Miller
at California	Richards	Phillips	Baucus	Bundage	Gurrola	Putton	Ebbele	Denker	Carey	Jenkins (RB)	Miller
UCLA	Richards	Phillips	Baucus	Bundage	Gurrola	Putton	Ebbele	Denker	Carey	Grant (SL)	Miller
Washington State	Griffey	Phillips	Baucus	Bundage	Gurrola	Putton	Ebbele	Denker	Carey	Grant (SL)	Miller
Oregon	Griffey	Phillips	Baucus	Bundage	Gurrola	Putton	Ebbele	Denker	Carey	Jenkins (RB)	Grant
at Arizona State	Griffey	Phillips	Baucus	Bundage	Gurrola	Putton	Ebbele	Denker	Carey	Miller (TE)	Grant
vs. Boston College	Griffey	Phillips	Baucus	Bundage	Gurrola	Putton	Ebbele	Denker	Carey	Miller (TE)	Wharton

DEFENSE	End	Nose	Tackle	SLB	MLB	WLB	Spur	Bandit	CB	CB	FS
NAU	Tuihalamaka	Hood	Gilbert	Wright	Fischer	Flowers	Bondurant	Tevis	McKnight	Richardson	Grandon
at UNLV	Tuihalamaka	Hood	Gilbert	Wright	Fischer	Flowers	Bondurant	Tevis	McKnight	Richardson	Grandon
UTSA	Tuihalamaka	Hood	Gilbert	Wright	Fischer	Flowers	Bondurant	Tevis	McKnight	Richardson	Grandon
at Washington	Tuihalamaka	Hood	Gilbert	Wright	Fischer	Flowers	Bondurant	Tevis	McKnight	Richardson	Grandon
at USC	Tuihalamaka	Hood	Gilbert	Wright	Fischer	Flowers	Bondurant	Tevis	McKnight	Richardson	Grandon
Utah	Tuihalamaka	Hood	Gilbert	Wright	Fischer	Flowers	Bondurant	Parks	McKnight	Richardson	Grandon
at Colorado	Tuihalamaka	Hood	Gilbert	Wright	Fischer	Flowers	Lopez	Parks	McKnight	Richardson	Grandon
at California	Tuihalamaka	Hood	Gilbert	Tevis	Wright	Flowers	Bondurant	Parks	McKnight	Richardson	Grandon
UCLA	Tuihalamaka	Hood	Gilbert	Wright	Fischer	Flowers	Bondurant	Tevis	McKnight	Richardson	Grandon
Washington State	Tuihalamaka	Taula	Gilbert	Tevis	Fischer	Flowers	Bondurant	Parks	McKnight	Richardson	Grandon
Oregon	Tuihalamaka	Hood	Gilbert	Wright	Fischer	Flowers	Bondurant	Tevis	McKnight	Richardson	Grandon
at Arizona State	Tuihalamaka	Hood	Gilbert	Wright	Fischer	Flowers	Bondurant	Tevis	McKnight	Richardson	Grandon
vs. Boston College	Tuihalamaka	Hood	Gilbert	Wright	Fischer	Flowers	Bondurant	Tevis	McKnight	Richardson	Grandon

DEFENSE	KO	PK	P	H	SS	LS	PR	KR
NAU	Smith	Smith	Riggleman	Isham	Chacon	Gorham	Phillips	Phillips/J. Jackson
at UNLV	Smith	Smith	Riggleman	Isham	Chacon	Gorham	J. Jackson	Phillips/J. Jackson
UTSA	Smith	Smith	Riggleman	Isham	Chacon	Gorham	J. Jackson	Phillips/J. Jackson
at Washington	Smith	Smith	Riggleman	Isham	Chacon	Gorham	J. Jackson	Phillips/J. Jackson
at USC	Smith	Smith	Riggleman	Isham	Chacon	Gorham	J. Jackson	Phillips/J. Jackson
Utah	Smith	Smith	Riggleman	Isham	Chacon	Gorham	J. Jackson	Baker/Grant
at Colorado	Smith	Smith	Riggleman	Isham	Chacon	Gorham	Phillips	Baker/Grant
at California	Smith	Smith	Riggleman	Isham	Chacon	Gorham	Phillips	Baker/Grant
UCLA	Smith	Smith	Riggleman	Isham	Chacon	Gorham	Phillips	Baker/J. Jackson
Washington State	Smith	Smith	Riggleman	Isham	Chacon	Gorham	Phillips	Baker/Grant
Oregon	Smith	Smith	Riggleman	Isham	Chacon	Gorham	Phillips	Baker/Grant
at Arizona State	Smith	Smith	Riggleman	Isham	Chacon	Gorham	Phillips	Baker/Jenkins
vs. Boston College	Smith	Smith	Riggleman	Isham	Chacon	Gorham	Phillips	J. Jackson/Grant

OFFENSE	2010	2011	2012	2013	Career
M. Baucus	-	12	13	13	38
C. Bundage	-	-	1	13	14
F. Ebbele	-	12	13	12	37
C. Georges	-	-	-	2	2
S. Grant	-	-	-	9	9
T. Griffey	-	-	-	4	4
S. Gurrola	-	-	-	13	13
A. Hill	-	1	12	-	13
J. Jackson	-	-	-	4	4
L. Maiava	-	-	-	2	2
N. Phillips	-	-	-	10	10
D. Richards	-	-	9	4	13
G. Wharton	-	-	4	3	7

DEFENSE	2010	2011	2012	2013	Career
T. Bondurant	-	6	12	12	30
R. Gilbert	-	-	8	13	21
J. Grandon	-	4	9	13	26
H. Hobson	-	1	-	-	1
A. Lopez	-	-	-	1	1
S. Jackson	-	-	12	-	12
J. McKnight	-	-	9	13	22
W. Parks	-	-	-	4	4
D. Pettinato	-	3	9	-	12
J. Tevis	-	-	11	11	22
S. Wright	-	-	-	12	12

2014 Arizona Football Media Guide

Series Records vs. 2014 Opponents and Pac-12 Schools

UNLV (UA leads 2-0)

9/22/2001	W	38-21	Tucson
9/7/13	W	58-13	Las Vegas

UTSA (UA leads 1-0)

9/14/13	W	38-13	Tucson
---------	---	-------	--------

Nevada (UA leads 2-1-1)

11/1/24	L	14-23	Reno
11/26/25	T	0-0	Tucson
10/11/41	W	26-7	Tucson
12/15/12	W	49-48	Albuquerque

California (UA leads 15-14-2)

10/14/1978	L	20-33	Tucson
9/15/1979	L	7-10	Berkeley
9/27/1980	W	31-24	Berkeley
9/19/1981	L	13-14	Tucson
10/1/1983	T	33-33	Berkeley
9/8/1984	W	23-13	Tucson
9/21/1985	W	23-17	Berkeley
10/25/1986	W	33-16	Tucson
10/10/1987	T	23-23	Berkeley
10/29/1988	L	7-10	Tucson
11/4/1989	L	28-29	Berkeley
9/29/1990	L	25-30	Tucson
9/21/1991	L	21-23	Tucson
10/24/1992	W	24-17	Berkeley
11/13/1993	L	20-24	Berkeley
11/5/1994	W	13-6	Tucson
9/30/1995	W	20-15	Tucson
11/2/1996	L	55-56 (4OT)	Berkeley
11/15/1997	W	41-38 (OT)	Tucson
11/14/1998	W	23-7	Berkeley
11/3/2001	W	38-24	Berkeley
11/16/2002	W	52-41	Berkeley
10/25/2003	L	14-42	Berkeley
10/23/2004	L	0-38	Tucson
10/1/2005	L	0-28	Berkeley
11/11/2006	W	24-20	Tucson
9/22/2007	L	27-45	Berkeley
10/18/2008	W	42-27	Tucson
11/14/2009	L	16-24	Berkeley
9/25/2010	W	10-9	Tucson
11/2/13	W	33-28	Berkeley

Oregon (UO leads, 24-15)

12/4/1937	W	21-7	Tucson
9/29/1951	L	21-39	Eugene
10/22/1955	L	27-46	Tucson
10/14/1961	W	15-6	Portland
10/19/1963	L	12-28	Tucson
10/17/1964	L	0-21	Eugene
9/16/1972	L	7-34	Eugene
11/11/1978	W	24-3	Eugene
10/13/1979	W	24-13	Tucson
10/17/1981	W	18-14	Eugene
11/20/1982	L	7-13	Eugene
10/15/1983	L	10-19	Tucson
10/6/1984	W	28-14	Tucson
11/16/1985	W	20-8	Tucson
9/20/1986	W	41-17	Eugene
11/12/1988	W	41-27	Tucson
9/30/1989	L	10-16	Eugene
9/22/1990	W	22-17	Tucson
11/6/1993	W	31-10	Tucson
10/29/1994	L	9-10	Eugene
11/11/1995	L	13-17	Tucson
11/9/1996	L	31-49	Eugene
9/4/1997	L	9-16	Eugene
10/31/1998	W	38-3	Tucson
10/23/1999	L	41-44	Tucson
10/21/2000	L	10-14	Eugene
10/6/2001	L	28-63	Tucson
10/5/2002	L	14-31	Tucson
9/13/2003	L	10-48	Tucson
10/16/2004	L	14-28	Eugene
10/22/2005	L	21-28	Tucson
11/18/2006	W	37-10	Eugene
11/15/2007	W	34-24	Tucson
11/15/2008	L	45-55	Eugene
11/21/2009	L	41-44 (2OT)	Tucson
11/26/2010	L	29-48	Eugene
9/22/2011	L	31-56	Tucson
9/22/2012	L	0-49	Eugene
11/23/13	W	42-16	Tucson

USC (USC leads, 29-8)

12/9/1916	L	7-20	Phoenix, Ariz.
10/20/1917	L	6-31	Los Angeles
10/14/1922	L	0-15	Los Angeles
11/17/1923	L	6-69	Los Angeles
10/11/1924	L	0-29	Los Angeles
10/24/1925	L	0-56	Los Angeles
11/10/1928	L	7-78	Los Angeles
11/3/1979	L	7-34	Los Angeles
10/11/1980	L	10-27	Tucson
10/10/1981	W	13-10	Los Angeles
11/13/1982	L	41-48	Tucson
10/20/1984	L	14-17	Los Angeles
11/1/1986	L	13-20	Tucson
11/14/1987	L	10-12	Los Angeles
10/1/1988	L	15-38	Tucson
11/11/1989	L	3-24	Tucson
10/20/1990	W	35-28	Los Angeles
11/16/1991	W	31-14	Tucson
11/14/1992	L	7-14	Los Angeles
10/2/1993	W	38-7	Tucson
11/4/1994	L	28-45	Los Angeles
9/23/1995	L	10-31	Tucson
10/12/1996	L	7-14	Los Angeles
10/9/1999	W	31-24	Tucson
10/7/2000	W	31-15	Los Angeles
10/27/2001	L	34-41	Tucson
11/15/2003	L	0-45	Tucson
11/13/2004	L	9-49	Los Angeles
10/8/2005	L*	21-42	Los Angeles
9/23/2006	L	3-20	Tucson
10/13/2007	L	13-20	Los Angeles
10/25/2008	L	10-17	Tucson
12/5/2009	W	21-17	Los Angeles
11/13/2010	L	21-24	Tucson
10/1/2011	L	41-48	Los Angeles
10/27/2012	W	39-36	Tucson
10/10/13	L	31-38	Los Angeles

Washington State (UA leads, 25-14)

10/5/1963	L	2-7	Spokane
10/3/1964	W	28-12	Tucson
10/16/1965	L	3-21	Spokane
11/12/1966	W	28-18	Tucson
11/2/1968	W	28-24	Tucson
9/18/1971	W	39-28	Spokane
9/23/1972	L	6-28	Tucson
11/18/1978	W	31-24	Tucson
9/8/1979	W	22-7	Spokane
10/18/1980	L	14-38	Tucson
10/24/1981	L	19-34	Tucson
10/30/1982	W	34-17	Pullman
9/17/1983	W	45-6	Pullman
9/14/1985	W	12-7	Tucson
11/8/1986	W	31-6	Pullman
10/24/1987	L	28-45	Pullman
10/15/1988	W	45-28	Tucson
10/21/1989	W	23-21	Pullman
10/27/1990	W	42-34	Tucson
11/9/1991	L	27-40	Pullman
9/12/1992	L	20-23	Tucson
10/23/1993	W	9-6	Tucson
10/15/1994	W	10-7	Pullman
10/28/1995	W	24-14	Pullman
10/5/1996	W	34-26	Tucson
10/25/1997	L	34-35 (OT)	Pullman
11/7/1998	W	41-7	Tucson
9/25/1999	W	30-24	Pullman
10/14/2000	W	53-47 (3 OT)	Tucson
9/29/2001	L	21-48	Tucson
10/26/2002	L	13-21	Tucson
10/4/2003	L	7-30	Pullman
9/25/2004	L	19-20	Tucson
11/4/2006	W	27-17	Pullman
9/29/2007	W	48-20	Tucson
11/8/2008	W	59-28	Pullman
11/7/2009	W	48-7	Tucson
10/16/2010	W	24-7	Pullman
11/16/13	L	17-24	Tucson

UCLA (UCLA leads, 21-15-2)

11/19/1927	W	16-13	Tucson
9/29/1928	T	7-7	Los Angeles
10/16/1971	L	12-28	Tucson
10/7/1972	L	32-42	Los Angeles
9/18/1976	L	9-37	Los Angeles
10/27/1978	L	14-24	Los Angeles
11/1/1980	W	23-17	Tucson
9/12/1981	L	18-35	Tucson

10/9/1982	T	24-24	Pasadena
11/12/1983	W	27-24	Tucson
11/9/1985	L	19-24	Tucson
10/11/1986	L	25-32	Pasadena
9/26/1987	L	24-34	Pasadena
10/22/1988	L	3-24	Tucson
10/14/1989	W	42-7	Tucson
10/6/1990	W	28-21	Pasadena
10/12/1991	L	14-54	Pasadena
10/3/1992	W	23-3	Tucson
10/30/1993	L	17-37	Pasadena
10/22/1994	W	34-24	Tucson
10/14/1995	L	10-17	Pasadena
11/16/1996	W	35-17	Tucson
9/27/1997	L	27-40	Pasadena
10/10/1998	L	28-52	Tucson
10/30/1999	W	33-7	Pasadena
10/28/2000	L	24-27	Tucson
11/9/2002	L	7-37	Tucson
10/11/2003	L	21-24	Tucson
10/9/2004	L	17-37	Pasadena
11/5/2005	W	52-14	Tucson
10/7/2006	L	7-27	Pasadena
11/3/2007	W	34-27	Tucson
9/20/2008	W	31-10	Pasadena
10/24/2009	W	27-13	Tucson
10/30/2010	W	29-21	Pasadena
10/20/2011	W	48-12	Tucson
11/3/2012	L	10-66	Pasadena
11/9/13	L	26-31	Tucson

Colorado (CU Leads 13-3)

11/26/1931	L	7-27	Tucson
10/21/1950	L	25-28	Boulder
10/11/1952	L	19-34	Tucson
9/26/1953	L	14-20	Boulder
10/9/1954	L	18-40	Tucson
9/24/1955	L	0-14	Boulder
11/24/1956	L	7-38	Tucson
10/12/1957	L	14-34	Boulder
10/11/1958	L	12-65	Tucson
10/24/1959	L	0-18	Tucson
10/8/1960	L	16-35	Boulder
9/28/1985	L	13-14	Tucson
9/27/1986	W	24-21	Boulder
11/12/2011	L	29-48	Boulder
11/10/2012	W	56-31	Tucson
10/26/13	W	44-20	Boulder

Washington (UW leads, 19-10-1)

11/4/1978	L	21-31	Seattle
11/8/1980	L	22-45	Seattle
9/18/1982	L	13-25	Tucson
11/5/1983	L	22-23	Tucson
10/27/1984	L	12-28	Seattle
11/7/1987	T	21-21	Tucson
11/5/1988	W	16-13	Seattle
9/23/1989	W	20-17	Tucson
11/3/1990	L	10-54	Seattle
10/5/1991	L	0-54	Seattle
11/7/1992	W	16-3	Tucson
10/21/1995	L	17-31	Tucson
9/21/1996	L	17-31	Seattle
10/18/1997	L	28-58	Tucson
10/3/1998	W	31-28	Seattle
11/6/1999	L	25-33	Tucson
11/4/2000	L	32-35	Seattle
10/20/2001	L	28-31	Seattle
10/12/2002	L	28-32	Seattle
11/8/2003	W	27-22	Tucson
11/6/2004	W	23-13	Seattle
11/12/2005	L	14-38	Tucson
9/30/2006	L	10-21	Tucson
10/27/2007	W	48-41	Seattle
10/4/2008	W	48-14	Tucson
10/10/2009	L	33-36	Seattle
10/23/2010	W	44-14	Tucson
10/29/2011	L	31-42	Seattle
10/20/2012	W	52-17	Tucson
9/28/13	L	13-31	Seattle

2014 Arizona Football Media Guide

Utah (Utah leads, 20-17-2)

1924	L	7-32	Salt Lake City
1925	L	0-9	Tucson
1936	L	6-14	Salt Lake City
1940	L	0-24	Salt Lake City
1941	L	6-12	Tucson
1942	W	14-0	Tucson
1946	L	7-14	Salt Lake City
1947	T	20-20	Tucson
1948	L	14-47	Salt Lake City
1949	T	12-12	Tucson
1950	L	14-27	Salt Lake City
1951	L	7-27	Tucson
1952	W	27-0	Salt Lake City
1953	L	7-28	Tucson
1954	W	54-20	Salt Lake City
10/31/1959	L	6-54	Salt Lake City
9/24/1960	L	3-13	Tucson
9/18/1965	W	16-9	Salt Lake City
10/22/1966	L	19-24	Tucson
10/21/1967	L	29-33	Tucson
11/16/1968	W	16-15	Salt Lake City
11/15/1969	W	17-16	Tucson
10/24/1970	L	0-24	Salt Lake City
10/23/1971	W	14-3	Tucson
11/4/1972	L	27-28	Salt Lake City
10/27/1973	W	42-21	Tucson
10/12/1974	W	41-8	Salt Lake City
11/22/1975	W	38-14	Tucson
10/30/1976	W	38-35	Salt Lake City
10/22/1977	W	45-17	Tucson
9/10/1983	W	38-0	Tucson
12/27/1994	L	13-16	Anaheim, Calif.
9/2/2000	W	17-3	Salt Lake City
9/14/2002	W	23-17	Tucson
9/11/2004	L	6-23	Tucson
9/2/2005	L	24-27	Salt Lake City
11/5/2011	L	21-34	Tucson
11/17/2012	W	34-24	Salt Lake City
10/19/13	W	35-24	Tucson

Arizona State (UA leads, 47-39-1)

Date	W/L	Score	D/N	Site	Attend.
11/30/1899	L	2-11	D	Tucson (Carrillo Gardens)	
11/22/1902	W	12-0	D	Tucson (Old Library)	
10/31/1914	W	34-0	D	Tucson	
10/9/1915	W	7-0	D	Tucson	
10/11/1919	W	59-0	D	Tucson (UA Field)	
10/10/1925	W	13-3	D	Tucson (UA Field)	
10/16/1926	W	35-0	D	Tucson (UA Field)	
10/20/1928	W	39-0	D	Tucson (UA Field)	
11/2/1929	W	26-0	D	Tucson (Arizona Stadium)	
10/18/1930	W	6-0	D	Tucson (Arizona Stadium)	
10/31/1931	L	6-19	N	Phoenix (Irish Field)	3,000
11/24/1932	W	20-6	D	Tucson (Arizona Stadium)	
11/18/1933	W	26-7	N	Phoenix (Irish Field)	6,000
11/17/1934	W	32-6	D	Tucson (Arizona Stadium)	5,500
9/28/1935	W	26-0	N	Tucson (Arizona Stadium)	
10/10/1936	W	18-0	D	Tempe (Goodwin Stadium)	5,800
10/2/1937	W	20-6	N	Tucson (Arizona Stadium)	6,000
10/25/1941	W	20-7	N	Tempe (Goodwin Stadium)	12,000
10/10/1942	W	23-0	N	Tempe (Goodwin Stadium)	7,500
9/28/1946	W	67-0	N	Tucson (Arizona Stadium)	12,000
11/15/1947	W	26-13	N	Tempe (Goodwin Stadium)	16,000
10/30/1948	W	33-21	N	Tucson (Arizona Stadium)	16,021
11/12/1949	L	7-34	N	Tempe (Goodwin Stadium)	17,500
11/11/1950	L	13-47	N	Tucson (Arizona Stadium)	26,978
11/10/1951	L	14-61	N	Tempe (Goodwin Stadium)	17,500
11/8/1952	L	18-20	N	Tucson (Arizona Stadium)	26,707
11/28/1953	W	35-0	N	Tempe (Goodwin Stadium)	16,000
11/20/1954	W	54-14	N	Tucson (Arizona Stadium)	24,860
11/26/1955	W	7-6	N	Tempe (Goodwin Stadium)	18,000
11/17/1956	L	0-20	N	Tucson (Arizona Stadium)	25,307
11/30/1957	L	7-47	N	Tempe (Goodwin Stadium)	n/a
11/22/1958	L	0-47	D	Tucson (Arizona Stadium)	24,966
11/28/1959	L	9-15	N	Tempe (Sun Devil Stadium)	32,500
11/26/1960	W	35-7	N	Tucson (Arizona Stadium)	25,793
11/25/1961	W	22-13	N	Tempe (Sun Devil Stadium)	40,164
11/24/1962	W	20-17	N	Tucson (Arizona Stadium)	29,290
11/30/1963	L	6-35	N	Tempe (Sun Devil Stadium)	41,140
11/28/1964	W	30-6	N	Tucson (Arizona Stadium)	30,847
11/27/1965	L	6-14	N	Tempe (Sun Devil Stadium)	35,896
11/26/1966	L	17-20	N	Tucson (Arizona Stadium)	34,130
11/25/1967	L	7-47	N	Tempe (Sun Devil Stadium)	41,567
11/30/1968	L	7-30	N	Tucson (Arizona Stadium)	41,350
11/29/1969	L	24-38	N	Tempe (Sun Devil Stadium)	49,106
12/5/1970	L	6-10	N	Tucson (Arizona Stadium)	38,500
11/27/1971	L	0-31	N	Tempe (Sun Devil Stadium)	50,370
11/25/1972	L	21-38	N	Tucson (Arizona Stadium)	38,500

11/24/1973	L	19-55	N	Tempe (Sun Devil Stadium)	51,383
11/30/1974	W	10-0	N	Tucson (Arizona Stadium)	40,782
11/29/1975	L	21-24	N	Tempe (Sun Devil Stadium)	51,388
11/27/1976	L	10-27	N	Tucson (Arizona Stadium)	56,807
11/25/1977	L	7-23	N	Tempe (Sun Devil Stadium)	56,326*
11/25/1978	L	16-17	N	Tucson (Arizona Stadium)	58,090
11/20/1979	W	27-24	N	Tempe (Sun Devil Stadium)	70,947
11/29/1980	L	7-44	D	Tucson (Arizona Stadium)	53,108*
11/28/1981	L	13-24	N	Tempe (Sun Devil Stadium)	69,714
11/27/1982	W	28-18	N	Tucson (Arizona Stadium)	58,515
11/28/1983	W	17-15	D	Tempe (Sun Devil Stadium)	70,033*
11/24/1984	W	16-10	N	Tucson (Arizona Stadium)	58,132
11/23/1985	W	16-13	N	Tempe (Sun Devil Stadium)	72,345
11/22/1986	W	34-17	D	Tucson (Arizona Stadium)	58,267*
11/28/1987	T	24-24	D	Tempe (Sun Devil Stadium)	70,839*
11/26/1988	W	28-18	D	Tucson (Arizona Stadium)	56,978
11/25/1989	W	28-10	D	Tempe (Sun Devil Stadium)	74,926
11/24/1990	W	21-17	D	Tucson (Arizona Stadium)	57,112*
11/23/1991	L	14-37	N	Tempe (Sun Devil Stadium)	73,427
11/21/1992	L	6-7	N	Tucson (Arizona Stadium)	58,095
11/26/1993	W	34-20	Dusk	Tempe (Sun Devil Stadium)	73,115*
11/25/1994	W	28-27	Dusk	Tucson (Arizona Stadium)	58,810*
11/24/1995	W	31-28	Dusk	Tempe (Sun Devil Stadium)	67,606*
11/23/1996	L	14-56	Dusk	Tucson (Arizona Stadium)	59,920*
11/28/1997	W	28-16	Dusk	Tempe (Sun Devil Stadium)	73,682*
11/27/1998	W	50-42	Dusk	Tucson (Arizona Stadium)	57,953*
11/27/1999	L	27-42	D	Tempe (Sun Devil Stadium)	68,102*
11/24/2000	L	17-30	D	Tucson (Arizona Stadium)	54,297*
11/23/2001	W	31-24	D	Tempe (Sun Devil Stadium)	55,831*
11/29/2002	L	20-34	D	Tucson (Arizona Stadium)	47,005*
11/28/2003	L	7-28	D	Tempe (Sun Devil Stadium)	55,498*
11/26/2004	W	34-27	D	Tucson (Arizona Stadium)	55,095*
11/25/2005	L	20-23	D	Tempe (Sun Devil Stadium)	67,635*
11/25/2006	L	14-28	D	Tucson (Arizona Stadium)	57,895*
12/1/2007	L	17-20	N	Tempe (Sun Devil Stadium)	71,706*
12/5/2008	W	31-10	N	Tucson (Arizona Stadium)	58,704*
11/28/09	W	20-17	D	Tempe (Sun Devil Stadium)	55,989*
12/2/2010	L	29-30	N	OT, Tucson (Arizona Stad.)	56,253*
11/19/2011	W	31-27	N	Tempe (Sun Devil Stadium)	72,694*
11/23/2012	L	41-34	N	Tucson (Arizona Stad.)	51,901*
11/30/13	L	58-21	N	Tempe (Sun Devil Stad.)	72,642*

Television: *

Oregon State (UA leads 21-14-1)

11/5/1966	L	12-31	Portland
11/6/1971	W	34-22	Tucson
9/16/1978	W	21-17	Tucson
11/17/1979	W	42-18	Tucson
11/22/1980	W	24-7	Corvallis
11/14/1981	W	40-7	Corvallis
9/11/1982	W	38-12	Tucson
9/3/1983	W	50-6	Tucson
9/15/1984	W	27-8	Portland
11/2/1985	W	27-6	Corvallis
10/18/1986	W	23-12	Tucson
10/17/1987	W	31-17	Tucson
9/3/1988	W	24-13	Corvallis
10/13/1990	L	21-35	Corvallis
11/2/1991	W	45-21	Tucson
9/19/1992	T	14-14	Corvallis
9/25/1993	W	33-0	Corvallis
10/1/1994	W	30-10	Tucson
11/4/1995	W	14-9	Corvallis
10/26/1996	W	33-7	Tucson
11/8/1997	W	27-7	Tucson
10/17/1998	W	28-7	Corvallis
11/13/1999	L	20-28	Corvallis
11/11/2000	L	9-33	Tucson
10/13/2001	L	3-38	Corvallis
11/2/2002	L	3-38	Corvallis
11/1/2003	L	23-52	Corvallis
11/30/2004	L	14-28	Tucson
10/29/2005	W	29-27	Corvallis
10/21/2006	L	10-17	Tucson
10/6/2007	L	16-31	Corvallis
11/22/2008	L	17-19	Tucson
9/26/2009	W	37-32	Corvallis
10/9/2010	L	27-29	Tucson
10/8/2011	L	27-37	Corvallis
9/29/2012	L	35-38	Tucson

Stanford (Series tied, 14-14)

10/20/1979	L	10-30	Palo Alto
10/3/1981	W	17-13	Tucson
11/6/1982	W	41-27	Palo Alto
10/22/1983	L	22-31	Palo Alto
11/10/1984	W	28-14	Tucson
10/26/1985	L	17-28	Palo Alto
11/30/1986	L	24-29	@Tokyo
10/31/1987	W	23-13	Palo Alto
9/2/1989	W	19-3	Tucson
11/10/1990	L	10-23	Tucson
9/14/1991	W	28-23	Tucson
10/17/1992	W	21-6	Palo Alto
10/16/1993	W	27-24	Tucson
9/24/1994	W	34-10	Palo Alto
10/11/1997	W	28-22	Tucson
9/12/1998	W	31-14	Palo Alto
9/18/1999	L	50-22	Tucson
9/30/2000	W	27-3	Palo Alto
11/10/2001	L	37-51	Tucson
10/19/2002	L	6-16	Palo Alto
10/15/2005	L	16-20	Tucson
1/14/2006	W	20-7	Palo Alto
10/20/2007	L	20-21	Tucson
10/11/2008	L	23-24	Palo Alto
10/17/2009	W	43-38	Tucson
11/16/2010	L	17-42	Palo Alto
9/17/2011	L	10-37	Tucson
10/6/2012	L	48-54 (OT)	Palo Alto

2014 Arizona Football Media Guide

All-Time Record vs. Opponents (Teams in bold on 2014 schedule)

Opponent	W	L	T	First	Last
Air Force	3	6	0	1959	1974
Alabama-Birmingham	1	0	0	1997	1997
Arizona State	47	39	1	1899	2013
Auburn	1	2	0	1968	1977
Baylor	0	1	0	1992	1992
Bowling Green	1	0	0	1987	1987
BYU	11	9	1	1936	2007
California	15	14	2	1978	2013
Cal Poly S.L.O.	1	0	0	1945	1945
Cal State-Fullerton	2	0	0	1981	1983
Cal Tech	2	0	0	1929	1930
Centenary	3	2	1	1935	1940
Central Michigan	1	0	0	2009	2009
Centre	0	1	0	1921	1921
The Citadel	1	0	0	2010	2010
Colorado	3	13	0	1931	2013
Colorado State	13	3	1	1926	1994
Denver	1	1	0	1949	1950
DePaul	1	0	0	1931	1931
Drake	1	1	0	1935	1948
Eastern Michigan	1	0	0	1988	1988
Fresno State	0	2	0	1981	1984
Georgia	0	0	1	1985	1985
Georgia Tech	2	0	0	1994	1995
Hardin Simmons	4	6	0	1942	1964
Hawaii	4	0	0	1951	1998
Houston	1	1	0	1969	1986
Idaho	10	2	0	1951	2008
Illinois	3	1	0	1990	1996
Indiana	2	2	0	1967	1974
Iowa	7	6	0	1966	2010
Iowa State	4	1	1	1948	1968
Kansas	2	3	1	1936	1966
Kansas State	5	1	1	1941	1978
Long Beach State	2	0	0	1984	1991
Louisiana (ULL)	1	0	0	2011	2011
Louisiana State	0	3	0	1984	2003
Loyola (L.A.)	4	5	0	1905	1940
Marquette	4	6	0	1938	1957
Miami (Fla.)	1	2	0	1991	1993
Michigan	0	2	0	1970	1978
Michigan State	0	3	0	1936	1949
Middle Tennessee State	1	0	0	1999	1999
Minnesota	0	1	0	1939	1939
Missouri	0	3	0	1957	1967
Montana	4	1	0	1938	1956
Nebraska	1	0	1	1961	1998
Nevada	2	1	1	1924	2012
UNLV	2	0	0	2001	2013
New Mexico	43	20	3	1908	2008
New Mexico State	31	5	1	1909	1994
North Carolina	1	0	0	1986	1986
North Carolina State	1	0	0	1989	1989
North Texas	1	0	0	2002	2002
Northeast Louisiana	1	0	0	1998	1998
Northern Arizona	12	1	0	1931	2012
Northwestern	2	0	0	1975	1976
Notre Dame	1	2	0	1941	1982
Occidental	5	3	1	1913	1933
Ohio State	1	3	0	1967	2000
Oklahoma	1	1	0	1988	1989
Oklahoma City	2	0	0	1934	1935
Oklahoma State	3	5	0	1931	2011
Oregon	15	24	0	1937	2013
Oregon State	21	14	1	1966	2012
Pacific	9	0	0	1934	1995
Penn State	0	1	0	1999	1999
Pittsburgh	0	1	0	1979	1979
Pomona	6	4	0	1905	1939
Purdue	0	2	0	2003	2005
Redlands	1	0	0	1920	1920
Rice	0	4	0	1916	1931
St. Mary's (Calif.)	1	1	0	1922	1923
San Diego State	10	5	0	1931	2001
San Jose State	3	1	0	1965	1985
Santa Clara	1	2	1	1922	1946
South Carolina State	0	0	0	2012	2012
South Dakota State	1	0	0	1956	1956
USC	8	29	0	1916	2013
SMU	1	1	0	1938	1985
Stanford	14	14	0	1979	2012
Stephen F. Austin	1	0	0	2006	2006
Syracuse	0	2	0	1969	1990
Texas	0	1	0	1925	1925
Texas A&M	0	1	0	1921	1921

Opponent	W	L	T	First	Last
TCU	1	1	0	1999	2003
Texas-El Paso	38	11	2	1916	2003
Texas Tech	4	25	2	1932	1988
Toledo	3	0	0	1985	2010
Tulsa	0	2	0	1958	1960
UC-Davis	1	1	0	1923	1924
UCLA	15	21	2	1927	2013
Utah	17	20	2	1924	2013
Utah State	4	2	0	1922	1992
UTSA	1	0	0	2013	2013
Washington	10	19	1	1978	2013
Washington State	25	14	0	1963	2013
Whittier	9	3	0	1915	1935
Wisconsin	0	2	0	2001	2004
Wyoming	12	10	0	1936	1977
Totals	579	433	33	1899	2013

All-Time vs. the Conferences (League affiliations at time of game)

Pac-12	W-L-T	First Mtg.	Last Mtg.
Arizona State	47-39-1	1899	2013
California	15-14-2	1978	2013
Colorado	3-13	1931	2013
Oregon	15-24	1937	2013
Oregon State	21-14-1	1966	2012
Stanford	14-14	1979	2012
UCLA	15-21-2	1927	2013
USC	8-29*	1916	2013
Utah	17-20-2	1924	2013
Washington	10-19-1	1978	2013
Washington State	25-14	1963	2013
Totals	190-221-9		

(*2005 loss to USC vacated by NCAA)

Atlantic Coast Conference	W-L-T	First Mtg.	Last Mtg.
Georgia Tech	2-0	1994	1995
North Carolina	1-0	1986	1986
North Carolina State	1-0	1989	1989
Totals	4-0		

Big East Conference	W-L-T	First Mtg.	Last Mtg.
Miami	1-2	1991	1993
Pittsburgh	0-1	1979	1979
Syracuse	0-2	1969	1990
Totals	1-5		

Big 10 Conference	W-L-T	First Mtg.	Last Mtg.
Illinois	3-1	1990	1996
Indiana	2-2	1967	1974
Iowa	7-6	1966	2010
Michigan	0-2	1970	1978
Michigan State	0-3	1936	1949
Minnesota	0-1	1939	1939
Nebraska (while in Big 12)	1-1-1	1961	2009
Northwestern	2-0	1975	1976
Ohio State	1-3	1967	2000
Penn State	0-1	1999	1999
Purdue	0-2	2003	2005
Wisconsin	0-2	2002	2004
Totals	16-24-1		

Big 12 Conference	W-L-T	First Mtg.	Last Mtg.
Baylor	0-1	1992	1992
Iowa State	4-1-1	1948	1968
Kansas	2-3-1	1936	1966
Kansas State	5-1-1	1941	1978
Missouri	0-3	1957	1967
Oklahoma	1-1	1988	1989
Oklahoma State	4-4	1931	2012
Texas	0-1	1925	1925
Texas A&M	0-1	1921	1921
Texas Tech	4-25-2	1932	1988
Totals	20-41-5		

Big Sky Conference	W-L-T	First Mtg.	Last Mtg.
Montana	4-1	1938	1956
Northern Arizona	12-1	1931	2013
Totals	16-2		

Big West	W-L-T	First Mtg.	Last Mtg.
Cal St. Fullerton	2-0	1981	1983
Idaho	9-2	1951	2001
Long Beach State	2-0	1984	1991
New Mexico State	31-5-1	1909	1994
Pacific	9-0	1934	1995
Utah State	4-2	1922	1992
Totals	57-9-1		

2014 Arizona Football Media Guide

Conference USA	W-L-T	First Mtg.	Last Mtg.
UAB	1-0	1997	1997
DePaul	1-0	1931	1931
Marquette	4-6	1938	1957
Houston	1-1	1969	1986
TCU	1-1	1999	2003
UTSA	1-0	2013	2013
Totals	9-8		
Mid-American Conference	W-L-T	First Mtg.	Last Mtg.
Bowling Green	1-0	1987	1987
Central Michigan	1-0	2009	2009
Eastern Michigan	1-0	1988	1988
Toledo	4-0	1985	2012
Totals	7-0		
Mountain West Conference	W-L-T	First Mtg.	Last Mtg.
Air Force	3-6	1959	1974
BYU	12-9-1	1936	2008
Colorado State	13-3-1	1926	1994
UNLV	2-0	2001	2013
New Mexico	43-19-3	1908	2007
San Diego State	10-5	1931	2001
Wyoming	12-10	1936	1977
Totals	95-52-5		
Southeastern Conference	W-L-T	First Mtg.	Last Mtg.
Auburn	1-2	1968	1977
Georgia	0-0-1	1985	1985
Louisiana State	0-3	1984	2006
Totals	1-5-1		
Southern Conference	W-L-T	First Mtg.	Last Mtg.
The Citadel	1-0-0	2010	2010
Totals	1-0-0		
Southland Conference	W-L-T	First Mtg.	Last Mtg.
Stephen F. Austin	1-0	2006	2006
Totals	0-0		
Sun Belt Conference	W-L-T	First Mtg.	Last Mtg.
Louisiana	1-0	2011	2011
Middle Tennessee	1-0	1999	1999
New Mexico State	31-5-1	1909	1994
North Texas	1-0	2002	2002
Utah State	4-2	1924	1992
Totals	38-7-1		
West Coast Conference	W-L-T	First Mtg.	Last Mtg.
St. Mary's	1-1	1922	1923
Santa Clara	1-2-1	1922	1946
Totals	2-3-1		
Western Athletic Conference	W-L-T	First Mtg.	Last Mtg.
Fresno State	0-2	1981	1984
Hawai'i	4-0	1954	1998
Idaho (see Big West)	1-0	2008	2008
Nevada	1-1-1	1924	1941
Rice	0-4	1916	1931
San Jose State	3-1	1965	1985
SMU	1-1	1938	1985
UTEP	38-11-2	1916	2003
Tulsa	0-2	1958	1960
Totals	48-22-3		

All-Time Coaching Records

Coach	Years	W	L	T	Pct.
Stewart F. Forbes	1899	1	1	1	.500
William Skinner	1900-01	7	2	0	.770
Leslie Gillett	1902	5	0	0	1.000
Orin A. Kates	1903-04	5	1	2	.750
William M. Ruthrauf	1905	5	2	0	.714
H.B. Galbreath	1908-09	8	1	0	.889
George F. Shipp	1910-11	8	1	1	.850
Ray L. Quigley	1912	2	1	0	.667
F.A. King	1913	2	2	0	.500
J.F. "Pop" McKale	1914-17, 1919-30	80	32	6	.703
Fred A. Enke	1931	3	5	1	.389
A.W. "Gus" Farwick	1932	4	5	0	.444
G.A. "Tex" Oliver	1933-37	32	11	4	.723
Orian M. Landreth	1938	3	6	0	.333
Miles W. Casteel	1939-42, 1945-48	45	26	3	.628
Robert E. Winslow	1949-51	12	18	1	.403
Warren Woodson	1952-56	26	22	2	.540
Edward A. Doherty	1957-58	4	15	1	.225
Jim LaRue	1959-66	41	37	2	.538
Darrell Mudra	1967-68	11	9	1	.548
Robert W. Weber	1969-72	16	26	0	.381
James C. Young	1973-76	31	13	0	.705
Tony Mason	1977-79	16	18	1	.471
Larry Smith	1980-86	48	28	3	.627
Dick Tomey	1987-2000	95	64	4	.583
John Mackovic	2001-03	10	18	0	.357
Mike Hankwitz	2003 (acting)	1	6	0	.143
Mike Stoops	2004-11	41	50	0	.451
Tim Kish	2011 (acting)	3	3	0	.500
Rich Rodriguez	2012-	16	10	0	.615
Totals	1899-2013	581	433	33	.573

Arizona Coaches By Victories

Coach	Years	W
Dick Tomey	1987-2000	95
J.F. "Pop" McKale	1914-17, 1919-30	80
Larry Smith	1980-86	48
Miles W. Casteel	1939-42, 1945-48	45
Jim LaRue	1959-66	41
Mike Stoops	2004-11*	41 (6G in 2011)
G.A. "Tex" Oliver	1933-37	32
James C. Young	1973-76	31
Warren Woodson	1952-56	26
Rich Rodriguez	2012-	16
Tony Mason	1977-79	16
Robert W. Weber	1969-72	16
John Mackovic	2001-03	10
Tim Kish	2011 (acting)	3
Mike Hankwitz	2003 (acting)	1

Arizona Coaches, By Winning Percentage

(Minimum Two Seasons Coached)

Coach	Years	W	L	T	Pct.
H.B. Galbreath	1908-09	8	1	0	.889
George F. Shipp	1910-11	8	1	1	.850
William Skinner	1900-01	7	2	0	.770
Orin A. Kates	1903-04	5	1	2	.750
G.A. "Tex" Oliver	1933-37	32	11	4	.723
James C. Young	1973-76	31	13	0	.705
J.F. "Pop" McKale	1914-17, 1919-30	80	32	6	.703
Miles W. Casteel	1939-42, 1945-48	45	26	3	.628
Larry Smith	1980-86	48	28	3	.627
Rich Rodriguez	2012-	16	10	0	.615
Dick Tomey	1987-2000	95	64	4	.595
Mike Stoops	2004-11 (thru 6 games)	41	50	0	.451
John Mackovic	2001-03	10	18	0	.357

Dick Tomey, Arizona's Winningest Coach

The end of the 2000 season saw Dick Tomey resign after 14 years at Arizona. More than two dozen counterparts had coached at the other nine league schools during his tenure. Tomey led Arizona to its two best seasons and left a strong legacy as a coach-educator and the winningest coach in UA history. He later was head coach at San Jose State for five years.

Tomey at Arizona:

- Nine winning seasons; overall UA Coaching Record: 95-64-4
- Top 10 in career victories by active Division I-A coaches at time
- Pac-10 Conference Record: 60-49-4
- No. 8 on all-time Pac-10 coaching victories chart at time
- One of four coaches to win 12 games in 85 years of Pac-10
- Pac-10 Coach of the Year, 1992
- 20 All-Americans, 43 first-team All-Pac-10 players; Four Pac-10 POYs
- 1998 Provost Award for Outstanding Teaching
- Graduation Rate of 67 percent in final report; best in Pac-10, 10th in nation
- Seven Bowl Games, four bowl victories
- Arizona's highest national final ranking (No. 4 in 1998)
- AFCA Western Regional Coach of the Year 1982
- Eight Major National Player Awards; Four Morris Trophy winners

2014 Arizona Football Media Guide

Year-by-Year Coaching Records

Year	Coach	Captain(s)	W-L-T	W-L-T
1899	Stewart F. Forbes	George Parker	0-1	1-0-1
1900	William Skinner	Courtland Day	0-0	3-1
1901	William Skinner	Leslie Gillett	0-0	4-1
1902	Leslie Gillett	Bard Cosgrove	1-0	4-0
1903	Orin A. Kates*	Leo Rosenberg	0-0	2-0
1904	Orin A. Kates	Burrell Hatcher	0-0	3-1-2
1905	Wm. M. Ruthrauff	John Ruthrauff	0-2	5-0
1906	No varsity team*(6)			
1907	No varsity team*(6)			
1908	H.B. Galbreath	Rod Burnham	1-0	4-0
1909	H.B. Galbreath	Thomas Rice	1-1	2-0
1910	George F. Shipp	Charles Roletti	2-0	3-0
1911	George F. Shipp	Cliffe Rolfe	1-1	2-0-1
1912	Ray L. Quigley	Dick Merritt	1-1	1-0
1913	F.A. King	Jay McIntosh	1-2	1-0
1914	J.F. "Pop" McKale	Turner Smith	3-1	1-0
1915	J.F. "Pop" McKale	Wm. Asa Porter	2-3	3-0
1916	J.F. "Pop" McKale	James Hendry	2-3	3-0
1917	J.F. "Pop" McKale	Bill McGowen	2-1	1-1
1918	No Team Fielded, World War I			
1919	J.F. "Pop" McKale	Emzy Lynch	5-1	2-0
1920	J.F. "Pop" McKale	A.L. Slonaker	4-1	2-0
1921	J.F. "Pop" McKale	Walt Wofford	4-2	3-0
1922	J.F. "Pop" McKale	John Hobbs	5-3	1-0
	Christmas Classic Bowl			
1923	J.F. "Pop" McKale	Marvin Clark	3-3	2-0
1924	J.F. "Pop" McKale	Kirke LaShelle	2-4	0-0
1925	J.F. "Pop" McKale	Charles Gilliland	3-3-1	0-0
1926	J.F. "Pop" McKale	Bob Crouch	4-1-1	1-0
1927	J.F. "Pop" McKale	Martin Gentry	3-2-1	1-0
1928	J.F. "Pop" McKale	Ted Diebold	5-1-2	0-0
1929	J.F. "Pop" McKale	Wendell Acuff	7-1	0-0
1930	J.F. "Pop" McKale	Waldo Dicus, Bill Hargis	6-1-1	0-0

Border Conference

Year	Coach	Captain(s)	All W-L	League W-L	Place
1931	Fred A. Enke	Horace Collier	3-5-1	1-1-1	2nd
1932	A.W. "Gus" Farwick	Bill Davies	4-5	3-2	2nd
1933	G.A. "Tex" Oliver	Clarence Sample	5-3	3-2	3rd
1934	G.A. "Tex" Oliver	Bud Robinson	7-2-1	2-1-1	3rd
1935	G.A. "Tex" Oliver	Charles Cochran	7-2	4-0	1st
1936	G.A. "Tex" Oliver	None	5-2-3	3-0-1	1st
1937	G.A. "Tex" Oliver	None	8-2	3-1	3rd
1938	Orian M. Landreth	George Ahee	3-6	0-3	5th
1939	Miles W. Casteel	Tom Hargis	6-4	1-2	4th
1940	Miles W. Casteel	John Black	7-2	3-1	2nd
1941	Miles W. Casteel	Emil Banjavcic	7-3	5-0	1st-T
1942	Miles W. Casteel	Murl McCain	6-4	4-2	4th
1943	(No Team Fielded)				
1944	(No Team Fielded)				
1945	Miles W. Casteel	Boyd Morse	5-0	No Conf. Play	
1946	Miles W. Casteel	Virgil Marsh	4-4-2	2-2-1	4th
1947	Miles W. Casteel	Fred Knez	5-4-1	3-2	4th
1948	Miles W. Casteel	Art Converse, Harry Varner	6-5	3-2	3rd-T
1949	Robert E. Winslow	Max Spilsbury,	2-7-1	2-4	6th
	Roy Rivenburg				
1950	Robert E. Winslow	Eddie Wolgast	4-6	2-4	6th
1951	Robert E. Winslow	Bill Glazier,	6-5	4-3	4th
		Jim Donarski			
1952	Warren Woodson	Jim Donarski,	6-4	3-2	3rd
		Dick Christiansen			
1953	Warren Woodson	Buddy Lewis	4-5-1	3-1	4th
1954	Warren Woodson	Buddy Lewis,	7-3	3-2	4th
		Glen Bowers			
1955	Warren Woodson	Bill Codd,	5-4-1	1-2-1	5th
		Paul Hatcher			
1956	Warren Woodson	Paul Hatcher,	4-6	1-3	5th
		Art Luppino			
1957	Edward A. Doherty	Allen Polley,	1-8-1	0-4	6th
		Jack Davis			
1958	Edward A. Doherty	Ralph Hunsaker	3-7	2-1	DNQ
1959	Jim LaRue	Gary Cropper,	4-6	1-2	DNQ
		Jim Geist			
1960	Jim LaRue	Tony Matz	7-3	3-0	DNQ
1961	Jim LaRue	Bob Garis,	8-1-1	(independent)	
		Eddie Wilson			

Western Athletic Conference

Year	Coach	Captain(s)	All W-L	League W-L	Place
1962	Jim LaRue	Ken Cook,	5-5	2-2	2nd
		Howard Breinig			
1963	Jim LaRue	Ted Christy,	5-5	2-2	2nd
		Gerald Zeman			
1964	Jim LaRue	John Briscoe,	6-3-1	3-1	1st-T
		Larry Fairholm			
1965	Jim LaRue	Tom Malloy,	3-7	1-4	6th
		Woody King, Jim Pazerski			
1966	Jim LaRue	Woody King,	3-7	1-4	5th
		Roger Calderwood			
1967	Darrell Mudra	J. Jones,	3-6-1	1-4	5th
		B. Nemeth, J. Scott			

Western Athletic Conference

Year	Coach	Captain(s)	All W-L	League W-L	Place
1968	Darrell Mudra	Tom Nelson,	8-3	5-1	2nd-T
		Mike Moody			
1969	Robert W. Weber	Charles Duke,	3-7	3-3	5th
		Dick Crossman			
1970	Robert W. Weber	J. Eggold,	4-6	2-4	5th
		W. Lewis, Bill McKinley			
1971	Robert W. Weber	Mark Arneson,	5-6	3-3	3rd
		Charlie McKee			
1972	Robert W. Weber	Game Captains	4-7	4-3	4th
1973	James C. Young	R. Terrell,	8-3	6-1	1st-T
		M. Neal, Jim O'Connor			
1974	James C. Young	Rex Naumetz	9-2	6-1	2nd
1975	James C. Young	Bruce Hill	9-2	5-2	2nd
1976	James C. Young	Obra Erby	5-6	3-4	5th-T
1977	Tony Mason	Jon Abbott	5-7	3-4	5th-T

Pac-10 Conference

Year	Coach	Captain(s)	All W-L	League W-L	Place
1978	Tony Mason	Neil Orr,	5-6	3-4	6th-T
		Corky Ingraham			
1979	Tony Mason	Jim Krohn,	6-5-1	4-3	3rd-T
		Cleveland Crosby			
1980	Larry Smith	Hubie Oliver	5-6	3-4	6th-T
1981	Larry Smith	Bob Gareeb	6-5	4-4	6th-T
1982	Larry Smith	Al Gross	6-4-1	4-3-1	5th
1983	Larry Smith	Chris Brewer,	7-3-1	4-3-1	5th
		Ricky Hunley			
1984	Larry Smith	LaMonte Hunley	7-4	5-2	3rd-T
1985	Larry Smith	Allan Durden	8-3-1	5-2	2nd-T
1986	Larry Smith	Byron Evans	9-3	5-3	4th-T
	Aloha Bowl				
1987	Dick Tomey	C. Cecil,	4-4-3	2-3-3	7th
		R. Kindred, K. McKinney, C. Webb			
1988	Dick Tomey	J. DeBow,	7-4	5-3	3rd-T
		B. Henke, J. Tofflemire, B. Holley			
1989	Dick Tomey	Kevin Singleton	8-4	5-3	2nd-T
	Copper Bowl				
1990	Dick Tomey	G. Coston,	7-5	5-4	5th
	Eagle Aloha Bowl	K. Singleton, D. Lewis, R. Warren			
1991	Dick Tomey	J. Fina,	4-7	3-5	6th-T
		C. Gilbert, B. Roland			
1992	Dick Tomey	G. Malauulu,	6-5-1	4-3-1	5th
	Hancock Sun Bowl	T. Parten, R. Maddox, H. Bray			
1993	Dick Tomey	B. Johnson,	10-2	6-2	1st-T
	Fiesta Bowl	J. Phillips, B. Boyer			
1994	Dick Tomey	W. Smith,	8-4	6-2	2nd-T
	Freedom Bowl	S. Harris, O. Carter, S. McLaughlin			
1995	Dick Tomey	T. Bruschi,	6-5	4-4	5th-T
		B. Sanders, D. White			
1996	Dick Tomey	J. Salave'a,	5-6	3-5	5th-T
		A. Williams, R. Dice			
1997	Dick Tomey	R. James,	7-5	4-4	5th-T
	Insight.com Bowl	J. Sprotte, R. Williams			
1998	Dick Tomey	K. Eafon,	12-1	7-1	2nd
	Holiday Bowl	B. Baker, C. McAlister			
1999	Dick Tomey	M. Bell,	6-6	3-5	6th-T
		D. Polk, K. Smith			
2000	Dick Tomey	A. Koch,	5-6	3-5	5th-T
		J. Tafoya, O. Jenkins			
2001	John Mackovic	S. Grace,	5-6	2-6	8th
		B. Nash, A. Thomas			
2002	John Mackovic	Briggs,	4-8	1-7	9th
		Makoa Freitas, J. Johnson, Wade, Worcester			
2003	Mack./Hankwitz	R. Sampay,	2-10	1-7	10th
		C. Hardt, G. Love			
2004	Mike Stoops	M. Bell, Brooks	3-8	2-6	8th
		C. Williams, Torrey, Fraser, Fleming			
2005	Mike Stoops	M. Bell, Brooks,	3-8	2-6	8th
		G. Harris, K. Lefotu			
2006	Mike Stoops	A. Cason,	6-6	4-5	5th-T
		S. Steptoe, S. Larsen, M. Johnson			
2007	Mike Stoops	Cason, Larsen,	5-7	4-5	6th
		Britton, Tuitama, A. Johnson			
2008	Mike Stoops	Britton, Ness,	8-5	5-4	5th
	Las Vegas Bowl	Palmer, Thomas, Tuitama			
2009	Mike Stoops	Mitchell, T. Turner,	8-5	6-3	2nd
	Holiday Bowl	Nelson, Baxter			
2010	Mike Stoops	Baxter, Foles,	7-6	4-5	5th-T
	Valero Alamo Bowl	Mikaele, B. Reed			

Pac-12 Conference

Year	Coach	Captain(s)	All W-L	League W-L	Place
2011	Stoops/Kish	Antolin, Foles,	4-8	2-7	10th-T
		Golden, Vassallo, Wade			
2012	Rich Rodriguez	Biskin, Quinn, Scott,	8-5	4-5	4th-T
	Gildan New Mexico Bowl	Fischer			
2013	Rich Rodriguez	Fischer, Miller,	8-5	4-5	4th-T
	AdvoCare V100 Bowl	Tuhalamaka			

*No varsity games played. Number in parenthesis represents prep games played. #Played season as an independent.; DNQ-Did not play enough games to qualify for conference championship.

2014 Arizona Football Media Guide

Conference Affiliation Notes

Arizona's first conference affiliation was with the Border Intercollegiate Athletic Conference, founded in 1931. Charter members were Arizona, Arizona State Teachers College-Flagstaff (now NAU), Arizona State Teachers College-Tempe (now ASU), New Mexico and New Mexico A&M (now New Mexico State). Subsequent additions were Texas Tech (1932-35), Texas Mines (now UTEP, 1935-61), Hardin-Simmons (1941-61) and West Texas Teachers College (now West Texas A&M, 1941-61). The league was disbanded in 1961. . . Arizona played as an independent in 1961, transitioning to membership in the Western Athletic Conference, which began in July 1962. Charter members were Arizona, Arizona State, Utah, New Mexico, Brigham Young and Wyoming. In 1967 UTEP and Colorado State joined. Arizona and ASU departed for the Pacific-10 Conference beginning with the 1978 football season, joining California, UCLA, USC, Stanford, Oregon, Oregon State, Washington and Washington State. Colorado and Utah accepted invitations to join the league in June 2010 and began play in the newly branded Pac-12 Conference in 2011.

All-Time Assistant Football Coaches

The following are known and listed UA assistant coaches, largely from 1959 to the present. The names in parentheses indicate the head coach during each tenure. Modern-day graduate assistants and part-time coaches are not listed. Individuals who served as head freshman coach are listed as assistants. (Current staff in bold face; unit assignment noted where known)

Duane Akina, 1987-2000 (Dick Tomey) Defense and offense OC/DC
Pete Alamar, 1995-1999 (Dick Tomey) Offense
Chris Allen, 1980-86 (Larry Smith) Defense
Chuck Amato, 1980-81 (Larry Smith) Defense
Robert Anae, 2011-12 (Mike Stoops; Rich Rodriguez) Offense
Norm Andersen, 1992-93 (Dick Tomey) Offense
Moe Ankney, 1980-85 (Larry Smith) Defense DC
Steve Axman, 1980-84 (Larry Smith) Offense OC
Bob April, 1980-86 (Larry Smith) Defense
Dino Babers, 1995-2000 (Dick Tomey) Offense OC
Mike Barry, 1980-83 (Larry Smith) Offense
Bill Baker, 1971-72 (Bob Weber) Offense
John Baxter, 1990-91 (Dick Tomey) Special Teams
Bill Bedenbaugh, 2007-10 (Mike Stoops) Offense OC
Bill Belknap, 1968-74 (Darrell Mudra, Bob Weber, Jim Young) Offense
Gary Bernardi, 1983-86 (Larry Smith) Offense
Steve Bernstein, 2001-03 (John Mackovic/Mike Hankwitz) Defense
John Black, 1945-48 (Miles Casteel)
Bob Bockrath, 1973-76 (Jim Young) Offense
Mike Borich, 2003 spring (John Mackovic) Offense
Jay Boulware, 2001-03 (John Mackovic/Mike Hankwitz) Offense
Craig Bray, 2003 (John Mackovic) Defense
Clarence Brooks, 1990-92 (Dick Tomey) Offense
Greg Brown, 2010 (Mike Stoops) Defense DC
Bob Bryant, 1950-51 (Bob Winslow)
Charlie Camp, 2002 (John Mackovic) Defense
Mike Canales, 2004-06 (Mike Stoops) Offense OC
Matt Caponi, 2013- (Rich Rodriguez) Defense
Gerald Carr, 1991 (Dick Tomey) Offense
Jeff Casteel, 2012- (Rich Rodriguez) Defense DC
Ed Cavanaugh, 1959-66 (Jim LaRue)
Garret Chachere, 2009-11 (Mike Stoops) Offense
Marvin Clark, 1926 (J.F. McKale)
Carl Cooper, 1954-64 (W. Woodson, E. Doherty, J. LaRue)
Vaughn Corley, 1947-48 (Miles Casteel)
Ortis Cromwell, 1950-51 (Bob Winslow)
Ed Cusick, 1923 (J.F. McKale)
Tom Cusick, 1926 (J.F. McKale)
Bob Davie, 1979 (Tony Mason) Defense
Walter Davis, 1924-25 (J.F. McKale)
Mike Deal, 2003 (John Mackovic/Mike Hankwitz) Offense OC
Charlie Dickey, 1992-2000 (D. Tomey), 2001-03 (Mackovic) Offense
Dana Dimel, 2005-09 (Mike Stoops) Offense
Rick Dykes, 2001-02 (John Mackovic) Offense
Sonny Dykes, 2007-10 (Mike Stoops) Offense OC
Tony Dews, 2012- (Rich Rodriguez) Offense
Kasey Dunn, 2004-06 (Mike Stoops) Offense
Rich Ellerson, 1992-95, 1997-2000 (Dick Tomey) Defense DC
Fred A. Enke, 1925-30, 1932-42, 1945-51 (J.F. McKale, Gus Farwick, Tex Oliver, Orian Landreth, Miles Casteel, Robert Winslow)
Dave Fagg, 1987-89 (Dick Tomey) Offense
Leo Felner, 1969-71 (Bob Weber)
Gene Fetter, 1857-58 (Ed Doherty)
Mike Flores, 1990-91 (Dick Tomey) Offense
Sailor Forch, 1925 (J.F. McKale)
John Ford, 1952-58 (Warren Woodson, Ed Doherty)
Buddy Geis, 1975-76 (Jim Young)
Tony Gibson, 2012 (Rich Rodriguez) Defense
Fred Glick, 1969-72 (Bob Weber) Defense
Gary Glick, 1972 (Bob Weber) Offense
Mike Gottfried, 1977 (Tony Mason) Offense
Ben Griffith, 1987-88 (Dick Tomey) Offense OC
Jeff Green, 1974-76 (Jim Young) Offense
Gary Grouwinkel, 1967 (Darrell Mudra)
Ken Gregory, 1966 (Jim LaRue)
Jeff Hammerschmidt, 1993-95 (Dick Tomey); 08-11 (Stoops) Defense/Special Teams
Mike Hankwitz, 1973-76 (Jim Young); 2003 (John Mackovic-5 games) DC
Jeff Hecklinski, 2003 (John Mackovic/Mike Hankwitz) Offense
Robert Herwig, 1952-53 (Warren Woodson)
Josh Heupel, 2005 (Mike Stoops) Offense
Pat Hill, 1990-91 (Dick Tomey) Offense OC
Van Howe, 1956-60 (W. Woodson, Ed Doherty, Jim LaRue)
Rob Ianello, 1993-2000 (Dick Tomey), 2001-02 (John Mackovic) Offense

Arnold Jeter, 1987-88 (Dick Tomey) Defense
Wayne Jones, 1977-78 (Tony Mason) Offense
Jack Jordan, 1978-79 (Tony Mason) Offense
Floyd Keith, 1983 (Larry Smith) Offense
Bobby Kennedy, 2001 (John Mackovic) Offense
Bill Kirelawich, 2012- (Rich Rodriguez) Defense
Tim Kish, 2004-11 (Mike Stoops) Defense DC
Charlie Lee, 1974-76 (Jim Young) Offense
Spencer Leftwich, 2012 (Rich Rodriguez) Offense/Special Teams
Ed Linta, 1960-61 (Jim LaRue)
Seth Littrell, 2009-11 (Mike Stoops) Offense OC
Lawrence Livingston, 2000 (Dick Tomey) Offense
David Lockwood, 2012- (Rich Rodriguez) Defense
Marty Long, 1996-2000 (Dick Tomey), 2001-03 (Mackovic) Defense
Marc Lunsford, 1983-00 (Larry Smith to '86; Dick Tomey) Offense
Johnnie Lynn, 1988-93 (Dick Tomey) Defense
Larry Mac Duff, 1987-96 (Dick Tomey), 2001-02 (Mackovic) Defense DC
John Mackovic, 1973-76 (Jim Young) Offense
Calvin Magee, 2012- (Rich Rodriguez) Offense OC
Ron Marciniaik, 1959-66 (Jim LaRue)
John Matsko, 1986 (Larry Smith) Offense
Ned Matthews, 1949-51 (Bob Winslow)
Ron McBride, 1987-89 (Dick Tomey) Offense
Cecil (Cece) McGehee, 1967-70 (Darrell Mudra, Bob Weber)
J.F. McKale, 1935-36 (Gus Farwick, Tex Oliver)
Jim Michalczyk, 2013- (Rich Rodriguez) Offense
Tom Morgan, 1966 (Jim LaRue)
Carl Mullenix, 1949 (Bob Winslow)
Dave Nichol, 2008-11 (Mike Stoops) Offense
Bob Palcic, 1984-85 (Larry Smith) Offense
Sam Papalii, 1987-88 (Dick Tomey) Offense
Willie Peete, 1971-82 (Weber, Young, Mason, Smith) Offense
Scott Pelluer, 2001-02 (John Mackovic) Defense
James Pierce, 1922 (J.F. McKale)
Asa Porter, 1920 (J.F. McKale)
Royal (Sharkey) Price, 1964-76 (LaRue, Mudra, Weber, Young) Defense
Chuck Purvis, 1969-70 (Bob Weber)
Charlie Ragle, 2013- (Rich Rodriguez) Offense/Special Teams
Phil Ramsey, 1962-63 (Jim LaRue)
Tom Reed, 1973 (Jim Young) Defense
Braham (Bud) Robinson, 1939-42, 1945-48 (Miles Casteel)
Joe Robinson, 2004-07 (Mike Stoops) Defense
Randy Robbins, 2000 (Dick Tomey) Defense
Mose Rison, 2003 (John Mackovic/Mike Hankwitz) Offense
Tom Roggeman, 1977-79, 1982-86 (Tony Mason, Larry Smith) Defense
Jake Rowden, 1959-66 (Jim LaRue)
Keith Rowen, 1979-82 (Tony Mason, Larry Smith) Offense
Joe Salave'a, 2011 (Mike Stoops) Defense
Frank Sancet, 1949-55 (Bob Winslow, Warren Woodson)
Frank Scelfo, 2010-11 (Mike Stoops) Offense
Ray Shackelford, 1964-65 (Jim LaRue)
Bob Shaw, 1977-79 (Tony Mason) Defense
William (Rip) Scherer, 1989-90 (Dick Tomey) Offense OC
Clarence Shelmon, 1984-86 (Larry Smith) Defense
Karl Singer, 1977-79 (Tony Mason) Defense
Louis Slonaker, 1922-23 (J.F. McKale)
Homer Smith, 1996-97 (Dick Tomey) Offense
Larry Smith, 1973-75 (Jim Young) Defense
Michael Smith, 2007-09 (Mike Stoops) Offense
Richard Smith, 1987 (Dick Tomey) Defense
Rod Smith, 2012- (Rich Rodriguez) Offense Co-OC
Terry Snowday, 1926 (J.F. McKale)
Jim Speight, 1962-63 (Jim LaRue)
Max Spillsbury, 1955 (Warren Woodson)
Steve Spurrier Jr., 2004 (Mike Stoops)
Hank Stanton, 1952-54 (Warren Woodson)
Mark Stoops, 2004-09 (Mike Stoops) Defense DC
Bob Svob, 1941, 1947-48 (Miles Casteel)
Roy Tatum, 1956-66, 1971-72 (Woodson, Doherty, LaRue, Weber)
Mike Tuiaosopo, 2004-2010 (Mike Stoops) Defense
Bob Valesente, 1977-79 (Tony Mason) Defense
Charlie Vasser, 1952-54 (Warren Woodson)
Elmer Vickers, 1939-40 (Miles Casteel)
Don Vosburg, 1949-51 (Bob Winslow)
Bob Wagner, 1998-2000 (Dick Tomey) Defense
Ryan Walters, 2011 (Mike Stoops) Defense
Walt Weaver, 1967-68 (Darrell Mudra)
Bob Weber, 1967-68 (Darrell Mudra)
George Werner, 1972 (Bob Weber)
Charlie Williams, 2004-06 (Mike Stoops) Offense
Ted Williams, 1994 (Dick Tomey) Offense
Eddie Wilson, 1967-71 (Darrell Mudra, Bob Weber) Offense
Vane Wilson, 1952 (Warren Woodson)
Eric Wolford, 2004-06 (Mike Stoops) Offense
Jeff Woodruff, 1998-99 (Dick Tomey) Offense
Kevin Wolthausen, 1985-86 (Larry Smith) Defense
Darrell Wyatt, 2007 (Mike Stoops) Offense
Tony Yelovich, 1977-79 (Tony Mason) Offense
Jim Young, 1992-94 (Dick Tomey) Offense OC
Ed Zaunbrecher, 1975-76 (Jim Young) Offense
Lou Zarza, 1939-42 (Miles Casteel)

2014 Arizona Football Media Guide

Year-by-Year Results

*home games

1899 (1-1-1)

Coach Stuart F. Forbes
Captain G. Parker

0	Tucson Town*	0
2	Arizona State*	11
22	Tucson Indians*	5

1900 (3-1)

Coach William Skinner
Captain C. Day

34	Tucson Indians*	0
45	City of Indians*	0
52	Tucson Indians*	0
0	Phoenix Indians	6

1901 (4-1)

Coach William Skinner
Captain Leslie Gillett

22	Tucson Indian Sch.*	0
47	Tucson Indian Sch.*	6
40	Tucson Indian Sch.*	0
0	Phoenix Indian Sch.	13
6	Phoenix Indian Sch.*	0

1902 (5-0)

Coach Leslie Gillett
Captain Bard L. Cosgrove

17	Tucson Indian Sch.*	0
43	Tucson Indian Sch.*	0
28	Fort Grant*	0
12	Arizona State*	0
34	Ft. Huachuca @ Naco	0

1903 (2-0)

Coach Orin A. Kates
Captain Leo Rosenberg

28	Tucson Indian Sch.*	0
21	Tucson Indian Sch.*	10

1904 (3-1-2)

Coach Orin A. Kates
Captain B. Hatcher

0	Tucson Indian Sch.*	0
6	Tucson Indian Sch.*	5
0	Phoenix H.S.	37
26	Tucson Indian Sch.*	0
28	Tucson Indian Sch.*	0
6	Tombstone* 6	

1905 (4-2)

Coach W.M. Ruthrauff
Captain John Ruthrauff

34	Phoenix Indian Sch.*	0
6	Tucson Indian Sch.*	0
22	Tucson Indian Sch.*	0
17	Tombstone	0
5	Pomona	41
0	Loyola(Calif.)#	55

#First night game

1906 No Team Fielded

1907 No Team Fielded

1908 (5-0)

Coach H.B. Galbraith
Captain R. Burnham

27	Tucson Indians*	0
43	Tucson Indians*	0
36	Tucson Athletic*	0
20	Tucson Indians*	0
10	New Mexico	5

1909 (3-1)

Coach H.B. Galbraith
Captain T. Rice

33	Ft. Huachuca*	0
6	New Mexico St.	0
21	Prescott H.S.*	0
11	New Mexico*	23

1910 (5-0)

Coach George F. Shipp
Captain C. Roletti

21	Tucson H.S.*	0
29	El Paso Military*	0

18	New Mexico St.*	2
1	New Mexico(default)	0
18	Tucson H.S.	6

1911 (3-1-1)

Coach George F. Shipp
Captain C. Rolfe

6	New Mexico	0
0	New Mexico St.	3
5	El Paso Military	0
0	Tucson H.S.*	0
5	Tucson H.S.*	0

1912 (2-1)

Coach R.L. Quigley
Captain R. Merritt

19	Tucson H.S.*	0
14	New Mexico St.	21
22	New Mexico	9

1913 (2-2)

Coach Frank A. King
Captain J. McIntosh

6	New Mexico St.	12
13	Phoenix Indians*	0
0	Occidental*	27
7	New Mexico	3

1914 (4-1)

Coach J.F. McKale
Captain T. Smith

21	Douglas YMCA*	0
34	Arizona State*	0
0	Occidental	14
10	New Mexico St.	0
7	Pomona*	6

1915 (5-3)

Coach J.F. McKale
Captain W. Porter

14	Douglas YMCA	0
7	Arizona State*	0
7	Pomona	3
56	Phoenix Indian Sch.*	0
49	22nd Inf. (Douglas)*	0
0	New Mexico St.	3
0	Western New Mexico	6
0	Whittier*	22

1916 (5-3)

Coach J.F. McKale
Captain J. Hendry

16	Douglas YMCA	0
29	22nd Inf. (Douglas)*	0
10	Whittier	26
41	Texas El Paso*	0
55	Phoenix Indians*	0
73	New Mexico St.*	0
16	Rice	47
7	USC @ Phoenix	20

1917 (3-2)

Coach J.F. McKale
Captain J.B. McGowan

6	USC	31
26	New Mexico St.	7
41	U.S. Field Artillery*	0
0	Camp Harry Jones Officers*	3
45	Whittier	0

1918 No Team Fielded

1919 (7-1)

Coach J.F. McKale
Captain E. Lynch

59	Arizona State*	0
60	Phoenix Indians*	0
20	Soldiers*	0
33	New Mexico State	0
1	Whittier (default)	0
7	Pomona*	19
46	Texas El Paso*	0
27	Occidental*	0

1920 (6-1)

Coach J.F. McKale
Captain A.L. Slonaker

51	Phoenix Indians*	20
167	Camp Harry Jones*	0

60	Texas El Paso	7
0	New Mexico St.*	0
41	Pomona	31
28	New Mexico*	7
34	Redlands*	0

1921 (7-2)

Coach J.F. McKale
Captain W. Wofford

84	Bisbee Legion*	13
75	Phoenix Indians*	0
13	Texas A&M	17
74	Texas El Paso*	0
31	New Mexico St.	0
24	New Mexico	0
110	N.M. Military J.C.*	0
7	Whittier*	0

East-West Christmas Classic Bowl, San Diego (Dec. 26)

0	Centre (Ky.)	38
---	--------------	----

1922 (6-3)

Coach J.F. McKale
Captain J. Hobbs

19	Phoenix Indians*	0
0	USC	15
7	Santa Clara	8
21	New Mexico St.*	7
20	St. Mary's (Ca.)*	3
10	New Mexico*	0
7	Rice	14
18	Texas El Paso	0
7	Utah State @ Phoenix	6

1923 (5-3)

Coach J.F. McKale
Captain J. Clark

48	Phoenix Indians*	0
19	Phoenix J.C.*	13
12	Texas El Paso*	7
20	St. Mary's (Ca.)	22
14	New Mexico	7
7	UC Davis @ Phoenix	9
6	USC	69
20	Santa Clara*	0

1924 (2-4)

Coach J.F. McKale
Captain K. LaShelle

0	USC	29
7	Utah	32
7	New Mexico St.*	0
14	Nevada Reno	23
0	New Mexico*	3
12	UC Davis*	6

1925 (3-3-1)

Coach J.F. McKale
Captain C. Gilliland

13	Arizona State*	3
0	Utah*	9
0	USC	56
33	New Mexico St.*	0
24	New Mexico	0
0	Texas	20
0	Nevada Reno*	0

1926 (5-1-1)

Coach J.F. McKale
Captain R. Crouch

54	Phoenix J.C.*	0
35	Arizona State*	0
7	New Mexico St.	0
16	Whittier*	6
21	New Mexico*	0
7	Occidental+	9
3	Colorado State*	3

+L.A. Memorial Coliseum

1927 (4-2-1)

Coach J.F. McKale
Captain M. Gentry

14	Occidental*	14
19	Texas El Paso	6
65	Eastern Arizona JC*	0
33	New Mexico St.*	6
6	New Mexico	7
16	UCLA*	13
12	Whittier*	13

1928 (5-1-2)

Coach J.F. McKale
Captain T. Diebold

7	UCLA	7
13	Pomona*	6
39	Arizona State	0
12	Texas El Paso	6
6	New Mexico*	6
7	USC	78
40	New Mexico St.*	0
28	Whittier*	7

1929 (7-1)

Coach J.F. McKale
Captain W. Acuff

16	Occidental+	7
35	Cal Tech*++	0
19	Texas El Paso	0
28	New Mexico St.*	0
26	Arizona State*	0
12	Pomona @ Phoenix	15
6	New Mexico	0
40	Whittier*	0

+Played in Rose Bowl, night

++First game in Arizona Stadium

1930 (6-1-1)

Coach J.F. McKale
Captain W. Dicus & W. Hargis

26	Cal Tech+	12
0	Rice	21
6	Arizona State*	0
21	Occidental @ Phoenix	0
20	Pomona*	0
0	Texas El Paso	0
33	New Mexico*	0
16	Colorado State*	0

+Played in Rose Bowl, night

1931 (3-5-1)

Coach Fred Enke
Captain H. Collier

0	San Diego State*#	8
19	Pomona*	0
0	Oklahoma St.	31
0	Rice*	32
6	Arizona State&	19
19	Northern Arizona	12
7	New Mexico	7
14	DePaul*	13
7	Colorado*	27

#First night game in Arizona Stadium

&First Border Conference Game

1932 (4-5)

Coach A.W. Farwick
Captain W.W. Davies

19	Occidental#	0
6	Loyola (Calif)*	33
12	New Mexico St.*	7
0	Texas Tech	21
20	Arizona State	6
6	NAU @Phoenix	7
13	New Mexico*	6
0	San Diego St.	13
6	Oklahoma State	13

Played in Rose Bowl, night

1933 (5-3)

Coach G.A. Oliver
Captain C. Sample

18	Occidental*	0
13	Loyola (Calif)	14
0	Texas Tech*	7
6	New Mexico State	0
24	Northern Arizona*	0
0	New Mexico	7
26	Arizona State	7
26	Whittier*	0

1934 (7-2-1)

Coach G.A. Oliver
Captain B. Robinson

7	San Diego St.*	0
7	Colorado St.	3
14	Whittier	7
0	Loyola (Calif)*	6
0	New Mexico St.*	0
14	New Mexico*	0

2014 Arizona Football Media Guide

26	Oklahoma City Univ.	6
32	Arizona State*	6
7	Texas Tech*	13
31	Pacific @ Phoenix	7

1935 (7-2)

Coach G.A. Oliver		
Captain C. Cochran		
26	Arizona State*	0
7	Centenary	14
45	Whittier*	0
6	Loyola (Calif)	13
9	New Mexico State*	6
27	Oklahoma City Univ.*	0
7	Texas Tech	6
38	New Mexico	6
53	Drake*	0

1936 (5-2-3)

Coach G.A. Oliver		
Captain None		
32	Brigham Young *	6
6	Utah	14
18	Arizona State	0
13	Centenary*	13
28	New Mexico State*	7
0	Kansas	0
28	New Mexico*	0
0	Michigan State	7
58	Wyoming* @ Phoenix	0
7	Texas Tech*	7

1937 (8-2)

Coach G.A. Oliver		
Captain None		
20	Arizona State*	6
22	Okl. State* @ Phoenix	13
0	Texas Tech	20
13	Centenary*	18
27	New Mexico State*	12
13	Loyola (Calif)	6
23	New Mexico	0
9	Kansas*	7
47	Colorado State*	0
20	Oregon*	6

1938 (3-6)

Coach Orian M. Landreth		
Captain G. Ahee		
7	SMU	29
6	New Mexico State*	7
0	Santa Clara* @ Phoenix	27
14	Loyola (Calif)	12
7	New Mexico*	20
7	Centenary	6
14	Texas El Paso*	26
20	Marquette*	12
0	Montana*	7

1939 (6-4)

Coach Miles W. Casteel		
Captain T. Hargis		
21	Pomona*	0
0	Minnesota	62
20	New Mexico St.*	3
6	Marquette	13
7	Centenary*	0
6	Texas El Paso	14
12	Pacific*	7
6	New Mexico	7
6	Montana*	0
25	Loyola (Calif.) @ Phoenix	7

1940 (7-2)

Coach Miles W. Casteel		
Captain J. Black		
41	Northern Arizona*	0
41	New Mexico St.*	0
0	Utah	24
29	Centenary*	6
24	Okl. St* @ Phoenix	0
20	Texas El Paso	13
20	Loyola (Calif)	13
12	New Mexico*	13
17	Marquette*	14

1941 (7-3)

Coach Miles W. Casteel			
Captain E. Banjavic			
7	Notre Dame	38	
47	New Mexico State*	0	
26	Nevada Reno*	7	
31	New Mexico	6	
20	Arizona State	7	
33	Texas El Paso*	14	
41	Northern Arizona*	0	
0	14 Oklahoma State*	41	
28	Kansas State*	21	
6	Utah*	12	

1942 (6-4)

Coach Miles W. Casteel			
Captain M. McCain			
53	New Mexico State*	0	
14	Utah*	0	
23	Arizona State	0	
20	Oklahoma State*	6	
0	Marquette	39	
26	Hardin Simmons*	34	
14	New Mexico*	13	
19	Texas El Paso	7	
7	Texas Tech*	13	
13	2nd Air Force*	27	

1943 No Football (World War II)

1944 No Football

1945 (5-0)

Coach Miles W. Casteel			
Captain B. Morse			
52	Northern Arizona*	6	
46	San Diego State	0	
30	Williams Field*	0	
37	Cal Poly-SLO*	6	
28	San Diego State*	0	

1946 (4-4-2)

Coach Miles W. Casteel			
Captain V. Marsh			
0	Marquette	20	
8	Hardin Simmons*	19	
21	Santa Clara*	21	
13	New Mexico	13	
0	Texas Tech*	16	
28	Kansas State*	7	

1947 (5-4-1)

Coach Miles W. Casteel			
Captain F. Knez			
27	Wyoming*	7	
40	Montana*	7	
7	Hardin Simmons	35	
14	Texas El Paso	13	
22	New Mexico*	12	
28	Texas Tech	41	
26	Arizona State	13	
21	Marquette*	39	
28	Kansas*	54	
20	Utah*	20	

1948 (6-5)

Coach Miles W. Casteel			
Captain H. Varner & A. Converse			
14	San Diego State*	6	
14	Utah	47	
20	Hardin Simmons*	14	
7	Michigan State	61	
0	Texas Tech*	31	
33	Arizona State*	21	
14	New Mexico	6	
14	Texas El Paso*	25	
14	Iowa State*	7	
24	Marquette @ Phoenix	14	

Salad Bowl, Phoenix (Jan, 1, 1949)

13	Drake	14	
1949 (2-7-1)			
Coach Bob Winslow			
Captain M. Spilsbury & R. Rivenburg			
40	New Mexico State*	7	
12	Utah*	12	
0	Hardin Simmons	35	
0	Texas El Paso*	28	
7	Texas Tech	27	

6	Denver	20	
7	New Mexico*	14	
46	Arizona State	34	
0	Michigan State*	75	
0	Kansas*	46	

1950 (4-6)

Coach Bob Winslow			
Captain E. Wolgast			
26	West Texas*	34	
14	Utah	27	
32	Hardin Simmons*	28	
13	Texas El Paso	14	
25	Colorado	28	
19	Denver*	14	
38	New Mexico	0	
13	Arizona State*	47	
7	Texas Tech*	39	
27	Iowa State*	26	

1951 (6-5)

Coach Bob Winslow			
Captain J. Donarski & B. Glazier			
67	New Mexico State*	13	
7	Utah*	27	
21	Oregon	39	
28	West Texas*	13	
19	Texas El Paso*	15	
0	Texas Tech	41	
32	New Mexico*	20	
14	Arizona State	61	
13	Idaho*	6	
13	Hardin Simmons	14	
32	Hawaii	21	

1952 (6-4)

Coach Warren Woodson			
Captain J. Donarski & R. Christiansen			
57	Hawaii*	7	
62	New Mexico State*	12	
27	Utah	0	
19	Colorado*	34	
7	Marquette	37	
13	Hardin Simmons*	12	
13	New Mexico	7	
18	Arizona State*	20	
55	Texas El Paso	7	
14	Texas Tech	19	

1953 (4-5-1)

Coach Warren Woodson			
Captain B. Lewis			
7	Utah	28	
14	Colorado	20	
46	New Mexico State*	7	
20	New Mexico*	0	
0	Marquette*	14	
39	West Texas*	6	
27	Texas Tech	52	
20	Texas El Paso*	28	
26	Kansas State*	26	
35	Arizona State#	0	
#First TV game, statewide			

1954 (7-3)

Coach Warren Woodson			
Captain B. Lewis & G. Bowers			
58	New Mexico State*	0	
54	Utah	20	
18	Colorado*	40	
35	Idaho*	13	
41	New Mexico	7	
48	West Texas*	12	
14	Texas Tech*	28	
21	Texas El Paso	41	
54	Arizona State*	14	
42	Wyoming*	40	

1955 (5-4-1)

Coach Warren Woodson			
Captain P. Hatcher & W. Codd			
20	Colorado State*	7	
0	Colorado	14	
47	Idaho*	14	
20	West Texas*	20	
0	Texas El Paso*	29	
27	Oregon*	46	
7	Texas Tech	27	
29	Montana*	0	

27	New Mexico*	6	
7	Arizona State	6	

1956 (4-6)

Coach Warren Woodson			
Captain P. Hatcher & A. Luppino			
27	Montana @ Phoenix	12	
20	Wyoming*	26	
60	South Dakota State*	0	
7	Utah State*	12	
6	Texas El Paso	28	
26	New Mexico	12	
7	Texas Tech*	21	
20	West Texas*	13	
0	Arizona State*	20	
7	Colorado*	38	

1957 (1-8-1)

Coach Ed Doherty			
Captain A. Polley & J. Davis			
14	Brigham Young*	14	
13	Missouri	35	
14	Colorado	34	
0	New Mexico*	27	
6	Texas Tech*	28	
20	West Texas*	21	
20	Hardin Simmons*	28	
14	Texas El Paso*	51	
17	Marquette*	14	
7	Arizona State	47	

1958 (3-7)

Coach Ed Doherty			
Captain R. Hunsaker			
7	Utah State*	6	
0	Iowa State*	14	
0	Tulsa	34	
12	Colorado*	65	
13	New Mexico	33	
16	Idaho*	24	
0	15 West Texas*	8	
6	Texas Tech	33	
14	Texas El Paso	12	
0	Arizona State*	47	

Some Historical Notes

*Key dates in early Arizona football include the first collegiate game, against Arizona State on Thanksgiving Day in 1899, Nov. 22, when the Territorial Cup was first awarded... Another is Dec. 26, 1921, UA's first bowl appearance in the East-West Christmas Bowl in San Diego... The first game in Arizona Stadium was played against Cal Tech on Oct. 12, 1929... The first night game was against San Diego State in September 1931.

*The war years in 1943 and 1944 were not much different for Arizona than some teams nationally, with no football played. Half of the teams in final AP poll of 1943 included service teams and the service academies. There were five bowls after the 1944 season - the Rose, Orange, Cotton, Sugar and Sun... Some years later, the UA Student Union Memorial Building incorporated the bell from the U.S.S. Arizona, sunk during the Japanese attack on Pearl Harbor on Dec. 7, 1941. An electronic rendition of the bell still tolls every 15 minutes during the day from speakers atop the UA Administration Building.

*1958 was the first year of Arizona's pending transition to the Western Athletic Conference, with it not playing enough league games (3) to qualify for the Border Conference title. That situation lasted through 1960, and Arizona played officially as an independent in 1961 before beginning WAC play in 1962.

*Arizona's first televised game was broadcast statewide on Nov. 28, 1953, with the Cats at Arizona State. The game was not a network telecast.

2014 Arizona Football Media Guide

1959 (Won 4, Lost 6)

Coach Jim LaRue • Captains James Geist, Gary Cropper

Sept. 19	L	14-18	Brigham Young	Tucson	21,481
Sept. 26	W	7-6	West Texas State	Canyon, Texas	8,500
Oct. 3	W	16-14	Idaho	Tucson	19,263
Oct. 17	L	7-28	New Mexico	Tucson	25,870
Oct. 24	L	0-18	Colorado	Tucson	20,076
Oct. 31	L	6-54	Utah	Salt Lake City, Utah	11,000
Nov. 7	W	30-26	Texas Tech	Tucson	12,759
Nov. 14	L	15-22	Air Force Academy	Boulder, Colo.	10,500
Nov. 21	W	14-10	Texas-El Paso	Tucson	19,062
Nov. 28	L	9-15	Arizona State	Tempe, Ariz.	32,500

1960 (Won 7, Lost 3)

Coach Jim LaRue • Captain Tim Matz

Sept. 24	L	3-13	Utah	Tucson	24,595
Oct. 1	W	21-19	Wyoming	Tucson	20,167
Oct. 8	L	16-35	Colorado	Boulder, Colo.	34,152
Oct. 15	L	16-17	Tulsa	Tucson	23,525
Oct. 22	W	26-14	New Mexico	Albuquerque, N.M.	14,726
Oct. 29	W	21-14	West Texas State	Tucson	23,999
Nov. 5	W	32-3	Idaho	Tucson	17,131
Nov. 12	W	28-14	Texas-El Paso	El Paso, Texas	10,500
Nov. 19	W	35-16	Kansas State	Tucson	20,814
Nov. 26	W	35-7	Arizona State	Tucson	25,793

1961 (Won 8, Lost 1, Tied 1)

Coach Jim LaRue • Captains Eddie Wilson, Bob Garis

Sept. 23	W	28-6	Colorado State	Tucson	25,083
Sept. 30	T	14-14	Nebraska	Lincoln, Neb.	34,721
Oct. 7	W	53-7	Hardin-Simmons	Tucson	24,453
Oct. 14	W	15-6	Oregon	Portland, Ore.	19,542
Oct. 21	W	22-21	New Mexico	Tucson	26,027
Oct. 28	L	23-27	West Texas State	Canyon, Texas	12,000
Nov. 4	W	20-15	Wyoming	Tucson	24,305
Nov. 11	W	43-7	Idaho	Tucson	21,303
Nov. 18	W	48-15	Texas-El Paso	Tucson	23,356
Nov. 25	W	22-13	Arizona State	Tempe, Ariz.	40,164

1962 (Won 5, Lost 5)

Coach Jim LaRue • Captains Kenneth Cook, Howard Breinig

Sept. 22	W	27-21	Brigham Young	Tucson	24,276 1st WAC G
Sept. 29	L	25-35	New Mexico	Albuquerque, N.M.	28,171
Oct. 6	L	7-17	Missouri	Columbia, Mo.	45,338
Oct. 13	L	6-20	Air Force Academy	Tucson	26,631
Oct. 20	L	8-31	Wyoming	Laramie, Wyo.	16,202
Oct. 27	W	8-3	West Texas State	Tucson	22,682
Nov. 3	L	12-14	Idaho	Tucson	22,357
Nov. 10	W	14-13	Kansas State	Tucson	20,419
Nov. 17	W	7-0	Texas-El Paso	El Paso, Texas	8,500
Nov. 24	W	20-17	Arizona State	Tucson	29,290

1963 (Won 5, Lost 5)

Coach Jim LaRue • Captains Gerald Zeman, Ted Christy

Sept. 21	L	0-43	Utah State	Tucson	25,284
Sept. 28	W	33-7	Brigham Young	Tucson	20,767
Oct. 5	L	2-7	Washington State	Spokane, Wash.	18,200
Oct. 12	W	13-7	Texas-El Paso	Tucson	24,902
Oct. 19	L	12-28	Oregon (TV)	Tucson	18,564
Oct. 26	W	6-3	West Texas State	Canyon, Texas	17,367
Nov. 2	W	15-7	Wyoming	Tucson	20,195
Nov. 9	W	34-7	Idaho	Tucson	17,765
Nov. 30	L	6-35	Arizona State	Tempe, Ariz.	41,140
Dec. 7	L	15-22	New Mexico	Tucson	16,569

1964 (Won 6, Lost 3, Tied 1)

Coach Jim LaRue • Captains John Briscoe, Larry Fairholm

Sept. 26	W	39-6	Brigham Young	Tucson	26,218
Oct. 3	W	28-12	Washington State	Tucson	31,138
Oct. 10	L	7-10	New Mexico	Albuquerque, N.M.	20,844
Oct. 17	L	0-21	Oregon	Eugene, Ore.	18,000
Oct. 24	W	15-7	Wyoming	Tucson	27,383
Oct. 23	L	0-7	Air Force (TV)	Colorado Spgs, Colo.	32,325
Nov. 7	W	14-7	Idaho	Tucson	23,513
Nov. 14	W	14-0	Texas-El Paso	El Paso, Tex.	8,355
Nov. 21	T	0-0	Iowa State	Tucson	24,595
Nov. 28	W	30-6	Arizona State	Tucson	30,847

1965 (Won 3, Lost 7)

Coach Jim LaRue • Captains James Pazerski, Tom Malloy

Sept. 18	W	16-9	Utah (TV)	Salt Lake City, Utah	11,063
Sept. 25	W	23-15	Kansas	Lawrence, Kan.	32,846
Oct. 2	L	0-19	Wyoming	Laramie, Wyo.	16,654
Oct. 9	L	2-24	New Mexico	Tucson	33,700
Oct. 16	L	3-21	Washington State	Spokane, Wash.	17,677
Oct. 23	L	7-13	San Jose State	Tucson	28,832
Nov. 6	W	10-3	Texas-El Paso	Tucson	24,681
Nov. 13	L	7-34	Air Force Academy	Tucson	28,391
Nov. 20	L	3-20	Brigham Young	Tucson	24,882

Nov. 27	L	6-14	Arizona State	Tempe, Ariz.	35,896
---------	---	------	---------------	--------------	--------

1966 (Won 3, Lost 7)

Coach Jim LaRue • Captains Richard King, Roger Calderwood

Sept. 17	L	20-31	Iowa	Iowa City, Iowa	37,550
Sept. 24	L	13-35	Kansas	Tucson	33,147
Oct. 1	L	6-36	Wyoming	Laramie, Wyo.	13,283
Oct. 8	W	36-15	New Mexico	Albuquerque, N.M.	21,756
Oct. 22	L	19-24	Utah	Tucson	29,121
Oct. 29	L	14-16	Brigham Young	Tucson	24,420
Nov. 5	L	12-31	Oregon State	Portland, Ore.	13,067
Nov. 12	W	28-18	Washington State	Tucson	23,061
Nov. 19	W	27-24	Iowa State	Tucson	23,904
Nov. 26	L	17-20	Arizona State	Tucson	34,130

1967 (Won 3, Lost 6, Tied 1)

Coach Darrell Mudra • Captains John Jones, Bill Nemeth, James Scott

Sept. 16	L	17-36	Wyoming	Tucson	36,667
Sept. 30	W	14-7	Ohio State	Columbus, Ohio	77,468
Oct. 7	L	3-17	Missouri	Columbia, Mo.	45,800
Oct. 14	T	9-9	Texas-El Paso	Tucson	36,949
Oct. 21	L	29-33	Utah	Tucson	35,348
Oct. 28	L	7-42	#10 Indiana	Tucson	33,566
Nov. 4	W	48-13	New Mexico	Tucson	20,965
Nov. 11	L	14-17	Brigham Young	Provo, Utah	24,442
Nov. 18	W	14-10	Air Force Academy	Tucson	27,657
Nov. 25	L	7-47	Arizona State	Tempe, Ariz.	41,567

1968 (Won 8, Lost 3)

Coach Darrell Mudra • Captains Thomas Nelson, Mike Moody

Sept. 21	W	21-12	Iowa State	Ames, Iowa	21,000
Sept. 28	W	19-8	New Mexico	Albuquerque, N.M.	13,479
Oct. 5	W	25-0	Texas-El Paso	Tucson	37,300
Oct. 19	W	19-3	Brigham Young	Tucson	37,650
Oct. 26	L	13-16	Indiana	Bloomington, Ind.	44,847
Nov. 2	W	28-14	Washington State	Tucson	31,400
Nov. 9	W	14-10	Air Force Academy	Colorado Spgs, Colo.	32,196
Nov. 16	W	16-15	Utah	Salt Lake City, Utah	16,544
Nov. 23	W	14-7	#20 Wyoming	Tucson	40,500
Nov. 30	L	7-30	#20 Arizona State Sun Bowl	Tucson	41,350
Dec. 28	L	10-34	#18 Auburn	El Paso, Texas	32,302

1969 (Won 3, Lost 7)

Coach Bob Weber • Captains Charles Duke, Jim Grossman

Sept. 20	L	7-23	Wyoming (TV)	Laramie, Wyo.	20,400
Sept. 27	L	27-42	Kansas St.	Tucson	38,750
Oct. 4	L	19-31	Iowa	Iowa City, Iowa	47,391
Oct. 11	L	17-34	Houston	Tucson	32,800
Oct. 18	W	26-10	Texas-El Paso	Tucson	30,000
Oct. 25	W	52-28	New Mexico	Tucson	31,500
Nov. 1	L	21-31	Brigham Young	Provo, Utah	28,941
Nov. 8	L	0-23	Syracuse	Syracuse, N.Y.	23,346
Nov. 15	W	17-16	#16 (Coaches) Utah	Tucson	23,400
Nov. 29	L	24-38	Arizona State	Tempe, Ariz.	49,106

1970 (Won 4, Lost 6)

Coach Bob Weber • Captains Billy McKinley, Willie Lewis, John Eggold

Sept. 19	L	9-20	#8 Michigan	Ann Arbor, Mich.	80,386
Sept. 26	W	30-29	San Jose State	Tucson	38,800
Oct. 3	W	17-10	Iowa	Tucson	37,500
Oct. 10	W	24-17	Brigham Young	Tucson	32,500
Oct. 24	L	0-24	Utah	Salt Lake City, Utah	15,046
Oct. 31	L	20-23	#7 Air Force	Tucson	36,000
Nov. 7	L	7-35	New Mexico	Albuquerque, N.M.	18,110
Nov. 14	L	17-33	Texas-El Paso	El Paso, Texas	15,605
Nov. 21	W	38-12	Wyoming	Tucson	31,000
Dec. 5	L	6-10	#9 Arizona State (TV)	Tucson	38,500

1971 (Won 5, Lost 6)

Coach Bob Weber • Captains Charlie McKee, Mark Arneson

Sept. 18	W	39-28	Washington State	Spokane, Wash.	13,500
Sept. 25	W	14-6	Texas-El Paso	El Paso, Texas	20,520
Oct. 2	L	10-13	Texas Tech (TV)	Tucson	31,000
Oct. 9	L	3-14	Wyoming	Laramie, Wyo.	19,100
Oct. 16	L	12-28	UCLA	Tucson	37,500
Oct. 23	W	14-3	Utah	Tucson	31,000
Oct. 30	L	28-34	New Mexico	Tucson	30,000
Nov. 6	W	34-22	Oregon State	Tucson	31,000
Nov. 13	W	27-14	Brigham Young	Provo, Utah	27,109
Nov. 20	L	10-39	San Diego State	San Diego, Calif.	21,681
Nov. 27	L	0-31	#9 Arizona State	Tempe, Ariz.	50,370

1972 (Won 4, Lost 7)

Coach Bob Weber • No Captains

Sept. 9	W	17-0	Colorado State	Tucson	30,000
Sept. 16	L	7-34	Oregon	Eugene, Ore.	30,000
Sept. 23	L	6-28	Washington State	Tucson	30,000
Oct. 7	L	31-42	#14 UCLA	Los Angeles, Calif.	27,321

2014 Arizona Football Media Guide

Oct. 14	W	27-15	New Mexico (TV)	Albuquerque, N.M.	15,672	Nov. 11	W	24-3	Oregon	Eugene, Ore.	26,200
Oct. 21	L	10-35	Texas Tech	Lubbock, Texas	33,320	Nov. 18	W	31-24	Washington State	Tucson	49,557
Oct. 28	W	45-22	Texas-El Paso	Tucson	28,000	Nov. 25	L	17-18	Arizona State	Tucson	58,090
Nov. 4	L	27-28	Utah	Salt Lake City, Utah	19,238	(^^First Pacific-10 Conference Game)					
Nov. 11	W	21-7	Brigham Young	Tucson	26,500						
Nov. 18	L	14-22	Wyoming	Tucson	30,500						
Nov. 25	L	21-38	#18 Arizona State	Tucson	38,500						

1973 (Won 8, Lost 3)

Coach Jim Young - Captains Ransom Terrell, James O'Conner, Mark Neal					
Sept. 8	W	31-0	Colorado State	Fort Collins, Colo.	17,217
Sept. 16	W	21-7	Wyoming	Laramie, Wyo.	19,718
Sept. 22	W	26-10	Indiana	Tucson	38,643
Oct. 6	W	23-20	Iowa	Iowa City, Iowa	40,365
Oct. 13	W	22-14	New Mexico	Tucson	39,582
Oct. 20	L	17-31	Texas Tech	Tucson	40,172
Oct. 27	W	42-21	Utah (TV)	Tucson	34,219
Nov. 3	W	35-18	Texas-El Paso	El Paso, Texas	6,960
Nov. 10	W	24-10	Brigham Young	Provo, Utah	19,597
Nov. 17	L	26-27	Air Force Academy	Tucson	39,733
Nov. 24	L	19-55	#13 Arizona State	Tempe, Ariz.	51,383

1974 (Won 9, Lost 2)

Coach Jim Young - Captain Rex Naumetz					
Sept. 14	W	17-10	San Diego State	Tucson	38,914
Sept. 21	W	35-20	Indiana	Bloomington, Ind.	35,683
Sept. 28	W	15-10	New Mexico	Albuquerque, N.M.	24,440
Oct. 5	W	42-13	Texas-El Paso	Tucson	38,051
Oct. 12	W	41-8	Utah	Salt Lake City, Utah	24,802
Oct. 19	L	8-17	#17 Texas Tech	Lubbock, Texas	40,231
Oct. 26	L	13-37	Brigham Young (TV)	Tucson	34,116
Nov. 9	W	34-21	Colorado State	Tucson	33,116
Nov. 16	W	27-24	Air Force Academy	Colorado Spgs, Colo.	34,802
Nov. 23	W	21-14	Wyoming	Tucson	34,467
Nov. 30	W	10-0	Arizona State	Tucson	40,782

1975 (Won 9, Lost 2)

Coach Jim Young - Captain Bruce Hill					
Sept. 20	W	16-0	Pacific	Tucson	37,720
Sept. 27	W	14-0	Wyoming	Laramie, Wyo.	21,720
Oct. 4	W	41-6	Northwestern	Tucson	38,501
Oct. 11	W	36-0	Texas-El Paso	El Paso, Texas	15,700
Oct. 18	W	32-28	Texas Tech	Tucson	39,854
Oct. 25	L	34-44	New Mexico	Tucson	35,878
Nov. 1	W	36-20	Brigham Young	Provo, Utah	27,882
Nov. 8	W	31-24	#13 San Diego State	San Diego, Calif.	53,611
Nov. 15	W	31-9	Colorado State	Fort Collins, Colo.	19,887
Nov. 22	W	38-14	Utah	Tucson	39,227
Nov. 29	L	21-24	#8 Arizona State	Tempe, Ariz.	51,388

1976 (Won 5, Lost 6)

Coach Jim Young - Captain Obra Erby					
Sept. 11	W	31-19	Auburn	Tucson	52,206
Sept. 18	L	9-37	#5 UCLA	Los Angeles, Calif.	41,651
Sept. 25	L	16-23	Brigham Young	Tucson	45,918
Oct. 2	W	27-15	Northwestern	Evanston, Ill.	23,097
Oct. 9	W	63-12	Texas-El Paso	Tucson	42,177
Oct. 23	L	27-52	#8 Texas Tech	Lubbock, Texas	44,890
Oct. 30	W	38-35	Utah	Salt Lake City, Utah	18,231
Nov. 6	L	24-26	Wyoming	Tucson	51,809
Nov. 13	W	23-6	Colorado State	Tucson	44,716
Nov. 20	L	15-21	New Mexico	Albuquerque, N.M.	15,121
Nov. 27	L	10-27	Arizona State	Tucson	56,807

1977 (Won 5, Lost 7)

Coach Tony Mason - Captain Jon Abbott					
Sept. 10	L	10-21	Auburn	Auburn, Ala.	45,500
Sept. 17	L	14-21	San Diego St. (TV)	Tucson	42,135
Sept. 24	W	41-7	Iowa	Iowa City, Iowa	53,110
Oct. 1	L	12-13	Wyoming	Laramie, Wyo.	25,133
Oct. 8	L	26-32	#17 Texas Tech	Tucson	41,500
Oct. 22	W	45-17	Utah	Tucson	43,500
Oct. 29	L	14-34	#17 Brigham Young	Provo, Utah	33,106
Nov. 5	L	14-35	Colorado State	Tucson	41,016
Nov. 12	W	15-13	New Mexico	Tucson	40,500
Nov. 19	W	41-24	Texas-El Paso	El Paso, Texas	7,100
Nov. 26	L	7-23	#19 ASU (TV)	Tempe, Ariz.	56,326
Dec. 3	W	17-10	Hawaii	Honolulu, Hawaii	30,994

1978 (Won 5, Lost 6)

Coach Tony Mason - Captains Corky Ingraham, Neil Orr					
Sept. 9	W	31-0	Kansas State	Tucson	50,484
Sept. 16	W	21-7	Oregon State^^	Tucson	49,056
Sept. 23	L	26-41	Texas Tech	Lubbock, Texas	41,712
Sept. 30	W	23-3	Iowa	Tucson	46,851
Oct. 7	L	17-21	#3 Michigan	Ann Arbor, Mich.	104,913
Oct. 14	L	20-33	California	Tucson	54,121
Oct. 27	L	14-24	#10 UCLA	Los Angeles, Calif.	41,077
Nov. 4	L	21-31	#20 Washington	Seattle, Wash.	47,587

Nov. 11	W	24-3	Oregon	Eugene, Ore.	26,200
Nov. 18	W	31-24	Washington State	Tucson	49,557
Nov. 25	L	17-18	Arizona State	Tucson	58,090

1979 (Won 6, Lost 5, Tied 1)

Coach Tony Mason - Captains Jim Krohn, Cleveland Crosby					
Sept. 1	W	33-17	Colorado State	Tucson	50,323
Sept. 8	W	22-7	Washington State	Pullman, Wash.	26,753
Sept. 15	L	7-10	California	Tucson	52,124
Sept. 22	T	14-14	Texas Tech (TV)	Tucson	40,476
Sept. 29	W	38-18	San Jose State	Tucson	48,061
Oct. 13	W	24-13	Oregon	Tucson	47,681
Oct. 20	L	10-30	Stanford	Tucson	55,217
Nov. 3	L	7-34	#3 USC	Los Angeles, Calif.	62,054
Nov. 10	L	10-42	San Diego State	San Diego, Calif.	38,581
Nov. 17	W	42-18	Oregon State	Tucson	45,162
Nov. 24	W	27-24	Arizona State	Tempe, Ariz.	70,947
Fiesta Bowl					
Dec. 25	L	10-16	#10 Pittsburgh (TV)	Tempe, Ariz.	55,347

1980 (Won 5, Lost 6)

Coach Larry Smith - Captain Hubie Oliver					
Sept. 20	L	13-15	Colorado State	Tucson	48,511
Sept. 27	W	31-24	California	Berkeley, Calif.	41,000
Oct. 4	W	5-3	Iowa	Iowa City, Iowa	59,950
Oct. 11	L	10-27	#2 USC	Tucson	54,789
Oct. 18	L	14-38	Washington State	Tucson	47,132
Oct. 25	L	3-20	#2 Notre Dame	Tucson	56,211
Nov. 1	W	23-17	#2 UCLA	Tucson	42,876
Nov. 8	L	22-45	Washington	Seattle, Wash.	46,279
Nov. 15	W	63-35	Pacific	Tucson	39,576
Nov. 22	W	24-7	Oregon State	Corvallis, Ore.	15,300
Nov. 29	L	7-44	Arizona State (TV)	Tucson	53,108

1981 (Won 6, Lost 5)

Coach Larry Smith - Captain Bob Gareeb					
Sept. 12	L	18-35	#12 UCLA	Tucson	49,311
Sept. 19	L	13-14	California	Tucson	40,096
Sept. 26	W	37-16	Fullerton State	Tucson	36,279
Oct. 3	W	17-13	Stanford	Tucson	41,110
Oct. 10	W	13-10	#1 USC	Los Angeles, Calif.	56,315
Oct. 17	W	18-14	Oregon	Eugene, Ore.	24,264
Oct. 24	L	19-34	#16 Wash. State	Tucson	50,265
Oct. 31	W	48-15	Texas-El Paso	Tucson	35,642
Nov. 14	W	40-7	Oregon State	Corvallis, Ore.	8,000
Nov. 21	L	17-23	Fresno State	Tucson	38,107
Nov. 28	L	13-24	#18 Arizona State	Tempe, Ariz.	69,714

1982 (Won 6, Lost 4, Tied 1)

Coach Larry Smith - Captain Al Gross					
Sept. 11	W	38-12	Oregon State	Tucson	35,599
Sept. 18	L	13-23	#1 Washington	Tucson	48,984
Sept. 25	L	14-17	Iowa	Tucson	41,353
Oct. 9	T	24-24	#8 UCLA	Pasadena, Calif.	50,133
Oct. 16	W	16-13	#9 Notre Dame	South Bend, Ind.	50,075
Oct. 23	W	55-7	Pacific	Tucson	45,800
Oct. 30	W	34-17	Wash. State (TV)	Pullman, Wash.	27,412
Nov. 6	W	41-27	Stanford	Palo Alto, Calif.	41,789
Nov. 13	L	41-48	#16 USC	Tucson	55,110
Nov. 20	L	7-13	Oregon	Eugene, Ore.	16,489
Nov. 27	W	28-18	#6 Arizona State	Tucson	58,515

1983 (Won 7, Lost 3, Tied 1)

Coach Larry Smith - Captains Chris Brewer, Ricky Hunley					
Sept. 3	W	50-6	Oregon State	Tucson	40,570
Sept. 10	W	38-0	Utah	Tucson	44,904
Sept. 17	W	45-6	Washington State	Pullman, Wash.	25,000
Sept. 24	W	27-10	Fullerton State	Tucson	43,107
Oct. 1	T	33-33	California (TV)	Berkeley, Calif.	40,018
Oct. 8	W	52-21	Colorado State	Tucson	40,309
Oct. 15	L	10-19	Oregon	Tucson	45,233
Oct. 22	L	22-31	Stanford	Palo Alto, Calif.	40,208
Nov. 5	L	22-23	#20 Washington	Tucson	48,808
Nov. 12	W	27-24	UCLA (TV)	Tucson	42,640
Nov. 26	W	17-15	Arizona State	Tempe, Ariz.	70,033

1984 (Won 7, Lost 4)

Coach Larry Smith - Captain LaMonte Hunley					
Sept. 1	L	22-27	Fresno State	Tucson	43,477
Sept. 8	W	23-13	California	Tucson	41,244
Sept. 15	W	27-8	Oregon State	Portland, Ore.	25,139
Sept. 22	L	26-27	#12 Louisiana State	Baton Rouge, La.	78,052
Sept. 29	W	31-24	Long Beach State	Tucson	41,910
Oct. 6	W	28-14	#19 Oregon	Tucson	40,848
Oct. 20	L	14-17	#14 USC	Los Angeles, Calif.	65,411
Oct. 27	L	12-28	#1 Washington	Seattle, Wash.	57,467
Nov. 3	W	45-10	Utah State	Tucson	44,225
Nov. 10	W	28-14	Stanford	Tucson	44,836

2014 Arizona Football Media Guide

Nov. 24	W	16-10	Arizona State	Tucson	58,132						
1985 (Won 8, Lost 3, Tied 1)						Nov. 3 L 10-54 #5 Washington (TV) Seattle, Wash. 70,111 Nov. 10 L 10-23 Stanford Tucson 52,609 Nov. 24 W 21-17 Arizona State (TV) Tucson 57,112 Dec. 25 L 0-28 Syracuse (TV) Honolulu, Hawaii 32,217					
Coach Larry Smith - Captain Allan Durden						1991 (Won 4, Lost 7)					
Sept. 7	W	23-10	Toledo	Tucson	44,691	Coach Dick Tomey - Captains John Fina, Craig Gilbert, Bobby Roland					
Sept. 14	W	12-7	Washington State	Tucson	46,437	Sept. 7	L	14-38	#2 Ohio State (TV)	Columbus, Ohio	92,743
Sept. 21	W	23-17	California	Berkeley, Calif.	39,500	Sept. 14	W	28-23	Stanford (TV)	Tucson	43,055
Sept. 28	L	13-14	Colorado	Tucson	45,503	Sept. 21	L	21-23	#24 California (TV)	Tucson	46,715
Oct. 5	W	28-6	#6 South.Methodist	Tucson	52,114	Sept. 28	W	45-21	Long Beach State	Tucson	46,334
Oct. 19	W	41-0	San Jose State	Tucson	45,361	Oct. 5	L	0-54	#3 Washington (TV)	Seattle, Wash.	72,495
Oct. 26	L	17-28	Stanford	Palo Alto, Calif.	40,000	Oct. 12	L	14-54	UCLA	Los Angeles, Calif.	45,944
Nov. 2	W	27-6	Oregon State	Corvallis, Ore.	21,384	Oct. 26	L	9-36	#2 Miami, Fla.	Tucson	53,349
Nov. 9	L	19-24	#14 UCLA	Tucson	57,779	Nov. 2	W	45-21	Oregon State	Tucson	42,082
Nov. 16	W	20-8	Oregon	Tucson	53,779	Nov. 9	L	27-40	Washington State	Pullman, Wash.	21,520
Nov. 23	W	16-13	#20 (coaches) ASU Sun Bowl	Tempe, Ariz.	72,345	Nov. 16	W	31-14	Southern Cal. (TV)	Tucson	41,053
Dec. 28	T	13-13	Georgia	El Paso, Texas	52,203	Nov. 23	L	14-37	Arizona State	Tempe, Ariz.	73,427
1986 (Won 9, Lost 3)						1992 (Won 6, Lost 5, Tied 1)					
Coach Larry Smith - Captain Byron Evans						Coach: Dick Tomey - Captains: Heath Bray, Richard Maddox, George Malauulu, Ty Parten					
Sept. 6	W	37-3	Houston	Tucson	52,433	Sept. 5	W	49-3	Utah State	Tucson	37,239
Sept. 13	W	37-10	Colorado State	Tucson	49,003	Sept. 12	L	20-23	Washington St. (TV)	Tucson	39,112
Sept. 20	W	41-17	Oregon	Eugene, Ore.	28,773	Sept. 19	T	14-14	Oregon State	Corvallis, Ore.	25,107
Sept. 27	W	24-21	Colorado (TV)	Boulder, Colo.	41,024	Sept. 26	L	7-8	#1 Miami	Miami, Fla.	47,049
Oct. 11	L	25-32	UCLA (TV)	Pasadena, Calif.	51,279	Oct. 3	W	23-3	#11 UCLA (TV)	Tucson	50,708
Oct. 18	W	23-12	Oregon State	Tucson	52,669	Oct. 17	W	21-6	#8 Stanford	Palo Alto, Calif.	47,217
Oct. 25	W	33-16	California	Tucson	49,016	Oct. 24	W	24-17	California (TV)	Berkeley, Calif.	46,000
Nov. 1	L	13-20	#18 USC	Tucson	55,046	Oct. 31	W	30-0	New Mexico State	Tucson	38,463
Nov. 8	W	31-6	Washington State	Pullman, Wash.	17,000	Nov. 7	W	16-3	#1 Washington (TV)	Tucson	58,510
Nov. 22	W	34-17	#4 Arizona State (TV)	Tucson	58,267	Nov. 14	L	7-14	#18 USC (TV)	Los Angeles, Calif.	53,849
Nov. 30	L	24-29	Stanford (TV)	Tokyo, Japan	55,000	Nov. 21	L	6-7	Arizona State	Tucson	58,095
Dec. 27	W	30-21	North Carolina (TV)	Honolulu, Hawaii	26,743	Dec. 31	L	15-20	John Hancock Bowl Baylor (TV)	El Paso, Texas	41,622
1987 (Won 4, Lost 4, Tied 3)						1993 (Won 10, Lost 2)					
Coach Dick Tomey - Captains Chuck Cecil, Randy Kindred, Kevin McKinney, Charles Webb						Coach Dick Tomey - Captains Brant Boyer, Billy Johnson, Jey Phillips					
Sept. 12	L	14-15	Iowa	Tucson	57,284	Sept. 4	W	24-6	Texas-El Paso	Tucson	44,414
Sept. 19	W	20-9	New Mexico	Tucson	46,094	Sept. 11	W	16-13	Pacific	Tucson	42,292
Sept. 26	L	24-34	#13 UCLA	Pasadena, Calif.	55,823	Sept. 18	W	16-14	Illinois	Champaign, Ill.	51,110
Oct. 3	W	45-7	Bowling Green	Tucson	43,948	Sept. 25	W	33-0	Oregon State	Corvallis, Ore.	27,215
Oct. 10	T	23-23	California	Berkeley, Calif.	35,000	Oct. 2	W	38-7	Southern Cal (TV)	Tucson	56,075
Oct. 17	W	31-17	Oregon State	Tucson	48,494	Oct. 16	W	27-24	Stanford (TV)	Tucson	57,799
Oct. 24	L	28-45	Washington State	Pullman, Wash.	22,269	Oct. 23	W	9-6	#25 WSU (TV)	Tucson	46,675
Oct. 31	W	23-13	Stanford	Palo Alto, Calif.	34,000	Oct. 30	L	17-37	#15 UCLA (TV)	Pasadena, Calif.	66,656
Nov. 7	T	21-21	Washington	Tucson	50,021	Nov. 6	W	31-10	Oregon	Tucson	57,309
Nov. 14	L	10-12	Southern California	Los Angeles, Calif.	51,428	Nov. 13	L	20-24	California (TV)	Berkeley, Calif.	35,000
Nov. 28	T	24-24	Arizona State (TV)	Tempe, Ariz.	70,839	Nov. 26	W	34-20	Arizona State (TV)	Tempe, Ariz.	73,115
1988 (Won 7, Lost 4)						Jan. 1 W 29-0 IBM OS/2 Fiesta Bowl #10 Miami (Fla.) (TV) Tempe, Ariz. 72,260 1994 (Won 8, Lost 4) Coach Dick Tomey - Captains Ontiwaun Carter, Sean Harris, Steve McLaughlin, Warner Smith					
Sept. 3	W	24-13	Oregon State	Corvallis, Ore.	23,142	Sept. 1	W	19-14	Georgia Tech (TV)	Atlanta, Ga.	45,112
Sept. 10	W	35-19	Texas Tech	Tucson	46,334	Sept. 10	W	44-0	New Mexico State	Tucson	52,889
Sept. 17	L	10-28	#4 Oklahoma	Norman, Okla.	75,004	Sept. 24	W	34-10	Stanford (TV)	Palo Alto, Calif.	42,593
Sept. 24	W	55-0	Eastern Michigan	Tucson	46,532	Oct. 1	W	30-10	Oregon State	Tucson	54,245
Oct. 1	L	15-38	#3 Southern Cal (TV)	Tucson	52,314	Oct. 8	L	16-21	#23 Colorado State	Tucson	56,534
Oct. 15	W	45-28	#20 Wash.St. (TV)	Tucson	48,287	Oct. 15	W	10-7	#20 Wash.St. (TV)	Pullman, Wash.	37,600
Oct. 22	L	3-24	#1 UCLA (TV)	Tucson	49,922	Oct. 22	W	34-24	UCLA (TV)	Tucson	58,817
Oct. 29	L	7-10	California (TV)	Tucson	47,182	Oct. 29	L	9-10	Oregon (TV)	Eugene, Ore.	36,760
Nov. 5	W	16-13	Washington	Seattle, Wash.	65,504	Nov. 5	W	13-6	California	Tucson	58,374
Nov. 12	W	41-27	Oregon (TV)	Tucson	40,367	Nov. 12	L	28-45	#17 USC (TV)	Los Angeles, Calif.	61,264
Nov. 26	W	28-18	Arizona State (TV)	Tucson	56,978	Nov. 25	W	28-27	Arizona State (TV) Freedom Bowl	Tucson	58,810
1989 (Won 8, Lost 4)						Dec. 27 L 13-16 #14 Utah (TV) Anaheim, Calif. 27,477 1995 (Won 6, Lost 5) Coach Dick Tomey - Captains Tedy Bruschi, Brandon Sanders, Dan White					
Sept. 2	W	19-3	Stanford (TV)	Tucson	48,712	Sept. 2	W	41-9	Pacific	Tucson	48,434
Sept. 9	L	14-24	Texas Tech	Lubbock, Tex.	35,940	Sept. 7	W	20-19	Georgia Tech (TV)	Tucson	46,786
Sept. 16	W	6-3	#6 Oklahoma	Tucson	50,931	Sept. 16	L	7-9	Illinois (TV)	Champaign, Ill.	57,134
Sept. 23	W	20-17	#11 Washington (TV)	Tucson	50,935	Sept. 23	L	10-31	#5 Southern Cal (TV)	Tucson	58,503
Sept. 30	L	10-16	Oregon (TV)	Eugene, Ore.	39,631	Sept. 30	W	20-15	California (TV)	Tucson	44,564
Oct. 14	W	42-7	#22 UCLA (TV)	Tucson	51,562	Oct. 14	L	10-17	UCLA (TV)	Los Angeles, Calif.	43,798
Oct. 21	W	23-21	#15 Wash.State	Pullman, Wash.	36,090	Oct. 21	L	17-31	Washington	Tucson	58,471
Oct. 28	W	38-14	Pacific	Tucson	46,449	Oct. 28	W	24-14	Washington St. (TV)	Pullman, Wash.	32,924
Nov. 4	L	28-29	California (TV)	Berkeley, Calif.	29,000	Nov. 4	W	14-9	Oregon State (TV)	Corvallis, Ore.	22,913
Nov. 11	L	3-24	#9 Southern Cal (TV)	Tucson	52,606	Nov. 11	L	13-17	Oregon (TV)	Tucson	53,736
Nov. 25	W	28-10	Arizona State	Tempe, Ariz.	74,926	Nov. 24	W	31-28	Arizona State (TV)	Tempe, Ariz.	67,606
Dec. 31	W	17-10	N. Carolina State (TV)	Tucson	37,237	1996 (Won 5, Lost 6)					
1990 (Won 7, Lost 5)						Coach Dick Tomey - Captains Joe Salave'a, Armon Williams, Richard Dice					
Sept. 8	W	28-16	#11 Illinois	Tucson	53,330	Aug. 31	W	23-3	Texas-El Paso	Tucson	40,388
Sept. 15	W	25-10	New Mexico	Albuquerque, N.M.	26,472	Sept. 7	L	20-21	Iowa (TV)	Iowa City, Iowa	68,267
Sept. 22	W	22-17	#23 (coaches) Ore	Tucson	53,283	Sept. 14	W	41-0	Illinois (TV)	Tucson	43,012
Sept. 29	L	25-30	California (TV)	Tucson	52,731	Sept. 21	L	17-31	#24 Washington (TV)	Seattle, Wash.	73,414
Oct. 6	W	28-21	UCLA (TV)	Pasadena, Calif.	50,156	Oct. 5	W	34-26	Washington St.	Tucson	47,405
Oct. 13	L	21-35	Oregon State	Corvallis, Ore.	21,623						
Oct. 20	W	35-26	#15 USC (TV)	Los Angeles, Calif.	68,212						
Oct. 27	W	42-34	Washington St. (TV)	Tucson	55,520						

2014 Arizona Football Media Guide

Oct. 12	L	7-14	Southern Cal (TV)	Los Angeles, Calif.	51,088
Oct. 26	W	33-7	Oregon State	Tucson	43,716
Nov. 2	L	55-56	California [4 OT]	Berkeley, Calif.	35,000
Nov. 9	L	31-49	Oregon	Eugene, Ore.	40,721
Nov. 16	W	35-17	UCLA	Tucson	47,171
Nov. 23	L	14-56	Arizona State	Tucson	59,920

1997 (Won 7, Lost 5)

Coach: Dick Tomey • Captains Rusty James, Jimmy Sprotte, Rodney Williams

Sept. 4	L	9-16	Oregon (TV)	Eugene, Ore.	38,035
Sept. 13	W	24-10	Alabama-Birmingham Tucson		36,309
Sept. 20	L	20-26	#9 Ohio State (TV)	Columbus, Ohio	91,152
Sept. 27	L	27-40	#24 UCLA (TV)	Pasadena, Calif.	50,188
Oct. 4	W	31-28	San Diego State	Tucson	39,195
Oct. 11	W	28-22	#16 Stanford (TV)	Tucson	40,273
Oct. 18	L	28-58	#10 Washington (TV)	Tucson	50,585
Oct. 25	L	34-35 OT	#10 Wash. St. (TV)	Pullman, Wash.	31,137
Nov. 8	W	27-7	Oregon State	Tucson	39,754
Nov. 15	W	41-38 OT2	California (TV)	Tucson	37,111
Nov. 28	W	28-16	#12 Ariz. State (TV)	Tempe, Ariz.	73,682
Dec. 27	W	20-14	New Mexico (TV)	Tucson	49,385

1998 (Won 12, Lost 1)

Coach: Dick Tomey • Captains Chris McAlister, Kelvin Eafon, Barrett Baker

Sept. 3	W	27-6	Hawaii (ESPN2)	Honolulu, Hawaii	38,745
Sept. 12	W	31-14	Stanford (KTTU)	Stanford, Calif.	30,096
Sept. 19	W	35-11	Iowa (FOX Sports Net)	Tucson	52,634
Sept. 24	W	35-16	San Diego State (ESPN)	San Diego, Calif.	23,811
Oct. 3	W	31-28	#20 Washington (FSN)	Seattle, Wash.	71,469
Oct. 10	L	28-52	#5 UCLA (Fox Sports)	Tucson	58,738
Oct. 17	W	28-7	Ore. State (KTTU)	Corvallis, Ore.	30,231
Oct. 24	W	45-7	Northeast La. (KTTU)	Tucson	39,218
Oct. 31	W	38-3	#12 Oregon (FSN synd.)	Tucson	44,931
Nov. 7	W	41-7	Washington St. (KTTU)	Tucson	47,761
Nov. 14	W	27-23	California (FS synd.)	Berkeley, Calif.	36,500
Nov. 27	W	50-42	Arizona State (Fox Net)	Tucson	57,953
Dec. 30	W	23-20	Culligan Holiday Bowl #9 Nebraska (ESPN)	San Diego, Calif.	65,354

1999 (Won 6, Lost 6)

Coach Dick Tomey • Captains Dennis Northcutt, Marcus Bell, DaShon Palk

Aug. 28	L	7-41	#3 Penn State (ABC)	University Park, Pa.	97,168
Sept. 5	W	35-31	Texas Christian (FSN)	Fort Worth, Texas	34,612
Sept. 11	W	34-19	Middle Tennessee (FSNA)	Tucson	48,573
Sept. 18	L	22-50	Stanford (FSN)	Tucson	47,273
Sept. 25	W	30-24	Washington St. (FSNA)	Pullman, Wash.	26,787
Oct. 9	W	31-24	#22 Southern Cal (ABC)	Tucson	51,418
Oct. 16	W	34-21	Texas-El Paso (FSNA)	Tucson	47,776
Oct. 23	L	41-44	Oregon (FSN)	Tucson	55,251
Oct. 30	W	33-7	UCLA (FSNA)	Los Angeles	42,612
Nov. 6	L	25-33	Washington (ABC)	Tucson	56,614
Nov. 13	L	20-28	Oregon State (FSN)	Corvallis, Ore.	33,314
Nov. 27	L	27-42	Arizona State (ABC)	Tempe, Ariz.	68,102

2000 (Won 5, Lost 6)

Coach Dick Tomey • Captains Adrian Koch, Joe Tafoya, Ortege Jenkins

Sept. 2	W	17-3	Utah (ESPN2)	Salt Lake City, Utah	41,352
Sept. 9	L	17-27	#18 Ohio State (FSN)	Tucson	57,367
Sept. 16	W	17-3	San Diego State (KWBA)	Tucson	44,973
Sept. 30	W	27-3	Stanford (WB/FSNA)	Stanford, Calif.	31,165
Oct. 7	W	31-15	#22 Southern Cal (ABC)	Los Angeles, Calif.	49,342
Oct. 14	W	53-47 OT3	Washington St. (KWBA)	Tucson	50,350
Oct. 21	L	10-14	#7 Oregon (FSN)	Eugene, Ore.	45,950
Oct. 28	L	24-27	UCLA (ABC)	Tucson	45,540
Nov. 4	L	32-35	#8 Washington (ABC)	Seattle, Wash.	70,411
Nov. 11	L	9-33	#10 Oregon State (FSN)	Tucson	44,109
Nov. 24	L	17-30	Arizona State (FSN)	Tucson	54,297

2001 (Won 5, Lost 6)

Coach John Mackovic • Captains S.Grace, Brandon Nash, Anthony Thomas

Aug. 30	W	23-10	at San Diego State (ESPN2)	San Diego	28,366
Sept. 8	W	36-29	Idaho (FSNA)	Tucson	44,250
Sept. 22	W	38-21	Nevada-Las Vegas (KWBA)	Tucson	47,031
Sept. 29	L	21-48	*Washington State (KWBA)	Tucson	42,729
Oct. 6	L	28-63	#8 *Oregon (FSN)	Tucson	45,258
Oct. 13	L	3-38	*at Oregon State (FSN)	Corvallis, Ore.	36,619
Oct. 20	L	28-31	*at #15 Wash. (FSN Syn)	Seattle	71,108
Oct. 27	L	34-41	*USC (FSN Syn)	Tucson	46,399
Nov. 3	W	38-24	*at Cal KWBA (FSNA)	Berkeley, Calif.	26,222
Nov. 10	L	37-51	*Stanford (ABC West)	Tucson	40,632
Nov. 23	W	34-21	*at Arizona State (FSN)	Tempe, Ariz.	55,831

2002 (Won 4, Lost 8)

Coach John Mackovic • L.Briggs, J.Johnson, M.Freitas, B.Wade, J.Worcester

Aug. 31	W	37-3	Northern Arizona (FSNA)	Tucson	48,446
Sept. 14	W	23-17	Utah (FSNA)	Tucson	44,243
Sept. 21	L	10-31	at #22 Wisconsin (ESPN2)	Madison, Wis.	78,582
Sept. 28	W	14-9	North Texas	Tucson	37,917

Oct. 5	L	14-31	#8 Oregon (FSN)	Tucson	47,356
Oct. 12	L	28-32	at #22 Washington (FSNA)	Seattle	71,016
Oct. 17	L	6-16	at Stanford (FSNA-KWBA)	Palo Alto	33,800
Oct. 26	L	13-21	#9 Washington State (FSN)	Tucson	46,462
Nov. 2	L	3-38	at Oregon State (FSNA)	Corvallis, Ore.	36,644
Nov. 9	L	7-37	UCLA (FSNA)	Tucson	43,613
Nov. 16	W	52-41	at California	Berkeley	28,808
Nov. 29	L	20-34	Arizona State (FSN)	Tucson	47,005

2003 (Won 2, Lost 10)

Coach John Mackovic/Mike Hankwitz • R. Sampay, C. Hardt, G. Love

Aug. 30	W	42-7	UTEP	Tucson	40,264
Sept. 6	L	13-59	#13 LSU (TBS national)	Tucson	46,110
Sept. 13	L	10-48	Oregon (TBS national)	Tucson	40,462
Sept. 20	L	7-59	#25 Purdue	W. Lafayette	52,310
Sept. 27	L OT	10-13	#19 TCU (FSNA-KWBA)	Tucson	40,515
Oct. 4	L	7-30	#14 Washington St. (FSNA)	Pullman, Wash.	34,923
Oct. 11	L	21-24	UCLA (FSN)	Tucson	44,481
Oct. 25	L	14-42	California	Berkeley, Calif.	33,249
Nov. 1	L	23-52	Oregon State (FSNA)	Corvallis, Ore.	36,168
Nov. 8	W	27-22	Washington (FSNA)	Tucson	48,319
Nov. 15	L	0-45	#2 USC (TBS national)	Tucson	39,201
Nov. 28	L	7-28	Arizona State (FSN)	Tempe, Ariz.	55,498

2004 (Won 3, Lost 8)

Coach: Mike Stoops • Captains: Darrell Brooks, Mike Bell, Steve Fleming, Andre Torrey, Keoki Fraser, Carlos Williams

Sept. 4	W	21-3	Northern Arizona (FSNAZ)	Tucson	49,741
Sept. 11	L	6-23	#17 Utah (FSNAZ)	Tucson	52,790
Sept. 18	L	7-9	#20 Wisconsin (FSN)	Tucson	50,275
Oct. 2	L	19-20	Washington State (ABC)	Tucson	43,579
Oct. 9	L	17-31	at UCLA	Los Angeles	57,638
Oct. 16	L	14-28	at Oregon	Eugene, Ore.	58,237
Oct. 23	L	0-38	#7 California	Tucson	52,049
Oct. 30	L	14-28	Oregon State	Tucson	47,245
Nov. 6	W	23-13	at Washington	Seattle	63,225
Nov. 13	L	9-49	at #1 USC (FSN)	Los Angeles	80,167
Nov. 26	W	34-27	#18 Arizona State (FSN)	Tucson	55,095

2005 (Won 3, Lost 8)

Coach: Mike Stoops • Captains: Darrell Brooks, Mike Bell, Gilbert Harris, Kili Lefotu (*results of game below later vacated by NCAA)

Sept. 2	L	24-27	at Utah (ESPN)	Salt Lake City	45,528
Sept. 10	W	31-12	Northern Arizona (FSNAZ)	Tucson	55,728
Sept. 17	L	24-31	#12 Purdue	Tucson	56,400
Oct. 1	L	0-28	at #12 California (TBS)	Berkeley, Calif.	55,944
Oct. 8	L	21-42	at #1 USC (FSN)	Los Angeles	90,221
Oct. 15	L	16-20	Stanford	Tucson	54,216
Oct. 22	L	21-28	#15 Oregon	Tucson	48,052
Oct. 29	W	29-27	at Oregon State	Corvallis, Ore.	40,759
Nov. 5	W	52-14	#7 UCLA (FSNW2)	Tucson	55,775
Nov. 12	L	14-38	Washington (FSNAZ)	Tucson	52,505
Nov. 25	L	20-23	at Arizona State (FSN)	Tempe, Ariz.	67,635

2006 (Won 6, Lost 6)

Coach: Mike Stoops • Captains: A. Cason, S. Steptoe, S. Larsen, M. Johnson

Sept. 2	W	16-13	Brigham Young (TBS)	Tucson	58,450
Sept. 9	L	3-45	at #8 LSU (ESPN2)	Baton Rouge	92,221
Sept. 16	W	28-10	Stephen F. Austin (FSNA)	Tucson	47,402
Sept. 23	L	3-20	#3 USC (ABC)	Tucson	58,801
Sept. 30	L	10-21	Washington	Tucson	55,409
Oct. 7	L	7-27	at UCLA (FSNA)	Pasadena, Calif.	65,644
Oct. 14	W	20-7	at Stanford	Palo Alto, Calif.	39,317
Oct. 21	L	10-17	Oregon State	Tucson	57,113
Nov. 4	W	27-17	at #25 WSU	Pullman, Wash.	35,117
Nov. 11	W	24-20	#8 California (ABC)	Tucson	55,519
Nov. 18	W	37-10	at Oregon (FSNA)	Eugene, Ore.	58,029
Nov. 25	L	14-28	Arizona State (FSN)	Tucson	57,895

2007 (Won 5, Lost 7)

Coach: Mike Stoops • Captains: Cason, Larsen, E. Britton, Tuitama, A. Johnson

Sept. 1	L	7-20	Brigham Young (Versus)	Provo, Utah	64,525
Sept. 8	W	45-24	Northern Arizona	Tucson	52,638
Sept. 16	L	27-29	New Mexico (FSNA)	Tucson	51,996
Sept. 22	L	27-45	#8 Cal (Versus)	Berkeley, Calif.	56,021
Sept. 29	W	48-20	Washington St. (FSNA)	Tucson	50,945
Oct. 6	L	16-31	Oregon State	Corvallis, Ore.	40,489
Oct. 13	L	13-20	#10 USC (ABC)	Los Angeles	84,671
Oct. 20	L	20-21	Stanford (FSNA)	Tucson	55,270
Oct. 27	W	48-41	Washington (FSNA-syn)	Seattle	61,124
Nov. 3	W	34-27	UCLA (ABC)	Tucson	51,727
Nov. 15	W	34-24	#2 Oregon (ESPN)	Tucson	50,387
Dec. 1	L	17-20	#13 Arizona State (ESPN2)	Tempe, Ariz.	71,706

2008 (Won 8, Lost 5)

Coach: Mike Stoops • Capt: Britton, Ness, R. Palmer, M.Thomas, Tuitama

Aug. 31	W	70-0	Idaho	Tucson	47,511
Sept. 6	W	41-16	Toledo	Tucson	50,939
Sept. 13	L	28-36	New Mexico (CBSC)	Albuquerque	32,337

2014 Arizona Football Media Guide

Sept. 20	W	31-10	UCLA (FSN)	Pasadena, Calif.	65,434	Nov. 16	L	17-24	Washington State (Pac-12 Networks)	Tucson	42,080
Oct. 4	W	48-14	Washington (Versus)		55,624	Nov. 23	W	42-16	#5 Oregon (ABC/ESPN2)	Tucson	45,777
Oct. 11	L	23-24	Stanford	Palo Alto, Calif.	30,689	Nov. 30	L	21-58	#13 Arizona State (ESPN)	Tempe	72,542
Oct. 18	W	42-27	#25 California (FSNA)	Tucson	48,372				AdvoCare V100 Bowl		
Oct. 25	L	10-17	#6 USC (FSN)	Tucson	57,427	Dec. 31	W	42-19	Boston College (ESPN)	Shreveport	36,917
Nov. 8	W	59-28	Washington State	Pullman, Wash.	24,118						
Nov. 15	L	45-55	Oregon (FSAZ)	Eugene, Ore.	58,368						
Nov. 22	L	17-19	#22 Oregon State (Vs)	Tucson	48,503						
Dec. 6	W	31-10	Arizona State (ESPN)	Tucson	58,704						
			Las Vegas Bowl								
Dec. 20	W	31-21	#17 BYU (ESPN)	Las Vegas	40,047						

2009 (Won 8, Lost 5)

Coach: Mike Stoops • Captains: C. Nelson, E. Mitchell, T. Turner, C. Baxter

Sept. 5	W	19-6	Central Michigan (KWBA)	Tucson	51,683
Sept. 12	W	34-17	Northern Arizona (KGUN)	Tucson	50,623
Sept. 19	L	17-27	at Iowa (ABC/ESPN2)	Iowa City, Iowa	70,585
Sept. 26	W	37-32	at Oregon State (Versus)	Corvallis, Ore.	42,119
Oct. 10	L	33-36	at Washington (FSAZ)	Seattle	61,621
Oct. 17	W	43-38	Stanford (Versus)	Tucson	53,479
Oct. 24	W	27-13	UCLA (FSAZ)	Tucson	51,440
Nov. 7	W	48-7	Washington State (FCS)	Tucson	50,242
Nov. 14	L	16-24	at California (Versus)	Berkeley, Calif.	53,347
Nov. 21	L	41-44 (20T)	#11 Oregon (ABC)	Tucson	57,863
Nov. 28	W	20-17	at Arizona State (ABC)	Tempe, Ariz.	55,989
Dec. 5	W	21-17	at #20 USC (ABC)	Los Angeles	83,753
			Pacific Life Holiday Bowl		
Dec. 30	L	0-33	vs. #20 Nebraska (ESPN)	San Diego	64,607

2010 (Won 7, Lost 6)

Coach: Mike Stoops • Captains: C. Baxter, N. Foles, L. Mikaele, B. Reed

Sept. 3	W	41-2	at Toledo (ESPN)	Toledo	25,907
Sept. 11	W	52-6	The Citadel (KWBA)	Tucson	54,814
Sept. 18	W	34-27	#9 Iowa (ESPN)	Tucson	57,864
Sept. 25	W	10-9	California (KWBA)	Tucson	50,906
Oct. 9	L	27-29	Oregon State (Versus)	Tucson	56,054
Oct. 16	W	24-7	at Wash State (Versus)	Pullman, Wash.	23,955
Oct. 23	W	44-14	Washington (ESPN)	Tucson	56,244
Oct. 30	W	29-21	at UCLA (FSN)	Pasadena, Calif.	53,408
Nov. 6	L	17-42	at #10 Stanford (ABC)	Palo Alto, Calif.	43,506
Nov. 13	L	21-24	USC (ABC)	Tucson	54,722
Nov. 26	L	29-48	at #1 Oregon (ESPN)	Eugene, Ore.	59,990
Dec. 2	L	29-30	Arizona State (ESPN)	Tucson	56,253
			Valero Alamo Bowl		
Dec. 29	L	10-36	#14 Oklahoma State (ESPN)	San Antonio	57,593

2011 (Won 4, Lost 8)

Coach: Mike Stoops/Tim Kish • Captains: Antolin, Foles, Golden, Vassallo, Wade

		%First Pac-12 Game			
Sept. 3	W	41-10	NAU (FSAZ)	Tucson	51,761
Sept. 8	L	14-37	at #9 Okla State (ESPN)	Stillwater	54,654
Sept. 17	L %	10-37	#6 Stanford (ESPN)	Tucson	49,636
Sept. 24	L	31-56	#10 Oregon (ESPN2)	Tucson	56,096
Oct. 1	L	41-48	at USC (FSN)	Los Angeles	63,707
Oct. 8	L	27-37	at Oregon State (FCS Pac)	Corvallis	40,403
Oct. 20	W	48-12	UCLA (ESPN Thursday)	Tucson	46,656
Oct. 29	L	31-42	at Washington (FSN)	Seattle	59,825
Nov. 5	L	21-34	Utah (KWBA/FSAZ+)	Tucson	50,839
Nov. 12	L	29-48	at Colorado (FCS Pac)	Boulder	48,111
Nov. 19	W	31-27	at ASU (FSAZ)	Tempe	72,694
Nov. 26	W	45-37	Louisiana	Tucson	38,819

2012 (Won 8, Lost 5)

Coach: Rich Rodriguez • Captains: Biskin, Quinn, Scott, Fischer

Sept. 1	W	24-17 OT	Toledo (ESPNU)	Tucson	48,670
Sept. 8	W	59-38	#19 Oklahoma State (P12N)	Tucson	45,602
Sept. 15	W	56-0	South Carolina State (P12N)	Tucson	43,919
Sept. 22	L	0-49	#3 Oregon (ESPN)	Eugene	58,334
Sept. 29	L	35-38	#18 Oregon State (P12N)	Tucson	44,153
Oct. 6	L	48-54 OT	#18 Stanford (FOX)	Palo Alto	48,204
Oct. 20	W	52-17	Washington (P12N)	Tucson	50,148
Oct. 27	W	39-36	#10 USC (ESPN/ABC)	Tucson	47,822
Nov. 3	L	10-66	#25 UCLA (P12N)	Pasadena	81,673
Nov. 10	W	56-31	Colorado (FX)	Tucson	51,236
Nov. 17	W	34-24	Utah (ESPNU)	Salt Lake City	45,031
Nov. 23	L	34-41	Arizona State (ESPN)	Tucson	51,901
			Gildan New Mexico Bowl		
Dec. 15	W	49-48	Nevada (ESPN)	Albuquerque	24,610

2013 (Won 8, Lost 5)

Coach: Rich Rodriguez • Captains: Fischer, Miller, Tuihalamaka

Aug. 30	W	35-0	NAU (Pac-12 Networks)	Tucson	53,793
Sept. 7	W	58-13	UNLV (CBS Sports)	Las Vegas	26,950
Sept. 14	W	38-13	UTSA (Pac-12 Networks)	Tucson	41,661
Sept. 28	L	13-31	#16 Washington (FOX)	Seattle	65,815
Oct. 10	L	31-38	USC (FOX Sports 1)	Los Angeles	64,215
Oct. 19	W	35-24	Utah (Pac-12 Networks)	Tucson	50,871
Oct. 26	W	44-20	Colorado (Pac-12 Networks)	Boulder	38,679
Nov. 2	W	33-28	California (Pac-12 Networks)	Berkeley	41,874
Nov. 9	L	26-31	#16 UCLA (ESPN)	Tucson	51,531

Nov. 16	L	17-24	Washington State (Pac-12 Networks)	Tucson	42,080
Nov. 23	W	42-16	#5 Oregon (ABC/ESPN2)	Tucson	45,777
Nov. 30	L	21-58	#13 Arizona State (ESPN)	Tempe	72,542
			AdvoCare V100 Bowl		
Dec. 31	W	42-19	Boston College (ESPN)	Shreveport	36,917

Arizona on Television

Year	Date	Opponent	Score	Att.	Network
1963	Oct. 19	Oregon	12-28	18,564	CBS
1964	Oct. 31	at Air Force	0-7	32,325	NBC
1965	Sept. 18	at Utah	16-9	11,063	NBC
1968	Dec. 28	Auburn (Sun Bowl)	10-34	32,302	CBS
1969	Sept. 20	at Wyoming	7-23	20,400	ABC
1970	Dec. 5	at Arizona State (N)	6-10	38,500	ABC
1971	Oct. 2	Texas Tech	10-13	31,000	ABC
1972	Oct. 14	at New Mexico	27-15	15,672	ABC
1973	Oct. 27	Utah	42-21	34,219	ABC
1974	Oct. 26	Brigham Young	13-37	34,116	ABC
1977	Sept. 17	San Diego State	14-21	42,135	ABC
1977	Nov. 25*	at Arizona State (N)	7-23	56,326	ABC
1979	Sept. 22	Texas Tech (AM)	14-14	40,476	ABC
1979	Dec. 25	# Pittsburgh (Fiesta Bowl)	10-16	55,347	NBC
1980	Nov. 29	Arizona State	7-44	53,108	ABC
1982	Oct. 30	at Washington State	34-17	27,412	ABC
1983	Oct. 1	at California	33-33	40,018	ABC
1983	Nov. 26	at Arizona State	17-15	70,033	CBS
1985	Dec. 28	# Georgia (Sun Bowl)	13-13	52,203	CBS
1986	Sept. 27	at Colorado (AM)	24-21	41,024	Raycom
	Oct. 11	at UCLA (AM)	25-32	51,279	CBS
	Nov. 22	# Arizona State	34-17	58,267	CBS
	Nov. 30	# Stanford (Tokyo, Japan)	24-29	55,000	ESPN
	Dec. 27	# North Carolina (Aloha Bowl)(AM)	30-21	26,793	ABC
1987	Nov. 28	# at Arizona State	23-23	70,839	ABC
1988	Oct. 1	Southern California (N)	16-38	53,314	Pac-10
	Oct. 15	Washington State (N)	45-28	48,287	Pac-10
	Oct. 22	UCLA	3-24	49,922	ABC
	Oct. 29	California (N)	7-10	47,182	Pac-10
	Nov. 12	Oregon (N)	41-27	40,367	Pac-10
	Nov. 26	Arizona State (T)	28-18	56,978	Pac-10
1989	Sept. 2	Stanford (N)	19-3	48,712	Prime
	Sept. 23	Washington (N)	20-17	50,935	Prime
	Sept. 30	at Oregon	10-16	39,631	Prime
	Oct. 14	UCLA	42-7	51,562	ABC
	Nov. 4	at California	28-29	29,000	ABC
	Nov. 11	Southern California	3-24	52,606	ABC
	Dec. 31	# NCSate (Copper Bowl-N)	17-10	37,237	Turner
1990	Sept. 29	California	25-30	52,731	Prime
	Oct. 6	at UCLA	28-27	50,156	ABC
	Oct. 27	Washington State (N)	42-34	55,520	Prime
	Nov. 3	at Washington	10-54	70,111	ABC
	Nov. 24	Arizona State (N)	21-17	57,112	Prime
	Dec. 25	# Syracuse (Aloha Bowl) (AM)	0-28	32,217	ABC
1991	Sept. 7	at Ohio State	14-38	92,743	ABC
	Sept. 14	Stanford	28-23	43,055	Prime
	Sept. 21	California (N)	21-23	46,715	Prime
	Oct. 5	at Washington	0-54	72,495	Prime
	Nov. 16	Southern California (T)	31-14	41,053	Prime
	Nov. 23	at Arizona State (N)	14-37	73,427	Prime
1992	Sept. 12	Washington State (T)	20-23	39,112	Prime
	Oct. 3	UCLA (N)	23-3	50,708	Prime
	Oct. 28	at California (T)	24-17	46,000	Prime
	Nov. 7	Washington	16-3	58,510	ABC
	Nov. 14	at Southern California	7-14	53,849	ABC
	Dec. 31	# Baylor (Hancock Bowl)	15-20	41,622	CBS
1993	Oct. 2	Southern California (T)	38-7	56,075	ABC
	Oct. 16	Stanford (N)	27-24	57,799	Prime
	Oct. 23	Washington State	9-6	46,675	ABC
	Oct. 30	at UCLA (N)	17-37	66,656	ESPN
	Nov. 13	at California	20-24	35,000	ABC
	Nov. 26	at Arizona State (N)	34-20	73,115	ABC
	Jan. 1,	#Miami, Fla. (Fiesta Bowl)	29-0	72,260	NBC
1994	Sept. 1	#at Georgia Tech (N)	19-14	45,112	ESPN
	Sept. 24	at Stanford	34-10	42,593	ABC
	Oct. 15	at Washington State (T)	10-7	37,600	Prime
	Oct. 22	UCLA	34-24	58,817	ABC
	Oct. 29	at Oregon	9-10	36,760	ABC
	Nov. 12	at Southern California	28-45	61,264	ABC
	Nov. 25	Arizona State (T)	28-27	58,810	ABC
	Dec. 27	#Utah (Freedom Bowl)	13-16	27,477	Raycom
1995	Sept. 7	#Georgia Tech (N)	20-19	46,786	Prime
	Sept. 16	#at Illinois (AM)	7-9	57,134	ESPN
	Sept. 23	Southern California (N)	10-31	58,503	Prime
	Sept. 30	California (T)	20-15	44,564	Prime
	Oct. 14	at UCLA (T)	10-17	43,798	ABC
	Oct. 28	at Washington State (N)	24-14	32,924	Prime
1995	Nov. 4	at Oregon State (N)	14-9	22,913	Prime
	Nov. 11	Oregon	13-17	53,736	ABC
	Nov. 24	#Arizona State (T)	31-28	67,606	Prime
1996	Sept. 7	#at Iowa	20-21	68,267	ESPN

2014 Arizona Football Media Guide

Year	Date	Opponent	Score	Att.	Network	Year	Date	Opponent	Score	Att.	Network	
1996	Sept. 14	#Illinois (N)	41-0	43,012	Fox	2008	Dec. 20	#Brigham Young (N) – Las Vegas	31-21	40,047	ESPN	
	Sept. 21	at Washington	17-31	73,414	ABC		Dec. 20	Also: FS Arizona – California, Oregon				
	Oct. 12	#at Southern California (N)	7-14	51,088	Fox	2009	Sept. 19	at Iowa	17-27	70,585	ABC/ESPN2	
Nov. 16	UCLA	35-17	47,171	ABC	Sept. 26		#at Oregon State (T)	37-32	42,119	Versus		
Nov. 23	#Arizona State (N)	14-56	59,920	Fox	Oct. 17		#Stanford (T)	43-38	53,479	Versus		
1997	Sept. 4	#at Oregon	9-16	38,035	Fox		Nov. 14	#at California (T)	16-24	53,347	Versus	
	Sept. 20	at Ohio State	20-28	91,152	ABC		Nov. 21	Oregon (N)	41-44	57,863	ABC	
	Sept. 27	#at UCLA	27-40	50,188	Fox		Nov. 28	at Arizona State	20-17	55,989	ABC	
1998	Oct. 11	#Stanford (N)	28-22	40,273	Fox		Dec. 5	#at USC	21-17	83,753	ABC	
	Oct. 18	Washington	28-58	50,585	ABC		Dec. 30	#Nebraska-Holiday Bowl (T)	0-33	64,607	ESPN	
	Oct. 25	at Washington State	34-35	31,137	ABC		Also: Wildcats TV/FSAZ: CMich., NAU, UW, UCLA					
	Nov. 15	#California (N)	41-38	37,111	Fox		2010	Sept. 3	#at Toledo (N)	41-2	25,907	ESPN
	Nov. 28	#at Arizona State (N)	28-16	73,682	Fox	Sept. 18		#Iowa (N)	34-27	57,864	ESPN	
	Dec. 27	#New Mexico (Insight Bowl) (N)	20-14	49,385	ESPN	Oct. 9		#Oregon State (T)	27-29	56,054	Versus	
	1999	Sept. 3*	#at Hawaii (T)	27-6	38,745	ESPN2		Oct. 16	#at Washington State (T)	24-7	23,955	Versus
		Sept. 19	#Iowa (N)	35-11	52,634	FSN		Oct. 23	#Washington (N)	44-14	56,244	ESPN
	Sept. 24**at	San Diego State (T)	35-15	23,811	ESPN	Oct. 30		#at UCLA	29-21	53,408	FSN	
	Oct. 3	#at Washington (N)	31-28	71,469	FSN	Nov. 6		at Stanford (N)	17-42	43,506	ABC	
	Oct. 10	#UCLA (N)	28-52	58,738	FSN	Nov. 13		Southern California (N)	21-24	54,722	ABC	
	Oct. 31	Oregon (T)	38-3	44,931	Fox Syn.	Nov. 26		#at Oregon (T)	29-48	59,990	ESPN	
Nov. 14	at California (T)	27-23	36,500	Fox Syn.	Dec. 2	#Arizona State (N) (ZOT)		29-30	56,253	ESPN		
Nov. 27	#Arizona State (N)	50-42	57,953	FSN	Dec. 29	#Oklahoma State (N) Alamogordo Bowl	10-36	57,593	ESPN			
Dec. 30	#Nebraska, Holiday Bowl (N)	23-20	65,354	ESPN	Also: Wildcats TV/KWBWA: Citadel, California							
2000	Aug. 28	#at Penn State	7-41	97,168	ABC	2011	Sept. 8	#at Oklahoma State	14-37	54,654	ESPN	
	Sept. 5	#at Texas Christian (N, +)	35-31	34,612	FSN		Sept. 17	#Stanford	10-37	49,636	ESPN	
	Sept. 18	#Stanford (N)	22-50	47,273	FSN		Sept. 24	#Oregon	31-56	56,096	ESPN2	
	Oct. 9	Southern California	31-24	51,418	ABC		Oct. 1	#at USC	41-48	63,707	FSN	
	Oct. 23	#Oregon (N)	41-44	55,251	FSN		Oct. 20	#UCLA (Thursday)	48-12	46,656	ESPN	
	Nov. 6	Washington	25-33	56,614	ABC		Oct. 29	#at Washington	31-42	59,825	FSN	
	Nov. 13	#at Oregon State (N)	20-28	33,314	FSN		Also: FSAZ NAU, FSAZ Utah, Colo FCSPac, FSAZ ASU)					
	Nov. 27	#at Arizona State	27-42	68,102	ABC		2012	Sept. 1	#Toledo (N)	24-17 OT	48,670	ESPNU
	Sept. 2	#at Utah	17-3	41,352	ESPN2			Sept. 8	Oklahoma State (N)	59-38	45,602	P12N
	Sept. 9	#Ohio State	17-27	57,367	FSN			Sept. 15	South Carolina State (N)	56-0	43,919	P12N
Oct. 7	at Southern California	31-15	49,342	ABC	Sept. 22	#Oregon (N)		0-49	58,334	ESPN		
Oct. 21	#at Oregon	10-14	45,950	FSN	Sept. 29	Oregon State (N)		35-38	44,153	P12N		
Oct. 28	UCLA	24-27	45,540	ABC	Oct. 6	#Stanford (N)		48-54 OT	48,204	FOX		
Nov. 4	at Washington	32-35	70,411	ABC	Oct. 20	Washington (N)		52-17	50,148	P12N		
Nov. 11	#Oregon State	9-33	44,109	FSN	Oct. 27	#USC (N)		39-36	47,822	ESPN2/ABC		
Nov. 24	#Arizona State (S)	17-30	54,297	FSN	Nov. 3	UCLA (N)		10-66	81,673	P12N		
Also: FSN AZ - SDSU, at Stanford, WSU					Nov. 10	#Colorado (AM)		56-31	51,236	FX		
2001	Aug. 30	#at San Diego State(S*)	23-10	28,386	ESPN2	Nov. 17	#Utah (N)	34-24	45,031	ESPNU		
	Oct. 6	#Oregon (N)	28-63	45,258	FSN	Nov. 23	#Arizona State (N)	24-41	51,901	ESPN		
	Oct. 13	#at Oregon State	3-38	36,619	FSN	Dec. 15	#Nevada-New Mexico Bowl (N)	49-48	24,610	ESPN		
	Oct. 20	at Washington	28-31	71,108	FSN	2013	Aug. 30	NAU (N)	35-0	53,793	P12N	
	Oct. 27	Southern California	34-41	46,399	FSN		Sept. 7	UNLV (N)	58-13	26,950	CBS Sports	
	Nov. 10	Stanford	37-51	40,632	ABC		Sept. 14	UTSA (N)	38-13	41,661	P12N	
	Nov. 23	#at Arizona State (S)	34-21	55,831	FSN		Sept. 28	Washington (N)	13-31	65,815	FOX	
	Also: FSN AZ - Idaho, UNLV, WSU, at California						Oct. 10	USC (N)	31-38	64,215	FOX Sports 1	
	2002	Sept. 21	#at Wisconsin (AM)	10-31	78,582		ESPN2	Oct. 19	Utah (N)	35-24	50,871	P12N
		Oct. 5	#Oregon (N)	14-31	47,356		FSN	Oct. 26	Colorado (N)	44-20	38,679	P12N
Oct. 26		Washington State	13-21	46,462	FSN		Nov. 2	California (N)	33-28	41,874	P12N	
Nov. 29		#Arizona State	20-34	47,005	FSN		Nov. 9	UCLA (N)	26-31	51,531	ESPN	
Also: FSN AZ - NAU, Utah, at UW, at Stanford, at OSU, UCLA							Nov. 16	Washington State (N)	17-24	42,080	P12N	
2003		Sept. 6	#Louisiana State	13-59	46,110	TBS	Nov. 23	Oregon (N)	42-16	45,777	ESPN2/ABC	
		Sept. 13	#Oregon	10-48	40,462	TBS	Nov. 30	Arizona State (N)	21-58	72,542	ESPN	
		Oct. 11	#UCLA	21-24	44,481	FSN	Dec. 31	Boston College (N)	42-19	36,917	ESPN	
		Nov. 15	#Southern California	0-45	39,201	TBS						
		Nov. 28	#at Arizona State	7-28	55,498	FSN						
Also: FSN AZ - TCU, at WSU, at Oregon State, UW												
2004	Sept. 18	#Wisconsin	7-9	50,275	FSN							
	Oct. 2	Washington State	19-20	43,579	ABC							
	Nov. 13	#at USC (N)	9-49	80,167	FSN							
	Nov. 26	#Arizona State	34-27	55,095	FSN							
	Also: FSN AZ - NAU, Utah games											
2005	Sept. 2	#at Utah (N)	24-27	45,528	ESPN							
	Oct. 1	#at California	0-28	55,944	TBS							
	Oct. 8	#at USC	21-42	90,221	FSN							
	Nov. 25	#at Arizona State	20-23	67,635	FSN							
	Also: FSN AZ - NAU, UW; FSN West2 - UCLA											
2006	Sept. 2	#BYU (N)	16-13	58,450	TBS							
	Sept. 9	#at LSU	3-45	92,221	ESPN2							
	Sept. 23	Southern California	3-20	58,801	ABC							
	Nov. 11	California	24-20	55,519	ABC							
	Nov. 25	#Arizona State	14-28	57,895	FSN							
Also: FSN AZ - S.F.Austin, at UCLA, at Oregon												
2007	Sept. 1	#at BYU	7-20	64,525	Versus							
	Sept. 22	#at California	27-45	56,021	Versus							
	Oct. 13	Southern California	13-20	84,671	ABC							
	Nov. 3	UCLA	34-27	51,727	ABC							
	Nov. 10	#Oregon (N)	34-24	50,387	ESPN							
Dec. 1	#at Arizona State (N)	17-20	71,706	ESPN2								
Also: FSN AZ - New Mexico, WSU, Stanford, Washington (synd.)												
2008	Sept. 13	#at New Mexico (N)	28-36	32,337	CBSC							
	Sept. 20	#at UCLA	31-10	65,434	FSN							
	Oct. 4	#Washington (N)	48-14	55,624	Versus							
	Oct. 25	#Southern California (N)	10-17	57,427	FSN							
	Nov. 22	#Oregon State (N)	17-19	48,503	Versus							
Dec. 6	#Arizona State (N)	31-10	58,704	ESPN								

* Thursday; \$ Friday; + Sunday; N Night Game; AM Morning kickoff; # National Game; T Twilight

Wildcats on Television

Overall Record (214 appearances) 102-121-4
 National Television Appearances (113) 50-60-2
 Bowl Games (16) 8-7-1

2014 Arizona Football Media Guide

Arizona in the Pro Ranks

Arizona in the 2014 NFL Draft

Three Wildcats were picked in the May 2014 draft, giving Arizona 21 picks in the last eight years. Running back Ka'Deem Carey (4th round, Chicago), cornerback Shaquille Richardson (5th round, Pittsburgh) and linebacker Marquis Flowers (6th round, Cincinnati) each got the call.

Wildcats in the Top Round of the NFL Draft

The University of Arizona has had 10 players selected in the first round of the National Football League draft, with the most recent being cornerback Antoine Cason in 2008.

Arizona first-round selections and draft order:

1939 (10)	Walter Ring Nielsen, running back, New York Giants
1968 (26)	Bill Lueck, guard, Green Bay Packers
1976 (16)	Mike Dawson, defensive tackle, St. Louis Cardinals
1984 (7)	Ricky Hunley, linebacker, Cincinnati Bengals
1990 (8)	Chris Singleton, linebacker, New England Patriots
1990 (11)	Anthony Smith, defensive tackle, Oakland Raiders
1991 (27)	John Fina, offensive tackle, Buffalo Bills
1999 (10)	Chris McAlister, cornerback, Baltimore Ravens
2000 (31)	Trung Canidate, tailback, St. Louis Rams
2008 (27)	Antoine Cason, cornerback, San Diego Chargers

Wildcats in in the NFL

Note: Players must be on regular-season active roster, taken in the most recent draft, signed for current year tryouts, otherwise affiliated as noted, to be listed. Bold signifies active.

Rnd.	Name, position, team
12	David Adams, running back, Dallas (1987)
8	Brad Anderson, wide receiver, Chicago (1984-85)
12	Jim Arneson, offensive line, Dallas (1973-74), Washington (1975)
2	Mark Arneson, linebacker, St. Louis, (1972-80)
9	Emil Banjavcic, back, Detroit (1942)
	Rod Barksdale, receiver, Dallas (1987)
	Kevin Barry, offensive line, Green Bay (2002-05; 2006 IR), Houston (IR, 2007)
6	Michael Bates, running back, Seattle (1993-94), Cleveland (1995), Carolina (1996-2000,02), Washington (2001), Dallas/NYJ (2003)
	Danny Baugher, punter, New England Patriots (2006 PS; NFL 2007)
	Colin Baxter, New York Jets (2011), San Diego (2011)
	Jerry Beasley, linebacker, British Columbia (1990-91)
4	Marcus Bell, linebacker, Seattle (2000-02), Houston (2004)
	Mike Bell, running back, Denver (2006-07), New Orleans (2008-09), Philadelphia (2010)
4	Theopolis "T" Bell, flanker, Pittsburgh (1976-80), Tampa Bay (1981-85)
	Steve Boadway, linebacker, Detroit (1987)
	Tony Bouie, defensive back, Tampa Bay (1995-98)
14	Greg Boyd, defensive back, New England (1973), New Orleans (1974)
6	Brant Boyer, linebacker, Miami (1994), Jacksonville (1995-00), Cleveland (2001-04)
3	Lance Briggs, linebacker, Chicago (2003-)
2	Eben Britton, offensive tackle, Jacksonville (2009-12), Chicago (2013-)
3	Tedy Bruschi, linebacker, New England (1996-2008)
7	Chester Burnett, linebacker, Washington (1998), Jacksonville (1999), Cleveland (2000)
9	Chris Brewer, running back, Denver (1984), Chicago (1987)
	Copeland Bryan, defensive end, Chicago (2006 PS), Buffalo (2007-08), Detroit (2009)
1 (31)	Trung Canidate, running back, St. Louis (2000-02), Washington (2003-04)
4	Ka'Deem Carey, running back, Chicago, (2014-)
	Ontiwaun Carter, running back, Calgary (1994-96)
1 (27)	Antoine Cason, cornerback, San Diego (2008-12), Arizona (2013), Carolina (2014-)
4	Chuck Cecil, safety, Green Bay (1988-92), Phoenix (1993), Houston (1995)
	Jermaine Chatman, cornerback, Denver (2004)
3	Bob Cobb, defensive end, Los Angeles (1981), Tampa Bay (1982)
	Don Corbitt, center, Washington (1948)
5	Juron Criner, receiver, Oakland (2012-)
	Larry Croom, running back, Arizona (2004)
3	Bob Crum, defensive end, St. Louis (1974)
	Jack Davis, guard, Denver (1960)
1 (16)	Mike Dawson, defensive tackle, St. Louis (1976-82), Detroit (1983), Kansas City (1984)
	Bill Demory, quarterback, N.Y. Jets (1973-74)
	Charlie Dickey, offensive line, Pittsburgh (1987)
	Curt DiGiacomo, guard, San Diego (1986), Kansas City (1988)
7	Lionel Dotson, defensive line, Miami (2008-10) Buffalo (2011)
	David Douglas, receiver, New York Giants/Tampa Bay (2012)
	Joe Drake, defensive tackle, Philadelphia (1985), San Francisco (1987)
	Biren El, receiver, Tennessee (2007 developmental)
6	Hicham El-Mashtoub, center, Houston (1995-96), Tennessee (1997)
6	Ricky Elmore, defensive end, Green Bay (2011 draft); San Francisco (2012)
7	Fred W. Enke, quarterback, Detroit (1948-51), Philadelphia (1952), Baltimore (1953-54)
4	Byron Evans, linebacker, Philadelphia (1987-94)
1 (27)	John Fina, offensive tackle, Buffalo (1992-2001), Arizona (2002-04)
6	Marquis Flowers, linebacker, Cincinnati (2014)
3	Nick Foles, quarterback, Philadelphia (2012-)
7	Nick Folk, kicker, Dallas Cowboys (2007-09), NY Jets (2010-)
	Mike Freeman, offensive line, Denver (1984, 86-87), Los Angeles Raiders (1988)
	Phil Freeman, receiver, Tampa Bay (1985-87)
	Makai Freitas, offensive tackle, Rhein-NFL (2001)
6	Makoa Freitas, offensive line, Indianapolis (2003-04)
6	Ron Gardin, back, Baltimore (1970-71), New England (1971)
	Frank Garcia, punter, Seattle (1981), Tampa Bay (1983-87)
11	Gary Gibson, linebacker, Boston Breakers (1983)
	Robert Golden, defensive back, Pittsburgh (2012-)

Rnd.	Name, position, team
	Steven Grace, center, Arizona (2002), NFL-E-Rhein (2003)
	Adam Grant, tackle, Denver (2011 practice)
	Marsharne Graves, offensive line, Denver (1984), Indianapolis (1987)
11	Marcellus Greene, defensive back, Minnesota (1984)
15	Tom Greenfield, center, Green Bay (1939-41)
	Fritz Greenlee, receiver, San Francisco (1969)
	Daniel Greer, defensive tackle, Rhein-NFL (2000-01)
5	Richard Griffith, tight end, New England (1993), Jacksonville (1995-00)
	Chris Gronkowski, fullback, Dallas (2010), Indianapolis (2011)
2	Rob Gronkowski, tight end, New England (2010-)
9	Al Gross, safety, Cleveland (1983-87)
	Gilbert Harris, running back, Kansas City (2007)
	Rickie Harris, back, Washington (1965-70), New England (1971-72)
3	Sean Harris, linebacker, Chicago (1995-2000), Indianapolis (2001)
11	Keith Hartwig, wide receiver, Green Bay (1977)
5	Larry Heater, running back, N.Y. Giants (1980-83)
4	Brad Henke, defensive line, Denver (1989)
2	Chris Henry, running back, Tennessee Titans (2007-09), Houston (2009)
2	Joe Hernandez, back, Washington (1964)
3	Derek Hill, receiver, Pittsburgh (1989-90), Phoenix (1991)
11	George Hinkle, defensive line, San Diego (1988-91), Washington/Minnesota (1992), Cincinnati (1993)
	Harry Holt, tight end, Cleveland (1983-86), San Diego (1987)
8	Mitch Hoopes, punter, Dallas (1975), San Diego (1976), Houston (1976-77), Detroit (1977)
	Jon Horton, receiver, London-NFL (1991)
	Brad Hubbert, back, San Diego (1967-70)
9	Floyd Hudlow, end, Buffalo (1965), Atlanta (1967-68)
	LaMonte Hunley, linebacker, Indianapolis (1985-86)
1 (7)	Ricky Hunley, linebacker, Denver (1984-87), Phoenix (1988), Los Angeles (1989-90)
	Chris Jennings, running back, Cleveland (2009)
7	Keshon Johnson, cornerback, Chicago (1993, 95), Green Bay (1994, 1997)
7	Michael Johnson, safety, New York Giants (2007-10)
2	Vance Johnson, receiver, Denver (1985-93, 1995)
6	John Kaiser, linebacker, Seattle (1984-86), Buffalo (1987)
	Abe "Sonny" Karnofsky, back, Philadelphia (1945), Boston (1946)
9	Mark Keel, tight end, New England (1986), Seattle/Kansas City (1987)
	Jeff Kiewel, offensive guard, Atlanta (1985-87)
6	Spencer Larsen, linebacker/fullback, Denver (2008-11), New England (2012), Tampa Bay (2013)
2	Chuck Levy, running back, Arizona (1994), San Francisco (1997-98)
3	Darryll Lewis, cornerback, Houston/Tennessee (1991-98), San Diego (1999-2000)
5	Roderick Lewis, tight end, Tennessee (1994-97)
	Warren Livingston, defensive back, Dallas (1961-66)
6	Danny Lockett, linebacker, Detroit (1987-88), London-NFL (1991-92)
7	Mike Lucky, tight end, Dallas (1999-2002)
1 (26)	Bill Lueck, guard, Green Bay (1968-74), Philadelphia (1975)
4	Brandon Manumaleuna, tight end, St. Louis (2001-05), San Diego (2006-09), Chicago (2010)
8	Stan Mataele, nose guard, Green Bay (1987)
1 (10)	Chris McAlister, cornerback, Baltimore (1999-2008), New Orleans (2009)
5	Bob McCall, back, New England (1973)
	Jeremy McDaniel, wide receiver, Buffalo (1999-2001)
6	Bill McKinley, defensive end/linebacker, Buffalo (1971)
	Marques McFadden, tackle, Atlanta (2001), Amsterdam-NFL/Dallas (2002)
3	Steve McLaughlin, place kicker, St. Louis (1995)
11	Chris McLemore, running back, Indianapolis (1987), L.A. (1987-88)
4	John Mellekas, offensive tackle, Chicago (1956-61), San Francisco (1962), Philadelphia (1963)
3	Frank Middleton, offensive guard, Tampa Bay (1997-2000), Oakland (2001-04)
	Josh Miller, punter, Pittsburgh (1996-03), New England (2003-06), Tennessee (2007)
3	Earl Mitchell, defensive tackle, Houston (2010-13), Miami (2014)
6	Darryl Morrison, safety, Washington (1993-96)
4	Edwin Mulitalo, offensive tackle, Baltimore (1999-2006), Detroit (2007-08)
	Lee Mulleaneaux, back, New York Giants (1932)
	Nate Ness, safety, Miami (2009-10), Seattle (2010), St. Louis (2011)
1 (10)	Walter Nielsen, back, N.Y. Giants (1940)
6	John Nies, punter, Buffalo (1990), Sacramento (1991)
	Earle Nolan, tackle, Chicago (1937-38)
2	Dennis Northcutt, Cleveland (2000-06), Jacksonville (2007-08), Detroit (2009)
	Jim Oldham, end, Racine (1926)
10	Hubert Oliver, fullback, Philadelphia (1981-85), Baltimore/Houston (1986)
6	Fendi Onobun, tight end, St. Louis (2010); Seattle/Washington/Jacksonville (2011), Buffalo (2011), Chicago (2013) (UA bkb)
7	Chuck Osborne, defensive tackle, St. Louis (1996), Oakland (1998-99), New England (2000)
3	Glenn Parker, offensive tackle, Buffalo (1990-96), Kansas City (1997-99), New York Giants (2000-01)
3	Ty Parten, defensive tackle, Cincinnati (1993-95), Kansas City (1997-00)
	Antonio Pierce, linebacker, Washington (2001-04), New York Giants (2005-09)
6	Scott Piper, wide receiver, Buffalo (1976)
	Jose Portilla, offensive tackle, Atlanta (1998-99)
7	DaShon Polk, linebacker, Buffalo Bills (2000-03), Houston (2004-06)
2	Brooks Reed, defensive end, Houston (2011-)
7	D'Aundre Reed, defensive end, Minnesota (2011-12), San Francisco/Jacksonville (2013)
5	Shaquille Richardson, cornerback, Pittsburgh, (2014)
4	Randy Robbins, defensive back, Denver (1984-92)
4	Mike Robinson, defensive tackle, Cleveland (1981-82)
3	Paul Robinson, back, Cincinnati (1968-72), Houston (1972-73)
5	Ruben Rodriguez, punter, Seattle (1987-89), New York Giants (1992)
	Martin Rudolph, defensive back, Denver (1987)

2014 Arizona Football Media Guide

Rnd.	Name, position, team
4	Joe Salave'a, defensive tackle, Tennessee (1998-2002, San Diego (2003), Washington (2004-06) Brandon Sanders, safety, New York Giants (1997-1998)
7	Manuia Savea, offensive lineman, Cleveland (2000)
7	Chris Schultz, offensive tackle, Dallas (1983, 1985)
5	Yusuf Scott, offensive guard, Arizona Cardinals (1999-2001)
5	Mike Scurlock, defensive back, St. Louis (1995-98), Carolina (1999) Paul Shields, running back, Indianapolis (1999-2001)
1 (8)	Chris Singleton, linebacker, New England (1990-93), Miami (1993-96) Bronco Smilanich, back, Cleveland (1939)
1 (11)	Anthony Smith, defensive line, Los Angeles (1991-97) Marcus Smith, defensive line, Baltimore (2008), Buffalo (res. 2009) Jimmy Sprotte, linebacker, Tennessee/Cincinnati (1998-99)
7	Hank Stanton, wide receiver, Boston (1946-47)
6	Syndric Steptoe, wide receiver, Cleveland (2007-09)
7	Ricky Stevenson, back, Cleveland (1970)
4	Joe Tafoya, defensive end, Chicago (2001-04), Seattle (2005-06), Arizona (2007) Robert Temple, end, Milwaukee (1940-41)
4	Mike Thomas, receiver, Jacksonville (2009-12), Detroit (2012), Arizona (2013), Houston (2014-)
3	Bobby Thompson, back, Detroit (1964-68), New Orleans (1969) Andrae Thurman, receiver, Green Bay (2004), Tennessee (2005)
2	Joe Tofflemire, center, Seattle (1989-94) Vuna Tuihalamaka, linebacker, Seattle (2010, practice) Van Tuinei, defensive end, San Diego (1997), Indianapolis (1998), Chicago (1999-2000), Paul Vassallo, linebacker, Arizona (2012 free agent)
5	Bobby Wade, receiver, Chicago (2003-05), Tennessee (2005-06), Minnesota (2007-08), Kansas City (2009)
7	Trevin Wade, cornerback, Cleveland (2012), New Orleans (2013-)
2	Jackie Wallace, defensive back, Minnesota (1974), Baltimore (1975-76), Los Angeles (1977-79) Mark Walczak, tight end, center, Buffalo/Indianapolis (1987), Phoenix (1988), San Diego (1989, 1991)
5	Rob Waldrop, defensive tackle, Kansas City (1994-95)
11	Dana Wells, defensive line, Cincinnati (1989) Ray Wells, linebacker, Tennessee (2003), San Francisco (2004) Bob Whitlow, offensive line, Washington (1960-61), Detroit (1961-65), Atlanta (1966), Cleveland (1968)
7	Armon Williams, defensive back, Tennessee (1997) Rodney Williams, receiver, Oakland (1998-1999)
2	Eddie Wilson, quarterback, Kansas City (1962-64), Boston (1965)
4	Rob Woods, offensive tackle, Cleveland (1991)
4	Joe Young, end, Denver (1960-61) Max Zendejas, kicker, Washington (1986), Green Bay (1987-88)

Super Bowl Wildcats

Former UA players have 43 overall player appearances in the NFL Championship tilt. Three former Wildcats played in Super Bowl XLII in 2008 in Glendale, Ariz., for the most in any one season. Retired linebacker Tedy Bruschi and offensive lineman Glenn Parker lead all UA players with five Super Bowls – all of Bruschi's with the New England Patriots and Parker in four with the Buffalo Bills and one with the New York Giants. Former Wildcat Bruschi, the NCAA career sack leader when he left college, has the best Super Bowl jewelry collection with three Championship rings as the starting middle linebacker for the Patriots in the 2000s. In 2008, starting linebacker Antonio Pierce and backup DB Michael Johnson took home championship rings for the New York Giants over Bruschi's Pats.

UA Super Bowl Players

Glenn Parker, OL	5 (1991-94, 2001; Buffalo and New York Giants)
Tedy Bruschi, LB	5 (1997, 2002, 2004-05, 2008; New England)
Vance Johnson, WR	3 (1987-88, 1990; Denver)
Randy Robbins, S	3 (1987-88, 1990; Denver)
John Fina, OL	2 (1993, 1994; Buffalo)
Ricky Hunley, LB	2 (1987-88; Broncos)
Mike Freeman, C	2 (1987-88; Broncos)
Theopolis Bell, WR	2 (1979-80; Steelers)
Jackie Wallace, CB	2 (1975, 1980; Minnesota, St. Louis)
Rob Gronkowski, TE	2012, New England
Mike Bell, RB	2010, New Orleans
Michael Johnson, DB	2008, New York Giants
Antonio Pierce, LB	2008, New York Giants
Lance Briggs, LB	2007, Chicago
Joe Tafoya, DE	2006, Seattle
Josh Miller, P	2005, New England
Frank Middleton, OL	2003, Oakland
Trung Canidate, RB	2002, St. Louis
Brandon Manumaleuna, TE	2002, St. Louis
Edwin Mulitalo, OL	2001, Baltimore
Chris McAlister, CB	2001, Baltimore
Joe Salave'a, DT	2000, Tennessee
Jose Portilla, OL	1999, Atlanta
Brad Henke, DT	1990, Denver
Mitch Hoopes, P	1976, Dallas
Ron Gardin, WR	1971, Indianapolis

Wildcats in the Pro Bowl

Nine former Wildcats have played in the NFL's Pro Bowl, for 20 total all-star honors. Chicago Bears' linebacker Lance Briggs (7) and former Carolina Panthers' return man Michael Bates (5) lead UA stars in appearances.

1992	Chuck Cecil, safety, Green Bay
1995	Darryll Lewis, cornerback, Houston
1996-2000	Michael Bates, kick return, Carolina Panthers
2003-04	Chris McAlister, cornerback, Baltimore
2004	Tedy Bruschi, linebacker, New England
2006	Lance Briggs, linebacker, Chicago
2007	Chris McAlister, cornerback, Baltimore Antonio Pierce, linebacker, Washington Lance Briggs, linebacker, Chicago (dnp) Nick Folk, kicker, Dallas
2008	Lance Briggs, linebacker, Chicago (dnp)
2009	Lance Briggs, linebacker, Chicago
2010	Lance Briggs, linebacker, Chicago
2011	Lance Briggs, linebacker, Chicago (dnp)
2012	Lance Briggs, linebacker, Chicago (dnp); Rob Gronkowski, tight end, New England
2013	Nick Foles, quarterback, Philadelphia (offensive MVP)

NFL Draft History

Year	Rd	Pick	Overall	Name	Team
2014	4	17	117	Ka'Deem Carey, RB	Chicago
	5	17	157	Shaquille Richardson, CB	Pittsburgh
	6	36	212	Marquis Flowers, LB	Cincinnati
2012	3	25	88	Nick Foles, QB	Philadelphia
	5	33	168	Juron Criner, WR	Oakland
	7	38	245	Trevin Wade, CB	Cleveland
2011	2	10	42	Brooks Reed, DE	Houston
	6	32	197	Ricky Elmore, DE	Green Bay
	7	12	215	D'Aundre Reed, DE	Minnesota
2010	2	10	42	Rob Gronkowski, TE	New England
	3	17	81	Earl Mitchell, DT	Houston
2009	2	7	39	Eben Britton, OT	Jacksonville
	4	7	107	Mike Thomas, WR	Jacksonville
2008	1	27	27	Antoine Cason, CB	San Diego
	6	17	183	Spencer Larsen	Denver
	7	5	212	Wilrey Fontenot, CB	Atlanta
	7	38	245	Lionel Dotson, DE	Miami
2007	2	18	50	Chris Henry, RB	Tennessee
	6	4	178	Nick Folk, K	Dallas
	7	14	224	Michael Johnson, S	New York Giants
	7	24	234	Syndric Steptoe, WR	Cleveland
2006	7	22	230	Kili Lefotu, OL	Washington
2003	3	4	68	Lance Briggs, LB	Chicago
	5	4	139	Bobby Wade, WR	Chicago
	6	35	208	Makoa Freitas, OL	Indianapolis
2001	4	34	129	Brandon Manumaleuna, TE	St. Louis
	7	34	234	Joe Tafoya, DE	Tampa Bay
2000	1	31	31	Trung Canidate, RB	St. Louis
	2	1	32	Dennis Northcutt, WR	Cleveland
	4	22	116	Marcus Bell, LB	Seattle
	7	1	207	Manuia Savea, OL	Cleveland
	7	45	251	DaShon Polk, LB	Buffalo
1999	1	10	10	Chris McAlister, CB	Baltimore
	4	34	129	Edwin Mulitalo, OL	Baltimore
	5	35	168	Yusuf Scott, OL	Arizona
	7	23	229	Mike Lucky, TE	Dallas
1998	4	15	107	Joe Salave'a, DT	Houston
	7	16	205	Jimmy Sprotte, LB	Houston
	7	19	208	Chester Burnett, LB	Minnesota
1997	3	3	63	Frank Middleton, OL	Tampa Bay
	7	15	216	Armon Williams, DB	Houston
1996	3	25	86	Tedy Bruschi, LB	New England
	7	13	222	Chuck Osborne, DT	St. Louis
1995	3	18	82	Steve McLaughlin, K	St. Louis
	3	19	83	Sean Harris, LB	Chicago
	5	6	140	Mike Scurlock, DB	St. Louis
	6	3	174	Hicham El-Mashtoub, C	Houston
1994	2	9	38	Chuck Levy, RB	Arizona
	5	25	156	Rob Waldrop, DT	Kansas City
	5	26	157	Roderick Lewis, TE	Houston
	6	16	177	Brant Broyer, LB	Miami
1993	3	7	63	Ty Parten, DT	Cincinnati
	5	26	138	Richard Griffith, TE	New England
	6	15	155	Darryl Morrison, DB	Washington
	7	5	173	Keshon Johnson, CB	Chicago
1992	1	27	27	John Fina, OL	Buffalo
	6	10	150	Michael Bates, WR	Seattle
1991	2	11	38	Darryl Lewis, DB	Houston
	12	12	318	Zeno Alexander, LB	Detroit
1990	1	8	8	Chris Singleton, LB	New England
	1	11	11	Anthony Smith, DL	Oakland
	3	16	69	Glenn Parker, OL	Buffalo
	6	17	154	John Nies, P	Buffalo
	10	2	250	Donnie Salum, LB	Atlanta

2014 Arizona Football Media Guide

Year	Rd	Pick	Overall	Name	Team	Year	Rd	Pick	Overall	Name	Team
1989	2	16	44	Joe Tofflemire, C	Seattle	1956	4	10	47	John Mellekas, OL	Chicago
	3	5	61	Derek Hill, WR	Pittsburgh		12	7	140	Max Burnett, B	Green Bay
	4	21	105	Brad Henke, DL	New York Giants		19	2	219	Pete Arrington, B	San Francisco
	4	27	111	Rob Woods, OL	Cincinnati	1955	22	9	262	Ernie Lewis, OL	Philadelphia
	11	27	306	Dana Wells, DL	Cincinnati	1953	20	9	238	Dick Christiansen, E	New York Giants
1988	4	7	89	Chuck Cecil, DB	Green Bay	1952	23	8	273	Bill Glazie, E	San Francisco
	11	16	293	George Hinkle, DT	San Diego	1951	18	7	214	Eddie Wolgast, B	Detroit
1987	4	9	93	Byron Evans, LB	Philadelphia	1950	19	11	246	John Smith, E	St. Louis
	5	19	131	Ruben Rodriguez, P	Seattle		28	9	361	Charley Hall, B	San Francisco
	6	8	148	Danny Lockett, LB	Detroit	1949	9	6	87	Johnny Smith, E	St. Louis
	8	2	197	Stan Mataele, DT	Tampa Bay		12	7	118	Harry Varner, B	Washington
	9	25	248	Alfred Jenkins, TE	Washington	1948	7	2	47	Fred Enke, B	Detroit
	11	9	288	Chris McLemore, RB	Oakland		16	3	138	Art Pollard, B	Washington
1986	4	18	100	David Adams, RB	Indianapolis		28	3	258	Don Corbitt, OL	Washington
	12	12	317	Max Zendejas, K	Dallas		30	5	280	Hilliard (Junior) Crum, DE	St. Louis
	12	12	317	Allan Durden, DB	Detroit	1946	18	6	166	Boyd Morse, E	Green Bay
1985	2	3	31	Vance Johnson, WR	Denver	1943	9	1	71	Jack Irish, OL	Detroit
	9	9	233	Joe Drake, DT	Philadelphia		21	4	194	Bob Couthie, E	Brooklyn
	10	25	277	John Conner, QB	Seattle		32	2	297	Bob Ruman, B	Pittsburgh
	11	28	308	David Wood, DL	San Francisco	1942	6	7	47	Henry Stanton, E	Brooklyn
1984	1	7	7	Ricky Hunley, LB	Cincinnati		9	5	75	Emil Banjavic, B	Detroit
	4	5	89	Randy Robbins, DB	Denver	1941	13	10	120	Roy Conn, OL	Washington
	6	22	162	John Kaiser, LB	Seattle		15	6	136	Johnny Black, B	New York Giants
	8	16	212	Brad Anderson, WR	Chicago		21	1	191	Jack Dungan, OL	New York Giants
	9	21	245	Chris Brewer, RB	Denver	1939	1	10	10	Walt Neilson, B	New York Giants
	12	16	324	Byron Nelson, OL	New Orleans		15	9	139	Tom Greenfield, OL	Green Bay
1983	7	21	189	Chris Schultz, OL	Dallas						
	9	22	240	Mark Keel, TE	New England						
	9	22	246	Al Gross, DB	Dallas						
1982	11	18	297	Bob Carter, WR	Kansas City						
	11	19	298	Frank Kalil, OL	Buffalo						
	11	27	306	Gary Gibson, LB	San Francisco						
1981	3	10	66	Robert Cobb, DE	St. Louis						
	4	9	92	Mike Robinson, DE	Cleveland						
	10	27	275	Hubert Oliver, RB	Philadelphia						
	11	20	296	Marcellus Greene, DB	St. Louis						
1980	2	26	54	Cleveland Crosby, DE	Cleveland						
	5	1	111	Mark Streeter, DB	Detroit						
	6	26	164	Larry Heater, RB	Kansas City						
1977	11	17	296	Charles Nash, WR	Cleveland						
	11	27	306	Keith Hartwig, WR	Minnesota						
1976	1	22	22	Mike Dawson, DT	Arizona						
	4	28	120	Theo Bell, WR	Pittsburgh						
	6	15	171	Scott Piper, WR	Buffalo						
	13	7	354	Brian Murray, OL	Cleveland						
	16	14	445	Dennis Anderson, P	Kansas City						
1975	8	18	200	Mitch Hoopes, P	Dallas						
	9	17	225	Rousell Williams, DB	Denver						
	11	7	267	Vince Phason, DB	San Diego						
	13	7	319	Jim Upchurch, RB	New Orleans						
	15	18	382	Willie Hamilton, RB	Dallas						
1974	15	16	380	Ransom Terrell, LB	Cleveland						
1973	2	8	34	Jackie Wallace, DB	Minnesota						
	3	15	67	Bob Crum, DE	Cleveland						
	5	17	121	Bob McCall, RB	Cincinnati						
	6	4	134	Marty Shuford, RB	New Orleans						
	11	24	284	Bob White, DB	Pittsburgh						
	12	21	307	Jim Arneson, OL	Dallas						
	14	26	364	Greg Boyd, RB	Miami						
1972	2	6	32	Mark Arneson, LB	Arizona						
	2	26	52	Charles McKee, WR	Dallas						
	9	18	226	Larry McKee, OL	Cleveland						
	16	1	391	Brian Linstrom, QB	Buffalo						
1971	6	15	145	Bill McKinley, DE	Buffalo						
	13	6	318	John Eggold, DE	New York Jets						
	14	9	347	Willie Lewis, RB	Chicago						
	14	17	355	Doug Klausen, OL	Arizona						
1970	4	21	99	Ricky Stevenson, DB	Cleveland						
	6	18	148	Ron Gardin, DB	Indianapolis						
	11	10	270	Gary Klahr, LB	New Orleans						
1969	9	14	222	Joe Aluise, RB	Chicago						
1968	1	26	26	Bill Lueck, OG	Green Bay						
	3	27	82	Paul Robinson, RB	Cincinnati						
	11	1	274	Wally Scott, DB	Cincinnati						
	12	10	310	Ed Caruthers, DB	Detroit						
	17	7	442	Bill Nemeth, C	Miami						
1966	11	2	157	Darrell Hoover, RB	St. Louis						
1965	9	7	119	Floyd Hudlow, RB	Philadelphia						
	13	7	175	John Fouse, TE	Philadelphia						
1964	9	11	123	John Briscoe, LB	Cleveland						
1962	2	1	15	Joe Hernandez, RB	Washington						
	2	10	24	Eddie Wilson, QB	Detroit						
	3	10	38	Bobby Thompson, RB	Detroit						
1961	12	4	158	Walt Mince, B	St. Louis						
1958	15	5	174	Jack Davis, OL	Washington						
	19	11	228	Ed Brown, OL	Cleveland						
1957	30	7	356	Art Luppino, B	Washington						

2014 Arizona Football Media Guide

All-Americans

1947	Fred W. Enke, Back, (3rd Team, AP)
1951	Jim Donarski, G, (2nd Team, AP)
1955	Art Luppino, Back, (2nd Team, Williamson)
1961	Eddie Wilson, QB, (3rd Team, AP)
1968	Tom Nelson, T, (3rd Team, AP)
1971	Mark Arneson, LB, (1st Team, TSN)
1972	Jackie Wallace, DB, (1st Team, UPI/TSN; 3rd Team, AP)
1973	Jim O'Connor, OT, (3rd AP/FN)
1975	Theopolis Bell, WR, (1st Team, NEA); Mike Dawson, DT, (2nd Team, AP)
1976	Keith Hartwig, WR, (3rd Team, FN)
1979	Cleveland Crosby, DT, (3rd AP/UPI)
1982	Ricky Hunley, ILB, (Consensus 1st team; 1st AP/Kodak; 2nd FN)
1983	Ricky Hunley, ILB, (Consensus 1st - AP/Kodak, UPI, FWAA)
1984	LaMonte Hunley, ILB, (3rd Team, FN)
1985	Allan Durden, S, (1st Team, UPI, NEA, Walter Camp, FN); Max Zendejas, PK, (2nd Team TSN, 3rd Team FN)
1986	Byron Evans, ILB, (2nd team, AP, FN) Joe Tofflemire, C, (2nd team, FN) Chuck Cecil, S, (2nd team, SN; 3rd team, FN)
1987	Chuck Cecil, S, (Consensus 1st - Kodak, FN, UPI, Walter Camp) Joe Tofflemire, C, (2nd team FN) Joe Tofflemire, C, (1st team FN)
1989	Glenn Parker, OL, (2nd team FN) Chris Singleton, OLB, (2nd team TSN)
1990	Darryll Lewis, CB, (Consensus 1st team AP, UPI, FWAA, Walter Camp, Kodak)
1992	Rob Waldrop, NG, (Consensus 1st team; 1st AP, 1st UPI, 1st FWAA, 2nd FN) Josh Miller, P, (1st FWAA, TSN)
1993	Rob Waldrop, DT, (Unanimous 1st) Tedy Bruschi, DE, (2nd team AP) Sean Harris, ILB, (3rd team AP)
1994	Tedy Bruschi, DE, (Consensus 1st team) Steve McLaughlin, PK, (Consensus 1st team) Tony Bouie, FS, (Consensus 1st team) Tedy Bruschi, DE, (Unanimous 1st)
1995	Chris McAllister, CB, (3rd team TSN)
1997	Chris McAllister, CB, (Unanimous 1st - FWAA, AFCA, WCF, AP, FN, TSN)
1998	Yusuf Scott, OG, (2nd FN, 3rd AP) Trung Canidate, RB, (3rd AP) Keoni Fraser, DL; Makoa Freitas, OG (All Freshman TSN)
1999	Dennis Northcutt, KR, consensus (AP,FWAA); WR-AFCA 1st team, SN 2nd team, FN 3rd team Trung Canidate, RB, AP 3rd, FN 3rd, CBS/Sports Line 2nd, ABC/BCS 2nd
2000	Clarence Farmer, RB, (1st All Freshman TSN, 1st True Freshman Rivals.com) Michael Jolivet, CB, (1st All Freshman TSN) Reggie Sampay, C/G, (3rd All Freshman TSN, 1st True Freshman Rivals.com)
2002	Bobby Wade, WR, (2nd TSN)
2004	Antoine Cason, CB, (1st All Freshman TSN, FWAA, Rivals.com) Peter Graniello, OL, (2nd All Freshman TSN, Rivals.com)
2005	Danny Baugher, P, (1st Pro Football Weekly, 3rd AP) Mike Thomas, WR (TSN All-Freshman 2nd) Johnathan Turner, DE (TSN All-Freshman 3rd) Willie Tuitama, QB; Ronnie Palmer, LB (TSN All-Freshman HM)
2006	Antoine Cason, CB (2nd team SI.com/Rivals.com) Nick Folk, P (3rd team Rivals.com) Eben Britton, OT (2nd team TSN All-Freshman), 2nd Rivals.com
2007	Antoine Cason, CB (consensus 1st team: Walter Camp, AP, TSN, CBS Sports, ESPN.com, Rivals.com, SI.com, CollegeFootballNews) Spencer Larsen, LB (2nd team Rivals.com, 3rd-team CollegeFootballNews.com) Mike Thomas, WR (3rd team CFN.com) Rob Gronkowski (1st team Freshman TSN, Rivals.com, CollegeFootballNews.com) Colin Baxter (3rd team collegefootballnews.com; honorable mention TSN) Keenyn Crier (1st team FWAA Freshman, 2nd team Freshman TSN and Rivals.com, 1st team CollegeFootballNews.com) Nic Grigsby, RB (TSN and CFN.com honorable mention)
2008	Rob Gronkowski, TE (3rd team AP, honorable mention Pro Football Weekly) Keola Antolin, RB (honorable mention CollegeFootballNews.com all-freshman)
2009	Trevin Wade, CB (3rd team CollegeFootballNews)
2010	Juron Criner, WR (Sports Illustrated-2nd, cbssports.com -2nd, Rivals.com-3rd) Colin Baxter, C (rivals.com-2nd); Justin Washington, DT (Sporting News Freshman -1st; CFN-1st, Steele-2nd Tra'Mayne Bondurant, S (Phil Steele Freshman - 2nd)
2011	Fabians Ebbele, OT (Sporting News Freshman - 1st)
2012	Ka'Deem Carey, RB (CBSSports.com - 1st, Athlon Sports - 1st, Scout.com/FoxSportsNet.com - 1st, Sporting News - 1st, Walter Camp - 1st, Lindy's Sports - 1st, AP - 1st, Sports Illustrated - 1st, Phil Steele - 2nd) Austin Hill, WR (Phil Steele - 4th)
2013	Ka'Deem Carey, RB (Walter Camp - 1st, Associated Press - 1st, AFCA - 1st, FWAA - 1st, ESPN.com - 1st, Athlon - 1st, USA Today - 1st, SB Nation - 1st, Lindy's - 1st, SI.com - 1st, CBSSports.com - 1st, FoxSports.com - 1st) Nate Phillips, WR (FWAA Freshman) Scooby Wright, LB (247Sports.com Freshman, Athlon Sports Freshman - 2nd)

Academic All-Americans

(Elected by CoSIDA)	
1968	Mike Moody, G
1975	Jon Abbott, DT
1976	Jon Abbott, DT
1977	Jon Abbott, DT
	Doug Henderson, DB (2nd)
1978	Jeff Whitton, MG (2nd)
1979	Jeff Whitton, MG (1st)
1982	Ivan Lesnik, DL (2nd)
1983	Ivan Lesnik, DL (2nd)
1985	Chuck Cecil, DB (2nd)
1986	Chuck Cecil, DB (1st)
1987	Chuck Cecil, DB (1st)
1996	Wayne Wyatt, C (1st)
2012	John Bonano (2nd)

Scholar-Athlete Awards

2012 Pac-12 Football Scholar-Athlete - John Bonano

John Bonano earned NCAA and Pac-12 Postgraduate Scholarships, the Pac-12 Tom Hansen Medal. He was named a 2012 CoSIDA Second-Team Academic All-American, the 2012 Pac-12 Football Scholar-Athlete of the Year, was a three-time Pac-12 All-Academic honoree.

In 2012, Bonano ranked fifth in the Pac-12 in scoring and No. 1 among kickers with 7.8 points per game. In his final campaign, he was 58-of-59 in PATs and 14-of-20 in field goals. He also ran in for a two-point conversion against ASU. Bonano's PAT with 0:19 to play in the Gildan New Mexico Bowl gave the Wildcats the go-ahead score to win the game, 49-48. He owns the school record for consecutive PAT kicks made with 73.

Additionally, Bonano earned a 2013 Pillar of Excellence Award, given out by Arizona's Honors College to distinguished graduating seniors. On March 3, Bonano was honored by the Southern Arizona Chapter of the National Football Foundation as a 2013 Scholar-Athlete. He earned his degree in physiology in December 2012.

2007 ToyoTires Pac-10 Scholar-Athlete - Spencer Larsen

A two-time first-team Academic All-Pac-10 selection, Arizona linebacker Spencer Larsen became the first league football player named in the initial group of student-athletes to receive the conference's new Scholar-Athlete Award. Larsen's 3.70 grade point average in regional development, his first-team All-Pac-10 playing honor and his exemplary citizenship and scholastic standing helped him earn the award. He led the Pac-10 with 131 tackles his senior year, led Arizona with 15.5 tackles for loss, was in on seven fumble plays (4 FR and 3 FF) and knocked down five passes. He finished his career with a total of 312 tackles. He was a 2007 finalist for the Wuerffel Trophy awarded annually to a top citizen-athlete among national collegiate football players, and an All-America selection by rivals.com (2nd team) and cfm.com (3rd).

2003 Woody Hayes Scholar-Athlete - Jason Johnson

University of Arizona senior quarterback Jason Johnson won the 2003 Woody Hayes National Scholar-Athlete Award in January 2003, honoring an exemplary year as the outstanding man in Division I athletics.

Johnson, who made outstanding appearances in both the East-West Shrine Game and Hula Bowl, earned Academic All-Pac-10 first-team quarterback honors for the second consecutive year, was a Verizon District VIII first-team Academic pick, won a berth on the American Football Coaches "Good Works Team" and completed his final year at Arizona with more than a dozen single-season, career or UA top-10 marks in passing and total offense. He was named the team's Most Valuable Offensive Player for 2002 and elected a co-captain by his teammates. He was a Canadian Football League quarterback and Grey Cup Champion for Edmonton after his graduation.

Johnson completed his undergraduate studies in 2001 with a 3.79 grade point average in business management, then was a honors graduate student in religious studies his final two semesters. Among his community activities were the Fellowship for Christian Athletes, Drug Free School Program, youth basketball coaching, Adopt a Family, Race for a Cure Cancer Walk and numerous youth-oriented speaking engagements.

1996 Football Foundation Scholar-Athlete - Wayne Wyatt

A two-year starting center on the Wildcat football teams of 1995-96 and eventually one of three team captains, Wayne Wyatt earned respectable numbers on the field. But his numbers off the field captured national attention — namely his 3.941 grade point average. He was selected as one of the 16 National Football Foundation and College Hall of Fame National Scholar-Athletes in 1996, with an \$18,000 scholarship for post-graduate studies, which he used for dental school. Wyatt was named to the 1996 GTE Academic All-America football first team by the College Sports Information Directors of America, Arizona's fifth player to earn first-team scholastic honors.

Wyatt earned Pacific-10 All-Academic and GTE All-District 8 honors. He was honored as one of the UA's distinguished scholar-athletes, named every semester to the Dean's List and earned Phi Beta Kappa honors as well. He received a bachelor's degree in philosophy in August 1995 and a master's degree in business administration in May 1997.

2014 Arizona Football Media Guide

National Players of the Year

1990 Jim Thorpe Award - Darryll Lewis

Arizona defensive back Darryll Lewis won the 1990 Jim Thorpe Award as the country's top defensive back. Lewis, who was inducted into Arizona's Sports Hall of Fame in 1995, finished his career with 14 interceptions, played in the Hula Bowl, was a third-round NFL pick and is a regular NFL starter. He was the 1990 Pac-10 Defensive Player of the Year.

Lewis was a game-turning defensive back; such as the time his interception return of 70 yards for a score helped UA beat UCLA. Or his goal-line stop of scrambling Oregon quarterback Bill Musgrave at the goal line to preserve another victory. Those were huge plays by a big-time player, but a few of many he provided as a four-year letterman from 1987-1990.

1993 Outland Trophy - Rob Waldrop

Wildcat defensive tackle Rob Waldrop capped a tremendous career as the winner of the Outland Trophy for the nation's top interior lineman in 1993.

Opponents double- and triple-teamed him at times in an effort to contain his pass rush and run-stopping techniques. Among his 53 tackles that year were 14 for losses, including eight sacks — a remarkable feat for an interior lineman. In his final two seasons, he had 18 sacks and spearheaded the play, which spawned the Wildcats' "Desert Swarm" nickname. He also won the Football Writer's inaugural Defensive Player of the Year Award, now called the Bronko Nagurski Award. He was named UPI Lineman of the Year as well.

In a superior effort at the 1994 Fiesta Bowl, Waldrop helped pin Miami with its back to the goal and came up with another sack, helping Arizona beat Miami, 29-0.

1994 Lou Groza Award - Steve McLaughlin

Arizona's Steve McLaughlin topped a remarkable four-year career in 1994 by winning the Lou Groza Collegiate Place Kicker Award as the nation's best — the player you want to kick one in the clutch. He certainly did in 1994, earning consensus first-team All-America honors.

He made 80 percent of his kicks during the season, including an amazing 12-of-16 from beyond 40 yards and 3-of-5 from beyond 50 yards. Subtracting a couple of monster tries at the end of periods, he was 23-of-27 from 57 yards and in. He led the Pac-10 in scoring with 95 points in 1994 and was first in the league and second nationally with 2.1 field goals per game. He kicked a career-best 54-yard field goal against California to earn an AT&T Long Distance Award for the longest kick of the week. He made all 26 of his point-after kicks. He was an accomplished pooch punter from field goal formation and kicked off his final two years as well.

He finished his career with 57 field goals in 81 tries and made 112-of-119 PATs for 283 points, third on the UA's all-time scoring list.

McLaughlin acquired the 'let-me-kick-it' attitude that is so critical to the trade. He had some misses that might have turned games but kept his confidence growing. One big day for McLaughlin came when his three field goals helped beat No. 1 Washington in 1992.

1998 Mosi Tatupu Award - Chris McAlister

Arizona cornerback Chris McAlister capped an outstanding three-year Wildcat career by winning the 1998 Mosi Tatupu Special Teams Player of the Year Award as the nation's top player in the kicking game.

McAlister, a unanimous All-America pick and finalist for the Jim Thorpe Award honoring the best collegiate defensive back that year as well, was involved in Arizona's special teams from both sides of the kick.

In 1998, he set the tone for the Cats' big-play 12-1 season by returning the opening kickoff 100 yards for a touchdown at Hawai'i on the first play of the year, tying his own school record set in 1996 against UCLA. He blocked punts in each of the first two regular-season games of the year and had a third deflected punt. He returned a punt 69 yards for a score against Northeast Louisiana and returned an interception 60 yards for a score against Washington State to become only the seventh player in NCAA history to have scored on kickoff, punt and interception returns in a single season.

He was a defensive player who averaged 38 yards per game in all-purpose yardage: eight kickoff returns for a 29.5 mark, five punt returns for a 20.8 mark and five interception returns for a 12.8 figure. What it meant to the Cats for three years was like having a 12th player on the field each time McAlister took his place somewhere among the action. His 18 career interceptions placed him No. 3 on UA's all-time chart, but his special teams' play was unmatched.

2007 Jim Thorpe Award - Antoine Cason

Arizona cornerback Antoine Cason became UA's second Jim Thorpe Award winner and the latest Wildcat consensus All-American since 1999 with his superlative senior season in 2007. Among his highlight-reel plays in 2007 were interception returns of 42 yards for a score against Oregon, a 56-yard punt return for a score against the Ducks and a 60-yard interception return for a score against Oregon State. He had three other interceptions on the year to give him a career total of 15, fourth best in school history. His 165 yard on INT returns was just shy of the school record 191 yards set by Thorpe Award winner Darryll Lewis in 1990. Cason was a two-time first-team All-Pac-10 selection. In 2007 he was named first-team All-America by Walter Camp, the Associated Press, The Sporting News, CBS Sports, ESPN.com, SI.com, Rivals.com and cfn.com. His electrifying play was no more special than his off-the-field comportment as a UA team spokesman and leader throughout his career. His 'Cason Cares' charity drive for cancer research in 2007 typified his renaissance leadership. He was Arizona's Ruby Award winner as the top male student-athlete for the 2007-08 school year. But his senior year's action on the field was special. He finished with 71 tackles, five interception, 14 passes defended, two forced fumbles, a sack and four tackles for loss. His four returns for scores (2 INT, 2 PR) set a UA standard.

National Football Foundation College Football Hall of Fame

Coach Warren Woodson - 1989 Inductee

Arizona's head coach from 1952-56, Warren Woodson was inducted to the College Football Hall of Fame in 1989. He served as Art Luppino's head coach during his NCAA-leading rushing seasons in 1954 and 1955. During his career, he coached six NCAA rushing leaders. He led the Wildcats to a 26-22-3 record during his four seasons in Tucson.

Linebacker Ricky Hunley - 1998 Inductee

One of many defensive stars at Arizona over the years, All-America linebacker Ricky Hunley was a hugely physical presence in the early 1980s and became the first Wildcat elected to the College Football Hall of Fame, with induction in 1998. He turned down a Pittsburgh Pirates baseball offer to play football at Arizona. From 1980 to 1983, Hunley was in on an amazing 566 tackles and was a consensus first-team All-American in both 1982 and 1983. He was a three-time All-Pacific-10 Conference selection and was the 1983 Pac-10 Co-Defensive Player of the Year. A team captain in 1983, he also earned Arizona's Most Valuable Player honor in helping lead the Wildcats to a 7-3-1 record. For several seasons, he played alongside his younger brother, LaMonte, also a Wildcat linebacker. Hunley led the Wildcats in unassisted tackles every year from 1981-83 with totals of 74, 100 and 99, respectively. He also set a school record recovering five fumbles in 1983. Now a professional coach, Hunley played in the NFL for seven years and participated in Super Bowls XXI and XXII as a Denver Bronco. He has coached at Southern California and Missouri and served on the Board of Directors for the Black Coaches Association and the Minority Issues Committee of the AFCA.

Coach Jim Young - 1999 Inductee

Former University of Arizona coach Jim Young joined several other coaches — Don Coryell and Jerry Claiborne — and the likes of Herschel Walker, Billy Kilmer, John Hannah, Ross Browner and several other storied players in the 1999 class of inductees into the National Football Foundation College Hall of Fame. Young, retired in Tucson, had three successful head coaching stints, including his first at Arizona from 1973 to 1976, at Purdue from 1977 to 1981 and a tour of duty at Army from 1983 to 1990. Overall, he won more than 60 percent of his games, at 120-71-2, turning around programs at each stop. At UA, he was 31-13 and posted two 9-2 seasons in 1974 and 1975, among UA's best ever. His 1973 Arizona club finished 8-3 and tied for UA's first conference title in 40 years. At Purdue, he was 38-19-1 with three bowl victories. Coaching the Cadets, he was 51-39-1 with a 2-1 bowl record. Young, who holds bachelor's and master's degrees from Bowling Green, employed passing attacks at Arizona and Purdue and installed the wishbone at Army to reach national rushing prominence. Young completed his football career as an offensive assistant on Dick Tomey's 1992-94 Arizona staffs after Tomey talked him into delaying his retirement.

Coach Darrell Mudra - 2000 Inductee

Darrell Mudra retired from collegiate football in 1988 bringing an end to a Hall of Fame career, which boasts a 200-81-4 record and two national championships. He started his collegiate head-coaching career at Adams State in 1959 and led the team to the 1962 Mineral Bowl, where they defeated Northern Illinois 23-20. In 1963 he became the head coach at North Dakota State where he successfully turned the program around from a 0-10 record the year before, to a 1964 Mineral Bowl victory. In 1965 he won his first national championship defeating Grambling 20-7 in the Pecan Bowl. He then coached the University of Arizona for two seasons and led them to the 1968 Sun Bowl. After a successful stint at Western Illinois, Mudra coached Florida State for two years before going to Eastern Illinois where he won the Division II National Championship. During Coach Mudra's tenure at Northern Iowa, he led the team to the I-AA semifinals in 1985 and 1987. The Panthers were ranked fourth nationally at the end of the 1987 season and lost to the eventual national champion Northeast Louisiana 44-41 in overtime. He was named Kodak Region 4 Coach of the Year in 1985 while at UNI. Mudra was nicknamed "Dr. Victory" because of his success at each level, but always shied away from all of the accolades, preferring to let his assistants and players take the credit.

Safety Chuck Cecil - 2009 Inductee

A two-time First Team Academic All-America selection (1986-87), Cecil starred for Arizona from 1984 to 1987, first under the late Larry Smith and then under former head coach Dick Tomey for his final year. He began as a recruited walk-on and finished his UA career as one of the Pac-10's noted and fearless safeties. A consensus All-American in 1987, Cecil was the Aloha Bowl MVP and a two-time first-team all-conference selection, plus earned second-team honors as a sophomore. He was named Pac-10 Defensive Player of the Year in 1987 and Pac-10 Player of the Week on three occasions. A three-time Pac-10 All-Academic selection, he culminated his education as a recipient of the NCAA Top VI Award, one of the nation's top scholar-athlete citations. He was named Arizona's male winner of the the Pac-10 Conference Medal.

He holds the Arizona career record with 21 interceptions and among those returned one 100 yards for a touchdown against Arizona State in 1986, one of the most electrifying moments in UA football history. Drafted in the fourth round of the 1988 draft by the Green Bay Packers, Cecil spent seven seasons in the NFL and is currently defensive coordinator for the Tennessee Titans. Cecil has served as co-chair of the University of Arizona Medical Center Foundation campaign for UMC Trauma Center.

Defensive Tackle Rob Waldrop - 2011 Inductee

A two-time consensus All-American during his junior and senior seasons, Waldrop was the Pac-10 Defensive Player of the Year in 1993, received the Outland Trophy honoring the country's top interior lineman, was voted the Top Defensive Player of the Year by the Football Writers of America (now called the Bronko Nagurski award), and was one of four finalists for the Lombardi Trophy honoring the outstanding lineman of the year. In 1992 he was voted by opposing linemen as the Pac-10's defensive winner of the Morris Award. He earned first-team All-Pacific-10 Conference honors in 1992 and 1993 and was Pac-10 Defensive Player of the Week against Miami in 1992 and versus USC in 1993. He was named defensive MVP of the 1992 Sun Bowl. He earned Playboy Pigskin Preview All-America honors in 1993. During his senior season, Waldrop recorded 53 total tackles, 14 for losses, including eight sacks — a remarkable feat for an interior lineman. His play, which helped spawn the Wildcats' "Desert Swarm" nickname, was evident in the 1994 Fiesta Bowl when he helped guide Arizona to a shutout, 29-0 victory. He spearheaded an effort which helped the Wildcats lead the nation and set a Pac-10 record with 33 rushing yards allowed per game in 1993, when Arizona led the nation in total defense. He finished his Arizona career with an amazing 164 tackles for an interior lineman, with 44 tackles for loss and 22.5 sacks, which rate fifth in UA's history. Waldrop was drafted in '94 by the NFL's Kansas City Chiefs, played two seasons and later went on to a 1996 stint with the Toronto Argonauts of the CFL.

2014 Arizona Football Media Guide

Defensive Tackle Tedy Bruschi - 2013 Inductee

With Bruschi as a key component, Arizona's Desert Swarm defense led the nation in scoring defense in 1992. In 1993, Desert Swarm led the nation in rushing defense and defined a squad that achieved UA's first 10-victory season, defeating Miami, 29-0, in the Fiesta Bowl. Bruschi was named Fiesta Bowl MVP.

Bruschi (1991-95) ended his career with 52 sacks, tied for the most in NCAA history. He was a consensus All-American in 1994 and a unanimous All-American in 1995.

Bruschi's celebrated senior season included the 1995 Pac-10 Defensive Player of the Year honors and winning the Morris Trophy as the league's best defensive lineman. He was a two-time finalist for the Lombardi Award and graduated with 74 tackles for loss, which ranked sixth in FBS history. Bruschi was named all-conference three times and he led the Wildcats to three bowl berths under head coach Dick Tomey.

The San Francisco native was a third-round selection by the New England Patriots in the 1996 NFL Draft. Bruschi enjoyed a 13-year career, winning three Super Bowls with the franchise. The Pro Bowler was named the Associated Press' Comeback Player of the Year in 2005 following a stroke.

Other National Honors

Lou Groza Award

2009 Jason Bondzio, semifinalist

Jim Thorpe Award

1986-87 Chuck Cecil, S, semifinalist
1998 Chris McAlister, CB, finalist
2005 Darrell Brooks, FS, semifinalist
2006 Antoine Cason, CB, semifinalist

Chuck Bednarik Award

2007 Antoine Cason, CB, semifinalist

Ronnie Lott Trophy

2007 Antoine Cason, CB, semifinalist

Rimington Trophy

2010 Colin Baxter, C, semifinalist

Ray Guy Award

2005 Danny Baugher, P, finalist

Biletnikoff Award

2012 Austin Hill, WR, semifinalist

Walter Camp Alumni Award

2010 Tedy Bruschi

All-American Football Johnny Vaught Head Coach Lifetime Achievement Award

1997 Jim Young (head 1973-76, assistant 1992-94)

Frank Broyles Award (Top Assistant Coach)

1997 Homer Smith, OC, finalist
1998 Rich Ellerson, DC, finalist

FWAA Coach of the Year

1998 Dick Tomey, finalist

George Munger Award - Coach of Year

2009 Mike Stoops, semifinalist

FN Coach of the Year

1998 Dick Tomey, finalist

Strength Coach of the Year - FootballScoop.com

2009 Corey Edmond, semifinalist

Running Backs Coach of the Year - FootballScoop.com

2012 Calvin Magee

NFFHOF Scholar-Athlete Award

2001 Eli Wnek, DE, finalist

NFF Hampshire Honor Society

2014 Brian Chacon, LS
Jake Fischer, LB
Tevin Hood, DL
2013 Trace Biskin, OL
John Bonano, K
2012 Paul Vassallo, LB
2009 Jason Bondzio, PK
2008 Spencer Larsen, LB

NFF Southern Arizona Chapter - Ricky Hunley Award

2009 James Tretheway, OT
2010 Corey Hall, S
2011 Anthony Wilcox, S
2012 David Roberts, WR

Wuerffel Trophy

2007 Spencer Larsen, LB, semifinalist

NCAA Top Six

1987 Chuck Cecil, S

NCAA Postgraduate Scholarship

1978 Jon Abbott
1979 Jeff Whitton
1987 Chuck Cecil
2012 John Bonano

National Academic Momentum Award

2009 Earl Mitchell, West region winner
2010 Jovon Hayes, West region winner

Swede Nelson National Sportsmanship Award

1954 Art Luppino

AFCA Good Works Team

2000 Chris Palic, P
2001 Eli Wnek, DE
2002 Jason Johnson, QB

Jewish Sports Hall of Fame

2002 Josh Miller, P, 1990-92

Virginia Sports Hall of Fame

2007 Ricky Hunley, LB, 1980-83

2014 Arizona Football Media Guide

Territorial Cup Bob Moran Trophy (MVP)

2001	Bobby Wade, WR
2002	(Mike Williams-ASU)
2003	(A. Walter/L.Wade-ASU)
2004	Richard Kovalcheck, QB
2005	Terry Richardson-ASU)
2006	(Ryan Torain-ASU)
2007	(Michael Marquardt-ASU)
2008	Mike Thomas, WR
2009	Keola Antolin, RB
2010	(Brock Osweiler, QB-ASU)
2011	Nick Foles, QB
2012	(Marion Grice, RB-ASU)
2013	(D.J. Foster, RB-ASU)

Bowl MVPs

1979	Fiesta Bowl: Dave Liggins, S
1985	Sun Bowl: Max Zendejas, PK
1986	Aloha Bowl: Chuck Cecil, S Alfred Jenkins, QB
1989	Copper Bowl: Scott Geyer, S
1990	Aloha Bowl: Todd Burden, CB
1992	Sun Bowl: Rob Waldrop, DT
1994	Fiesta Bowl: Tedy Bruschi, DE Chuck Levy, TB
1994	Freedom Bowl: Tedy Bruschi, DE
1997	Insight.com Bowl: Kelvin Eafon, RB, MVP Jimmy Sprotte, LB Trung Canidate, RB
1998	Culligan Holiday Bowl: Keith Smith, QB
2008	Shrine Game Defensive MVP, Spencer Larsen
2008	Pioneer Fiesta Bowl: Willie Tuitama, QB
2010	Alamo Bowl Sportsmanship Award David Douglas, WR
2012	Gildan New Mexico Bowl: Matt Scott, QB Marquis Flowers, LB
2013	AdvoCare V100 Bowl: B.J. Denker, QB William Parks, S

Sports Illustrated All-Bowl

1998	Chris McAlister, CB
------	---------------------

Little All-America

1935	Ted Bland, QB (1st, CE)
1937	Walter Nielsen, FB (1st, CE)
1938	Tom Greenfield, C (1st, CE)
1941	Henry Stanton, E (1st, AP)
1942	Jim Negri, HB (3rd, AP) Bob Ruman, HB (3rd, AP)

Pac-10/12 Player of Year

1983	Ricky Hunley, LB (def.)
1986	Byron Evans, LB (def.)
1987	Chuck Cecil, FS (def.)
1988	Dana Wells, NG (def.)
1990	Darryll Lewis, CB (def.)
1993	Rob Waldrop, DT (def.)
1995	Tedy Bruschi, DE (def.)
2005	Mike Thomas, WR (frosch)
2013	Ka'Deem Carey, RB (off.)

Pac-10 Coach of Year

1992	Dick Tomey
------	------------

Pac-10 Morris Trophy

1987	Dana Wells, NG
1988	Joe Tofflemire, C Dana Wells, NG
1992	Rob Waldrop, NG
1995	Tedy Bruschi, DE
1998	Yusuf Scott, OG

All-Pac-10/12 Conference

First-Team Honors

1978	Ron Beyer, TE
1979	Cleveland Crosby, DT
1980	Dave Liggins, DB
1981	Ricky Hunley, LB
1982	Ricky Hunley, LB Vance Johnson, RB Jeff Kiewel, OG Al Gross, DB
1983	Ricky Hunley, LB Randy Robbins, CB Brad Anderson, WR
1984	David Wood, DT LaMonte Hunley, LB Allan Durden, FS
1985	Allan Durden, FS Byron Evans, LB
1986	Byron Evans, LB Chuck Cecil, SS Joe Tofflemire, C David Adams, RB
1987	Chuck Cecil, FS Joe Tofflemire, C Dana Wells, NG Derek Hill, WR
1988	Joe Tofflemire, C Chris Singleton, OLB Dana Wells, NG
1989	Glenn Parker, OT Anthony Smith, DT Chris Singleton, OLB Jeff Hammerschmidt, FS
1990	Darryll Lewis, CB
1991	Chuck Levy, All-Purpose
1992	Keshon Johnson, CB Rob Waldrop, NG Josh Miller, P
1993	Rob Waldrop, DT Chuck Levy, All-purpose Tony Bouie, DB Sean Harris, LB
1994	Tedy Bruschi, DE Sean Harris, LB Brandon Sanders, DB Steve McLaughlin, PK Ontiwaun Carter, RB Warner Smith, OL
1995	Tedy Bruschi, DE Chuck Osborne, DL Brandon Sanders, DB Armon Williams, ST
1996	Chris McAlister, CB Armon Williams, ST
1997	Joe Salave'a, DT Chris McAlister, CB
1998	Chris McAlister, CB Trung Canidate, RB Marcus Bell, LB Daniel Greer, DT Yusuf Scott, OG
1999	Trung Canidate, RB Dennis Northcutt, WR
2000	Lance Briggs, LB Bobby Wade, RS
2001	Lance Briggs, LB Clarence Farmer, HB
2002	Lance Briggs, ILB Bobby Wade, WR Ray Wells, ST
2005	Darrell Brooks, CB
2006	Antoine Cason, CB Syndric Steptoe, KR Nick Folk, P
2007	Antoine Cason, CB Spencer Larsen, LB Mike Thomas, WR Keenyn Crier, P

2008	Eben Britton, OT Rob Gronkowski, TE Mike Thomas, WR Mike Thomas, PR
2010	Juron Criner, WR Brooks Reed, DE
2012	Ka'Deem Carey, RB
2013	Ka'Deem Carey, RB

Second-Team Honors

1978	Larry Heater, RB Hubert Oliver, RB Cleveland Crosby, DT Corky Ingraham, LB Hubert Oliver, FB Dave Liggins, DB Marcellus Greene, DB
1979	Hubert Oliver, FB Dave Liggins, DB Marcellus Greene, DB
1980	Marcellus Greene, DB Mike Robinson, DT Bill Jensen, OT Sergio Vega, P
1982	Ivan Lesnik, NG Glenn Perkins, ILB
1983	Tom Tunncliffe, QB Chris Brewer, RB Max Zendejas, KS Mike Freeman, OL Marsharne Graves, OL Ivan Lesnik, DT
1984	Joe Drake, NG Steve Boadway, LB Charlie Dickey, OT David Adams, RB, KR
1985	Chuck Cecil, SS Joe Tofflemire, C Max Zendejas, PK Jon Horton, WR
1986	Stan Mataele, DT Gary Coston, PK Ruben Rodriguez, P Danny Lockett, OLB Derek Hill, KR
1987	Derek Hill, KR
1988	Art Greathouse, RB
1989	David Eldridge, RB Doug Pfaff, PK Darryll Lewis, CB Reggie Johnson, DT Rick Warren, OG
1991	John Fina, OT Terry Vaughn, RET
1992	Mike Heemsbergen-OT Sean Harris, LB
1993	Brant Boyer, ILB Warner Smith, OG Brandon Sanders, DB
1994	Hicham El-Mashtoub, OL
1995	Kelly Malveaux, DB
1996	Joe Salave'a, DT Chester Burnett, ILB Matt Peyton, P Frank Middleton, OG Jose Portilla, OT
1997	Jeremy McDaniel, WR Keith Smith, QB DaShon Polk, LB Edwin Mulitalo, OT
1998	Brandon Manumaleuna, TE Bruce Wiggins, C Steven Grace, OG Marcus Bell, ILB Joe Tafoya, DT
2000	Joe Tafoya, DE Michael Jolivet, CB Marques McFadden, OL Peter Hansen, ST
2002	Bobby Wade, RS Makoa Freitas, OL
2003	Mike Bell, RB
2004	Darrell Brooks, FS

2005	Copeland Bryan, DE Antoine Cason, CB Danny Baugher, P
2006	Louis Holmes, DE Spencer Larsen, LB Michael Johnson, S Eben Britton, OT
2007	Lionel Dotson, DT Devin Ross, CB Willie Tuitama, QB
2009	Colin Baxter, OL Adam Grant, OL Earl Mitchell, DT Xavier Kelley, LB Trevin Wade, CB
2010	Adam Grant, OT Ricky Elmore, DE Colin Baxter, C
2011	Trevin Wade, CB
2012	Austin Hill, WR Matt Scott, QB

Honorable Mention Honors

1978	Frank Garcia, P John Schramm, OG
1979	Bill Jensen, OT Mike Robinson, DT Larry Heater, RB Mark Streecher, DB Jeff Whitton, MG Ron Catlin, OT
1980	Hubert Oliver, FB Reggie Ware, DB
1982	Brad Anderson, WR Mark Keel, TE Glenn McCormick, C Randy Robbins, DB Craig Schiller, P
1983	Jay Dobyns, WR LaMonte Hunley, ILB Joe Drake, NG John Barthalt, DT Troy Hunter, RET David Wood, DT John Kaiser, OLB
1984	Jon Horton, WR Jay Dobyns, WR Alfred Jenkins, QB Gordon Bunch, CB Lynnden Brown, DB Max Zendejas, PK Vance Johnson, RB Gordon Bunch, CB Glenn Howell, TE Danny Lockett, OLB Ruben Rodriguez, P Craig Vesling, OLB
1986	Jim Birmingham, DT Jeff Rinehart, OT Jon Horton, WR Jeff Fairholm, WR Frank Arriola, OG
1987	Jerry Beasley, LB James DeBow, CB Art Greathouse, RB Chris Singleton, OLB James DeBow, SS David Eldridge, RB Brad Henke, DT Derek Hill, WR Bret Holley, P Kevin Singleton, ILB Alonzo Washington, RB
1989	John Brandom, OG Scott Geyer, DB Reggie McGill, RB John Nies, P Donnie Salum, LB

2014 Arizona Football Media Guide

1990 Ronald Veal, QB
Michael Bates, KR
Darren Case, LB
Jeff Hammerschmidt, FS
Todd Burden, CB
Zeno Alexander, OLB

1991 Richard Holt, CB
Bobby Roland, SS
Ty Parten, DT
Nick Fineanganofa, OG

1992 Tony Bouie, FS
Brant Boyer, LB
Richard Griffith, TE
Billy Johnson, FB
Richard Maddox, OLB
George Malauulu, QB
Darryl Morrison, CB
Ty Parten, DT
Warner Smith, OG

1993 Ontiwaun Carter, RB
Troy Dickey, WR
Shawn Jarrett, OLB
Rod Lewis, TE
Steve McLaughlin, PK
Jey Phillips, DB
Jimmie Hopkins, DE

1994 Tony Bouie, FS
Richard Dice, WR
Lamar Harris, TE
Jim Hoffman, DT
Chuck Osborne, NG
Dan White, QB

1995 Richard Dice, WR
Mani Ott, C
Matt Peyton, P
Joe Salave'a, DT
Dan White, QB

1996 Richard Dice, WR
Jeremy McDaniel, WR
Wayne Wyatt, C
Van Tuinei, DT

1997 Chester Burnett, LB
Rusty James, C
Rashee Johnson, SS
Jimmy Sprotte, OLB
Mike Szlauko, DE
Rodney Williams, WR

1998 Dennis Northcutt, WR
Kelvin Eafon, RB
Manuia Savea, OT
Mike Lucky, TE
Bruce Wiggins, C
Ryan Springston, P

1999 Greg Payne, SS
DaShon Polk, OLB
Keith Smith, QB

2000 Keoni Fraser, DT
Idris Haroon, DE
Ortege Jenkins, QB
Sean Keel, PK
Brandon Manumaleuna, TE
Antonio Pierce, LB
Bruce Wiggins, C
Bobby Wade, WR

2001 Bobby Wade, WR
Makoa Freitas, OT
Young Thompson, DT
Jason Johnson, QB
Michael Jolivet, CB

2002 Jason Johnson, QB
James Hugo, TE
Darrell Brooks, CB
Jarvie Worcester, FS
Young Thompson, DT

2003 Darrell Brooks, FS
Keoki Fraser, C
Marcus Smith, DE
Joe Siofelo, LB

2004 Mike Bell, RB
Antoine Cason, CB
Steve Fleming, TE
Keoki Fraser, C
Syndric Steptoe, KR

2005 Peter Graniello, OT
Mike Bell, RB
Nick Folk, PK
Michael Johnson, SS
Syndric Steptoe, WR

2006 Eben Britton, OL
Lionel Dotson, DL
Yaniv Barnett, DL
Chris Henry, RB
Mike Thomas, WR

2007 Rob Gronkowski, TE
Jason Parker, DE
Jason Bondzio, PK
Willie Tuitama, QB
Peter Graniello, OT

2008 Ronnie Palmer, LB
Jason Bondzio, K
Earl Mitchell, DT
Nic Grigsby, RB
Colin Baxter, OG
Keenyn Crier, P
Cam Nelson, S
Brooks Reed, DE

2009 Ricky Elmore, DE
Nick Foles, QB,
Devin Ross, CB,
Vuna Tuihalamaka, LB

2010 Paul Vassallo, LB
Nick Foles, QB
David Douglas, WR
Keola Antolin, RB

2011 Nick Foles, QB
Tra'Mayne Bondurant, LB
John Bonano, K
Kyle Quinn, C
Juron Criner, WR

2012 Dan Buckner, WR
Jake Fischer, LB
Kyle Quinn, C
Jared Tevis, S

2013 Marquis Flowers, LB
Tevin Hood, DL
Nate Phillips, WR
Jared Tevis, S
Scooby Wright, LB

Pac-10/12 All-Academic

1982 Ivan Lesnik, NG
1983 Ivan Lesnik, DT
1984 Lynnnden Brown, SS
Gorden Bunch, CB
1985 Chuck Cecil, S
Gordon Bunch, CB
1986 Chuck Cecil, SS
Tom Lynch, OT
1987 Chuck Cecil, FS
Tom Lynch, OT
1988 Brad Henke, DT
1989 Chris Singleton, LB
John Fina, OT
1990 John Fina, OT
1991 John Fina, OT
1992 Jay Kirchoff, K
1993 Chad Ross, LS
1994 Paul Stamer, OL
1995 Wayne Wyatt, C
1996 Wayne Wyatt, C
1997 Jose Portilla, OT
1998 Eli Wnek, DE
2000 Eli Wnek, TE
Brandon Nash, SS
2001 Eli Wnek, DE
Jason Johnson, QB
Justin Jochum, ST

2002 Jason Johnson, QB
Ben DalMolin, LB/LS
Darrell Brooks, DB (2nd)

2003 Lee Patterson, DB (2nd)

2004 Ben Dalmolin, LS (2nd)

2005 Darrell Brooks, FS
Spencer Larsen, LB (2nd)

2006 Spencer Larsen, LB
Daniel Borg, OL
Nick Folk, K

2007 Spencer Larsen, LB
Jason Bondzio, PK
Corey Hall, DB

2008 Jason Bondzio, PK
David Roberts, WR (2nd)
James Tretheway, OT (2nd)
Corey Hall, DB (2nd)
Chris Gronkowski, HB (2nd)

2009 R.J. Young, LB (2nd)

2010 Anthony Wilcox, DB
Jake Fischer, LB
John Bonano, K
Adam Hall, S (2nd)
R.J. Young, LB (2nd)

2011 John Bonano, K (1st)
Paul Vassallo, LB (1st)
Carter Lees, OL (2nd)
Jared Tevis, S (2nd)
Trace Biskin, OL (HM)
David Roberts, WR (HM)
Jared Baker, RB (1st)
John Bonano, K (1st)
Jake Fischer, LB (1st)
Jared Tevis, S (1st)
Trace Biskin, OL (2nd)
Michael Cooper, TE (2nd)
Trevor Ermisch, WR (HM)
Reggie Gilbert, DL (HM)

2013 Jamar Allah (HM)
Jared Baker (2nd)
Brian Chacon (HM)
Trevor Ermisch (HM)
Jake Fischer (1st)
Reggie Gilbert (HM)
Trey Griffey (HM)
Tevin Hood (2nd)
Nick Isham (HM)
Drew Riggleman (HM)
Yamen Sanders (HM)
Jake Smith (2nd)
Jared Tevis (1st)

CoSIDA Academic All-District VIII

(See Acad. All-America honorees, plus:)

1996 Wayne Wyatt, C
2001 Eli Wnek, DE
Jason Johnson, QB (2nd)
2002 Jason Johnson, QB
2006 Spencer Larsen, LB
2011 Paul Vassallo, LB
2012 John Bonano, K
Jake Fischer, LB
2013 Jake Fischer, LB
Tevin Hood, DL

Pac-10/12 Conference Medal

1979 Jeff Whitton, DT
1984 Ivan Lesnik, DT
1985 Gordon Bunch, DB
1988 Chuck Cecil, FS
1990 Chris Singleton, LB
1996 Wayne Wyatt, C
1997 Joe Salave'a, DT
2002 Brandon Nash, SS
2003 Jason Johnson, QB
2011 Brooks Reed, DE
2013 John Bonano, K

Pac-12 Postgraduate Scholarship

2012 Trace Biskin, OL
2013 John Bonano, K

WAC Scholar-Athlete

1968 Mike Moody
1969 Mike Moody
1978 Jon Abbott

Pac-10/12 Players of the Week

1978 Def: Cleveland Crosby (UM)
Off: Larry Heater (Ore.)
1979 Off: Hubie Oliver (ASU)
1980 Def: Ricky Hunley (UCLA)
1981 Off: Tom Tunncliffe (USC)
1982 Def: John Barthalt (UCLA)
Ricky Hunley (ASU)
Off: T. Tunncliffe (ND/UOP)
Vance Johnson (SU)
Tom Tunncliffe (ASU)
1983 Def: LaMonte Hunley (UU)
Randy Robbins (WSU)
Ricky Hunley (UCLA)
Off: Chris Brewer (OSU)
Tom Tunncliffe (UCLA)
1985 Def: Allan Durden
(@ California)
Danny Lockett (vs. SMU)
Chuck Cecil (vs. Oregon)
Max Zendejas (ASU)
1986 Off: David Adams (Houston)
Def: Chuck Cecil (ASU)
1987 Def: Chuck Cecil (SU)
Spec: Paul Kasprzyk (UW)
Def: Brad Henke (WSU)
Spec: Doug Pfaff (WSU/UW)
Off: David Eldridge (UCLA)
Def: Chris Singleton (SU)
Jeff Hammerschmidt (OU)
Chris Singleton (WSU)
Spec: D. Pfaff (Stan/Okla/UW)
John Nies (WSU)
1990 Def: Richard Maddox (Illinois)
D. Lewis (Ore/UCLA/USC)
Spec: Michael Bates (WSU)
Off: George Malauulu (SU)
Spec: C. Levy (Ohio State)
1992 Def: Rob Waldrop (Miami)
Ty Parten (UCLA)
Off: OL (Stanford)
Billy Johnson (Washington)
Spec: Heath Bray (Cal)
1993 Def: Tedy Bruschi (Illinois)
Rob Waldrop (USC)
Off: Chuck Levy (Oregon)
Spec: Jim Hoffman (Illinois)
Chuck Levy (USC)
Steve McLaughlin (SU/WSU)
1994 Def: Akil Jackson (WSU)
Sean Harris (Cal)
Off: Richard Dice (UCLA)
Spec: Matt Peyton (WSU)
1995 Def: Brandon Sanders (WSU)
Spec: A. Williams (G.Tech)
Spec: Ron Holmes (Cal)
1996 Def: Chester Burnett (WSU)
1997 Def: J. Salave'a (Ohio State)
Def: Mike Szlauko (Stanford)
1998 Def: Marcus Bell (Iowa)
Marcus Bell (Washington)
Off: Trung Canidate (Ore.)
O. Jenkins/Keith Smith (UW)
1999 Off: Dennis Northcut (TCU)
Trung Canidate (UTEP)
Def: Marcus Bell (USC)
2000 Def: Joe Tafoya (Utah)
Def: Idris Haroon (Stanford)
Def: Michael Jolivet (USC)
ST: Gary Love (UTEP)
Off: Gary Love (WSU)

2014 Arizona Football Media Guide

2001	Off: Bobby Wade (ASU)
2002	Def: Michael Jolivet (NAU) Off: Jason Johnson (Cal)
2003	Def: Michael Jolivet (NAU)
2004	Def: Antoine Cason (NAU)
2005	Def: Michael Johnson (OSU) ST: Nick Folk (OSU)
2006	Def: A. Cason (WSU/Cal) ST: Nick Folk (BYU/Ore) Off: Chris Henry (Ore)
2007	Off: Willie Tuitama (UW) Def: Spencer Larsen (Ore) ST: Antoine Cason (Ore), Keenyn Crier (USC); Mike Thomas (UW); Jason Bondzio (UCLA)
2008	Off: Keola Antolin (Cal) Def: Corey Hall (UCLA) ST: Keola Antolin (Toledo); Mike Thomas (UCLA)
2009	Off: Nick Foles (Stan) Def: Devin Ross (OSU), Cam Nelson (UCLA), Earl Mitchell (USC) ST: Alex Zendejas (ASU)
2010	Off: Nick Foles (Iowa) ST: Travis Cobb (Iowa) Def: Shaq Richardson (WSU) Def: Paul Vassallo (UW) Off: Matt Scott (UW) ST: Jake Fischer (UCLA)
2011	ST: John Bonano (UCLA)
2012	Def: Jake Fischer (Toledo) ST: John Bonano (OK State) ST: Kyle Dugandzic (OSU) ST: Richard Morrison (UW) Def: Marquis Flowers (USC) Off: Ka'Deem Carey (CU)
2013	Def: Tra'Mayne Bondurant (NAU) ST: Jake Smith (UNLV) Off: Ka'Deem Carey (UW) Off: B.J. Denker (CU)

All-Samoan All-Star Team

1993 Mu Tagoai, OL; 1994 Pulu Poumele, OL; 1995-97 Joe Salave'a, DT; 1997-98 Edwin Mulitalo, OT

Playboy Preview All-America

1971	Mark Arneson, LB
1972	Jackie Wallace, DB
1975	Theopolis "T" Bell, WR
1979	Cleveland Crosby, DT
1982	Ricky Hunley, LB
1983	Ricky Hunley, LB
1988	Joe Tofflemire, C
1993	Rob Waldrop, DT
1995	Sean Harris, LB
1995	Tedy Bruschi, DL
2002	Clarence Farmer, RB

All-Coast (UPI)

1954	Art Luppino, B (2nd)
1978	Ron Beyer, TE (1st)
1979	Jeff Whitton, NG (1st)
1982	Jeff Kiewel, OG (1st) Vance Johnson, RB (1st) Ricky Hunley, LB (1st) Ivan Lesnik, DL (2nd) Glenn Perkins, LB (2nd) Al Gross, DB (2nd)
1986	Byron Evans, LB (1st) Joe Tofflemire, C (1st) David Adams, RB (2nd) Chuck Cecil, SS (2nd)

All-Time Rocky Mountain-Southwest Team (Selected by WAC, 1969)

1st	Henry Stanton, end Tom Greenfield, center
2nd	Jim Donarski G, Fred Enke B

First-Team All-WAC (Western Athletic Conference Official Coaches' Team)

1963	Floyd Hudlow, RB
1964	John Briscoe, C Floyd Hudlow, RB
1966	Jim Greth, RB Roger Myers, OT Bill Nemeth, C
1967	Tom Nelson, DT Bill Lueck, OG
1968	Ron Gardin, RB/WR Frank Jenkins, DE John Matischak, OT
1970	Mark Arneson, LB
1971	Mark Arneson, LB Jim Ventriglia, DT Bob White, S Jackie Wallace, CB
1972	Jim O'Connor, OT Jim Arneson, OG Marty Shuford, P Bob Crum, DE Ransom Terell, LB Jackie Wallace, CB Bob White, S
1973	Jim O'Connor, OT Willie Hamilton, RB Russell Williams, CB Ransom Terrell, LB
1974	Scott Piper, SE Brian Murray, OT Jim Upchurch, FB Theopolis "T" Bell, WR Mike Dawson, DT Mark Jacobs, LB Dennis Anderson, S
1975	Theopolis Bell, WR/KR Bruce Hill, QB Brian Murray, OL Mike Dawson, DL Obra Erby, LB Dennis Anderson, DB/P
1976	Keith Hartwig, WR Bill Segal, OL Lee Pistor, PK
1977	Jon Abbott, DL

Second-Team All-WAC

1963	Jerry Zeman, tackle
1964	Tom Malloy, guard Ted Lawrence
1965	Brad Hubbert, back Tom Malloy, guard
1966	Roger Calderwood, end Joe Escalada, guard Fritz Greenlee, end
1967	John Jones, tackle Wally Scott, back Olden Lee, LB
1968	Otis Comeaux, LB Rex Macklin, tackle Mike Moody, guard Ted Sherwood, end
1969	Ron Gardin, back Rex Macklin, tackle Bill Miller, CB Ted Sherwood, end Kim Thompkins, guard
1970	Justin Lanne, safety Bill McKinley, end
1971	Bob Crum, end Marty Shuford, punter

WAC Annual Awards

1975	Bruce Hill, back Mike Dawson, lineman
1973	Jim Young, coach Bruce Hill, rookie

1970	Bill McKinley, lineman
1968	Tom Nelson, lineman
1964	John Briscoe, lineman

WAC All-Academic

1963	Gene Dahlquist, QB Don Kunitz, G Gerald Zeman, T
1964	Bob Beal, G Joe Escalada, G Don Kunitz, C
1965	Joe Escalada, G
1966	Fritz Greeniee, WR
1967	Mike Moody, OT Bill Nemeth, C
1968	Mike Moody, OG Doug Schlueter, DB
1969	Bill Miller, DB
1970	John Black, DB
1971	Greg Boyd, DB
1972	Jim Arneson, OG
1973	Bill Adamson, MG
1974	Dan Howard, TB Bill Adamson, DL
1975	Dan Howard, TE Jon Abbott, DT Doug Henderson, DB
1976	Jon Abbott, DT Doug Henderson, DB
1977	Jon Abbott, MG Jeff Whitton, DT Doug Henderson, DB

All-Border Conference (Official Team, all First Team)

1933	Jason Greer, end Gene Filbrun, tackle Ted Bland, QB Swede Carlson, fb
1934	Bud Robinson, end Earle Nolan, tackle Ted Bland, QB
1935	Roy Wallace, end Harry Clayton, tackle Joe Mullen, guard Charles Cochran, center Ted Bland, QB Ken Knox, back
1936	Ralph Warford, end Earle Nolan, tackle Claire Preninger, back
1937	Harry Parker, end George Rogers, tackle Tom Greenfield, center Bronko Smlanich, back
1939	Eddie Held, end Jack Dungan, tackle John Black, back
1940	Henry Stanton, end Jack Irish, tackle Bill Flake, guard John Black, back
1941	Henry Stanton, end Jack Irish, tackle Stan Petropolis, guard
1942	Jack Irish, tackle Murl McCain, center Bob Ruman, back
1946	Harry Warner, tackle
1947	Fred Enke, halfback
1948	Art Converse, center
1951	Bill Glazier, end Jim Donarski, guard Gil Gonzales, back
1952	Dick Christiansen, end Bill Dean, tackle Jim Donarski, guard Kenny Cardella, back
1953	Buddy Lewis, tackle

1954	Kenny Cardella, back Buddy Lewis, tackle Ed Brown, guard Paul Hatcher, center Art Luppino, back
1955	Bob Griffis, guard Paul Hatcher, center Art Luppino, back
1957	Joe Young, end Ed Brown, guard
1959	Marshall Pieczentkowski, C
1960	Bobby Lee Thompson, back

Second-Team All-Border Conference

Roy Conn, tackle 1940; Cal Snoddy, guard 1940; Bill Smetana, back 1941; Emil Banjavacic, back 1941; Murl McCain, center 1941; Hillard Crum, end, 1946; Virgil Marsh, guard 1946; Max Spilsbury, end, 1946; William Penn, back 1946; Harry Varner, tackle 1947; Fred Kenz, guard 1947; Charles Hall, fullback, 1947-48; Bob Larsen, end, 1948; Jim Donarski, guard 1950; Eddie Wolgast, back 1950; Buddy Lewis, tackle 1952; Glenn Bowers, center 1953; Don Beasley, fullback 1953; Paul Hatcher, center 1956; Eddie Wilson, quarterback 1960; Joe Hernandez, back 1960; Tony Matz, tackle 1960.

Arizona Players in All-Star Games

(Listed by senior year for player)
(*Played Jan. 1, 1955)

Shrine East-West Game

1939	Walt Nielsen, B
1941	Henry Stanton, E
1956	Paul Hatcher, C
1964	Floyd Hudlow, B
1969	Ron Gardin, B
1971	Mark Arneson, LB
1972	Bob Crum, E Jackie Wallace, CB
1974	Jim Upchurch, B
1975	Dennis Anderson, S Mike Dawson, D
1981	Dave Liggins, S Hubie Oliver, FB Bill Nettling, TE
1983	Jeff Kiewel, G Alfred Gross, S
1984	Larry Smith, head coach Brad Anderson, WR Tom Tunnicliffe, QB
1985	Vance Johnson, RB
1986	Max Zendejas, PK
1988	Joe Tofflemire, C
1990	John Nies, P/PK
1991	John Fina, OT
1993	Ty Parten, DT
1995	Tony Bouie, S Sean Harris, LB Ontiwaun Carter, RB Dick Tomey, coach
1996	Tedy Bruschi, DE Chuck Osborne, DT Brandon Sanders, S
1997	Joe Salave'a, DT
1998	Joe Salave'a, DT
1999	Edwin Mulitalo, OT Chris McAlister, CB-dnp
2000	Keith Smith, QB
2001	Bruce Wiggins, C Joe Tafoya, DE
2003	Jason Johnson, QB Makoa Freitas, OT Lance Briggs, LB-dnp Bobby Wade, WR-dnp
2004	Steve Fleming, TE
2005	Darrell Brooks, S Gilbert Harris, RB
2006	Michael Johnson, S

2014 Arizona Football Media Guide

2007 Spencer Larsen, LB
Lionel Dotson, DL
2008 Mike Thomas, WR
2009 Earl Mitchell, DT
Devin Ross, CB
2010 Adam Grant, OT
Ricky Elmore-DE
2011 Trevin Wade, CB
2012 Dan Buckner, WR
Matt Scott, QB

Hula Bowl Game

1967 Woody King, B
1971 Bill McKinley, E
1973 Bob Crum, DE
1974 Ransom Terrell, LB
1975 Jim Upchurch, RB
1976 Brian Murray, DT
1977 Obra Erby, LB
Keith Hartwig, WR
1979 Ron Beyer, TE
1980 Cleveland Crosby, DT
1981 Mike Robinson, DT
1984 Ricky Hunley, LB
1985 Charlie Dickey, OT
LaMonte Hunley, LB
1986 Allan Durden, S (dnp)
1987 David Adams, RB
Jon Horton, WR
Stan Mataele, DT
Byron Evans, LB
1988 Chuck Cecil, S
1989 Derek Hill, WR
1990 Chris Singleton, LB
Anthony Smith, DT (dnp)
1991 Darryll Lewis, CB
Jeff Hammerschmidt, S
Reggie Johnson, DT
Dick Tomey, coach
1992 John Fina, OT (dnp)
Dick Tomey, coach
1993 Ty Parten, DT
1995 Warner Smith, G
Tony Bouie, FS
Jim Hoffman, DT
1996 Brandon Sanders, S (inj)
1997 Joe Salave'a, DT
Van Tuinei, DE
1998 Joe Salave'a, DT
Jose Portilla, OT
Rashee Johnson, CB
1999 Chris McAlister, CB
Kelvin Eafon, RB
Mike Lucky, TE
Jeremy McDaniel, WR
2000 Marcus Bell, LB
Manuia Savea, OT
Greg Payne, S
Trung Canidate, RB
2001 Makai Freitas, OT
2002 Jermaine Chatman, CB
2003 Jason Johnson, QB
2004 Joe Siofele, LB
Michael Jolivet, CB
2006 Syndric Steptoe, WR
2007 Wilrey Fontenot, CB
Louis Holmes, DL
Dominic Patrick, DB

Senior Bowl Game

1956 Art Luppino, B
1962 Eddie Wilson, QB
1964 Floyd Hudlow, B
1966 Jim Greth, B
1971 Mark Arneson, LB
Charlie McKee, FL
1972 Jackie Wallace, CB
1973 Marty Shuford, FB
1975 Theopolis "T" Bell, WR
Mike Dawson, DT

1981 Mike Robinson, DT
Dave Liggins, S
1983 Tony Neely, DB
1984 Randy Robbins, CB
1985 Vance Johnson, RB
1987 Byron Evans, LB
1988 Chuck Cecil, S (dnp)
1989 Derek Hill, WR
Brad Henke, DT
1990 Chris Singleton, LB (dnp)
Doug Pfaff, PK
Anthony Smith, DT
1993 Josh Miller, P
Keshon Johnson, CB
1994 Rob Waldrop, DT
Rod Lewis, TE
1995 Claudius Wright, CB
2003 Lance Briggs, LB
Bobby Wade, WR
2005 Mike Bell, RB
2006 Nick Folk, K
2007 Antoine Cason, CB (dnp)
2008 Mike Thomas, WR
2010 Brooks Reed, DE
2011 Nick Foles, QB
Juron Criner, WR

Blue-Gray Game

1966 Jim Greth, B
1977 Keith Hartwig, WR
1980 Marcellus Greene, CB
1982 Glenn McCormick, C
1983 Larry Smith, head coach
Tom Tunncliffe, QB
Brad Anderson, WR
Marsharne Graves, OT
John Kaiser, LB
Ricky Hunley, LB (dnp)
1984 David Wood, DT
1987 Jeff Fairholm, WR
Boomer Gibson, LB
1988 Brad Henke, DT
1992 Richard Holt, CB
1997 Frank Middleton, G
Armon Williams, LB
2000 DaShon Polk, LB
2001 Kevin Barry, G

Eastham Energy All-Star Game

2010 Nic Grigsby, RB
Jermaine Chatman, CB

Casino Del Sol College All-Star Game

2011 Gino Crump, WR
Paul Vassallo, LB
Derek Earls, LB
Robert Golden, CB
Mohammed Usman, DE
David Hill, HB
C.J. Parish, DE
2012 Kyle Quinn, C
Taimi Tutogi, RB

All-American Classic

2005 Copeland Bryan, DE
Vince Feula (BYU), DT

Paradise Bowl

2001 Zaharius Johnson, S
Austin Uku, DE
Johnny Jackson, DE
Shelton Ross, LB
Brandon Marshall, WR
Brandon Nash, S
2002 James Hugo, TE
Ray Wells, LB
David Hinton, CB

Florida All-Star Gridiron Classic

1999 Mike Lucky, TE,
2001 Marques McFadden, OL
Ortege Jenkins, QB
2002 Young Thompson, DT
Makoa Freitas, ot

North-South Game

1961 Eddie Wilson, QB
1969 Bill Miller, CB
1970 Bill McKinley, E
1972 Bob McCall, B

All-American Game (Washington, D.C.)

1962 Bobby Thompson, B
Joe Hernandez, B

U.S. Bowl

1962 Joe Hernandez, B
Bobby Thompson, B

Lion American Bowl Game

1969 Ron Gardin, B
1975 Bruce Hill, QB

College All-Star Game (Chicago)

1939 Bronko Smlanich, B
1944 Bob Ruman, B
1968 Bill Lueck, G
1971 Mark Arneson, LB
1972 Jackie Wallace, CB
1975 Mike Dawson, DT

Coaches All-America

1965 Floyd Hudlow, RB
1969 Ron Gardin, RB
1975 Theopolis "T" Bell, WR

All-American Bowl (Tucson)

1960 Warren Livingston, RB
Tony Matz, T
1961 Bob Garis, C
Joe Hernandez, RB
Eddie Wilson, QB
Bobby Thompson, RB
1962 Vern Alexander, T

Copper Bowl (Tucson)

1959 Willie Peete, E
Jim Geist, QB
1960 Jack Gillespie, B
Ted Urness, G

Japan All-Star

1975 Brian Murray, DT
1977 Obra Erby, LB (Co-MVP)
Keith Hartwig, WR
1980 Cleveland Crosby, DT
Larry Heater, RB
1983 Jeff Kiewel, OT
Larry Smith, coach
1984 Ricky Hunley, LB
1985 LaMonte Hunley, LB
1986 Allan Durden, S
1988 Boomer Gibson, LB
Kevin McKinney, G
1989 Dana Wells, NG
1990 Dick Tomey, coach
John Nies, PK
Glenn Parker, OT
1991 Jeff Hammerschmidt, S
1993 Richard Maddox, OLB

Seattle Challenge Bowl

1978 Ron Beyer, TE
Neil Orr, G

Christian Bowl (Murfreesboro, Tenn.)

1955 Ev Nicholson, G
John Mellekas, T
Skip Corley Sr., QB
Ed McCluskey, FB

Salad Bowl (Phoenix)

(Border vs. Skyline Conference)

1954 Buddy Lewis, T
Nick Kondora, T
Al Webre, G
John Vagoni, G
Fred Schuh, QB
Tommy Grimes, B
Bobby Fry, B
1955 Max Burnett, B (MVP)
Ed McCluskey, FB
John Mellekas, T
Ev Nicholson, G

2014 Arizona Football Media Guide

All-Time Lettermen (XX) indicates team captain

Abbott, Howard: 1931, 32, 33
 Abbott, Jon: 1974, 75, 76, (77)
 Abramo, John A.: 2003, 04, 05
 Ackerman, T. Warren: 1948
 Acuff, Wendell P.: 1926, 27, (28)
 Acton, Brian F.: 1966
 Adams, David D.: 1984, 85, 86
 Adams, David Lee: 2004
 Adams, Isham C. E.: 1919 (trainer)
 Adamson, Kenneth Edward: 1934
 Adamson, William J.: 1973, 74
 Aepli, Emmett Clark: 1945
 Ahee, Solomon: 1946, 47
 Ahern, Patrick: 1986
 Akinniyi, Akin: 2003, 04, 05
 Albert, Philip S.: 1965, 66
 Alexander, Dusty S.: 2001
 Alexander, Vern: 1960, 61, 62
 Alexander, Zeno A.: 1987, 88, 89, 90
 Alford, James: 2005, 06, 07
 Allah, Jamar: 2013
 Allen, Gallen C.: 1985, 87
 Allen, Gove L., Jr.: 1954, 55, 56
 Allison, James C.: 1970, 71, 72
 Allred, Douglas O.: 1955, 56
 Alualu, Ben U.: 1998, 2000
 Aluise, Joe: 1966
 Amittuanai, Conan: 2008, 09, 10
 Anderson, Bradley S.: 1981, 82, 83
 Anderson, Clarence: 1954, 55, 56
 Anderson, Dennis J.: 1973, 74, 75
 Anderson, Derriak J.: 1973, 76, 77
 Anderson, Kenneth Robert: 1928, 29
 Anderson, Quintus James: 2000 (manager)
 Andrew, Keith R.: 1978
 Andrus, Dexter Eli: 2008
 Anglin, Ray: 1930, 31, 32
 Antolin, Keola: 2008, 09, 10, (11)
 Arboit, Thomas M.: 1965, 66
 Arce, John H.: 1973, 75, 76
 Archibald, Charles: 2009
 Areghini, David G.: 1961, 63
 Arico, Sam S.: 1937, 38
 Armer, Walter D.: 1938
 Arnason, Hal G.: 1968, 69, 70
 Arnason, Kim S.: 1970
 Arneson, James A.: 1970, 72
 Arneson, Mark E.: 1969, 70, (71)
 Aro, Michael R.: 1967, 68
 Arrigoni, Peter R.: 1955
 Ariola, Frank: 1985, 86
 Ashby, Jack C.: 1969, 70
 Ashcraft, Clarence Leslie: 1938, 41
 Austin, Adam: 2006
 Austin, Dominique: 2008, 09, 10, 12
 Austin, Wilfred G.: 1924, 25
 Avegalio, Fata Ryan: 2001, 02
 Aycock, Quentin E.: 1952
 Babish, Derek: 2013
 Bachman, Addison: 2011, 12
 Baechler, William K.: 1974, 75, 76
 Bagby, Charles F.: 1942
 Bailey, Michael K.: 1973
 Bailey, William H.: 1984
 Baker, Barrett: (1998)
 Baker, Dave: 1973, 74, 75 (manager)
 Baker, Jared: 2012, 13
 Baker, Marvin B.: 1974, 75
 Baker, Scott: 1976, 77
 Baker, William C.: 1973, 75, 76
 Balich, Nicholas S.: 1957, 58
 Balikian, Michael N.: 1979
 Ball, Lawrence: 2004
 Banjavic, Emil T.: 1939, 40, (41)
 Banks, Antonio C.: 2000, 01
 Barajas, David: 1967, 68
 Barber, Robert Olsen: 1932
 Barker, Lawrence Ward: 2005
 Barkley, Charles Everett: 1916
 Barkley, Howard T.: 1919, 20, 21, 22
 Barkum, Derrick: 2008
 Barnett, Rory T.: 1980, 84

Barnett, Yaniv: 2004, 05, 06, 07
 Barrett, Willis H.: 1973, 74, 75
 Barringer, John B.: 1982, 83, 84
 Barry, Kevin: 2000, 01
 Barthalt, John: 1982, 83, 84
 Barthels, Frederick: 2005
 Basye, Thomas I.: 1984, 86
 Bateman, Ralph Lowell: 1904
 Bates, Michael D.: 1989, 90
 Batiste, Fred: 1949, 50
 Batten, Brady E.: 1993, 95, 96, 97
 Battista, Frank J.: 1959
 Battles, Michael J.: 1973, 74, 75
 Baugher, Daniel: 2002, 03, 04, 05
 Baucus, Jack: 2010, 11
 Baucus, Mickey: 2011, 12, 13
 Baxter, Colin: 2007, 08, (09), (10)
 Bayless, Zebulon Vance: 1901, 02
 Beach, Charles P.: 1913, 14
 Beal, Robert L.: 1964, 65
 Beall, Charles Louis: 1945
 Be'Ans, Donald E.: 1982, 83, 84, 85
 Beard, William Carl: 1952, 53, 54
 Beasley, Don G.: 1952, 53, 56
 Beasley, Jerry W.: 1984, 85, 86, 87
 Beaton, Robert Stenhouse: 1913
 Becker, Peter: 1991, 93
 Bechtold, Kenneth I.: 1926, 27
 Becker, Peter C.: 1991
 Beddow, Edward W.: 1939, 40, 41
 Beeler, George W.: 1932, 33, 34
 Behr, Ernest Edward: 1908
 Beirne, Bryson: 2009, 10, 11
 Bell, James Bryan: 1919, 20
 Bell, Marcus Udall: 1996, 97, 98, 99
 Bell, Michael S.: 2002, 03, (04), (05)
 Bell, Ralph Lewis: 1912
 Bell, Tanner C.: 2002, 03, 05
 Bell, Travis R.: 2005, 06, 07
 Bell, Theopolis: 1972, 73, 74, 75
 Bender-Ramsay, Eric: 2011, 12, 13
 Benjamin, Marcus: 2009
 Bennett, Earl R.: 1929, 30
 Bennett, Joseph Dean: 1942, 46, 47
 Bensingner, Robert: 1979
 Bentley, Donald James: 1941
 Bergman, James Morris: 1934, 35
 Bergman, Craig J.: 1986
 Bernard, Allen Chouteau: 1900
 Bernhard, Durward Isaac: 1911, 12
 Berra, Carl: 1939, 40
 Berry, John Chester: 1934, 35
 Berry, Lowell M.: 1954, 55
 Berry, Ruben: 1983, 84, 85, 86
 Berry, William: 1924 (manager)
 Bertoni, Jason: 2008, 09
 Bertrand, Dave: 2005, 06
 Betty, Stuart R.: 1989
 Bever, Laurence H.: 1927, 28, 29
 Beyer, Ronald E.: 1975, 76, 77, 78
 Bias, Kelvin C.: 1992
 Bichekas, Val S.: 1983, 84, 85, 86
 Bickley, William J.: 1948, 49
 Bingham, Norman J.: 1948, 49
 Bird, Allen Tracy, Jr.: 1910
 Bird, Walter Duane: 1910, 11
 Birmingham, Jim E.: 1983, 84, 85, 86
 Biskin, Trace: 2008, 09, 10, 11, (12)
 Black, Charles: 1904
 Black, John Russell: 1938, 39, (40)
 Black, John R.: 1969, 70
 Black, William Thomas: 1942, 46
 Blackwell, Harrison Jr.: 1977, 80
 Blades, Ernest Orrin: 1908, 09
 Bland, George B.: 1942
 Bland, Vernon Nelson: 1933, 34, 35
 Bleakley, Barry B.: 1953, 54
 Bledsoe, John R.: 1972, 73, 74
 Bledsoe, Frederick W.: 1978
 Blocker, William M.: 1997
 Bloodworth, Ted: 1946
 Boadway, Steve: 1981, 82, 83, 84
 BoBo, Thomas Jr.: 1993, 94, 96
 Boche, Mark G.: 1968, 69

Boeler, George W.: 1932, 33, 34
 Bognanno, Joseph M.: 1957, 58
 Bolen, Lee E.: 1971, 72
 Bonano, John: 2009, 10, 11, 12
 Bondurant, Tra'Mayne: 2011, 12, 13
 Bone, James Lee: 1910
 Bonillas, Jose R.: 1995, 96, 97, 98
 Bonillas, Ygnacio Safford: 1904
 Bondzio, Jason: 2007, 08
 Booth, Nick: 2008, 09
 Borg, Daniel: 2006, 07
 Boris, Robert F.: 1980, 81
 Bostrum, Enoch: 1913
 Boucher, Donald: 1949, 50
 Bouie, Tony V.: 1991, 92, 93, 94
 Bourland, David P.: 1988, 89, 90
 Bowden, Bill: 1938 (manager)
 Bowerman, Donald R.: 1954, 55, 56
 Bowers, Glenn F.: 1953, (54)
 Bowers, Larry W.: 1951, 52, 53
 Boyd, Gregory: 1970, 71, 72
 Boyer, Brant T.: 1992, (93)
 Boykin, Gerald L.: 1952, 53
 Bradley, John S.: 1980
 Bradstreet, Jerbert Neal: 1910
 Brady, Arthur Richard: 1911
 Brady, Blake: 2011, 12, 13
 Brady, James: 1948 (manager)
 Branch, Joseph A.: 1994, 1995
 Brandimarte, James: 1975
 Brandon, John: 1986, 87, 88, 89
 Brandon, Van: 1978, 79, 80, 81
 Brandt, Leo M.: 1950, 51, 52
 Brandt, Russ: 1993, 94, 95
 Brautigan, Roger L.: 1966, 67
 Bray, Heath J.E.: 1989, 90, 91, (92)
 Brechler, William E.: 1962, 63
 Breen, Murice: 1917
 Breinig, Howard R.: 1960, 61, (62)
 Brennan, R. Bradley: 1996, 97, 98, 2000
 Brennan, Thomas R.: 1966, 67
 Brewer, Chris: 1980, 81, 82, (83)
 Brichta, Louis Chambro: 1909, 10, 11
 Bricker, Edward H.: 1962, 63, 64
 Briggs, Lance M.: 1999, 2000, 01, (02)
 Brisco, Arguster: 1971, 74
 Briscoe, John E.: 1962, 63, 64
 Brittain, Brad Richard: 2002, 04, 05
 Britton, Eben: 2006, (07), (08)
 Brockenbury, Richard A.: 1915, 16
 Broderick, Glenn Burwood: 1920, 21, 22
 Brookfield, Charles: 1971
 Brooks, Darrell L.: 2002, 03, (04), (05)
 Brooks, David E.: 1978
 Brookshier, Frank A.: 1923, 24, 25
 Brown, Charles Owen, Jr.: 1903
 Brown, Edward H.: 1954, 55, 56, 57
 Brown, J. Duncan: 1926, 27
 Brown, Lyle: 2009, 10, 11
 Brown, Lynnden A.: 1981, 82, 83, 84
 Brown, Marvin: 1999
 Brown, Patrick L.: 1958, 59, 60
 Brown, Peterson: 1923
 Brown, Willard Morse: 1899
 Brumfield, Wally M.: 1972, 73
 Brunelli, Lee Q.: 1985
 Brunk, Michael D.: 1962, 64
 Bruschi, Tedy L.: 1992, 93, 94, (95)
 Bryan, Copeland J.: 2002, 03, 04, 05
 Bryant, Jimmy R.: 1963, 64
 Bubala, Joseph Eugene: 1957, 58, 60, 61
 Buckner, Dan: 2011, 12
 Buehman, Albert Rex: 1904
 Bullock, James D.: 1991
 Bunch, Gordon A.: 1982, 83, 84
 Bundage, Cayman: 2012, 13
 Bundy, Michael S.: 1991
 Burden, E. Todd: 1987, 88, 89, 90
 Burget, Christopher J.: 1983, 85
 Burnett, Chester D.: 1993, 95, 96, 97
 Burnett, James D.: 1954, 55
 Burnham, Roderick Deann: (1908)
 Burrows, Ashley: 1998
 Bush, Bruce C.: 1981

Bush-Loo, Keoni: 2012, 13
 Butler, Kylan: 2011, 12, 13
 Butts, Horatio Cotter: 1927, 1928
 Calderwood, Roger L.: 1964, 65, (66)
 Callen, Robert Leon: 1996, 98, 99
 Calloway, Lawrence: 1905, 07 (manager), 08, 09
 Cameron, Carl C.: 1937, 38
 Camp, Charlie: 1991, 92, 94, 95
 Campbell, Duncan Hugh: 1899, 1900
 Campbell, Nathan: 1998, 99, 00
 Campos, Jose Luis: 1998
 Campbell, Thomas: 1971, 72, 73, 74
 Canidate, Trung J.: 1996, 97, 98, 99
 Cannon, Frank Mullen: 1910
 Capers, Wayne Jr.: 2012
 Capps, Clarence R.: 1945
 Capps, Ferril: 1941, 42
 Cardella, Kenneth C.: 1951, 52, 53
 Cardoza, Paul J.: 1974
 Carey, Ka'Deem: 2011, 12, 13
 Carey, Tom: 1930
 Carlson, Clarence W.: 1931, 32, 33
 Carlyle, Thomas Gordon: 1933, 34, 35
 Carney, John T., Jr.: 1961, 62
 Carpenter, Harold David: 1915, 16, 17
 Carpenter, Miles Miller: 1908, 09, 10
 Carpenter, Lewis: 1920, 22, 23, 24
 Carpenter, Thomas: 1948
 Carr, Beau: 2002
 Carrillo, Oscar Jr.: 1947, 48, 49, 50
 Carroll, Joseph S.: 1959, 60
 Carter, Bob R.: 1979, 80, 81
 Carter, John E.: 1979
 Carter, Ontiwaun E.: 1991, 92, 93, (94)
 Caruthers, Edward J. Jr.: 1967
 Caruthers, Sam R.: 1912, 1913
 Case, Darren James: 1987, 88, 89, 90
 Case, Travis J.: 1949, 52
 Cason, Antoine: 2004, 05, (06), (07)
 Cassarino, William M.: 1971
 Castaneda, Rudolph: 1899
 Castillo, Jeff Phillip: 1985
 Castle, Sam E.: 1965, 66
 Castle, Stephen C.: 1973
 Catlin, Ronald: 1977, 78, 79
 Cecil, Charles: 1984, 85, 86, (87)
 Cephers, Troy: 1985, 86, 87
 Chacon, Brian: 2011, 12, 13
 Chalmers, Stephen Martin: 1946
 Chambers, Dale Sherman: 1945 (manager)
 Champion, William H.: 1972, 73
 Chapman, Jan L.: 1905
 Chatman, Jermaine: 2000, 01
 Chavez, William E.: 1967
 Cherry, Joe Wesley: 1946
 Chiasson, Jeffrey T.: 1994, 95
 Christensen, William John: 1958, 59
 Christiansen, Brian A.: 1981
 Christiansen, Richard A.: 1950, 51, (52)
 Christy, Fred Chase: 1900, 01
 Christy, Theodore R.: 1961, 62, (63)
 Ciasca, Michael: 1992, 93
 Clark, Carl Wood: 1912, 13
 Clark, Donald F.: 1932, 33
 Clark, Drexel D.: 1930, 31, 32
 Clark, George: 1932 (manager)
 Clark, Marvin Carl: 1921, 22, (23), 24
 Clark, Wallace W.: 1925, 26, 27, 28
 Clarke, Raymond: 1970, 71, 72
 Claus, Bart: 1952, 53, 55
 Clawson, George Albert: 1912, 14
 Claves, Alfred: 1923
 Clayton, Harry H.: 1934, 35
 Clayton, Reed Douglas: 1985, 86
 Clifford, Brian P.: 1980
 Cloud, Leo Frederick: 1912, 14
 Clumb, Fred J.: 1940, 41
 Clymer, Vance Geer: 1917, 19, 20, 21
 Cobb, Robert L.: 1978, 79
 Cobb, Travis: 2009, 10
 Cobbe, George H.: 1934
 Cochran, Charles M.: 1933, 34, (35)
 Codd, George Gordon: 1935, 36, 37
 Codd, William A.: 1953, 54, (55)

2014 Arizona Football Media Guide

Coddington, James L.: 1967, 68
 Cody, William F.: 1955
 Colace, Joseph J.: 1973, 74
 Cole, Dalton J.: 1973, 74
 Cole, James A.: 1951
 Collier, Horace Jay: 1929, 30, (31)
 Collins, Guy: 1984
 Comeaux, Otis: 1967, 68
 Compton, Gilbert M.: 1981
 Concannon, James M.: 1941
 Condron, Albert Harlan: 1913, 14
 Conn, C. Roy: 1938, 39, 40
 Connell, Thomas Joseph: 1922
 Connolly, Leo Max: 1929
 Conner, John: 1982, 83, 84
 Connor, David A.: 1983, 84
 Converse, Arthur Lee: 1946, 47, (48)
 Converse, Arthur Tracy: 1972, 73
 Conwell, Dakota: 2012
 Cook, Charles E.: 1958
 Cook, Kenneth J.: 1961, (62)
 Cook, Oscar: 1917, 19
 Cook, William L.: 1979, 80, 81
 Cooley, Thomas W.: 1968, 69
 Cooper, Carl Willis: 1936, 38
 Cooper, Michael: 2011, 12
 Cooper, Van E.: 1974, 75, 76, 77
 Coppinger, James R.: 1945, 46
 Corbitt, Donald Oliver: 1946, 47
 Corley, Cecil H.: 1942
 Corley, Vaughn S.: 1953, 54, 55
 Corley, Vaughn S. Jr.: 1980
 Corral, Christopher: 1991, 92, 93
 Cosgrove, Bard L.: 2001, (02), 03
 Costa, Dominic K.: 2002, 03
 Coston, Gary D.: 1986, 87, 89, (90)
 Couch, Steve: 1982
 Coulter, Robert L.: 1992, 93, 94
 Courtney, David L.: 1972
 Couthchie, Fover L.: 1940, 41, 42
 Cox, Tremaine J.: 2001
 Covington, J. Herbert: 1935
 Crawford, Albert M., Jr.: 1913, 14, 15, 16
 Crawford, Johnny R.: 1976, 77, 78, 79
 Creviston, Kenton L.: 1975, 76, 77
 Crier, Keenyn: 2007, 08, 09, 10
 Crimes, Jerome: 1980, 81
 Criner, Juron: 2008, 09, 10, 11
 Crogan, Fred: 1933, 34
 Croom, Larry: 1999, 2000
 Cropper, Gary Lee: 1956, 57, (59)
 Crosby, Cleveland P.: 1978, (79)
 Crossman, Richard A.: 1967, 68, (69)
 Crouch, Andrew: 1983, 85, 86
 Crouch, Cecil James: 1947, 49
 Crouch, Robert E.: 1924, 25, (26), 27
 Crowell, Irving Potter: 1921
 Crum, Hilliard H., Jr.: 1946, 47
 Crum, Robert H.: 1970, 71, 72
 Crump, Gino: 2010, 11
 Cunningham, Van Hugh: 1945
 Cury, Ronald E.: 1970
 Cusick, Edward Timothy: 1920
 Custer, Blake F.: 1985, 86, 87
 Dahlquist, Eugene M.: 1963, 64
 DaLee, Ronald A.: 1969, 70, 72
 DalMolin, Benjamin A.: 2001, 02, 04
 Daniels, Chidi: 1999
 Daring, Jackson D.: 1953(manager)
 Dassoff, Lester: 1942
 D'Auria, John C.: 1971, 72
 Davidson, William Simpson: 1905
 Davies, William Walter: 1930, 31, (32)
 Davis, Barto C.: 1925, 26
 Davis, Derral W.: 1973, 75
 Davis, Guy D.: 1979, 80
 Davis, Jack O.: 1955, 56, (57)
 Davis, Jerry A.: 1972, 73, 74
 Davis, Kenneth L.: 1969
 Davis, Preston: 1964
 Davis, Sidney P.: 1951, 52, 53
 Davis, Vernon C.: 1971, 73
 Davitch, Jerry J.: 1962, 63, 64, 65
 Dawson, Michael D.: 1972, 73, 74, 75
 Day, Courtland F.: 1899, (1900), 01, 02, 03
 Day, Raymond A.: 1948, 49, 50
 Day, Kyle: 2009
 Deal, Ralph E.: 1927
 Dean, Delashaun: 2007, 08, 09
 Dean, John Barry: 1970, 71, 72
 DeBow, James W. III: 1985, 86, 87, 88
 Deen, William E.: 1950, 51, 52
 Dellaccio, Dominick J.: 1965
 Memory, John W.: 1970, 71, 72
 Demps, Thomas: 1992, 93, 94, 95
 Dennard, Brennan J.: 2004, 05, 07
 Dennis, Karl A.: 1939, 40, 41 (manager)
 Denton, Brian D.: 1983, 84, 85, 86
 Denker, B.J.: 2012, 13
 De Rego, Lamar: 2011, 12
 Dermody, Richard L.: 1942
 Dersam, Michael D.: 1992
 DeSonia, Dave H.: 1962, 63, 64
 DeSylvia, Michael E.: 1971
 Detloff, Albert John: 1903, 04
 Detwiler, Michael G.: 2000, 01
 DeWan, Timothy D.: 1964, 66, 67
 Diaz, Mike: 2008, 09
 Dice, Richard P.: 1993, 94, 95, (96)
 Dickerson, Lynn R.: 1976, 78
 Dickey, Charles J.: 1983, 84
 Dickey, Troy: 1992, 93
 Dicus, Waldo M.: 1927, 29, (30)
 Diebold, Theodore R.P.: 1925, 26, 27, (28)
 DiGiacomo, Curt: 1984, 85
 Dirst, Wayne A.: 1940, 41, 42
 Divelbess, Harold L.: 1923, 24, 25, 26
 Dixon, William: 1988, 89, 90, 91
 Dobyns, Jay A.: 1982, 83, 84
 Dodge, Abbott E.: 1930
 Dodson, Richard L.: 1970, 71, 72
 Donarski, James D.: 1950, (51), (52)
 Doolen, Edward W.: 1970, 71, 72
 Dotson, Lionel: 2004, 05, 06, 07
 Dotsy, Vaughn: 2008, 09
 Douglas, David: 2008, 09, 10, 11
 Douglas, James K.: 1964, 65
 Doulgerakis, Steven: 1997
 Dow, Allison C.: 1935
 Dowell, Danny: 1986
 Downey, Roland V.: 1916, 17
 Dozier, C.J.: 2012
 Drachman Frank E.: 1925
 Drake, Joe L.: 1981, 82, 83, 84
 Driscoll, Mark P.: 1968
 Drummond, Kirk: 1976, 77
 DuBoise, John: 1984, 85
 Dugandzic, Kyle: 2011, 12
 Duke, Charles L.: 1968, (69)
 Duke, Homer Ashley: 1934, 35, 36
 Dumelie, Laurence G.: 1958
 Dungan, Jack Rowen: 1938, 39, 40
 Dungan Joseph: 1942
 Dunham, Orza Kenneth: 1900
 Dunn, Thomas P.: 1957
 Dunseath, James Elliott: 1929, 30, 31
 Durazzo, George William: 1945
 Durden, Allan: 1982, 83, 84, (85)
 Durlay, Earle Preston: 1908, 09
 Duwe, Herman A.: 1932, 33, 34
 Dyer, Harvey Lee: 1946, 47, 48
 Eafon, Kelvin L.: 1996, 97, (98)
 Ealy, Biren S.: 2002, 03
 Earley, Wayne O.: 1952 (manager)
 Earls, Derek: 2010, 11
 Ebbele, Fabbians: 2011, 12, 13
 Eckert, Richard A.: 1971
 Eddy, Christopher L.: 1971
 Edmonds, N. Wayne: 1967
 Edwards, F. Thomas: 1998
 Edwards, Neon: 1982, 83, 84
 Edwards, Vance Phillips: 1905
 Egbert, Henry D.: 1939, 40
 Eggold, John L.: 1969, (70)
 Eidson, Ryan: 2003, 04, 05
 Elder, William David: 1945
 Eldridge, David: 1985, 87, 88
 Elias, Josh: 2011
 Eller, Karl: 1949, 50, 51
 El-Mashtoub, Hicham: 1991, 92, 93, 94
 Elmore, Ricky: 2007, 08, 09, 10
 Elzer, Norman Leonard: 1928
 Engle, Ryan J.: 1977
 English, John A.: 1979
 Enke, Fred William: 1946, 47
 Erb, Marion Julius: 1919, 20
 Erby, Obra: 1974, 75, (76)
 Ernhaus, J. Fred: 1937, 38
 Ermisch, Trevor: 2011, 12, 13
 Erno, Trevor: 2010
 Escalada, Joe A.: 1964, 65, 66
 Eschler, Lee: 1949
 Ethel, Willis: 1932 (manager)
 Evans, Bryan G.: 1982, 83, 84
 Evans, Byron: 1983, 84, 85, 86
 Evans, Jeremy W.: 1994, 95, 96
 Evans, John H.: 1946,47(manager)
 Faafoi, Fajtele: 2012, 13
 Fairholm, Jeffrey D.: 1984, 85, 86
 Fairholm, Lawrence D.: 1984, 85, 86
 Fanene, Aiulua: 2011
 Farley, James L.: 1967
 Farmer, Clarence E.: 2000, 01, 02, 03
 Faulks, Jimmy Don: 1960, 61, 62
 Feasel, Hal B.: 1961
 Ferlan, Tim: 1997
 Fergerson, Clarence J.: 1969
 Feula, Vincent V.: 2002
 Fiihr, Ervin H.: 1950, 52, 53
 Fibrun, David Eugene: 1931, 32, 33
 Fina, John J.: 1988, 89, 90, (91)
 Fineanganfo, Nick: 1988, 89, 90, 91
 Finfrook, Charles D.: 1966
 Finklea, Claude M.: 1954
 Finnerty, Thomas Jackson: 1917, 20
 Fipp, David B.: 1994, 95, 96, 97
 Fischer, Jake: 2009, 10, (12), (13)
 Fish, Frank Wakefield: 1899
 Fitzgerald, Thomas P.: 1963, 64
 Fitzpatrick, Joseph W.: 1939, 40
 Flajnik, Joseph A.: 1972
 Flake, William Lindsey: 1939, 40
 Flanagan, James J.: 1909, 11 (manager)
 Fleming, Stephen: 2001, 02, 03, (04)
 Fleury, Nicholas J.: 1999, 2001
 Flickinger, Donald Arthur: 1923, 24, 25
 Flory, Robert C.: 1988, 90
 Flournoy, Francis S.: 1977, 78, 80, 81
 Flowers, Marquis: 2010, 11, 12, 13
 Foles, Nick: 2009, (10), (11)
 Folk, Nicholas A.: 2003, 04, 05, 06
 Fontana, Mark: 1988, 89
 Fontenot, Wilrey: 2004, 05, 06, 07
 Forch, Ralph E.: 1922
 Ford, Emmet Tomlinson: 1904
 Ford, William G.: 1925
 Foremaster, Duane G.: 1956
 Forwood, Christopher Ryan: 1998
 Foster, Hugh M.: 1902
 Foster, Trevor: 2007, 08, 10
 Fouse, John G.: 1962, 63, 64
 Fowler, Charles Vaughn: 1933, 34, 35
 Fowler, John W.: 1949
 Fox, Nils: 1983, 84
 Fraleigh, Wayne Francis: 1990, 91, 92
 Francis, James: 1991, 92, 93
 Franzel, Clifford B.: 1965
 Fraser, Keoki L.: 2001, 02, 03, (04)
 Fraser, Keoni Alexander: 1998, 99, 00
 Freeman, Michael J.: 1981, 82, 83
 Freeman, Phillip: 1982, 83, 84
 Freemon Albert William: 1959
 Freitas, Makai K.: 1997, 99, 2000
 Freitas, R. Makoa: 1998, 99, 2000, 01, (02)
 French, George: 1936, 37, 38
 Frey, William C.: 1940
 Friedman, Gary B.: 1952
 Fries, Jeffrey, E.: 1964, 65
 Fry, Robert F.: 1952, 53, 54
 Fuimaono, Saneilia: 2011
 Fuimaono, Nokise: 1967, 68
 Fulcher, Anthony D.: 2000, 01
 Fulcher, Mark A.: 1980, 81
 Gaddis, Reginald O.: 1986, 87, 89
 Gaffney, Timothy P.: 1970, 71
 Gallagher, Paul Thomas: 1930
 Gallagher, Thomas R.: 1974, 75
 Ganz, Sylvan Cleveland: 1904 (manager)
 Garcia, Frank B.: 1978
 Garcia, Phillip: 2009, 10
 Gardner, George Delos: 1930, 31
 Gardin, Ronald L.: 1968, 69
 Gareeb, Robert J.: 1978, 80, (81)
 Garis, Robert C.: 1959, 60, (61)
 Gartin, Herbert D.: 1935, 38, 39
 Gatchel, Donald: 1938, 39
 Gathers, Merie E.: 1971
 Gaut, James T.: 1973
 Gayles, Leland Orlando: 1996, 98, 99
 Geist, James R.: 1957, 58, (59)
 Gentry, Martin: 1925, 26, (27), 28
 Georges, Clive: 2012
 Gerber, Howard: 1973
 Gerhart, Marion Dale: 1942 (manager)
 Gerst, Manuel: 1936, 37
 Geyer, DeWayne Scott: 1988, 89
 Giangardella, Samuel A.: 1977, 78, 79, 80
 Gibbins, Frank Tom: 1925
 Gibbins, Percy Nicholas: 1928 (manager)
 Gibson, Francis L.: 1984, 85, 86, 87
 Gibson, Gary R.: 1979, 80, 81
 Gieseke, Earl F.: 1937, 38
 Gilbert, Sheldon: 1954 (manager)
 Gilbert, Craig L.: 1989, 90, (91)
 Gilbert, Ira Norman: 1916, 17
 Gilbert, Reggie: 2011, 12, 13
 Giles, Matthew: 1968
 Gill, Bobby L.: 2002, 03
 Gillespie, Don S.: 1930, 31
 Gillespie, John S.: 1958, 59, 60
 Gillett, Leslie Alexander: 2000, 01, 02
 Gilliland, Charles H.: 1922, 24, (25), 26
 Gimbel, Si W.: 1962, 63, 64
 Giovando, Kenneth: 1964
 Glanton, Robert: 1995
 Glasenapp, Altem D.: 1975, 76
 Glass, Harry L.: 1976, 78
 Glazier, Leland William: 1949, 50, (51)
 Glonek, Paul William: 1990
 Glover, Bradford R.: 1997
 Glover, Stadford L.: 1997, 98, 99
 Gobel, Mark L.: 1981, 82
 Goda, Donald J.: 1950
 Godwin, James S.: 1934 (manager)
 Goetz, John H.: 1962
 Goff, Joe Lahman: 1946, 47
 Golden, Robert: 2008, 09, 10, (11)
 Gonzales, Gilbert M.: 1950, 51, 52
 Gonzales, William J.: 1950, 51, 52
 Gonzalez, Salvador S.: 1956, 57
 Goodson, Kenneth E.: 1932, 33
 Goodman, Gens P.: 2002
 Goodwin Cornelius: 1973
 Gorham, Charles W.: 1972, 73
 Gorham, Chase: 2010, 12, 13
 Gorry, Thomas R.: 1961
 Gosar, Kevin G.: 1991, 92, 93, 94
 Goslin, Frederick Billings: 1945
 Gottschalk, Adam: 2011
 Gould, Silas Elias: 1921
 Grace, Steven K.: 1998, 99, 2000, (01)
 Graham, Jack: 1949
 Graham, Max Wayne: 1959
 Grand, Adam Marc: 1990, 91, 92
 Grandon, Jourdan: 2011, 12, 13
 Graniello, Peter: 2004, 05, 06, 07
 Grant, Adam: 2008, 09, 10
 Grant, Samajie: 2013
 Grant, Virgil E.: 1961, 62, 63
 Graves, Marshame D.: 1980, 81, 82, 83
 Gray, Chris: 1999, 2000
 Gray, Harry J.: 1930, 1931
 Gray, Leon W.: 1935, 36, 37
 Greathouse, George: 1974, 75, 76
 Greathouse, Arthur D.: 1986, 87, 88, 90
 Greene, Marcellus L.: 1979, 80

2014 Arizona Football Media Guide

Greenfield, Tom Guy: 1936, 37, 38
 Greenlee, Walter: 1909
 Greenlee, William F.: 1966
 Greer, Daniel P.: 1995, 96, 97, 98
 Greer, Henry B.: 1937
 Greer, Jason Wilbur: 1931, 32, 33
 Gresham, Glen F.: 1972, 73
 Greth, James W.: 1966
 Gridley, Adam Albert: 1927, 28, 29
 Gridley, Rollin T.: 1925, 26
 Griffey, Trey: 2013
 Griffin, Courtney J.: 1981, 83
 Griffis, Bob W.: 1955
 Griffith, Richard P.: 1989, 90, 91, 92
 Grigsby, Nicolas: 2007, 08, 09, 10
 Grimes, Thomas d.: 1953, 54
 Groninger, Robert N.: 1951
 Gronkowskij, Chris: 2008, 09
 Gronkowskij, Rob: 2007, 08
 Groppenbacher, Richard D.: 1986, 87, 88
 Gross, Alfred E., Jr.: 1979, 80, 81, (82)
 Gross, T.D.: 2013
 Grossetta, Warren Arthur: 1909
 Grossman, Jim W.: 1979, 80
 Groweg, Edward A.: 1909
 Guendelsberger, James C.: 1950, 51
 Gunn, Tyrone C.: 1996
 Gurrola, Steven: 2013
 Hakes, Kenneth W.: 1986, 87, 88, 89
 Hale, Daniel James: 1958
 Hall, Adam: 2009, 10
 Hall, Charles A.: 1947, 48, 49
 Hall, Corey: 2006, 07, 08, 09
 Hall, Derek Jason: 1996, 98, 99
 Hall, Herman: 2008, 09
 Hall, Reginald R.: 1980
 Hall Richard R.: 1973, 74, 75
 Halland, Jack D.: 1960
 Hallmark, Wame J.: 1915, 16, 17
 Halverson, Arthur J.: 1954, 55
 Halverson, Mark L.: 1977
 Hamilton, Willie O.: 1972, 73, 74
 Hammels, James Vinton: 1914, 15
 Hammerschmidt, Jeff B.: 1987, 88, 89, 90
 Hampton, Mario M.: 1988, 89, 90, 91
 Hand, Bryan: 1995
 Hankins, Derek: 1991
 Hannapel, Ray: 1951, 53
 Hannasch, Joseph R., Jr.: 1969, 70
 Hanawalt, James F.: 1986
 Hansen, Dillon H.: 2005
 Hansen, Peter: 1998, 99, 2000, 01
 Hankins, Rob: 2011
 Hantla, Jeff: 1976
 Hardaway, George Dainwood: 1917, 19
 Hardcastle, Kevin W.: 1980, 81
 Hardin, Fariss: 1937, 38, 39
 Hardt, Clay R.: 2000, 01, 02, (03)
 Hardville, Andrew M.: 1979, 80
 Hardy, Eugene: 1984, 85, 86, 87
 Hardy, Reginald Wendell Jr.: 1998
 Hargis, Tom C.: 1937, 38, (39)
 Hargis, William: 1928, 29, (30)
 Hargrave, Richard S.: 1966
 Harman, Ronald W.: 1969
 Haroon, Idris Mubarak.: 1997, 98, 99, 00
 Harrington, Tyrone K.: 1994, 95
 Harris, Gary H.: 1976, 77, 78, 79
 Harris, Gilbert L. Jr.: 2002, 03, 04, (05)
 Harris, Michael L.: 1968
 Harris, Lamar: 1992, 93, 94
 Harris, Neal D.: 1977, 78, 81
 Harris, Rickie C.: 1963, 64
 Harris, Sean E.: 1991, 92, 93, (94)
 Harrison, Henry R.: 1969
 Hart, Cornelius Brian: 1962, 63, 64
 Hart, Robert D.: 1951, 52
 Hartwig, Malcom Keith: 1974, 75, 76
 Harvey, Oscar: 1975, 77, 78
 Harwig, Malcom Keith: 1974, 75, 76
 Harvey, Oscar: 1975, 77, 78
 Harwick, Ralph N.: 1905
 Haskins, Tracy: 1947 (manager)
 Hastings, Scot D.: 1973
 Hatcher, Burrell R.: 1903, (04), 05, 08 (manager)
 Hatcher, Paul: 1954, (55), (56)
 Hawes, Adam: 2005, 06
 Hawk, Michael E.: 1965
 Hawthorne, Kelvin: 1979, 80
 Hayes, Jovon: 2009, 10
 Haynes, Allyn M.: 1972, 73, 74
 Haynes, Noel Timothy: 1977, 78, 79
 Hazlett, Carl E.: 1956, 57, 58, 59
 Heater, Larry: 1978, 79
 Heath, John Leigh: 1945, 46
 Heavner, Kris S.: 2003, 04, 06, 07
 Hedgepeth, John Allen: 1912
 Heemsbergen, Mikal B.: 1991, 92
 Held, Eddie Charles: 1937, 38, 39
 Helm, Lloyd: 1932 (manager)
 Hemmila, Zach: 2013
 Henderson, Delbert: 1939, 40
 Henderson, Douglass L.: 1975, 76, 77
 Henderson, Ronald Clyde: 1933, 34, 35
 Hendry, James William: 1914, 15, (16)
 Henke, Brad W.: 1987, 88
 Henry, Chris J.: 2004, 05, 06
 Henson, Harry Donald: 1946, 47, 48
 Herbert, James M.: 1972
 Hernandez, Joseph M.: 1960, 61
 Herring, Norman S.: 1928, 29
 Hersey, Richard D.: 1979, 80
 Hesson, Ryan T.: 1993, 94, 95, 96
 Hettle, Bruce: 1938, 39, 40
 Hibbert, David William: 1958
 Hicks, Hadley F.: 1952
 Hicks, Taylor T.: 1928
 Hicks, Tim Paul: 1985
 Higginbotham, Aaron: 1999, 2000, 02
 Higgins, John Joseph: 1910 (manager)
 Higuera, Ronald J.: 1965, 66, 67
 Hiil, Alfondia: 1979, 80
 Hill, Austin: 2011, 12
 Hill, Bruce A.: 1973, 74, (75)
 Hill, Danny: 1982
 Hill, David: 2011
 Hill, Derek Keith: 1985, 86, 87, 88
 Hinkle, George A.: 1984, 85, 86, 87
 Hinrichs, James Thomas: 1998, 99
 Hinton, David: 2000, 01, 02
 Hinton, Jerome T.: 1997
 Hobbs, John Cole: 1919, 20, 21, (22)
 Hobson, Harry T.: 1914 (manager)
 Hobson, Hank: 2011, 12, 13
 Hodges, Frederick G.: 1949, 50
 Hodgeson, Gregory A.: 1973, 74, 75
 Hodnett, William Edward: 1902
 Hoentsch, Gerhard W.: 1973, 74, 76, 77
 Hoffman, James W.: 1991, 92, 93, 94
 Hogan, Thomas Ellsworth: 1942, 46, 47
 Hoisington, Hark: 1986
 Holbrook, Horace Pollins: 1904
 Holbrook, Kenneth William: 1958, 59, 60
 Holiday, Devin: 2013
 Holland, Briam E.: 1980, 81, 82
 Holley, Bret: 1986, 87, (88)
 Holley, R. Donald: 1954, 55
 Hollingsworth, Marcus: 2003, 04, 05, 06
 Holmes, John Garnett: 1899
 Holmes, Louis: 2006, 07
 Holmes, Robert: 1937
 Holmes, Ronald T.: 1995, 96
 Holmes, Tim J.: 1978, 79, 80
 Holt, Harry T.: 1976
 Holt, Julius K.: 1981, 82
 Holt, Richard H.: 1989, 90, 91
 Hood, Allan: 1930
 Hood, Kenneth B.: 1951, 52, 53
 Hood, Tevin: 2012, 13
 Hook, James Clint: 1955 (manager)
 Hooper, Daren: 1995
 Hoopes, Mitchell K.: 1973, 74
 Hopkins, James M.: 1990, 91, 92, 93
 Homesley, Ray R.: 1965, 66, 67
 Horton Jr., Donald: 2006, 07, 08, 09
 Horton, Dwayne W.: 1977, 78
 Horton, Jon M.: 1983, 84, 85, 86
 Houk, Richard L.: 1969
 Houle, Joseph Arthur: 1938, 39
 Housley, Jack B.: 1977, 78, 79, 80
 Howard, Daniel J.: 1973, 74, 75
 Howard, Lawrence F.: 1946, 47, 48, 49
 Howard, W. Patrick: 1901, 02, 03, 04
 Howell, Glenn: 1984, 85
 Hubbert, Bradley: 1965, 66
 Hudgins, Robert M.: 1951
 Hudlow, Floyd L.: 1963, 64
 Hugo, James: 1999, 2000, 01, 02
 Huisman, Aaron: 1999, 2000
 Hulsh, Wayne L.: 1950
 Humphrey, Robert J.: 1958
 Hundley, Brett: 1986
 Hundley, Marquis: 2007, 08
 Hunley, K. LaMonte: 1981, 82, 83, (84)
 Hunley, Ricky C.: 1980, 81, 82, (83)
 Hunsaker, Donald Eldon: 1946, 47, 48, 49
 Hunsaker, Ralph E.: 1955, 56, 57, (58)
 Hunter, Troy Lee: 1982, 83
 Hunter, Kelvin Leander: 1996, 97, 98, 99
 Hurd, Martin C.: 1958, 59
 Hurley, Steven: 1968, 69
 Huss, Joseph V.: 1915
 Hustead, Dan: 1968, 69
 Hutchinson, Glenn R.: 1978, 79, 80
 Hutchison, Martin L.: 1966, 67
 Ingraham, Marvin (Corky): 1977, (78)
 Irish, John Robert: 1940, 41, 42
 Irvine, Marvin: 1940
 Irwin, Craig: 1975, 76
 Irwin, William S.: 1971, 72, 73
 Isham, Nick: 2013
 Ismay, Bill Bruce: 1958, 59, 60
 Israel, Harold: 1934
 Jackson, Akil F.: 1993, 94
 Jackson, Chato M.: 1993, 94, 95, 96
 Jackson, David D.: 1980
 Jackson, George Dewar: 1935, 36, 37
 Jackson, Greg M.: 1979
 Jackson, Johnny: 2012, 13
 Jackson, Johnny Ray: 2000, 01
 Jackson, Keith M.: 1975, 76
 Jackson, Lawrence Richard: 1912, 13, 14
 Jackson, Louis F.: 1923, 24, 25, 26
 Jackson, Robert F.: 1951, 52
 Jackson, Sir Thomas: 2012, 13
 Jacobs, Mark E.: 1974, 75, 76
 Jacobs, Robert E.: 1954
 Jacobson, Joe Ford: 1922, 23
 Jacobson, Robert C.: 1902, 03
 Jacobson, Robert G.: 1969
 James, Patrick J.: 1989, 90
 James, Russell F. (Rusty): 1996, (97)
 Jan, Kyle D.: 1989, 90, 92
 Jankowski, Edward R.: 1992
 Jarrett, Shawn C.: 1992, 93
 Jefferson, James M.: 1969
 Jefferson, Michael D.: 2003, 04, 05
 Jenkins, Alfred D.: 1983, 84, 85, 86
 Jenkins, Daniel E.: 2010, 11, 12, 13
 Jenkins, Frank: 1967, 68
 Jenkins, Ortege: 1997, 98, 99, 2000
 Jennings, Chris: 2006, 07
 Jensen, William J.: 1977, 78, 79, 80
 Jevic, David B.: 1980
 Jochum, Justin E.: 2001, 02
 Johnson, Abraham: 1965, 66
 Johnson, Albert J.: 1936, 38
 Johnson, Anthony L.: 2004, 05, 06, (07)
 Johnson, Billy Ray: 1990, 91, 92, (93)
 Johnson, Clyde: 1945
 Johnson, Christopher J.: 2002, 03, 04
 Johnson, Cortez: 2011
 Johnson, Earl William: 1990
 Johnson, Eric T.: 1992, 93
 Johnson, Fred S.: 1942, 49
 Johnson, Harry B.: 1948
 Johnson, James E.: 1970, 71
 Johnson, Jason: 99, 2000, 01, (02)
 Johnson, Keshon: 1991, 92
 Johnson, Kirk: 2001, 02, 03, 04
 Johnson, Michael: 1998
 Johnson, Michael: 2005, (06)
 Johnson, Rashee: 1995, 97
 Johnson, Reggie A.: 1988, 89, 90
 Johnson, Robert: 1941, 42
 Johnson, Richard L.: 1965, 66
 Johnson, Vance E.: 1981, 82, 83, 84
 Johnson, Warren L.: 1991
 Johnson, Zaharius N.: 1999, 2000, 01
 Jolivette, Michael: 2000, 01, 02, 03
 Jones, Collins Ray: 1912, 13
 Jones, David M.: 1935 (manager)
 Jones, Dennis K.: 1970, 71
 Jones, Durrell J.: 1986, 87
 Jones, Edward Horton: 1901
 Jones, Rafell O.: 1995, 96, 98, 99
 Jones, Jeffrey A.: 1983, 85
 Jones, John M., Jr.: 1965, 66, (67)
 Jones, Rolland R.: 1973
 Jones, Sean C.: 2002, 03, 04, 05
 Jones, Tellas: 2013
 Jones-Grigsby, Terris: 2013
 Jones, Weldon R.: 1969
 Joppru, Jeremy Jay: 1998, 99
 Jordan, Jimmy P.: 1957
 Juarez, Edward C.: 1972, 73
 Julian, Barry S.: 1989, 90, 91, 92
 Julsing, Jack: 2009, 10
 Just, Jeremy L.: 1993
 Justice, Steve G.: 1983, 84, 85
 Kaesman, Chris L.: 1979, 80, 81, 82
 Kaiser, John F.: 1982, 83
 Kalil, Frank: 1980, 81, 82
 Kasenez, Jerrold: 1962 (manager)
 Kasprzyk, Paul Richard: 1985, 86, 87, 88
 Kastner, Leslie: 1949
 Katnik, Norman P.: 1978, 79
 Keasler, Billy Ray: 1957, 58
 Kearns, William: 1921 (trainer)
 Keel, Mark A.: 1981, 82
 Keel, C. Sean.: 1998, 2000, 01, 02
 Kelley, Joe N.: 1947, 48, 49
 Kelley, Kyle: 2013
 Kelley, Xavier: 2006, 07, 08, 09
 Kelly, Francis: 1923
 Kelly, Henry Mike: 1952
 Kelly, John R.: 1949, 50
 Kelly, Larry D.: 1932
 Kelly, Roy B.: 1948, 49
 Kelton, Frank Caleb: 1902, 03
 Kenley, Gary M.: 1961
 Kerley, Blake: 2006, 07, 08, 09
 Kern, Josh: 2013
 Kerr, Steven G.: 1961, 62, 63
 Kersting, Kerry P.: 1983
 Kiewel, Jeffrey C.: 1980, 81, 82
 Killingsworth, Tipton Waller: 1942
 Kilpatrick, Ryan: 2005
 Kimmey, William: 1954 (manager)
 Kindred, Randy: 1986, (87)
 King, Kurt J.: 1995
 King, Richard H., Jr.: 1964, 65, (66)
 Kiniski, Eugene: 1951
 Kirchoff, Jay A.: 1991, 92
 Klahr, Gary: 1967, 69
 Klausen, Douglas J.: 1967, 69, 70
 Klyce, Michael: 2006, 07
 Knapp, A. Bruce: 1931, 32
 Knez, Fred: 1942, 46, (47)
 Knight, Robert L.: 1949
 Knight, Webster (Wid): 1976
 Knott, David K.: 1961, 62, 63
 Knotts, Walter S.: 1960, 61
 Knowles, Khyri: 2010
 Knox, Charles McMeekan: 1985, 86
 Knox, Kenneth W.: 1934, 35, 36
 Knudsen, Chris J.: 1977, 79, 80, 81
 Koa, Henry: 1975, 77, 78
 Koch, F. Adrian: 1997, 98, 99, 00
 Koenig, Virgil: 1948
 Kolesar, Stephen: 1945
 Komorowski, Jan W.: 1966
 Kondora, Nicholas: 1951, 52, 53, 54
 Kossler, Tommy J.: 1961, 62
 Kotchou, Peter: 1956
 Kovalcheck, Richard: 2004, 05

2014 Arizona Football Media Guide

Kramer, Barry J.: 1979, 80
 Krogstad, Dane: 2004, 05, 06, 07
 Krohn, James: 1976, 77, 78, (79)
 Krohn, Jerry S.: 1979, 80
 Kriz, Richard A.: 1966, 68
 Kucy, Ed Paul: 2993
 Kuhel, Roland G.: 1951, 52, 53
 Kula, Bryan G.: 1998
 Kulpaca, Donald R.: 1956
 Kunitz, Don R.: 1962, 63, 64
 Kybartas, Edmund R.: 1978, 79
 Lampson, Mark: 1976
 Lang, Martin C.: 1953, 54, 55
 Lanne, Justin R.: 1967, 70
 Larsen, Robert: 1947, 48
 Larsen, Spencer L.: 2002, 05, (06), (07)
 LaShelle, Kirke: 1921, 22, 23, (24)
 LaTourette, Lyman Dalton: 1910, 11, 12
 LaTourette, Verne Gerald: 1914
 Laudermilk, David L.: 1999, 2000
 Lawrence, Leon, Jr.: 1971, 72, 73
 Lawrence, Maurice Larry: 1945
 Lawrence, Ted O.: 1962, 63, 64
 Lawton, Troy Lindell: 1984, 85
 Leary, Paul E.: 1930, 31
 Lee, Bruce D.: 1967, 68
 Lee, Jamal Monta: 1991, 92
 Lee, Olden C.: 1966, 67
 Lee, Robert E.: 1941
 Leek, Gene H.: 1955, 56, 57
 Lees, Carter: 2011
 Lefotu, Kiliona: 2002, 03, 04, 05
 Lehmann, Steve G.: 1971, 72, 73
 Leiber, Henry Edward: 1929, 30, 31
 Leister, William Theodore: 1937
 LeKander, Lawrence M.: 1958
 Lenahan, James: 1937
 Lent, J. Gordon: 1945
 Leonard, Malosi M.: 1998, 99, 2000, 01
 Lepper, Ivan J.: 1964
 Lesnik, Ivan K.: 1980, 81, 82, 83
 Lester, Walter Coyle: 1923
 Levasseur, Justin A.: 2001
 Leveige, Vernon Oliver: 1964, 65
 Levitre, Erick: 2004, 05, 06
 Levy, Aaron: 1923, 24 (trainer)
 Levy, Al: 1930 (manager)
 Levy, Charles: 1991, 92, 93
 Levy, Leon Fred: 1932, 33
 Lewis, Darryll L.: 1987, 88, 89, 90
 Lewis, Ernest P.: 1951, 52, (53), (54)
 Lewis, Gilbert E.: 1975, 76, 77
 Lewis, James T.: 1996, 98, 99
 Lewis, John F.: 1952
 Lewis, Josh: 2008
 Lewis, Roderick A.: 1990, 91, 92, 93
 Lewis, Sherman P., Jr.: 1985, 86, 88, 89
 Lewis, Sterling: 2008, 09
 Lewis, Willie S.: 1969, (70)
 Libman, Joseph A.: 1993
 Liggins, David E.: 1978, 79, 80
 Limon, Pedro: 2003, 04, 05
 Lindsey, Randolph L.: 1980
 Linstrom, Brian T.: 1969, 70, 71
 Lionberger, Talbot: 1933, 34
 Liston: Craig M.: 1966
 Littlefield, Marshall: 1942
 Livingston, Warren: 1957, 58, 59, 60
 Lockett, Danny K.: 1985, 86
 Lockhart, David Lamont: 1990, 91
 Lochner, James Edmund: 1946
 Loef, Paul T.: 1949
 Loew, Michael R.: 1988
 Lohmeier, Joseph M.: 1991, 92, 93, 94
 Lohse, L. Allen: 1938, 39, 40
 Long, John D.: 1961
 Longacre, Joe R.: 2005, 06, 07, 08
 Lopez, Anthony: 2012, 13
 Lopez, Brandon: 2005, 06, 07, 08
 Lopez, Christopher J.: 1991, 92, 93, 94
 Lopez, David: 2011
 Lotti, Wince P.: 1984, 85, 86, 87
 Love, Gary: 2000, 01, 02, (03)
 Love, Walter: 1932 (manager)
 Lovett, Lamar E.: 1991, 92, 93, 94
 Lovett, Lamont B.: 1990, 91, 92, 93
 Lovin, William H.: 1941, 46, 47
 Lowry, John G.: 1950, 51, 53
 Lucky, Michael Thomas.: 1995, 96, 97, 98
 Lueck, William M.: 1965, 66, 67
 Luis, Franklin Alfred: 1912, 13, 14, 15
 Luna, Brisi Alex: 1998, 99, 2000, 01
 Lunsford, Marc W.: 1974, 75, 76, 77
 Luppino, Arthur E.: 1953, 54, 55, (56)
 Lutgerding, Robert L.: 1911
 Lynch, Emzy Harvey: 1914, 15, 16, (19)
 Lynch, Thomas F.: 1986, 87
 Maiava, Lene: 2012, 13
 MacDonald, Donald: 1905
 MacKinnon, Donald B.: 1949
 McAlister, Christopher J.: 1996, 97, (98)
 McArdle, John E.: 1925, 26, 27, 29
 McCain, Murle M., Jr.: 1940, 41, (42)
 McCall, Brandyn: 2006
 McCall, Robert H.: 1970, 71, 72
 McCauley, Bruce J.: 1950, 51, 52
 McClanahan, R. Patrick: 1975
 McClellan, Harold A.: 1920, 21, 22
 McCluskey, Clarence Edward: 1954, 55
 McClure, Jay D.: 1970
 McCormick, Glenn B.: 1981, 82
 McCormick, Robert R.: 1958, 59, 60
 McCormick, William H.: 1953
 McCovy, Adrian: 2005, 06, 08
 McCoy, Bobby: 2006
 McCowan, Charles Robert: 1940, 41, 46
 McCrary, David Maurice: 1985
 McCray, Cai: 1995
 McCreary, Aaron Monroe: 1919
 McCreey, Lew: 1949
 McCutcheon, Ian: 1995
 McDaniel, Jeremy Dwayne: 1996, 98
 McDonald, Douglas Gene: 1952, 53
 McDonald, Joseph A.: 1990
 McDonald, Mark T.: 1995, 97, 98, 99
 McDonald, Lowell Vernon: 1945, 46
 McElhannon, Gregory: 1980, 82
 McElroy, Cortney: 1991, 92
 McElroy, Dramayne: 2005
 McElroy, John E.: 1911
 McElwee, Ronald D.: 1966, 67
 McFadden, Marques Arthur: 1998, 99, 00
 McGill, Reggie R.: 1987, 88, 89, 90
 McGinnis, Donald R.: 1954
 McGowen, William Rose: 1915, 16, (17)
 McGuire, James D., Jr.: 1956
 McHone, Garon: 2006, 07
 McIntosh, Jay Angus: 1911, 12, (13)
 McKee, Charles E.: 1969, 70, 71
 McKee, Lawrence C., Jr.: 1969, 70, 71
 McKee, Scott C.: 1999, 2000, 01, 02
 McKinley, William J.: 1968, 69, (70)
 McKinney, John: 2003, 04, 05, 06
 McKinney, Kevin M.: (1987)
 McKnight, Jonathan: 2010, 12, 13
 McLaughlin, Steven J.: 1991, 92, 93, (94)
 McLemore, Chris: 1985, 86
 McMillan, Walter L.: 1920, 22
 McMullin, Donald J.: 1981
 McNeal, Branch P.: 1985, 86, 87
 McPeters, Kenneth: 1989, 90
 McPherson, Orville Scharff: 1913, 14, 15, 16
 McRae, Clarence: 2003, 04
 McRae, W. Lee: 1928
 McShane, James E.: 1940
 Macklin, Rex N.: 1967, 68, 69
 Maddox, Richard O.: 1990, (92)
 Madeo, Michael L.: 1966
 Maffeo, James S.: 1913, 15, 16 (trainer)
 Maguire, Charles Joseph: 1941
 Mahoney, Chuck: 1994, 95
 Mahoney, Peter T.: 1977, 78, 79, 80
 Maiava, Lene: 2012, 13
 Malaualu, George P.: 1989, 90, 91, (92)
 Maley, Dennis D.: 1967, 68
 Mallamo, John Joseph: 1941
 Malloy, Leonard Thomas: 1963, 64, (65)
 Malone, Jeffrey D.: 1996
 Malveaux, Kelly T. II: 1994, 95, 96, 97
 Mancuso, Wayne: 1953, 54
 Mangum, J. Karl: 1928, 29, 30
 Mann, Herbert Pinckney: 1935, 36, 37
 Mannelly, Michael R. K.: 1997
 Mannen, Alex R.: 1930, 31, 32
 Manno, Thomas A.: 1979, 80
 Mansfield, Eddie: 1931
 Mansfield, Monte: 1903
 Manumaleuna, Brandon: 1997, 98, 99, 2000
 Manzo, Rudolph: 1919, 20, 21
 Marette, Nick: 1968
 Marlar, Claude George: 1900
 Marlar, Lennox H.: 1927, 28
 Marlar, Thomas Owen: 1916, 17, 19, 20
 Marlar, William Edward: 1900, 01
 Marsh, Virgil Floyd: 1941, 42, (46)
 Marshall, Brandon: 2000, 01
 Marshall, Campbell A.: 1921
 Marshall, Thomas K.: 1899, 1900, 01
 Martin, Andrew Phillip: 1902, 03
 Martin, Freddie G.: 1950, 51
 Martin, Jason R.: 2002
 Martin, Raymond B.: 1956, 58
 Martinez, Javier A. III: 2002
 Mason, James Hammett: 1957, 58
 Mass, Steven A.: 1965
 Masterson, George W.: 1949
 Mataele, Stanley: 1985, 86
 Mather, Jack E.: 1939
 Matishak, John A.: 1966, 67, 68
 Matthews, Bobby L.: 1966
 Matthews, Jake: 2013
 Matock, Robert G.: 1950, 51
 Matulis, Adolph John: 1940, 41
 Matyas, Keigh A.: 1956
 Matz, Anthony T.: 1958, 59, (60)
 Maxwell, Melvin D.: 1970, 72, 73
 May, Reed: 1976, 77, 78
 Means, Lamon: 2002, 03, 04, 05
 Mejaski, Joe W.: 1942
 Melgren, Walter Give: 1904, 05
 Mellekas, John S.: 1952, 53, 54, 55
 Melvin, Dwight: 2013
 Mendoza, Alex J. Jr.: 1945
 Mendoza, Alfred J.: 1970
 Mendoza, Fernando: 1970
 Meredith, Paul O.: 1916
 Merrill, Christopher: 2010, 11, 12
 Merritt, George W.: 1913
 Merritt, Richard L.: 1909, 10, 11, (12), 13
 Metcalf, Lyell E.: 1956, 57
 Metcalf, Robert B.: 1902
 Mets, Richard Keith: 1932, 33
 Metzler, Michael R.: 1994, 95, 96
 Meyer, Archie Martin: 1916, 19, 20
 Meyer, Mike J.: 1979, 80
 Meyer, Richard Edmund: 1914, 15
 Middleton, Frank: 1995, 96
 Middleton, James Arthur: 1928, 29, 30
 Mihalopoulos, George: 1988
 Mikaele, Lolomana: 2007, 09, 10
 Miles, Vince: 2012
 Miller, DeAndre': 2013
 Miller, Duane: 1948
 Miller, Edward J.: 1950, 51
 Miller, Joshua H.: 1990, 92
 Miller, Leslie: 1933
 Miller, Raymond F.: 1914
 Miller, Terrence: 2009, 10, 11, (13)
 Mills, Leo: 1999, 2000, 01
 Mince, Walter R.: 1959, 60, 61
 Mitchell, Earl: 2006, 07, 08, (09)
 Mitchell, James E.: 1968
 Mitre, Anthony: 1975
 Mitten, James Ralph: 1908, 09
 Mobley, Arnulf D.: 1988, 89
 Mobley, Willie: 2010, 12
 Molina, James Sixto: 2002, 03
 Molina, Matthew C.: 2001, 02, 03
 Montijho, Manuel, Jr.: 1904
 Moody, Keith Denton: 1985, 86, 87
 Moody, William Michael: 1966, 67, (68)
 Moore, Howard L.: 1942
 Moore, Kirke Tonner: 1900, 01, 02, 03
 Moore, Roy Webb: 1902, 03, 04
 Mordret, Gerald: 1963
 Moret, Ray A.: 1981, 82
 Moriarty, Richard A.: 1967, 68
 Morrison, Darryl L.: 1991, 92
 Morrison, Robert S.: 1945, 46, 47, 48, 49
 Morrison, Richard: 2010, 11, 12, 13
 Morse, Boyd M.: 1940, 41, (45)
 Morse, Milton Bingham: 1926, 27
 Moseley, Palmer S.: 1924, 25
 Mosley, Michael W.: 1980
 Mountcastle, Paul N.: 1923
 Muhammad, Bilal: 2010, 11
 Mulitalo, Edwin Moliki: 1997, 98
 Mullahey, William Michael: 1958
 Mullen, George Hiram: 1902
 Mullen, Joseph Burr: 1934, 35
 Mulleneaux, Ned: 1929
 Muller, John C.: 1972, 73
 Mulvey, Edward Richard: 1923 (manager)
 Munds, William Harold: 1910, 11
 Murdock, David Nathaniel: 1932
 Murphy, Brendan: 2012
 Murphy, Cedric: 1982, 83
 Murphy, Dale: 1949
 Murray, Brian M.: 1973, 74, 75
 Myers, G. Roger: 1964, 65, 66
 Myles, Charles R.: 1994, 95, 96, 97
 Nadeau, Jeff: 1995, 97
 Naegle, Johnny C.: 1968, 69, 70
 Nash, Brandon R.: 1997, 98, 2000, (01)
 Nash, Charles Stanley Jr.: 1998
 Nash, Charles S.: 1975, 76
 Naumetz, Rex L.: 1972, 73, (74)
 Navarrete, Alfonso C.: 1962, 63, 64
 Nave, Frederick G.: 1924
 Neal, Mark T.: 1971, 72, (73)
 Neely, Anthony W.: 1979, 81, 82
 Negri, T. James: 1942
 Nelson, Bryon: 1982, 83
 Nelson, Cam: 2006, 07, 08, (09)
 Nelson, Dearl G.: 1978, 79, 81
 Nelson, Thomas D.: 1966, 67, (68)
 Ness, Nate: 2007, (08)
 Nettling, William K.: 1977, 78, 79, 80
 Nemeth, William D.: 1966, (67)
 Newtown, Raymond Austin: 1905
 Nicholson, Everett V.: 1955
 Nielsen, Walter Ring: 1936, 37, 38
 Nies, John R.: 1988, 89
 Nolan, Michael Earle: 1933, 34, 36
 Norris, R. Scott: 1948, 49
 Northcutt, Dennis L.: 1996, 97, 98, 99
 Novell, Edward William: 1931
 Novosel, Joseph M.: 1975
 Nowotny, Raymond Alvin: 1937
 Nunez, Luis O.: 2003
 Nwoko, Greg: 2009, 10
 O'Conner, August Joseph: 1922, 23
 O'Connor, James M.: 1972, (73)
 O'Dowd, Jack Busch: 1930, 31, 32
 O'Haco, Michael J.: 1941
 O'Hara, Ryan: 2003
 Ogunfeditimi, Olatide E.: 1989
 Oldham, James R.: 1924
 Oliver, Hubert: 1977, 78, 79, (80)
 Oliver, Jimmy Lee: 1963, 66
 Ollason, Lawrence: 1947 (manager)
 Olney, William Thomas: 1899, 1900
 O'Mahony, Michael F.: 1961, 62, 63
 O'Neil, James T.: 1927 (manager)
 O'Neil, Maurice Owen: 1912
 Onwuasor, Patrick: 2012
 Orem, Clarence Leslie: 1919
 Orr, Neil H.: 1975, 76, 77, (78)
 Ortiz, Robert Menard: 1948
 Osborne, Charles W.: 1992, 93, 94, 95
 Osborne, James Charles: 1961
 O'Sullivan, Joseph F.: 1973, 74, 75
 Ott, Charles Hyler: 1938
 Ott, Mani M.: 1991, 93, 94, 95
 Overall, Billy G.: 1956, 57, 58

2014 Arizona Football Media Guide

Owens, William G.: 1991
 Owen, Mark J.: 1954, 55, 56
 Pace, John D.: 1980, 81
 Padron, Matthew T.: 2003
 Palic, Christopher: 1997, 99, 2000
 Palmer, Ronnie: 2005, 06, 07, (08)
 Panas, Alexander P.: 1937
 Parada, John M.: 2002, 04
 Parish, C.J.: 2009, 11
 Parker, Barnes R.: 1941, 42
 Parker, Barnes R.: 1966, 67
 Parker, George Millard: (1999), 2000
 Parker, Glenn A.: 1988, 89
 Parker, Harry: 1936, 37
 Parker, Henry Clay: 1901 (manager)
 Parker, Jason: 2005, 06, 07
 Parker, Jesse L.: 1977
 Parker, Mike R.: 1989, 90
 Parker, Rickey: 2005
 Parks, William C.: 1973, 74, 75
 Parks, William: 2012, 13
 Parnell, Shawn A.: 1994, 95
 Parrish, Gary: 1984, 85
 Parten, Ty D.: 1989, 90, 91, (92)
 Partridge, Bruce K.: 1968
 Pascoe, Benjamin F. Jr.: 1900
 Paske, Gary, B.: 1969
 Patrick, Dominic: 2004, 05, 06, 07
 Patten, Harold A.: 1926, 27, 28, 29
 Patterson, Jason: 1993, 94
 Patterson, Leslie: 2003
 Payne, Greg Jr.: 1998, 99
 Payton, Joseph J.: 1965, 66
 Pazerski, James V.: 1963, 64, (66)
 Peete, Willie, Jr.: 1956, 57, 58, 59
 Peete, Willie III: 1981, 82
 Peggs, Joseph G.: 1940, 41, 42
 Pell, Jimmy R.: 1955
 Penn, William Charles: 1945, 46, 47, 48
 Penner, Douglas Mark: 1985, 86, 87, 88
 Perkins, Glenn W.: 1979, 81, 82
 Perkins, Joe: 2008, 09, 10
 Perry, Daniel A.: 2000
 Peru, Ramiro J.: 2001
 Peter, John Wayne: 1985
 Peterson, Randall S.: 1968
 Peterson, William R.: 1945, 46, 47, 48
 Petropolis, Stanley: 1940, 41, 42
 Petrosus, Joseph S.: 1970, 71, 72
 Pettinato, Dan: 2011, 12, 13
 Peyton, Matthew W.: 1993, 94, 95, 96
 Pfaff, Douglas E.: 1988, 89
 Pfersdorf, James S.: 1922
 Phason, Wincent: 1972, 73, 74
 Phegley, Gordon: 1972, 73
 Philbin, Willie Joe: 1992
 Philipp, Hans: 2008
 Philipp, Paul V.: 2003, 04, 05, 06
 Phillips, Brandon J.: 2001, 02, 03, 04
 Phillips, Charles D.: 1954
 Phillips, Clayton: 1930
 Phillips, Jey P.: 1990, 91, 92, (93)
 Phillips, John E.: 1971, 72
 Phillips, Nate: 2013
 Phillips, Thomas A.: 1962, 63, 64
 Pickett, Charles Edgerton: 1912
 Pickett, Ernest Charles: 1902
 Pickrell, William Watson: 1915 (manager)
 Pieczentkowski, Marshall A.: 1959
 Pierce, Alfred R.: 1980
 Pierce, Antonio: 1999, 2000
 Pihl, Mark A.: 1971
 Piper, Harry W.: 1935, 36, 37
 Piper, Marvin M.: 1913
 Piper, Scott C.: 1973, 74, 75
 Pistor, Arthur Lee: 1974, 75, 76, 77
 Pittman, Caesar: 1970, 71, 72
 Pittman, Corey A.: 1990, 91, 93
 Pizula, Roy: 1947
 Pinski, Francis X.: 1959
 Plodinec, Tim A.: 1965
 Plousha, Cullen E.: 1992, 94
 Podesta, Francis E.: 1930
 Polk, DaShon Lamor: 1995, 97, 98, 99

Pollard, Arthur: 1946
 Pollard, Edward J.: 1961, 62
 Pollard, Leonard: 1928
 Polley, Alan K.: 1955, 56, (57)
 Poole, Gregory M.: 1971, 72
 Porter, William Asa: 1914, (15)
 Porter, Carter C.: 1915, 16, 17
 Portilla, Jose C.: 1996, 97
 Poumele, Pulu T.: 1990, 91, 93, 94
 Powers II, Howard J.: 1987, 88, 89, 90
 Prasuhn, Jonathan R.: 1993, 95
 Pratt, Michael P.: 1945, 46 (manager)
 Preininger, Clair B.: 1935, 36
 Preston, Gregory C.: 1973, 74, 75, 76
 Pritchard, Douglass A.: 1988
 Prickett, William D.: 1991
 Prickett, Lance L.: 1971
 Prince, Richard C.: 1968
 Prior, Joseph L.: 1984, 85, 86
 Priscock, Aaron: 1986
 Proietti, Donald: 1973, 74
 Puett, Ott M.: 1922
 Putton, Chris: 2010, 11, 12, 13
 Quihuis, Charlie G.: 1973
 Quinn, Kyle: 2009, 10, 11, (12)
 Quinn, Thomas D.: 1988, 89, 90
 Raetzman, Charles G.: 1958, 59
 Raine, William C.: 1975, 76
 Rainey, Derrick: 2010, 11, 12, 13
 Ramsey, Louis A.: 1967, 68
 Ramsey, Robert: 2002
 Ramseyer, John A.: 1980
 Randall, Delbert: 1938, 39
 Randolph, David P.: 1974, 75
 Rattay, John M.: 2001
 Ray, John L.: 1967, 68
 Recktenwald, Bart T.: 1988
 Redd, John C.: 1936
 Redfern, Milton L.: 1967, 68
 Redhair, Jack I.: 1956, 57
 Redman, William P.: 1980, 81, 82, 83
 Reed, Brooks: 2007, 08, 09, (10)
 Reed, D'Aundre: 2007, 08, 09, 10
 Reed, Marc A.: 1966, 67
 Reese, Joe: 2008
 Reese, Terrell: 2007
 Reeves, Craig W.: 1987
 Reeves, Roloff Wright: 1917
 Regenovich, Mike: 1941
 Rehberg, Michael: 1964
 Reimer, Chris Joshua: 1998
 Relford, Lance: 2000, 01, 02, 03
 Renaud, Charles Louis: 1917
 Renaud, Ernest James: 1913, 14, 15
 Renner, John Arthur: 1959, 60, 61
 Reynolds, Donald W.: 1968, 69, 70
 Reynolds Richard Walter: 1946
 Reynolds, William Graham: 1900
 Rhinehart, William: 1946, 47, 48 (manager)
 Rhodes, Matthew: 1998
 Rice, Thomas Briggs: 1908, (09)
 Rich, LaChaux M.: 1994, 95, 97, 98
 Richards, David C.: 1950, 51, 52
 Richards, David: 2012, 13
 Richards, Matt: 2005, 06
 Richardson, Harold C.: 1946, 47, 48, 49
 Richardson, Shaquille: 2010, 11, 12, 13
 Richmond, Charles P.: 1899 (manager)
 Richmond, Lincoln A.: 1946
 Ridgway, George Richard Jr.: 1954
 Rigg, Ralph Lee: 1910, 11
 Riggelman, Drew: 2013
 Riggs, John D.: 1929
 Rinehart, Jeffrey A.: 1985, 86, 87
 Rivenburg, Roy Pelton: 1947, 48, (49)
 Robbins, Randy: 1980, 81, 82, 83
 Roberson, George B.: 1908
 Roberts, David: 2008, 09, 10, 11
 Robertson, Robert L.: 1978
 Robertson, Michael Alan: 1998, 99
 Robinson, Brehman H.: 1932, 33, (34)
 Robinson, Drew: 2011, 12
 Robinson, James Newton: 1899, 1900
 Robinson, Mike: 1979, 80

Robinson, Paul H.: 1967
 Rockwell, Guy Lionel: 1899
 Rodgers, Sanford L.: 1965, 66
 Rodriguez, Gerrold: 2005
 Rodriguez, Mario: 1993, 94
 Rodriguez, Ruben Angel: 1985, 86
 Rodriguez, Ted Jr.: 1997, 98
 Rogers, Andy: 1933, 34
 Rogers, George Wendell: 1935, 36, 37
 Rogers, Regan Crist: 1998
 Rogge, Harry E. Jr.: 1948
 Rogge, Laurence E.: 1966, 67, 68
 Roland, Robert E.: 1990, (91)
 Roletti, Charles John: 1907, 09, (10), 11
 Rolfe, Clifton Howard: 1909, 10, (11)
 Rorick, James Vincent: 1998
 Romero, Lionel R.: 1956, 57
 Roney, David M.: 1988, 89
 Roper, Gerald M.: 1981
 Rose, Frank Winfred: 1905
 Rosenberg, Leo M.: 1902, (03)
 Ross, Chad C.: 1991, 92, 93
 Ross, Clarence: 1937, 39
 Ross, Devin: 2006, 07, 08, 09
 Ross, Samuel A.: 1989, 90
 Ross, Shelton S.: 1999, 2000, 01
 Rothery, Douglas E.: 1968, 69
 Rubel, John Pierpont: 1946, 47
 Rudolph, Martin J.: 1984, 85, 86
 Ruman, Bernard: 1942
 Ruman, Raymond Paul: 1946, 47
 Ruman, Robert P.: 1940, 41, 42
 Runic, Andrew J.: 1955
 Runk, Carl A.: 1960, 61
 Rush, Richard L.: 1955
 Russell, Dan C.: 1949
 Russell, Paul: 1989, 90
 Russell, Ross M.: 1899, 1900, 01, 03
 Russell, Timothy: 1988, 90, 91
 Ruthrauff, John M.: 1904, (05), 08
 Rutkowski, Phillip T.: 1951, 52, 53
 Ryan, Daniel J.: 1967
 Ryan, Patrick W.: 1955
 Sachen, Joseph: 1934, 35, 36
 Safraneck, Darren: 1999, 2000, 01, 02
 Sagar, Kenneth F.: 1929, 30
 Salave'a, Joe F.: 1994, 95, (96), 97
 Salony, Eilliam J.: 1962, 63
 Salmon, John Byrd: 1924, 25
 Salum, Donald G.: 1988, 89
 Sampay, Reggie: 2000, 01, 02, (03)
 Sample, Clarence M.: 1930, 32, (33)
 Samuels, Justin: 2013
 Sancter, Frank: 1929
 Sanders, Brandon C.: 1992, 93, 94, (95)
 Sanders, Scott R.: 1993, 94, 95, 96
 Sanders, Yamen: 2013
 Sanguinetti, John R.: 1974, 75, 76, 77
 Santa Cruz, Fernando: 1962
 Sarnoski, Kenneth P.: 1966, 67, 68
 Sapp, Errol A.: 1989
 Sather, Tom: 1973
 Savea, Manuia J.: 1998, 99
 Schaefer, Ernest P.: 1945
 Scelzi, Jerry J.: 1964, 65
 Schildmeyer, Frederick: 1954
 Schiller, Craig S.: 1982, 83
 Schlueter, Charles D.: 1967, 68
 Schmid, Robert R.: 1937
 Schmidt, Paul S.: 1974, 75
 Schmidtke, Kevin M.: 1994, 95, 96, 97
 Schock, Dean: 1975, 76, 77
 Schramm, John: 1976, 77, 78
 Schuh, Frederick Jr.: 1952, 53, 54
 Schuldt, John F.: 1973, 75
 Schultz, Chris: 1979, 80, 81, 82
 Schwager, Adam R.: 1961, 63 (manager)
 Schwartz, Adam G.: 1997
 Scott, Alfred: 1982
 Scott, Gainus: 2002
 Scott, James W.: 1965, 66, (67)
 Scott, Matt: 2008, 09, 10, (12)
 Scott, Thoman Marvin: 1947
 Scott, Yusuf J.: 1996, 97, 98

Scurlock, Michael L.: 1991, 92, 93, 94
 Scow, Oliver: 1901, 02, 03, 04
 Seaman, Bryce E.: 1921
 Seedborg, Harold N.: 1939
 Seeley, George Wesley: 1914, 15
 Segal, William R.: 1974, 75, 76, 78
 Seidel, Gus A.: 1929, 30, 31
 Settlemyer, George: 1955 (manager)
 Shackelford, Ray K.: 1959, 60
 Shackleton, Robert: 1949, 50 (manager)
 Shanahan, Tim: 1986, 87, 88
 Shannon, Michael P.: 1972, 73, 74
 Shapiro, Gregg D.: 1990
 Shapiro, Joshua: 1995
 Sharp, Robert L.: 1923
 Shaw, Gary L.: 1979, 80, 81
 Sheedy, Timothy C.: 1968, 69, 70
 Sheehan, Eric: 2006
 Shelton, Michael: 2005, 06
 Shepard, Gary: 2003
 Sherman, James T.: 1968, 69, 70
 Sherman, Zeonte D.: 2003, 04
 Sherwood, Ted: 1967, 68, 69
 Shields, Dennis A.: 1970, 71, 72
 Shields, Paul L. Jr.: 1997, 98
 Shiflet, Marshall P.: 1924, 25, 26
 Shillings, Floyd V.: 1950
 Shuford, Louis M.: 1971, 72
 Sicilan, Robert J.: 1970
 Sidebotham, William M.: 1919 (manager)
 Silas, Sherrill D.: 1951
 Simmons, Aaron J.: 2007, 08, 09, 10
 Simondi, Louis: 1933, 34, 35
 Sims, Randy W.: 2004, 05
 Sine, Eddie E.: 1955, 56
 Singer, Bernard: 1941
 Singfield, Antoine: 2003
 Singleton, Chris: 1986, 87, 88, 89
 Singleton, James T.: 1961, 62, 63
 Singleton, Kevin: 1986, 87, 88, (90)
 Sintay, Henry W.: 1970, 71
 Siofele, Joseph S.: 2000, 01, 02, 03
 Skilling, William Emil: 1934
 Sklark, Ryan: 2001, 02
 Slater, Gary W.: 1956, 57
 Slavlin, Tyler: 2011, 12
 Slonaker, Alter Louis: 1917, 19, (20), 21
 Smetana, William J.: 1941, 47, 48
 Smigiel, Joseph M.: 1992, 93, 94
 Smiland, Bronko M.: 1936, 37, 38
 Smith, Anthony: 1989
 Smith, Bertram Louis: 1900, 01
 Smith, Brian: 1985
 Smith, Christopher F.: 1975, 77, 78, 79
 Smith, Jake K.: 2013
 Smith, John Elliott: 1946, 47, 48
 Smith, Keith Alfred: 1996, 97, 98, 99
 Smith, Larry D.: 1982, 83
 Smith, Marcus E.: 2002, 03, 04, 06
 Smith, Melvin E.: 1985, 87, 88
 Smith, Mikal L.: 1995, 96
 Smith, Richmond Shaw: 1919, 20, 21
 Smith, Stanford George: 1935, 36
 Smith, Turner Church: 1913, (14), 15
 Smith, Vincent R.: 1990, 91, 92
 Smith, Wallace Burton: 1933, 35, 36
 Smith, Warner M.: 1991, 92, 93, (94)
 Smith, William C.: 1923, 24, 25, 26
 Smith, William E.: 1954, 55
 Smith, Xavier: 2006, 07, 08
 Smull, John William: 1959, 60, 61
 Snoddy, C. Calvert, Jr.: 1938, 39, 40
 Solomon, Darrell D.: 1977, 78
 Sorenson, George: 1926, 27, 28
 Sowders, Steven A.: 1967
 Spaulding, George F.: 1910
 Spilsbury, Max R.: 1946, 47, 48, (49)
 Springston, Ryan C.: 1997, 98
 Sprotte, J. W. (Jimmy): 1994, 95, 96, (97)
 Sprotte, W. (Scooter): 1995, 96, 98, 99
 Spurgeon, Trent: 2011
 Stafford, Edward S.: 1899, 1900, 01, 02
 Stamer, Paul L.: 1991, 92, 93, 94
 Stanton, Allan J.: 1950, 51, 52

2014 Arizona Football Media Guide

- Stanton, Henry R.: 1939, 40, 41
 Starkey, Craig W.: 1960, 61, 62
 Stauffer, Howard S.: 1958 (manager)
 Steed, John F.: 1917 (trainer)
 Steele, Warren: 1945
 Steger, John Frederick: 1936, 37, 38
 Stephens, Roy A.: 1949
 Steptoe, Syndric: 2003, 04, 05, (06)
 Stern, Gilbert R.: 1953
 Stetz, Chris: 1992
 Stevens, John W.: 1926 (manager)
 Stevenson, Brian: 1977
 Stevenson, Nelson K.: 1945
 Stevenson, Ricky A.: 1968, 69
 Stevenson, Walter H.: 1927
 Stewart, Derrick A.: 1994, 95
 Stewart, Harry Alexander: 1919
 Stewart, Jesse Hobson: 1903
 Stewart, Odel L.: 1988
 Stine, Eric R.: 1978
 Stivers, Ronald M.: 1981, 82
 Stofft, Frederick R.: 1925, 26, 27, 28
 Storch, Surt Eric: 1950, 51, 52
 Stovall, William T.: 1954, 55
 Straw, Ken Joe: 1975, 76, 77
 Streeter, Mark A.: 1978, 79
 Streets, Robert B. Jr.: 1949 (manager)
 Streidnig, Michael: 1988, 89, 90
 Strickling, Mark C.: 1992, 93
 Stump, Gerald J.: 1969, 71
 Suarez, Benito G.: 1899, 2000, 01, 02, 03
 Sullivan, James Daniel: 1912
 Svob, Robert Stanley: 1938, 39, 40
 Swanson, Grant M.: 1974, 75
 Sweet, Alvin Jay: 1921, 22
 Sweeting, Ted G.: 1962, 64
 Swick-Vialo, Mitchell: 1925, 26, 27, 29
 Swift, Samuel E.: 1939
 Szlauko, Michael J.: 1994, 95, 96, 97
 Tackett, Winfred Clyde II: 1947, 48
 Tafuya, Joseph P.: 1997, 98, 99, 00
 Tafua, Steve: 1996
 Tagoai, Mu Maafala: 1991, 92, 93, 94
 Tate, Dennis: 1977
 Tate, James, Jr.: 1957
 Tate, Joseph McLane: 1904
 Tatam, Brandon: 2005, 07
 Taula, Kiriff: 2011, 12, 13
 Taylor, Cary E.: 1992, 93, 94, 95
 Taylor, Edgar A.: 1940, 41
 Taylor, Elliot: 2012
 Taylor, Gary E.: 1993, 94, 95, 96
 Taylor, Richard M.: 1940
 Taylor, Timothy D.: 2003
 Taylor, William Henry Jr.: 1911
 Teilborg, Andrew: 1988
 Temple, Robert Aitchison: 1937, 39
 Terrell, Damon: 1994
 Terrell, Ransom L.: 1971, 72, (73)
 Terrell, Steven K.: 1972
 Tevis, Jared: 2011, 12, 13
 Tewksbury, Raymond W.: 1930
 Thomas, Aaron J.: 1988
 Thomas, Anthony D.: 1997, 98, 2000, (01)
 Thomas, Charles Emerson: 1903
 Thomas, Mike: 2005, 06, 07, (08)
 Thomas, Robert Russell: 1920, 22, 23
 Thomas, Timothy: 1993, 94, 95
 Thompson, Clifton Jerry: 1965, 66, 67
 Thompson, Robert Lee: 1960, 61
 Thompson, Todd A.: 1996
 Thompson, Tony: 2000
 Thompson, Young A.: 1999, 2000, 01, 02
 Thomson, Eric A.: 1980
 Thorpe, Clarence D.: 1911
 Thorpe, Cloff E.: 1982, 83, 84, 85
 Thurman, D'Andrae: 2000, 01, 02
 Tijerina, George: 1967
 Tillman, Dolphin E.: 1996, 97, 98, 99
 Tinsor, Allen Earle: 1937, 38
 Tofflemire, Joe S.: 1985, 86, 87, (88)
 Tofflemire, Paul C.: 1988, 89, 90, 91
 Toqnett, Omero Al: 1956
 Tollefson, Eric J.: 1967
 Tomerlin, Jacob: 2005
 Tomlin, Horald A.: 1959, 60
 Tompkins, Kim L.: 1968, 69, 70
 Tonz, John J.: 1950, 51, 52
 Toon, Robert C. Jr.: 1976, 74, 75
 Torrey, Andre: 2003, (04)
 Towne, Alfred: 1929 (manager)
 Townsend, Harold E.: 1960, 61
 Traw, Ronald: 1985
 Treadwell, Michael C.: 1969, 70, 71
 Treadwell, Stuart Ellsworth: 1930
 Trettheway, James: 2007, 08
 Tribolet, Charles S.: 1931 (manager)
 Troutman, Roy Robert: 1912
 Tucker, Gustave E.: 1979
 Tucker, Derrick A.: 1989, 90
 Tucker, Samuel: 1935, 36
 Tucker, William F.: 1953, 56
 Tuihalamaka, Apaiaata: 2008, 09
 Tuihalamaka, Vuna: 2008, 09
 Tuihalamaka, Sione: 2010, 11, 12, (13)
 Tuinei, Vaega Van: 1995, 96
 Tuiapulotu, Kaniela: 2007, 08
 Tuitama, Willie: 2005, 06, (07), (08)
 Tuitavuki, Carl F.: 2002, 03
 Tunnicliffe, Tom R.: 1980, 81, 82, 83
 Turhuri, Derrick: 2013
 Turley, Ryan: 1996, 97
 Turner, Greg P.: 1981, 82, 83, 84
 Turner, Johnathan: 2005, 06, 07
 Turner, Mike: 2007, 09, 10
 Turner, Terrell: 2006, 07, 08, (09)
 Tutogi, Taimi: 2009, 10, 11, 12
 Turvey, Harry Ellsworth: 1914, 15, 16
 Tyson, John H.: 1971
 Ugwu, Chima: 1996, 98
 Uku, Austin M.: 1999, 2000, 01
 Ullom, Burle W.: 1950, 51
 Umphress, Robert L.: 1952
 Underhill, Howard L. Talcott: 1910, 11, 12
 Underwood, Dennis L.: 1958, 60, 61
 Underwood, Norman G.: 1953 (manager)
 Upchurch, James T.: 1972, 73, 74
 Uppshaw, Christian: 2012
 Upton, William J.: 1923, 24
 Urness, Harold Edward: 1958, 59, 60
 Usman, Mohammed: 2010, 11
 Usu, Ega: 1998, 99
 Usu, Tevete: 1995, 97
 Utu, McCann L.: 1990, 91
 Vagoni, John G.: 1952, 54
 Vail, Hervert P.: 1940, 41, 42
 Valder, Jeffrey W.: 1986
 Valenzuela, Mark: 1976, 77, 78 (manager)
 Valentine, Juan A.: 2002
 Vance, Calvert Lee: 1916, 17 (manager)
 Van Dusen, Rovert E.: 1922, 23
 Van Hooser, John S.: 1952
 Vargas, Orlando: 2008, 09
 Varner, Harry Howard Jr.: 1946, 47, (48)
 Vasquez, D.J.: 1998, 99
 Vassallo, Paul: 2010, (11)
 Vassar, Charles Q.: 1950, 51 (manager)
 Vaughn, Terrance R.: 1990, 91, 92, 93
 Veal, Devin: 2008
 Veal, Ronald R.: 1987, 88, 89, 90
 Vega, Sergio V.: 1980, 81
 Ventrigilia, James J.: 1969, 70, 71
 Verbalaitis, Victor Hugh: 1983, 84, 86, 87
 Verfurth, Ralph Ryan: 1917
 Vesling, Craig: 1982, 83, 84, 85
 Vickers, Elmer Francis, Jr.: 1933, 35, 36
 Vickers, Ryan: 1985, 86
 Vorsheck, John P.: 2001, 02
 Vose, Hamilton III: 1954, 55
 Wacholz, Bill: 2006, 07
 Wade, Marcel R.: 1989, 90, 91, 92
 Wade, Robert L.: 1999, 2000, 01, (02)
 Wade, Trevin: 2008, 09, 10, (11)
 Wakefield, Melvin F.: 1941
 Walczak, Mark C.: 1982, 83, 84, 85
 Waldrop, Robert E.: 1990, 91, 92, 93
 Walker, Bruce E.: 1972, 73
 Walker, Daniel R.: 1977, 78
 Walker, Frank S.: 1925 (manager)
 Walker, Willie: 1994, 95, 96
 Walker, Willis Lester: 1939
 Wallace, Darnell J.: 1977
 Wallace, Jackie: 1970, 71, 72
 Wallace, James E.: 1971, 72
 Wallace, Roy Oliver: 1933, 34, 35
 Wallendorf, Don: 1951
 Ward, Jowyn: 2008, 09, 11, 12
 Ward, Kevin M.: 1979, 80, 81, 82
 Ware, Reginald D.: 1978, 79, 80
 Warford, Ralph Elmo: 1934, 35, 36
 Wargo, Paul G. Jr.: 1966
 Warner, James E.: 1987, 88, 89
 Warren, Brian V.: 1982, 83
 Warren, Clinton: 1927, 28, 29
 Warren, Paul B.: 1969
 Warren, Richard M.: 1989, (90)
 Wartman, Charles H.: 1923
 Washington, Alonzo: 1987, 88
 Washington, Justin: 2010, 11, 12, 13
 Wasko, Robert: 1995, 96
 Watkins, Clyde: 1936, 37, 38
 Watley, Mark II: 2010, 12
 Watson, David J.: 1995, 96
 Watters, Robert L.: 1988
 Webb, Charles R.: 1984, 85, 86, (87)
 Weber, Brett P.: 1980, 81
 Webre, Alcide N.: 1953, 54
 Weiler, Carl E.: 1951, 52, 53
 Weinstein, Bernard: 1945
 Wellman, Glenn R.: 1983
 Wells, Dana C. Jr.: 1985, 86, 87, 88
 Wells, Raymond E.: 2001, 02
 Wendler, James M.: 1997, 98, 99
 West, Kenneth Dale: 1960
 Westgard, Carl C.: 1931, 32
 Wetencamp, Paul F.: 1913 (manager)
 Wharton, Garic: 2011, 12, 13
 White, Dan Jerome: 1993, 94, (95)
 White, Edward Willard: 1904
 White, John Carroll: 1929, 30
 White, Lou V.: 1962, 63, 64
 White, Marshall: 1967
 White, Robert G.: 1970, 71, 72
 White, Roy M.: 1930
 White, Ruben J.: 1965, 68
 Whiteside, William Hershel: 1900
 Whitfield, Ashland O.: 1970
 Whitlow, Robert E.: 1956, 57
 Whitmore, Dale N. Jr.: 1996, 97
 Whitton, Jeffrey M.: 1976, 77, 78, 79
 Wiggins, Bruce H. III: 1997, 98, 99, 2000
 Wigley, Roy Clark: 1936, 37, 38
 Wilcox, Anthony: 2008, 10
 Wild, Donald R.: 1959, 60
 Wilde, Trevor: 1999, 2000
 Wiley, Ross Lynden: 1920, 21
 Wiley, Labarron: 1978
 Wiley, Robert: 1976
 Wilky, Leslie Guy: 1909, 11, 12
 Willet, Sean: 2012
 Willett, James M.: 1964, 65
 Williams, Armon A.: 1993, 94, 95, (96)
 Williams, Carlos D.: 2001, 02, 03, (04)
 Williams, Larry Dean: 1958, 59, 60, 61
 Williams, Ricky R. Jr.: 2002, 03, 04
 Williams, Rodney A.: 1995, 96, (97)
 Williams, Roussell: 1972, 73, 74
 Williams, William H.: 1958, 59, 60, 61
 Williamson, William Roy: 1908, 09
 Willrodt, Joey: 2002
 Wilson, Edward A.: 1959, 60, (61)
 Wilson, Phillip W.: 1962, 63
 Wilson, Shane: 2013
 Wilson, William Wade: 1947, 49
 Wimberly, Edward P.: 1962, 63, 64
 Windisch, Robert C.: 1973, 74, 75
 Wingate, Anthony J.: 2002, 03, 04
 Wisz, Thomas J.: 1970, 71
 Witten, Oliver Byrd: 1921, 22
 Wnek, Elliott James: 1998, 99, 2000, 01
 Wofford, Walter William: 1919, 20, (21)
 Wolfe, Stephen M.: 1968, 69
 Wolgast, Edward Lee: 1945, 47, 48, 49, (50)
 Wood, Brad: 2004, 05, 06
 Wood, Brent W.: 1983, 84, 85, 86
 Wood, Carter: 2013
 Wood, David W.: 1981, 82, 83, 84
 Wood, Earl Francis: 1917
 Woodall, John W.: 1963, 64
 Woodburn, Thomas O.: 1948, 49
 Wooddell, Charles E.: 1902, 03, 04, 05
 Wooddell, DeLeslie James: 1909
 Woodford, Michael: 1980, 81
 Woods, Alex Robert: 1986, 88
 Woods, Sidney Sterling: 1936, 37
 Woodward, Gregory E.: 1968, 69, 70
 Worcester, S. Jarvie: 1999, 2000, 01, (02)
 Wozniak, Johnny J.: 1979
 Wray, Spencer: 1993, 94
 Wright, Christopher H.: 1987, 88, 89
 Wright, Claudius L.: 1993, 94
 Wright, Roy James: 1986
 Wright, Scooby: 2013
 Wright, William 'Bug': 2008, 09, 10
 Wuertz, Verne Jr.: 1945, 46, 47
 Wunderli, Brian K.: 1976, 77, 78
 Wyatt, Wayne: 1995, 96
 Wynne, John Davis: 1934, 35, 36
 Yarger, Thomas L.: 1960
 Yates, Victor: 2010
 Yeager, William Michael: 1958, 59
 Yena, Larry L.: 1975, 76
 Young, Joseph A.: 1956, 57
 Young, R.J.: 2009, 10
 Young, Ralph Crawford: 1912 (manager)
 Young, Tony J.: 1979
 Yovonovitz, John: 1941
 Zarrillo, Paul F.: 1975
 Zebas, Joseph M.: 1992
 Zech, Patrick A.: 1974, 75
 Zeman, Gerald A.: 1961, 62, (63)
 Zendejas, Alex: 2008, 09, 10, 11
 Zendejas, Max J.: 1982, 83, 84, 85
 Ziemer, Walter A.: 1950, 51
 Zink, Shane: 2012
 Zion, Daniel L.: 1958
 Zivic, William Jr.: 1978, 79
 Zuckerman, Ken: 1986

2014 Arizona Football Media Guide

Football Records

RUSHING

Most Individual Rushing Attempts

Game: 48, Ka'Deem Carey, vs. Oregon, 11-23-13; 39, Ka'Deem Carey vs. Utah, 10-19-13; 36, Ontiwaun Carter, vs. Colo. St. 10-8-1994
 Season: 349, Ka'Deem Carey, 2013 (12 games)
 Season Per Game: 24.4, Ontiwaun Carter, 1994 (268 in 11)
 Career: 815, Ontiwaun Carter, 1991-94 (46 games)
 Career Per Game: 20.6, Ka'Deem Carey, 2011-13 (746 in 36 games)
 17.7, Ontiwaun Carter, 1991-94 (815 in 46 games)

Most Net Yards Gained

Game: 366, Ka'Deem Carey, vs. Colo., 11-10-12 (25 att.)
 Season: 1929, Ka'Deem Carey, 2012 (303 att.)
 Career: 4,239, Ka'Deem Carey, 2011-13 (743 att.)

Most Yards Lost

Game: 78, Bruce McCauley, vs. Marquette, 10-18-52 (9 tc); 75, Willie Tuitama, at Oregon St., 10-6-07 (8 tc)
 Season: 409, Jason Johnson, 2002 (60 att.; -373 net)

Highest Average Gain Per Rush

Game: 38.0, Art Luppino, vs. New Mexico St., 9-18-54 (6 for 228)
 Min. 10: 16.0, Trung Canidate, vs. Arizona St., 11-27-98 (18 for 288)
 Min. 20: 14.6, Ka'Deem Carey, vs. Colorado, 11-10-12 (25-366)
 Season: 7.96, Bobby Lee Thompson, 1960 (92 for 732)
 Min. 100: 7.59, Art Luppino, 1954 (179 for 1359)
 Min. 200: 6.37, Ka'Deem Carey, 2012 (303-1929)
 Career: 7.6, Bobby Lee Thompson, 1960-61 (195 for 1484)
 Min. 200: 6.6, Art Luppino, 1953-56 (513 for 3371)

Most Touchdowns Rushing

Game: 5, Ka'Deem Carey, vs. Colorado, Nov. 10, 2012; 4, five players.
 Season: 23, Ka'Deem Carey, 2012; 21, Art Luppino, 1954
 Career: 48, Ka'Deem Carey, 2011-13; 44, Art Luppino, 1953-56

Games Gained 100 Yards

Consecutive: 16, Ka'Deem Carey, 2012-13
 Season: 12, Ka'Deem Carey, 2013
 Career: 22, Ka'Deem Carey, 2011-13; 18, Trung Canidate, 1996-99

Most Yards Gained By Two Players

Game: 393, Kenny Cardella (200) and Don Beasley (193) vs. Arizona St., 11-28-53

Team Highs and Lows, Game

Team Rushing Attempts

Most: 80 vs. Oregon, 1993
 Fewest: 12 vs. Wyoming, 1936
 Fewest Pac-10: 14 vs. Stanford, 2009
 Both Teams, Most: 129 vs. New Mexico, 1973 (Ariz. 66, New Mexico 63)
 Both Teams, Fewest: 52 vs. Wyoming, 1936 (Ariz. 12, Wyoming 40)

Team Rushing Yards Gained

Most: 492, Eastern Mich., 1988 (63 rushes)
 Pac-10 Game: 480, UCLA, 1989 (68 rushes)
 Fewest: -49 vs. Arizona St., 1958 (27 rushes)
 Pac-10 Game: -23, at Oregon St., 2002 (25 rushes)
 Both Teams, Most: 734, at UCLA, 1972 (Ariz 229, UCLA 505)
 Both Teams, Fewest: 53 vs. Wyoming, 1967 (Ariz. 14, Wyoming 39); 53 vs Toledo 2010 (Ariz 25, UT 28)

Most Touchdowns By Rushing

11 vs. New Mexico St., 1916 (73-0)

Average Gain Per Rush

Highest: 12.7 at UTEP, 1952 (38 for 483)
 Lowest: -1.8 vs. Arizona St., 1958 (27 for -49)

Most Players Gaining 100 Yards

3, Chuck Levy (19-156), Ontiwaun Carter (15-160), Billy Johnson (18-100) vs. Oregon, 1993

Team Highs and Lows, Season

Rushes Per Game

Most: 55.5, 1978 (610 in 11)
 Total: 663, 1977 (12 games)
 Fewest: 26.7, 2007 (320 in 12)

Yards Gained Per Game

Most: 276.5, 1954 (2745 in 10)
 Fewest: 43.8, 2002 (526 in 12)

Touchdowns Rushing Per Game

Most: 4.3, 1954 (43 in 10)
 Fewest: 0.4, 1965 (4 in 10)
 Pac-10 Years: 0.6, 2002 and 2007 (7 in 12)

Average Gain Per Play

Most: 5.7, 1961 (408 for 2326)
 Fewest: 1.5, 2002 (360 for 526)

Games Gaining 300+ Yards

Five, 1973 and 2013

Top 10 Average Rushing Yards Per Game, Season

- 276.5, 1954
- 270.8, 1973
- 268.9, 1953
- 264.9, 2013
- 254.8, 1952
- 254.1, 1975
- 246.7, 1988
- 240.9, 1989
- 233.6, 1961
- 227.8, 2012

Top 10 Team Rushing, Single Game

- 492, Eastern Mich., 1988 (63 att.)
- 491, at Arizona St., 1953 (73)
- 483, at UTEP, 1952 (38)
- 480, UCLA, 1989 (68)
- 460, Oregon St., 1999 (64)
- 451, Utah, 1975 (74)
- 444, New Mexico St., 1951 (52)
- 438, UTEP, 1973 (58)
- 438, Colorado, 2012 (38)
- 432, Utah, 1973 (76)

Individual Rushing Leaders (2,000+ yards)

Rushing Yards, Career

Yds	Player	Att.	Years
4,239	Ka'Deem Carey	743	2011-13
3,824	Trung Canidate	604	1996-99
3,501	Ontiwaun Carter	805	1991-94
3,381	Art Luppino	513	1953-56
3,163	Mike Bell	678	2002-05
3,096	Hubie Oliver	649	1977-80
2,957	Nic Grigsby	572	2007-10
2,571	David Adams	600	1984-86
2,530	Clarence Farmer	521	2000-03
2,397	Keola Antolin	500	2008-10
2,389	Jim Upchurch	488	1972-74
2,074	Bob McCall	473	1970-72
2,060	Ken Cardella	336	1051-53
2,022	Eddie Wolgast	387	1945-50

Rushing Yards, Season (1,000 yard rushers)

Yds	Player	Att.	Year
1,929	Ka'Deem Carey	303	2012
1,885	Ka'Deem Carey	349	2013
1,602	Trung Canidate	253	1999
1,359	Art Luppino	179	1954
1,313	Art Luppino	209	1955
1,229	Clarence Farmer	209	2001
1,220	Trung Canidate	167	1998
1,184	Jim Upchurch	210	1973
1,175	David Adams	238	1986
1,163	Ontiwaun Carter	268	1994
1,153	Nic Grigsby	214	2008
1,148	Bob McCall	228	1972
1,021	Hubert Oliver	197	1979
1,004	Jim Upchurch	216	1974

Rushing Yards, Single Game (200+ yard games)

Yds	Player	Opponent	Year
366	Ka'Deem Carey (25 att.)	vs. Colorado	2012
288	Trung Canidate (18)	vs. Arizona St.	1998
236	Ka'Deem Carey (39)	vs. Utah	2013
232	Jim Upchurch (27)	vs. UTEP	1973
228	Art Luppino (6)	vs. NM State	1954
224	Ontiwaun Carter (36)	vs. Colorado St.	1994
222	Mike Bell (26)	vs. Washington	2003
221	Trung Canidate (33)	at Oregon St.	1999
217	Bill Hargis (33)	vs. Occidental	1930
207	Nic Grigsby (15)	vs. NAU	2009
206	Ka'Deem Carey (48)	vs. Oregon	2013
205	David Eldridge (20)	vs. UCLA	1989
204	Ka'Deem Carey (26)	at Utah	2012
202	Trung Canidate (27)	vs. UTEP	1999
201	Chris Jennings (26)	vs. SFA	2006
200	Art Luppino (25)	vs. Montana	1955
200	Ken Cardella (31)	at Arizona St.	1953

Longest Runs (80+ yards)

Yds	Player	Opponent	Year
1. 96	Trung Canidate	San Diego St.	1997
2. 94	Nic Grigsby	vs. NAU	2009
3. 91	Daniel Jenkins	vs. NAU	2013
4. 88	Bobby Thompson	at UTEP	1960
5. 84	Willie Hamilton	at Oregon	1972
6. 82	Willie Lewis (not TD)	Wyoming	1970
82	Eddie Wolgast	Arizona St.	1950
8. 81	Eddie Wolgast	at Colorado	1950
81	Bill Hargis	at Cal Tech	1930
10. 80	Tremaine Cox	UNLV	2001
80	Clarence Farmer	at USC	2000
80	Dennis Northcutt	Oregon	1999
80	Trung Canidate	at Arizona St.	1999
80	Trung Canidate	Arizona St.	1998
80	Harry Holt	at UTEP	1977
80	Willie Hamilton	at BYU	1973
80	Jim Upchurch	at BYU	1973
80	Willie Hamilton	at Iowa	1973
80	Floyd Hudlow	at New Mexico	1964
80	Bobby Thompson	UTEP	1960
80	Carl Beard	at UTEP	1952

By Opponent: 90, Lyn Chadnois, Michigan St., 1949

Rushing Touchdowns, Season

1. 23	Ka'Deem Carey	2012
2. 21	Art Luppino	1954
3. 19	Ka'Deem Carey	2013
4. 16	Kelvin Eafon	1998
5. 13	B.J. Denker (QB)	2013
13	Nic Grigsby	2008
7. 11	Trung Canidate	1999
8. 10	Clarence Farmer	2001
10	Trung Canidate	1998
10	Vance Johnson	1983
10	Jim Upchurch	1973
10	Keola Antolin	2008

Rushing Touchdowns, Career

1. 48	Ka'Deem Carey	2011-13
2. 44	Art Luppino	1953-56
3. 28	Nic Grigsby	2007-10
4. 27	Ronald Veal (QB)	1987-90
5. 26	Keola Antolin	2008-11
6. 25	Trung Canidate	1996-99
7. 21	Ontiwaun Carter	1991-94
8. 20	Kelvin Eafon FB	1996-98
20	Vance Johnson	1981-84
10. 19	Chuck Levy	1991-93
19	Clarence Farmer	2000-03

Annual Rushing Leaders (Since 1958)

Year	Player	TC	Net	TD	Avg.	PG
1958	W. Livingston	63	187	0	2.9	
1959	W. Livingston	57	380	3	6.7	
1960	B. Thompson	92	732	6	8.0	
1961	B. Thompson	103	752	8	7.3	
1962	Tom Kossar	64	427	3	6.5	
1963	Jim Oliver	49	214	1	4.4	
1964	Floyd Hudlow	73	402	8	5.5	
1965	Brad Hubbard	133	526	0	4.0	
1966	Brad Hubbard	115	501	1	4.4	
1967	David Barajas	87	337	5	3.7	
1968	Noki Fuimaono	156	579	1	3.5	
1969	Ron Gardin	188	759	7	4.0	
1970	Willie Lewis	163	665	3	4.1	66.5
1971	Bob McCall	134	525	0	3.9	47.7
1972	Bob McCall	228	1,148	3	5.0	104.3
1973	Jim Upchurch	210	1,184	10	5.6	107.6
1974	Jim Upchurch	216	1,004	4	4.6	91.2
1975	Dave Randolph	141	657	5	4.7	59.7
1976	D. Anderson	114	506	5	4.4	46.0
1977	D. Anderson	122	568	8	4.7	47.3
1978	Hubert Oliver	198	866	7	4.4	78.7
1979	Hubert Oliver	197	1,021	6	5.2	92.8
1980	Hubert Oliver	146	655	4	4.5	65.5
1981	Vance Johnson	123	654	6	5.3	59.4
1982	Vance Johnson	111	443	4	4.0	44.3
1983	Chris Brewer	114	586	7	5.1	53.3
1984	David Adams	188	750	6	4.0	68.2
1985	David Adams	138	511	2	3.7	51.1
1986	David Adams	238	1,175	7	4.9	106.8
1987	Ron Veal	161	566	9	3.5	56.6
1988	A. Washington	113	651	3	5.8	65.1
1989	David Eldridge	143	788	8	5.5	71.6
1990	Art Greathouse	104	482	5	4.6	48.2
1991	Billy Johnson	116	682	5	5.9	68.2
1992	Ontiwaun Carter	195	739	6	3.8	67.2

2014 Arizona Football Media Guide

Annual Rushing Leaders (Since 1958)

Year	Player	TC	Net	TD	Avg.	PG
1993	Ontwaun Carter	178	837	4	4.7	83.7
1994	Ontwaun Carter	268	1163	7	4.3	105.7
1995	Gary Taylor	177	714	2	4.0	64.9
1996	Gary Taylor	120	564	4	4.7	51.3
1997	Trung Canidate	138	804	4	5.8	100.5
1998	Trung Canidate	167	1,220	10	7.3	110.9
1999	Trung Canidate	253	1,602	11	6.3	133.5
2000	Clarence Farmer	138	666	5	4.8	66.6
2001	Clarence Farmer	209	1,229	10	5.9	111.7
2002	Mike Bell	106	341	1	3.2	28.4
2003	Mike Bell	168	920	6	5.5	76.7
2004	Mike Bell	204	950	5	4.7	86.4
2005	Mike Bell	200	952	5	4.8	86.5
2006	Chris Henry	165	581	7	3.5	52.8
2007	Nic Grigsby	161	704	2	4.4	70.4
2008	Nic Grigsby	214	1,196	13	5.4	88.7
2009	Keola Antolin	114	637	4	5.6	49.0
2010	Keola Antolin	143	668	7	4.7	51.4
2011	Keola Antolin	126	568	5	4.5	47.3
2012	Ka'Deem Carey	303	1,929	23	6.4	148.4
2013	Ka'Deem Carey	349	1,885	19	5.4	157.1

RECEIVING

Individual Receiving

Most Passes Caught

Game: 14, Jeremy McDaniel, at California, 11-2-96

Season: 93, Bobby Wade, 2002 (12 games)

Career: 259, Mike Thomas, 2005-08

Career Per Game: 5.4, Mike Thomas 2005-08, 259 in 48G; 5.1, Bobby Wade 1999-02, 230 in 45G; 4.7, Dennis Northcutt, 1996-99, 223 in 47G

Most Receiving Yards Gained

Game: 283, Jeremy McDaniel, at Cal, 11-2-96 (14 rec.)

By opposing players: 604, Austin Hill (10-259) vs. USC (Marqise Lee, 16-345)

Season: 1422, Dennis Northcutt, 1999 (88 rec.)

Career: 3351, Bobby Wade, 1999-02 (230 rec.)

Most Players 100 Yards Receiving, Game

3, M. Thomas 7-137, T. Turner 7-109, A. Johnson 7-102 vs. New Mexico 2007

Highest Average Gain Per Reception (Min. 3)

Game: 44.3, B. Bobby Thompson, vs. Colorado St. 9-23-61 (3 for 144) (Min. 5): 34.2, Charlie McKee, vs. Oregon St., 11-6-71 (6 for 205) (Min. 10): 25.9, Austin Hill, vs. USC (10-259), 10-27-12

Season: 21.0, Keith Hartwig, 1976 (54 for 1134)

Career: 20.1, Keith Hartwig, 1973-76 (67 for 1350)

Touchdown Passes Caught

Game: 3, Juron Criner, vs. Ore. '09 (of 5); UCLA '11 (10)

3, Mike Thomas, at Washington, 10-27-07 (of 10)

3, Bobby Wade, at California, 11-3-2001 (of 6)

3, Scott Piper vs. Northwestern, 10-4-75 (of 4)

3, Charlie McKee vs. Wyoming, 11-21-70 (of 3)

3, Joe Hernandez vs. New Mexico, 10-21-61 (of 4)

3, Bill Glazier vs. New Mexico, 11-5-49 (of 6)

Season: 11, Austin Hill, 2012; 11, Mike Thomas, 2007; 11, Theopolis Bell, 1974; 11, Juron Criner, 2010; 11, Juron Criner 2011

Career: Juron Criner 32, 2008-11; T. Bell, 30, 1972-75

Most Consecutive Games Catching a Pass

42, Dennis Northcutt (10-26-96 Oregon St. to 11-27-99 Arizona St.); 42, Bobby Wade (9-18-99 Stanford to 11-29-02 ASU, 1 missed game due to injury)

Most Consecutive Games Catching A Touchdown Pass

6, Rodney Williams (9-27 thru 11-8-97 UCLA-Oregon St)

Career 100-Yard Receiving Games

13, Dennis Northcutt, 1996-99; 12, Bobby Wade, 1999-02; 11, Mike Thomas, 2005-08; 11, Juron Criner, 2008-11

Receiving Leaders

Pass Receptions, Career

Rec.	Player	Yards	TD	Years	
1.	259	Mike Thomas	3,231	23	2005-08
2.	230	Bobby Wade	3351	23	1999-02
3.	223	Dennis Northcutt	3252	24	1996-99
4.	209	Juron Criner	2859	32	2008-11
5.	153	Theopolis Bell	2509	30	1972-75
6.	151	David Douglas	1542	11	2008-11
7.	136	Jon Horton	2415	16	1983-86
8.	131	Syndric Steptoe	1584	6	2003-06
9.	128	David Roberts	1325	5	2008-11
10.	119	Richard Dice	1957	17	1993-96

Receiving Yards, Career

Yds	Player	Rec.	TD	Years	
1.	3,351	Bobby Wade	230	23	1999-02
2.	3,252	Dennis Northcutt	223	24	1996-99
3.	3,231	Mike Thomas	259	23	2005-08
4.	2,859	Juron Criner	209	32	2008-11
5.	2,509	Theopolis Bell	153	30	1972-75
6.	2,415	Jon Horton	136	16	1983-86
7.	1,957	Richard Dice	119	17	1993-96
8.	1,925	Derek Hill	112	14	1985-88
9.	1,903	Juron Criner	134	21	2008-10
10.	1,884	Terry Vaughn	109	6	1990-93
11.	1,789	Brad Anderson	97	8	1981-83
12.	1,675	Austin Hill	102	13	2011-
13.	1,652	Charlie McKee	85	19	1969-71
14.	1,610	Terrell Turner	141	9	2006-09
15.	1,584	Syndric Steptoe	131	6	2003-06

Pass Receptions, Season (60+)

Rec.	Player	Yards	Year	
1.	93	Bobby Wade	1,389	2002
2.	88	Dennis Northcutt	1,422	1999
3.	83	Mike Thomas	1,038	2007
4.	82	Juron Criner	1,233	2010
5.	81	Austin Hill	1,364	2012
6.	76	Jim Greth	1,003	1966
7.	74	Juron Criner	956	2011
74	Mike Thomas	825	2008	
9.	65	David Douglas	666	2011
65	Gino Crump	610	2011	
11.	63	Dennis Northcutt	922	1998
12.	62	Bobby Wade	882	2001
13.	61	Dan Buckner	773	2012
61	Andrae Thurman	915	2002	
61	Dave Hibbert	606	1958	

Receiving Yards, Season (900+ yards)

Yds	Player	Rec.	Year	
1.	1,422	Dennis Northcutt	88	1999
2.	1,389	Bobby Wade	93	2002
3.	1,364	Austin Hill	81	2012
4.	1,233	Juron Criner	82	2010
5.	1,134	Keith Hartwig	54	1976
6.	1,038	Mike Thomas	83	2007
7.	1,003	Jim Greth	76	1966
8.	969	Richard Dice	56	1994
9.	956	Juron Criner	75	2011
10.	922	Dennis Northcutt	63	1998
11.	916	Jeremy McDaniel	58	1998
12.	915	Andrae Thurman	61	2002

Touchdown Receptions, Season

TD	Player	Rec/Yards	Year	
1.	11	Juron Criner	75-956	2011
11	Juron Criner	82-1,233	2010	
11	Mike Thomas	83-1,038	2007	
11	Theopolis Bell	53-700	1974	
11	Austin Hill	81-1,364	2012	
6.	10	Keith Hartwig	53-1,134	1976
10	Rob Gronkowski	47-672	2008	
8.	9	Juron Criner	43-580	2009
9	Dennis Northcutt	68-767	1997	
9	Jeremy McDaniel	58-916	1998	
11.	8	Bobby Wade	93-1,389	2002
8	Bobby Wade	62-882	2001	
8	Dennis Northcutt	88-1,422	1999	
8	Richard Dice	56-969	1994	
8	Jim Greth	76-1,003	1976	

Career Touchdown Receptions

TD	Player	Rec-Yards	Years	
1.	32	Juron Criner	209-2859	2008-11
2.	30	Theopolis Bell	153-2,509	1972-75
3.	24	Dennis Northcutt	223-3,252	1996-99
4.	23	Mike Thomas	259-3,231	2005-08
23	Bobby Wade	230-3,351	1999-02	
6.	19	Charlie McKee	85-1,652	1969-71
7.	17	Richard Dice	119-1,957	1993-96
8.	16	Rob Gronkowski	75-1,197	2007-08
16	Jon Horton	136-2,415	1983-86	
10.	15	Derek Hill	112-1,925	1985-88
11.	13	Austin Hill	102-1,675	2011-
12.	12	Rodney Williams	112-1,536	1995-97
13.	11	Vance Johnson	104-1,014	1981-84
11	David Douglas	151-1,542	2008-11	

Pass Receptions, Single Game

Rec.	Player	Opponent	Year	
1.	14	Jeremy McDaniel (283 yds)	at California	1996
2.	12	Juron Criner (179)	Oregon State	2010
12	Juron Criner (152)	vs. Stanford	2009	
12	David Roberts (138)	at Washington	2009	
12	Rob Gronkowski (143)	at Oregon	2008	
12	Bobby Wade (151)	Oregon	2002	
12	Dave Hibbert (107)	at Texas Tech	1958	
12	Mike Thomas (105)	at California	2007	
12	Jim Greth (98)	Iowa St.	1966	
12	Mike Thomas (83)	at USC	2007	
11.	11	Austin Hill (165)	at Stanford	2012
11	Juron Criner (118)	at Washington	2011	
11	Mike Thomas (127)	at UNM	2008	
11	Bobby Wade (222)	at California	2002	
11	Bobby Wade (157)	at Arizona St.	2001	
11	Jim Greth (120)	at Iowa	1966	
11	Hank Stanton (104)	at Okla. St.	1941	
18.	10	12 times: Juron Criner (176) at Toledo 2010; Terrell Turner (175) at Stanford 2008; Bobby Wade (155) at Washington 2002; Dennis Northcutt (257) at TCU 1999; Northcutt (135) vs. UW 1997; Theopolis Bell (77) at Utah 1974; Tim Dewan (77) vs. Utah 1966; Dave Hibbert (91) vs. Iowa St. 1958; Criner (101) vs. UCLA 2011; Dan Buckner (144) at OSU 2011; David Douglas (156) vs. Utah 2011; Gino Crump at Colo 2011; Dan Buckner (116) vs. Toledo 2012; Johnny Jackson (75) at Stanford 2012; Austin Hill (10-259) USC 2012.		

Receiving Yards, Single Game

Yds	Player (receptions)	Opponent	Year	
1.	283	Jeremy McDaniel (14)	at California	1996
2.	259	Austin Hill (10)	USC	2012
3.	257	Dennis Northcutt (10)	at TCU	1999
4.	222	Bobby Wade (11)	at California	2002
5.	217	Theopolis Bell (7)	New Mexico	1975
217	Jon Horton (9)	Utah St.	1984	
7.	208	Derek Hill (7)	at Stanford	1987
8.	205	Charlie McKee (6)	Oregon St.	1971
9.	203	Keith Hartwig (8)	Wyoming	1976
10.	196	Bill Glazier (8)	New Mexico	1951
11.	193	Nate Phillips (9)	vs. Boston College	2013
12.	179	Juron Criner (12)	Oregon State	2010
179	Keith Hartwig (9)	at Northwestern	1976	
14.	176	Juron Criner (10)	at Toledo	2010
15.	175	Terrell Turner (10)	at Stanford	2008
175	Bobby Wade (9)	Utah	2002	
175	Austin Hill (8)	vs. Nevada	2012	

Single-Season Tight Ends Receiving

1.	Rob Gronkowski	47-672, 10 TD	2008 soph
2.	Mark Keel	32-513, 2 TD	1982 senior
3.	Rob Gronkowski	28-525, 6 TD	2007 fresh
4.	Mark Keel	27-343, 4 TD	1981 junior
5.	Steve Fleming	23-332, 2 TD	2004 senior
6.	Ron Beyer	21-296, 4 TD	1978 senior
7.	B. Manumaleuna	20-316, 2 TD	1999 junior

Career Tight Ends Receptions-Yds-TD

1.	Rob Gronkowski	75-1197, 16 TD	2007-08
2.	Mark Keel	59-857, 6 TD	1981-82
3.	Ron Beyer	53-801, 7 TD	1975-78
4.	Steve Fleming	50-584, 4 TD	2001-04
5.	B. Manumaleuna	40-571, 3 TD	1997-2000
6.	Mike Metzler	34-597, 6 TD	1994-96
7.	Bill Netting	29-451, 5 TD	1977-80

Annual Pass Receptions Leaders

Year	Name	No.	Yards	TD	Avg.
1958	Dave Hibbert	61	606	4	9.9
1959	Willie Peete	10	173	1	17.3
1960	Joe Hernandez	24	440	7	18.3
1961	Joe Hernandez	27	423	1	15.7
1962	Ken Cook	11	187	1	17.0
1963	Floyd Hudlow	13	167	3	12.8
1964	Rickie Harris	28	391	1	13.9
1965	Tim Plodinec	20	191	1	9.6
1966	Jim Greth	76	1,003	8	13.1
1967	Wally Scott	15	243	1	16.2
	Jim Codrington	15	182	1	12.1
1968	Ron Gardin	48	892	4	18.6
1969	Hal Aranson	30	489	3	16.3
1970	Hal Aranson	35	569	2	16.3
1971	Charlie McKee	43	854	5	19.8
1972	Barry Dean	22	414	3	18.8
	Theo Bell	22	408	4	18.6
1973	Theo Bell	47	790</		

2014 Arizona Football Media Guide

Annual Pass Receptions Leaders

Year	Name	No.	Yards	TD	Avg.
1977	Harry Holt	24	423	2	17.6
1978	Ron Beyer	21	296	4	14.1
1979	Tim Holmes	24	319	0	13.3
1980	Tim Holmes	33	545	0	16.5
1981	Mark Keel	27	343	4	12.7
1982	Brad Anderson	44	870	5	19.8
1983	Jay Dobyns	50	694	1	13.9
1984	Jon Horton	45	880	6	19.6
1985	Jon Horton	43	685	3	15.9
1986	Derek Hill	32	523	3	16.3
1987	Derek Hill	45	798	4	17.7
1988	Derek Hill	25	508	5	20.3
1989	Reggie McGill	11	170	1	15.5
1990	Terry Vaughn	22	431	2	19.6
1991	Terry Vaughn	21	270	1	12.9
1992	Troy Dickey	28	395	1	14.1
1993	Terry Vaughn	36	474	2	13.2
1994	Richard Dice	56	969	8	17.3
1995	Rodney Williams	46	587	4	12.8
1996	Jeremy McDaniel	31	607	3	19.6
1997	Dennis Northcutt	58	767	9	13.2
1998	Dennis Northcutt	63	922	6	14.6
1999	Dennis Northcutt	88	1,422	8	16.2
2000	Bobby Wade	45	626	3	13.9
2001	Bobby Wade	62	882	8	14.2
2002	Bobby Wade	93	1,389	8	14.9
2003	Biren Ealy	42	577	4	13.7
2004	Syndric Steptoe	30	446	3	14.9
2005	Mike Thomas	52	771	5	14.8
2006	Syndric Steptoe	55	568	2	10.3
2007	Mike Thomas	83	1,038	11	12.5
2008	Mike Thomas	74	825	4	11.1
2009	Terrell Turner	48	458	4	9.5
2010	Juron Criner	82	1,233	11	15.0
2011	Juron Criner	75	956	11	12.7
2012	Austin Hill	81	1,364	11	16.8
2013	Nate Phillips	51	696	7	13.6

PASSING

Individual Passing

Most Pass Attempts

Game: 69, Matt Scott at Stanford, 10-6-12 (45 comp.); 61, Willie Tuitama at California, 9-22-07 (42 comp.); 57, Nick Foles vs. Oregon, 9-24-11 (34 comp.); 56, Marc Reed vs. Oregon St., 11-5-66 (25 comp.)
 Season: 560, Nick Foles, 2011; 524, Willie Tuitama, 2007
 Career: 1,396, Nick Foles, 2009-11; 1,276, Willie Tuitama, 2005-08; 1,069, Tom Tunnicliffe, 1980-83

Most Pass Completions

Game: 45, Matt Scott at Stanford, 10-6-2012, 69 att.; 42, Willie Tuitama, at California, 9-22-07, 61 att.; 41, Nick Foles, vs. USC, 10-1-11, 53 att.
 Season: 387, Foles-11 (12G, 560 att.); 327
 Career: 933, Nick Foles, 2009-11; 786, Willie Tuitama, 2005-08
 Career Per Game: 26.7, Nick Foles (933 in 35G); 19.7, Willie Tuitama (786 in 40)

Highest Completion Percentage, Game

10 PC: 91.7, Tom Tunnicliffe, vs. UTEP, 10-31-81 (11-12)
 15 PC: 86.4, B.J. Denker, vs. Oregon, 11-23-13 (19-22)
 20 PC: 78.0, Tom Tunnicliffe, vs. Pacific, 10-23-82 (21-27)
 30 PC: 86.5, Nick Foles, vs. Toledo, 9-3-10 (32-37)
 40 PC: 78.4, Nick Foles, vs. Stanford, 10-17-09 (40-51)

Highest Completion Percentage, Season

100 PA: 68.5, K.Smith, 1998 (113-165-7, 1,732 yds-13 TD.)
 200 PA: 69.1, Nick Foles, 2011 (560-387-14, 4334, 28 TD); 67.1, Nick Foles, 2010 (426-286-10, 3191, 19 TD); 64.9, W. Tuitama, 2008 (399-259-8, 3,088-23 TD)
 100 PC: 69.1, Nick Foles, 2011 (387-560, 4,334 yds); 68.5, Keith Smith, 1998 (113-165, 1,732 yds.)

Highest Completion Percentage, Career (Min. 500 att)

66.8, Nick Foles, 2009-11 (1396-933)
 61.6, Willie Tuitama, 2005-08 (1276-786)
 59.8, Keith Smith, 1996-99 (434-726)

Most Passes Had Intercepted

Game: 6, John Kelly, vs. Michigan St., 11-8-49; 6, Bruce Lee, vs. Auburn (Sun Bowl), 12-28-68
 Season: 18, Ed McCauley, 1950 (att. 138)
 Season % of Att: 19.4, Ted Bland, 1935 (14 of 72)
 Career: 56, Tom Tunnicliffe, 1980-83

Fewest Passes Had Intercepted (Pct. of Attempts)

Season: 1.39, Bruce Hill, 1975 (3 in 215)
 Career (500 att): 2.36, Nick Foles, 2009-11 (33 in 1396); 2.42, Willie Tuitama, 2005-08 (31 in 1276)

Most Attempts Without Interceptions

Game: 51, Nick Foles, vs. Stanford-09, vs. OkSt-11, vs. ASU-11; 48, Nick Foles, vs. USC, 11-13-10
 In-Game: 68, Matt Scott, at Stanford, 10-6-2012
 Consecutive: 208, Nick Foles (2010-USC 2011); 128, Bruce Hill, 1975 (Wyo through BYU); 128, Keith Smith, 1996 (WSU through most of ASU)

Most Yards Gained

Game: 510, Willie Tuitama, at Washington, 10-27-07
 Season: 4,334, Nick Foles, 2011, 12 games
 Season Per Game: 361.2, Nick Foles, 2011 (4,334 in 12)
 Career: 10,011, Nick Foles, 2009-2011 (933-1396-33-67); 9,211, Willie Tuitama, 2005-08
 Career Per Game: 286.0, Nick Foles, 2009-11 (10011-35G); 230.2, Willie Tuitama, 2005-08 (9,211 in 40)

Yards Gained Per Attempt

Game: 35.3, Eddie Wilson vs. Colorado St., 9-23-61 (6-212)
 Min. 10: 20.6, Bill Brechler vs. Idaho, 11-9-63 (11 for 227)
 Min. 20: 15.3, Tom Tunnicliffe vs. UOP, 10-23-82 (28-427)
 Min. 30: 11.9, Bruce Hill vs. UNM, 10-25-75 (34-406); 11.9, Keith Smith vs. California, 11-2-96 (35-418)
 Min. 40: 10.9, Jason Johnson at Cal, 11-16-02 (45-492)
 Season: 10.5, Keith Smith, 1998 (165 for 1,732)
 Season (200 att.): 8.3, Keith Smith, 1999 (228-1,903)
 Season (300 att.): 8.1, Jason Johnson, 2002 (410-3,327)
 Career: 8.3, Marc Lunsford, 1974-77 (332-2,756)
 Career (500 att.): 8.2, Keith Smith, 1996-99 (726-5,972)
 Career (1000 att.): 7.2, W. Tuitama, 2005-08 (1,276-9,211)

Most Yards Gained Per Completions

Game (5 PC): 42.4, Eddie Wilson, vs. Colo St., 9-23-61 (5-212)
 Game (10 PC): 26.2, Brian Linstrom, vs. BYU, 10-10-70 (10-262)
 Game (20 PC): 16.2, Willie Tuitama, vs. UCLA, 11-3-07 (21-341)
 Season (50 PC): 18.34, Marc Lunsford, 1976 (70-1,284)
 Season (100 PC): 17.13, Bruce Hill, 1975 (102-1,747)
 Career: 18.13, Marc Lunsford, 1974-77 (152-2,756)
 Career (200 PC): 15.01, Bruce Hill, 1973-75 (339-5,090)
 Career (500 PC): 11.7, Willie Tuitama, 2005-08 (786-9,211)

Most Touchdown Passes

Game: 6, Tom Tunnicliffe, vs. Pacific, 10-23-82; 5, Willie Tuitama, vs. NAU/Washington, 2007; 5, Keith Smith at California 1996; 5, Nick Foles vs. NAU 2011
 Season: 28, Nick Foles, 2011; 28, Willie Tuitama, 2007; 20, Marc Reed, 1966
 Career: 67, Willie Tuitama, 2005-08, Nick Foles, 2009-11; 46, Tom Tunnicliffe, 1980-83 (4 seasons); 45, Bruce Hill, 1973-75 (3 seasons)

Passing Efficiency Rating

Game: (25 PA): 273.8, Tom Tunnicliffe, vs. UOP, 10-23-82 (28 att., 21 comp., 0 int., 428 yds., 6 TD)
 Game (<25 PA): 274.22, W. Tuitama, at Oregon, 11-18-06 (9 att, 8 comp, 0 int., 120 yds., 2 TD)
 Season (100 PA): 174.17, Keith Smith, 1998 (113-165, 1,732)
 Season (150 PA): 174.17, Keith Smith, 1998 (113-165, 1,732)
 Career (300 PA): 140.52, Keith Smith, 1996-99 (726 att.)
 Career (500 PA): 140.52, Keith Smith, 1996-99 (726 att.)
 Career (1000 PA): 138.18, Nick Foles, 2009-11 (1,396 att); 134.70, Willie Tuitama, 2005-08 (1275 att.)

Consecutive Games Throwing Touchdown Pass

17, Nick Foles (OSU), 2010-all 12G in 2011)
 11, Marc Reed (Iowa, 1966-Wyoming, 1967)
 10, Willie Tuitama (Stanford '97-UW '08)

Passing Yards Gained by Opposing Players

Game: 921- Keith Smith (418) and Pat Barnes, Cal (503), 11-2-96; 893 - Nick Foles (425), Matt Barkley, USC (468), 10-1-11; 862 - Matt Scott (369), Matt Barkley, USC (493), 10-27-12; 851 - Matt Scott (491), Jose Nunes, Stanford (360), 10-6-12; 838 - Nick Foles (415), Andrew Luck, Stanford (423), 10-17-09;

Team Passing

Top 12 Team Single-Game Team Passing

Yds.	Opponent, Year	(PA-PC-Int-TD)
1. 510	at Washington, 2007	(51-38-1-5)
2. 492	at California, 2002	(45-31-1-4)
3. 491	at Stanford, 2012	(69-45-1-3)
4. 448	at Oregon, 2010	(54-29-1-3)
5. 446	New Mexico, 2007	(53-30-2-3)
6. 443	at Washington, 2002	(41-29-1-3)
7. 440	Oregon State, 2010	(46-35-1-3)
8. 427	Pacific, 1982	(31-21-0-6)
9. 425	USC, 2011	(53-41-2-4)
10. 418	at California, 1996	(35-25-0-5)
11. 417	NAU, 2011	(42-34-0-5)
12. 416	Utah, 2002	(35-24-1-2)

Top 10 Average Passing Yards, Season

1. 370.7	2011 (4th nationally)
2. 308.5	2007 (10th nationally)
3. 307.7	2010 (9th nationally)
4. 298.4	2012 (23rd nationally)
5. 289.8	2002
6. 255.1	1966 (3rd nationally)
7. 253.1	1999
8. 250.3	2001
9. 244.0	2008
10. 243.7	1983

Team Passing Highs and Lows, Game Passes Attempted

Most: 69, at Stanford, 2012 (45 comp.)
 Fewest: 1, vs. Oregon, 1978 (comp. 0); 1, vs. Oregon, 1993 (comp. 0)
 Both Teams, Most: 104, at OklaSt, 2011 (UA 51, OSU 53)
 Both Teams, Fewest: 10 vs. Pomona, 1930 (Ariz. 6, Pom. 4)

Passes Completed

Most: 45, at Stanford, 2012 (69 att.)
 Fewest: 0, vs. Oregon, 1978 (att. 1); 0, vs. Oregon, 1993 (att. 1); 0, vs. New Mexico St., 1934 (att. 11)
 Both Teams, Most: 79 at OkSt, 2011 (UA 37, OSU 42); 73 vs. USC, 2011 (UA 41, USC 32)
 Both Teams, Fewest: 3, vs. NMSU, 1934 (Ariz. 0, NMSU 3; 3, vs. Loyola, 1932 (Ariz. 3, Loyola 0); 3, Oklahoma St., 1932 (Ariz. 3, Oklahoma St. 0); 3, Colorado St., 1930 (Ariz. 2, Colorado St. 1); 3, at Texas Tech, 1935 (Ariz. 2, Texas Tech 1)

Completion Percentage

(10 PA): .800, vs. Arizona St., 1948 (8 of 10)
 (10 PC): .857, vs. Colorado, 2012 (12 of 14)
 (20 PA): .863, vs. Oregon, 2013 (19 of 22)
 .818, vs. Washington, 2010 (18 of 22)
 (25 PA): .741, at WSU, 2010 (20 of 27)
 (30 PA): .841, at Toledo, 2010 (37 of 44)
 .809, vs. NAU, 2011 (34 of 42)
 Both Teams Highest: 824, vs. Colorado, 2012 (28 of 34)
 Lowest (10 PA): .000, vs. New Mexico St., 1934 (0 of 11)

Yards Gained Passing

Most: 510, at Washington, 2007
 Pac-10 Game: 510, at California, 2007
 Fewest: 0, at Oregon, 1978; 0, vs. Oregon, 1993
 Both Teams, Most: 921, vs. California, 1996 (Ariz. 418, California 503); 893 vs. USC 2011 (UA 425, USC 468)
 Both Teams, Fewest: 20, vs. Colorado St., 1930 (Ariz. 17, Colorado St. 3)

Touchdown Passes

Most: 6 vs. Pacific, 1982
 Both Teams, Most: 13 vs. California, 1996 (Ariz. 5, California 8)

Most Passes Had Intercepted

Most: 8, vs. Auburn (Sun Bowl), 1968; 8, vs. Hardin-Simmons, 1946
 Both Teams: 11, Auburn 1968 (Ariz. 8, Auburn 3)

Percent Passes Had Intercepted

.417, at Minnesota, 1939 (5 of 12)

Most Attempts Without Interception

In Game: 68, at Stanford, 2012 (68 of 68 before INT)
 Full Game: 57, vs. Oregon, 2011 (34 of 57)
 52, vs. Stanford, 2009 (40 of 52)

Yards Gained Per Attempt

Most: 30.3, vs. Colorado St., 1961 (7-for-212)
 Most (Min. 20): 15.2 at Oregon St., 2005 (22-for-335)
 Fewest (Min. 10): .33, vs. Kansas, 1949 (15-for-5)

2014 Arizona Football Media Guide

Yards Gained Per Completion

Most: 42.4, vs. Colorado St., 1961 (5 for 212)
 Most (Min. 9): 32.7, vs. Texas Tech, 1977 (9 for 294)
 Most (Min. 15): 23.9, vs. Wyoming, 1976 (15 for 358)
 Fewest (Min. 10): 5.4, vs. West Texas St., 1956 (10 for 54)

Most Yards Allowed Interception Returns

165, vs. Oklahoma St., 1941 (7 returns)

Average Gain Allowed Per Interception Return

64.5, by Utah, 1972 (2 for 129)

Intercepted Passes Returned for Touchdown

3, by Michigan St., 1949

Team Passing Highs and Lows, Season Passes Attempted Per Game

Most: 48.1, 2011 (577 in 12)
 Total: 577, 2011 (12 games)
 Fewest: 11.2, 1937 (112 in 10)

Passes Completed Per Game

Most: 33.2, 2011 (398 in 12)
 Total: 398, 2011 (12 G)
 Fewest: 4.0, 1935 (36 in 9)

Completion Percentage

Highest: .690, 2011 (398 of 577)
 .681, 2010 (357 of 524)
 .646, 2008 (266 of 412)
 .625, 2007 (332 of 531)
 Lowest: .295, 1935 (36 of 122)

Yards Gained Per Game

Most: 370.8, 2011 (4449 in 12)
 Total Yds: 4449, 2011 (12 G)
 Fewest: 61.7, 1939 (617 in 10)

Touchdown Passes Per Game

Highest: 2.5, 1997 (27 in 11)
 Most total: 29, 2011 (in 12)
 Fewest: .2, 1965 (2 in 10)

Passes Had Intercepted Per Game

Most: 2.66, 1940 (24 in 9)
 Total: 26, 1949 (10 G)
 Fewest: .27, 1975 (3 in 11)

Percentage Passes Had Intercepted

Highest: 15.2, 1939 (22 of 145)
 Lowest: 1.3, 1975 (3 of 236)
 1.8, 2013 (7 of 383)
 1.9, 2008 (8 in 412)

Consecutive Games TD Pass Thrown

Season: 12, 2011
 Overall: 22, Wash. 2011 to Ore. 2012

Games Exceeding 250 Yards

Season: 12, 2011 (all 300); 9, 2010; 8, 2007
 Consecutive: 19, USC 2010 to SC State 2012

Average Gain Per Attempt

Most: 9.0, 1998 (309-for-2,778)
 Fewest: 4.06, 1949 (198-for-805)

Average Gain Per Completion

Most: 17.71, 1977 (98-for-1736)
 Fewest: 9.72, 2009 (301-for-2,927)
 9.94, 1957 (155-for-1540)

Yards Allowed Interception Returns Per Game

Fewest: 1.1, 1975 (12 in 11)
 Most: 45.4, 1949 (454 in 10)

Average Per Interception Return Allowed

Fewest: 3.0, 1994 (7-for-21)
 Most: 19.1, 1991 (17-for-324)

Touchdowns On Passes Had Intercepted

3, 1949, 1982, 2001, 2003, 2006

Individual Passing Leaders

Passing Yards, Career		Att.-Cmp.-Int.-TD		Years		
Yds	Player	Att.	Cmp.	Int.	TD	Years
10,011	Nick Foles	1,396	933	33	67	2009-11
9,211	Willie Tuitama	1,276	786	31	67	2005-08
7,618	Tom Tunnicliffe	1,069	574	56	46	1980-83
6,016	Alfred Jenkins	879	456	38	30	1983-86
5,972	Keith Smith	726	434	27	42	1996-99
5,749	Jason Johnson	719	413	26	35	1999-02
5,723	Dan White	850	446	27	43	1993-95
5,424	Ortege Jenkins	717	488	27	42	1997-00
5,090	Bruce Hill	680	339	28	45	1973-75
4,921	Matt Scott	676	415	19	33	2008-12
3,305	Jim Krohn	513	260	36	24	1976-79
3,268	Bill Demory	481	220	24	20	1970-72
3,127	Marc Reed	504	247	30	24	1966-67
3,111	George Malauulu	584	241	19	10	1989-92

Career Touchdown Passes

Name	Passes	Years
Nick Foles	67	2009-11
Willie Tuitama	67	2005-08
Tom Tunnicliffe	46	1980-83
Bruce Hill	45	1973-75
Dan White	43	1993-95
Keith Smith	42	1996-99
Ortege Jenkins	42	1997-00
Jason Johnson	35	1999-02
Matt Scott	33	2008-12
Alfred Jenkins	30	1983-86
Jim Krohn	24	1976-79
Bill Demory	20	1970-72

Passing Yards, Season (2,000+ yards)

Yds	Player	Att.	Cmp.	Year
4,334	Nick Foles	560	387	2011
3,683	Willie Tuitama	524	327	2007
3,620	Matt Scott	499	301	2012
3,327	Jason Johnson	410	239	2002
3,191	Nick Foles	426	286	2010
3,088	Willie Tuitama	399	259	2008
2,520	Tom Tunnicliffe	328	176	1982
2,516	B.J. Denker	381	233	2013
2,486	Nick Foles	410	260	2009
2,474	Tom Tunnicliffe	351	185	1983
2,368	Marc Reed	365	193	1966
2,347	Jason Johnson	298	169	2001
2,202	Alfred Jenkins	312	156	1984
2,181	Dan White	296	169	1994

Passing Efficiency, Season (Min. 90 attempts)

Rating	Player	Att.	Year
174.2	Keith Smith	165	1998
157.1	Marc Lunsford	132	1976
150.9	Matt Scott	93	2010
145.6	Nick Foles	560	2011
144.9	Willie Tuitama	399	2008
144.7	Ortege Jenkins	131	1999
140.9	Nick Foles	426	2010
140.7	Eddie Wilson	116	1960
140.5	Bruce Hill	215	1975
136.9	Willie Tuitama	142	2005

Pass Attempts, Season

Att.	Player	Year
560	Nick Foles	2011
524	Willie Tuitama	2007
499	Matt Scott	2012
426	Nick Foles	2010
410	Nick Foles	2009
410	Jason Johnson	2002
399	Willie Tuitama	2008
365	Marc Reed	1966
351	Tom Tunnicliffe	1983

Pass Completions, Season

Comp.	Player	Year
387	Nick Foles	2011
327	Willie Tuitama	2007
301	Matt Scott	2012
286	Nick Foles	2010
260	Nick Foles	2009
259	Willie Tuitama	2008
239	Jason Johnson	2002
233	B.J. Denker	2013
193	Marc Reed	1966
185	Tom Tunnicliffe	1983

Touchdown Passes, Season (15+ TDs)

TD	Player	Year
1. 28	Nick Foles	2011
28	Willie Tuitama	2007
3. 27	Matt Scott	2012
4. 23	Willie Tuitama	2008
5. 20	Nick Foles	2010
20	Marc Reed	1966
7. 19	Nick Foles	2009
19	Jason Johnson	2001
19	Ortege Jenkins	1997
10. 18	Tom Tunnicliffe	1982
18	Bruce Hill	1974
12. 16	B.J. Denker	2013
16	Jason Johnson	2002
14. 15	Dan White	1995

Pass Completion Percentage, Season (Min. 100 att.)

Pct.	Player	Att.	Cmp.	Year
69.10	Nick Foles	560	387	2011
68.50	Keith Smith	165	113	1998
67.13	Nick Foles	426	286	2010
64.91	Willie Tuitama	399	259	2008
63.41	Nick Foles	410	260	2009
61.15	B.J. Denker	381	233	2013
60.24	Willie Tuitama	524	327	2007
60.60	Keith Smith	193	117	1996
60.32	Matt Scott	499	301	2012
60.30	Ortege Jenkins	131	79	1999

Passes Had Intercepted, Season

Int.	Player	Att.	Year
1. 18	Bruce McCauley	138	1950
2. 17	Alfred Jenkins	312	1984
17	Tom Tunnicliffe	217	1981
4. 16	Tom Tunnicliffe	351	1983
16	Bruce Hill	249	1974
16	Marc Reed	365	1966
16	John Kelly	113	1949
8. 15	Kris Heavner	237	2003
9. 14	7 times, last Matt Scott	499	2012

Passing Yards, Single Game (400+ Yards)

Yds	Player (Att.-Cmp.-Int.-TD)	Opponent-Year
510	Willie Tuitama (51-38-1-5)	at Wash. 2007
492	Jason Johnson (45-31-1-4)	at California 2002
491	Matt Scott (69-45-1-3)	at Stanford 2012
448	Nick Foles (54-29-1-3)	at Oregon 2010
446	Willie Tuitama (53-30-1-3)	New Mexico 2007
443	Jason Johnson (41-29-1-3)	at Wash. 2002
440	Nick Foles (46-35-1-3)	Oregon State 2010
427	Tom Tunnicliffe (28-21-0-6)	Pacific 1982
425	Nick Foles (53-41-2-4)	USC 2011
418	Keith Smith (35-25-0-5)	at California 1996
417	Nick Foles (42-34-0-5)	NAU 2011
416	Jason Johnson (35-24-1-2)	Utah 2002
416	Nick Foles (51-40-0-3)	Stanford 2009
406	Bruce Hill (34-21-0-3)	New Mexico 1975
403	Matt Scott (53-31-2-3)	Oregon State 2012

Longest Passing Plays (80+ Yards)

1. 99	Jason Johnson to Brandon Marshall	Idaho 2001
2. 94	Bobby Watters to Al. Washington	UNM 1987
3. 92	Nic Costa to Andrae Thurman	UCLA 2002
92	Tom Tunnicliffe to Brian Holland	Arizona St. 1982
92	Bill Demory to Charlie McKee	at BYU 1971
6. 89	Dan White to Richard Dice	Pacific 1995
7. 85	Nick Foles to Juron Criner	at Oregon 2010
85	G. Malauulu to David Lockhart	Stanford 1991
9. 84	Bill Brechler to Floyd Hudlow	Idaho 1963
82	Bill Demory to Charlie McKee	Oregon St. 1971
82	Bill Demory to Charlie McKee	New Mexico 1971
12. 80	Keith Smith to D. Northcutt	at Arizona St. 1999
80	Bruce Hill to Theopolis Bell	New Mexico 1975
80	Ferrill Capps to Bill Lovin	New Mexico St. 1941
Non-Scoring: 74, Ortege Jenkins to Trung Canidate, vs. UCLA, 1998; By Opponent: 91, Steve Stenstrom to Brian Manning (TD), Stanford, 1993		

Annual Passing Leaders Since 1958

Year	Player	Att	Cmp.	Int.	Yards	TD	Pct.
1958	Ralph Hunsaker	191	106	13	1,129	5	55.5
1959	Eddie Wilson	76	31	6	476	4	40.7
1960	Eddie Wilson	116	62	7	1,020	9	53.4
1961	Eddie Wilson	154	79	7	1,294	10	51.3
1962	Eddie Bricker	45	18	3	313	3	40.0
1963	Bill Brechler	82	34	3	550	7	41.5
1964	Lou White	67	25	9	419	2	37.3
1965	Phil Albert	123	58	6	559	2	47.2
1966	Mark Reed	365	193	16	2,368	20	52.9

2014 Arizona Football Media Guide

Annual Passing Leaders Since 1958 Cont.

Year	Player	Att	Cmp.	Int.	Yards	TD	Pct.
1967	Bruce Lee	137	57	8	635	5	41.6
1968	Mark Driscoll	152	62	8	927	5	40.8
1969	Brian Linstrom	258	119	10	1,598	11	46.1
1970	Brian Linstrom	141	59	8	884	5	42.0
1971	Bill Demory	199	91	11	1,384	10	45.7
1972	Bill Demory	174	76	8	1,175	13	43.6
1973	Bruce Hill	216	104	9	1,529	9	48.1
1974	Bruce Hill	249	133	16	1,814	18	53.4
1975	Bruce Hill	215	102	3	1,747	18	47.4
1976	Marc Lunsford	132	70	5	1,284	12	53.0
1977	Marc Lunsford	166	71	10	1,344	6	42.8
1978	Jim Krohn	151	79	8	996	9	52.3
1979	Jim Krohn	175	93	14	1,094	7	53.1
1980	Tom Tunnicliffe	173	96	9	1,204	8	55.5
1981	Tom Tunnicliffe	217	117	17	1,420	9	53.9
1982	Tom Tunnicliffe	328	176	14	2,520	18	53.7
1983	Tom Tunnicliffe	351	185	16	2,474	11	52.7
1984	Alfred Jenkins	312	156	17	2,202	11	50.0
1985	Alfred Jenkins	278	150	10	1,767	7	54.0
1986	Alfred Jenkins	232	118	9	1,573	10	50.9
1987	Ron Veal	153	75	9	1,239	4	49.0
1988	Ron Veal	105	40	3	669	4	38.1
1989	Ron Veal	117	46	5	517	2	39.3
1990	George Malauulu	101	46	5	726	1	45.5
1991	George Malauulu	99	52	5	674	5	52.5
1992	George Malauulu	198	97	7	1,210	6	49.0
1993	Dan White	207	103	7	1,410	11	49.8
1994	Dan White	296	169	7	2,181	14	57.1
1995	Dan White	297	150	10	1,855	15	50.5
1996	Keith Smith	193	117	6	1,450	11	60.6
1997	Ortege Jenkins	235	115	5	1,669	19	48.9
1998	Keith Smith	165	113	7	1,732	13	68.5
1999	Keith Smith	228	131	8	1,903	10	57.5
2000	Ortege Jenkins	261	123	12	1,647	9	47.1
2001	Jason Johnson	298	169	13	2,347	19	56.7
2002	Jason Johnson	410	239	13	3,327	16	58.3
2003	Kris Heavner	237	121	15	1,501	8	51.1
2004	R. Kovalcheck	168	80	7	950	6	47.6
2005	R. Kovalcheck	220	125	11	1,351	10	56.8
2006	Willie Tuitama	211	118	6	1,335	7	55.9
2007	Willie Tuitama	524	327	11	3,683	28	62.4
2008	Willie Tuitama	499	259	8	3,088	23	64.9
2009	Nick Foles	410	260	9	2,486	19	63.4
2010	Nick Foles	426	286	10	3,191	20	67.1
2011	Nick Foles	560	387	14	4,334	28	69.1
2012	Matt Scott	499	301	14	3,670	27	60.3
2013	B.J. Denker	381	233	7	2,516	16	61.2

TOTAL OFFENSE

Individual

Most Plays

Game: 74, Matt Scott at Stanford 2012 (69P/5R); 67, Willie Tuitama at California 2007 (61P/6R); 65, Matt Scott vs. USC 2012 (50P, 15R); 63, Nick Foles vs. Oregon 2011 (57P/6R)
 Season: 612, Matt Scott, 2012 (499P/113R)
 Career: 1,503, Nick Foles 2009-11 (1,396P, 106R, 1Rec); 1,448, Willie Tuitama, 2005-08, (1,276 P/ 172 R)

Most Yards Gained

Game: 517, Willie Tuitama at UW, 10-27-07 (510P/7R)
 Season: 4,231, Nick Foles 2011 (4334P/-103R)
 Career: 9,712, Nick Foles, 2009-11 (10011P/-290R/-9Rec); 8,727, Willie Tuitama, 2005-08 (9,211 P/-484 R)
 Career Per Game: 277.5, Nick Foles, 2009-11 (35G); 218.2, Willie Tuitama, 2005-08 (40 G)

Highest Average Gain Per Play, Game

Min. 15 plays: 16.0, Trung Canidate, 11-27-98, vs. ASU (18-288); 14.4, Bill Brechler, vs. Idaho, 11-9-63 (19-274)
 Min. 25 plays: 14.0, Tom Tunnicliffe, vs. Pacific, 10-23-82 (30-420)
 Min. 40 plays: 11.1, Keith Smith, at California 11-2-96 (45-502)
 Min. 50 plays: 9.2, Willie Tuitama at Washington, 10-27-07 (56-517)

Highest Average Gain Per Play, Season

Min. 1000 yds: 7.61, Eddie Wilson, 1961 (181-1377)
 Min. 2000 yds: 7.36, Keith Smith, 1999 (279-2054)
 Min. 3000 yds: 7.0, Nick Foles, 2011 (603-4231)

Highest Average Gain Per Play, Career

Min. 2000 yds: 6.90, Keith Smith, 1996-99 (1021-7049)
 Min. 3000 yds: 6.53, Art Luppino, 1953-56 (516-3371)
 Min. 4000 yds: 6.4, Jason Johnson, 1999-02 (832-5285)
 Min. 5000 yds: 6.5, Nick Foles, 2009-11 (1503-9712)
 Min. 6000 yds: 6.8, Matt Scott, 2008-12 (888-6059)

Most TDs Responsible For (TDs scored and passed for)

Game: 7, Keith Smith, vs. California, 11-2-96 (5 P, 2 R)
 Season: 33, Matt Scott, 2012 (27 P, 6 R); 31, Willie Tuitama, 2007 (28 P, 3 R); 28, Nick Foles, 2011 (28 P); 25, Willie Tuitama, 2008 (23 P, 2 R); 24, Ka'Deem Carey (23 Rush, 1 Rec); 24, Art Luppino, 1954 (24 R); 24, Marc Reed, 1966 (20 P, 4 R)

Points Responsible For (scored and passed for)

Game: 42, Keith Smith, vs. California, 11-296 (5P, 2R)
 Season: 202, Matt Scott, 2012 (27 P, 6 R, 2 2-pt pass); 188, Willie Tuitama, 2007 (3 R, 28 TD P, 2-pt PAT pass); 176, Nick Foles, 2011 (28 P, 4 2-pt PAT pass); 166, Art Luppino, 1954 (24 R and 22 PAT)
 Career: 436, Willie Tuitama, 2005-08 (67 TD pass, 5 TD rush, two 2-pt PAT)

Yards Gained by Opposing Players

Game: 1,030, Keith Smith, Arizona (502) & Pat Barnes, California (528), Nov. 2, 1996

Team Total Offense Highs and Lows, Game

Plays, Rushing and Passing

Most: 103, at Stanford, 2012 (34 R, 69 P)
 Fewest: 34, at Loyola, 1935 (24R, 12P)
 Both Teams, Most: 188, vs. Nevada, 2012 (105 Nev., 83 Ariz.)
 Both Teams, Fewest: 84, vs. Wyo., 1936 (Ariz. 45, Wyo 39)

Yards Gained

Most: 691, vs. New Mexico, 1969 (328R, 363P)
 Pac-12 Game: 617, at Stanford, 2012 (491P, 126R)
 Fewest: 15, at Loyola, 1935 (-4R, 19P)
 Pac-10 Game: 93, at Oregon St., 2002 (116 P, -23 R)
 Both Teams, Most: 1,254, vs. California, 1996 (Ariz. 595, California 659)
 Both Teams, Fewest: 175, at Texas Tech, 1935 (Ariz. 65, Texas Tech 110)

Average Gain Per Play

Highest: 13.3, at UTEP, 1952 (45 for 599)
 Lowest: .42, at Loyola, 1935 (36 for 15)

Touchdowns By Rushing and Passing

9, vs. Idaho, 2008; 9, vs. UTEP, 1976; 9, San Diego St., 1956; 9, New Mexico St., 1951

Team Total Offense Highs and Lows, Season

Plays Per Game

Most: 83.2, 2012 (1082 in 13 games)
 79.6, 1974 (876 in 11)
 Total: 1,082, 2012 (13 games)
 1,030, 2013 (13 games)
 Fewest: 54.0, 1959 (540 in 10)
 Lowest: 49.3, 1938 (9 games)

Yards Gained Per Game

Most: 526.2 (6840 in 13 games)
 Fewest: 182.8, 1965 (1828 in 10)

Average Gain Per Play

Most: 6.5, 1999 (874 for 5,663)
 Fewest: 2.74, 1965 (629 for 1,828)

Touchdowns Rushing and Passing Per Game

Most: 5.2, 1954 (52 in 10)
 Fewest: 0.6, 1965 (6 in 10)

Games Exceeding 500 Yds.

10, 2012; 6, 1999 (five consecutive)

Total Offense Leaders

Total Offense, Career

Yards	Player	Att.	Years
9,712	Nick Foles	1,503	2009-11
8,727	Willie Tuitama	1,448	2005-08
7,336	Tom Tunnicliffe	1,253	1980-83
7,049	Keith Smith	1,021	1996-99
6,307	Alfred Jenkins	1,136	1983-86
6,059	Matt Scott	612	2008-12
6,054	Bruce Hill	1,067	1973-75
5,577	Ortege Jenkins	1,111	1997-00
5,490	Nick Foles	899	2009-11
5,312	Dan White	992	1993-95
5,285	Jason Johnson	832	1999-02
4,307	Jim Krohn	893	1976-79

Total Offense, Season

Yds	Player	Plays	Year
1. 4,231	Nick Foles	603	2011
2. 4,126	Matt Scott	888	2012
3. 3,520	Willie Tuitama	578	2007
4. 3,465	B.J. Denker	562	2013
5. 3,078	Nick Foles	461	2010
6. 2,968	Willie Tuitama	448	2008
7. 2,954	Jason Johnson	470	2002
8. 2,464	Tom Tunnicliffe	396	1983
9. 2,441	Tom Tunnicliffe	330	1982
10. 2,412	Nick Foles	438	2009

Total Offense, Single Game (425+ Yards)

Yds	Player (Plays)	Opponent	Year
1. 517	Willie Tuitama (57)	at Washington	2007
2. 502	Keith Smith (55)	at California	1996
3. 485	Matt Scott (74)	at Stanford	2012
4. 469	Matt Scott (65)	USC	2012
5. 461	Matt Scott (60)	Toledo	2012
6. 457	B.J. Denker (47)	at Colorado	2013
7. 451	Bruce Hill (44)	New Mexico	1975
8. 446	Nick Foles (51)	Oregon State	2010
9. 445	Nick Foles (57)	at Oregon	2010
10. 444	Jason Johnson (52)	at California	2002
11. 432	Matt Scott (58)	Oregon State	2012
12. 425	Willie Tuitama (54)	vs. New Mexico	2007

Top Single-Game Team Total Offense Totals (Plays)

1. 691	New Mexico, 1969 (91)
2. 689	South Carolina State, 2012 (102)
3. 670	at Colorado, 2013 (82)
4. 624	Toledo, 2012 (80)
5. 617	at Stanford, 2012 (103)
6. 610	Pacific, 1982 (78)
7. 607	Arizona St., 1998 (72)
8. 606	South Dakota St., 1956 (76)
9. 599	at UTEP, 1952 (45)
10. 595	at California, 1996 (82)
11. 588	at UCLA, 1999 (80)
588	USC, 2012 (94)

Top Season Per Game Total Offense (top-20 national rank)

1. 526.2	2012 (7)
2. 471.9	1999 (3)
3. 465.2	2011 (17)
4. 458.5	2013
5. 444.9	1998 (18)
6. 439.4	2010
7. 424.2	1975
8. 412.3	1973
9. 402.4	2008
10. 402.4	1997
11. 402.0	1954 (3)

ALL-PURPOSE YARDAGE

Individual

Most Plays

Game: 49, Ka'Deem Carey, vs. Oregon, 11-23-13 (48 rush/1 rec); 39, David Adams, at Oregon, 9-20-86 (31 rush/ 6rec./2 kick ret.); 39, Nic Grigsby, vs. Washington St., 9-29-07 (30 rush, 9 rec)
 Season: 375, Ka'Deem Carey, 2013 (349 rush, 26 rec)
 Career: 855, Ontiwaun Carter, 1991-94; 847, Ka'Deem Carey, 2011-13

Yards Gained

Game: 400, Ka'Deem Carey, vs. Colorado 11-10-12; 359, Art Luppino, vs. New Mexico St., 9-18-54
 Season: 2,249, Dennis Northcutt, 1999 (1422 rec./436 punt ret./191 kick ret./200 rush.)
 Career: 5,483, Ka'Deem Carey, 2011-13; 5,392, Dennis Northcutt, 1996-99; 4,981, Mike Thomas, 2005-08
 Career Per Game: 152.3, Ka'Deem Carey, 2011-13 (5,483 in 36 games); 140.5, Bobby Lee Thompson, 1960-61 (2,810 in 20 games)

Average Gain Per Play

Game: 44.9, Art Luppino, vs. New Mexico St., 9-18-54 (8 for 359)
 Season (Min. 100): 16.8, Dennis Northcutt, 1999 (134 for 2249)
 Career: 15.6, Theopolis Bell, 1972-73 (317 for 4943)
 Career <2000 yds: 21.9 Travis Cobb, 2009-10 (91-1992)

2014 Arizona Football Media Guide

Total All-Purpose Yards, Career

Yds	Player	Plays	Years
1. 5,483	Ka'Deem Carey	847	2011-13
2. 5,392	Dennis Northcutt	368	1996-99
3. 4,981	Mike Thomas	375	2005-08
4. 4,963	Art Luppino	607	1953-56
5. 4,943	Theopolis Bell	317	1972-75
6. 4,785	Bobby Wade	340	1999-02
7. 4,378	Trung Canidate	646	1996-99
8. 4,343	Vance Johnson	645	1981-84
9. 4,023	Ontiwaun Carter	855	1991-94
10. 3,931	Syndric Steptoe	272	2003-06
11. 3,830	Derek Hill	279	1985-88
12. 3,795	Chuck Levy	510	1991-93
13. 3,698	Eddie Wolgast	379	1945-48

Total All-Purpose Yards, Season

Yds	Player	Plays	Year
1. 2,249	Dennis Northcutt	134	1999
2. 2,248	Ka'Deem Carey	340	2012
3. 2,193	Art Luppino	210	1954
4. 2,058	Ka'Deem Carey	375	2013
5. 1,949	Bobby Wade	127	2002
6. 1,902	Art Luppino	239	1955
7. 1,855	Trung Canidate	283	1999
8. 1,826	Mike Thomas	119	2007
9. 1,772	Derek Hill	111	1987
10. 1,648	Mike Thomas	141	2008

Total All-Purpose Yards, Single Game

Yds	Player (Plays)	Opponent	Year
1. 400	Ka'Deem Carey (27)	Colorado	2012
2. 359	Art Luppino (8)	New Mexico St.	1954
3. 340	Derek Hill (15)	at Stanford	1987
4. 338	Mike Thomas (16)	at Washington	2007
5. 314	Dennis Northcutt (15)	at TCU	1999
6. 313	Ken Cardella (34)	at Arizona St.	1953
7. 311	Art Luppino (27)	Oregon	1955
8. 289	Art Luppino (29)	Arizona St.	1954
9. 288	Trung Canidate (18)	Arizona St.	1998
10. 283	Jeremy McDaniel (14)	at California	1996

SCORING AND KICKING

Individual

Most Points Scored

Game: 32, Art Luppino, vs. New Mexico St., 1954
 Season: 166, Art Luppino, 1954
 Career: 360, Max Zendejas, 1982-85

Touchdowns Scored

Game: 5, Art Luppino, vs. New Mexico St., 1954; Ka'Deem Carey, vs. Colorado, 2012
 Season: 24, Art Luppino, 1954; Ka'Deem Carey, 2012
 Career: 52, Ka'Deem Carey, 2011-13; 48, Art Luppino, 1953-56

Most 2-Point Conversions Made

Game: 5, Art Luppino, 1953 (1-pt. Conversion Runs, before the 2-point rule)
 Season: 5, Art Luppino, 1953 (1-pt. Conversion Runs, before the 2-point rule)
 Career: 8, Eddie Wilson (passes), 1956-61

Field Goals Made

Game: 4, Alex Zendejas, vs. Cent. Mich., 9-5-09 (att. 5); 4, Alex Zendejas, at Washington, 10-10-09 (att. 4); 4, Doug Pfaff, vs. Stanford, 9-2-89 (att. 4); 4, Max Zendejas, vs. Washington St., 9-14-85 (att. 4); 4, Max Zendejas, at LSU, 9-22-84 (att. 4); 4, Max Zendejas, at California, 10-1-83 (att. 5); 4, Charles Gorham, vs. Indiana, 9-22-73 (att. 4); 4, Steve Hurlley, vs. UTEP, 10-5-68 (att. 4)
 Season: 23 Steve McLaughlin, 1994 (att. 29)
 Career: 79, Max Zendejas, 1982-85 (att. 107)

Most Field Goals, Season

Steve McLaughlin*	23 (29)	1994 (plus 2 bowl FG)
Max Zendejas*	22 (29)	1985 (plus 2 bowl FG)
Jason Bondzio	21 (26)	2007
Max Zendejas	21 (27)	1984
Gary Coston*	21 (24)	1986 (plus 2 bowl FG)

(At time, bowls not included in season stats)

Most Field Goals Attempted

Game: 5, four times, last Alex Zendejas, vs. CMU 2009 (made 4); Max Zendejas, at California 1983 (made 3)
 Season: 29, Max Zendejas, 1985
 Career: 107, Max Zendejas, 1982-85 (2-3 bowls; made 79)

Highest Field Goals Made Percentage

Game: 100.00, Alex Zendejas, at Wash., 10-10-09 (4 of 4); 100.00, Doug Pfaff, vs. Stanford, 9-2-89 (4 of 4); 100.00, Max Zendejas, at LSU, 9-22-84 (4 of 4); 100.00, Charlie Gorham, vs. Indiana, 9-22-73 (4 of 4); 100.00, Steve Hurlley, vs. UTEP, 10-5-68 (4 of 4)
 Season: .875, Jason Bondzio, 2008 (14 of 16); .800, Max Zendejas, 1983 (20 of 25)
 Career: .833, Jason Bondzio, 2007-08 (35 of 42); .738, Max Zendejas, 1982-85 (79-107)

Most Consecutive Field Goals Made

11, Max Zendejas, 1984 (Fresno St. to Long Beach St.)

Most Consecutive Games Kicking Field Goal

Season: 11, Max Zendejas, 1983; 11, Jason Bondzio, 2007
 Career: 18, Max Zendejas, 1982-84

Most Field Goals Made 50 Yards or More

Game: 2, Max Zendejas, vs. UCLA, 11-12-83 (51-53)
 Season: 5, Max Zendejas, 1984 (53-50-54-50-52)
 Career: 13, Max Zendejas, 1982-84

Most Games Kicking Three or More Field Goals

Season: 4, Lee Pistor, 1975; 4, Max Zendejas, 1984, 1985
 Career: 12, Max Zendejas, 1982-85

Most Games Kicking Field Goal

Season: 11, Max Zendejas, 1983; 11, Jason Bondzio, 2007; 10 Alex Zendejas 2010
 Career: 38, Max Zendejas, 1982-85

Longest Field Goal

Game: 57, Max Zendejas, at Arizona St., 11-23-85; 57, Lee Pistor, at Iowa, 9-24-77; 57, Jon Prasuhn, vs. Pacific, 9-2-95
 Game, Opponent: 63, Clark Kremble, Colorado St., 11-15-1975
 Arizona Stadium: 57, Jon Prasuhn, vs. Pacific, 9-21-95

PAT Kicks Made

Game: 9, Lee Pistor, vs. UTEP, 19-9-75 (att. 9); 9, Brett Weber, vs. Pacific, 11-15-80 (att. 9)
 Season: 58, John Bonano, 2012 (59 att); Jason Bondzio, 2008 (att 55); 50, Mark McDonald, 1998 (att. 52)
 Career: 123, Max Zendejas, 1982-85 (att. 125)

PAT Kicks Attempted

Game: 10, Joe Goff, vs. Arizona St., 9-28-46 (made 7)
 Season: 58, John Bonano, 2012 (59 att); 55, Jason Bondzio, 2008
 Career: 125, Max Zendejas, 1982-85 (made 123)

Highest Percentage PAT Kicks Made

Game: 100.00 Lee Pistor vs. UTEP, 1975 (9-9); 100.00 Brett Weber vs. UOP 1980 (9-9)
 Season: 100.00 Jason Bondzio, 2008 (55-55); 100.00, Max Zendejas, 1983 (39-39); 100.00, Gary Coston, 1990 (32-32); 100.00, Mark McDonald, 1997 (31-31); 100.00, Bill Zivic, 1979 (28-28); 100.00, Steve McLaughlin, 1992/1994 (26-26); 100.00, Brett Weber, 1980 (26-26); 100.00, John Bonano, 2011 (24-24); 100.00, Nick Folk, 2006 (22-22)
 Career: 99.1, Gary Coston 1986-90 (115-116); 98.9, Jason Bondzio 2007-08 (92-93); 98.4, Max Zendejas, 1982-85 (123-125)

Consecutive PAT Kicks Made

Season: 55, Jason Bondzio, 2008; 39, Max Zendejas, 1983
 Career: 74; John Bonano, 2009-12 (WSU '09 thru ASU '12); 68, Max Zendejas, 1982-84 (Stan '82 thru USC '84; 67, Jason Bondzio, 2007-08 (Wash '07 through '08)

Most Points Scored by Kicking

Game: 16, Jake Smith, at UNLV, 9-7-13 (7 PAT, 3 FGs); 15, Three others (Max Zendejas, at California, 10-1-83; John Bonano, Oklahoma State, 9-8-12; Alex Zendejas, at Washington, 10-10-09)
 Season: 100, Jason Bondzio, 2007 (21 FGs, 37 XPs); 99, Max Zendejas, 1983 (20 FGs, 39 XPs); 97, Jason Bondzio, 2008 (14 FG, 55 XPs)
 Career: 360, Max Zendejas, 1982-85 (79 FG, 123 PAT)

Longest Field Goals

Yds	Player	Opponent	Year
1. 57	Jon Prasuhn	Pacific	1995
57	Lee Pistor	at Iowa	1977
57	Max Zendejas	at Arizona St.	1985
4. 54	Max Zendejas	Colorado	1985
54	Max Zendejas	Washington	1983
54	Lee Pistor	Colorado St.	1976
54	Steve McLaughlin	California	1994
8. 53	Jake Smith	at California	2013
53	Nick Folk	Arizona St.	2004
53	Steve McLaughlin	Washington St.	1993
53	Steve McLaughlin	at Stanford	1994
53	Max Zendejas	Fresno St.	1984
53	Max Zendejas	UCLA	1983

Opponent: 63, Clark Kremble, at Colorado St., 1975

Arizona Primary Kickers By Year (since 1960)

Year	Kicker	FG-A	Pct	PAT	.Pct
1960	Eddie Wilson	2-x	--	17-x	...
1961	Eddie Wilson	2-x	--	24-26	.923
1962	John Fouse	0-1	.000	3-4	.750
	Gary Kenley	0-0	--	4-5	.800
1963	Bill Brechler	0-2	.000	10-17	.588
1964	Tom Malloy	1-2	.500	14-17	.824
1965	Jan Komorowski	4-x	--	7-x	...
1966	Don Wilhelm	1-7	.143	13-16	.813
1967	Ken Sarnoski	3-10	.300	19-21	.905
1968	Steve Hurlley	7-19	.368	17-22	.772
1969	Steve Hurlley	8-14	.571	24-27	.889
1970	Al Mendoza	3-8	.375	13-15	.867
	Steve Hurlley	4-6	.667	3-4	.750
1971	Mike DeSylvia	3-7	.429	18-22	.818
1972	Charlie Gorham	6-11	.545	26-28	.929
1973	Charlie Gorham	11-17	.647	31-36	.861
1974	Lee Pistor	7-12	.583	30-32	.938
1975	Lee Pistor	15-19	.789	35-38	.921
1976	Lee Pistor	13-21	.619	30-31	.968
1977	Lee Pistor	7-22	.318	25-29	.862
1978	Bill Zivic	8-19	.421	25-28	.893
1979	Bill Zivic	9-17	.529	28-28	1.000
	Brett Weber	1-2	.500	0-0	...
1980	Brett Weber	7-12	.583	26-26	1.000
1981	Brett Weber	11-20	.550	21-26	.808
	Bob Boris	1-4	.250	0-0	...
1982	Max Zendejas	14-23	.609	37-38	.974
1983	Max Zendejas	20-25	.800	39-39	1.000
1984	Max Zendejas	21-27	.778	23-24	.958
1985	Max Zendejas	22-29	.759	23-23	1.000
1986	Gary Coston	21-24	.875	34-34	1.000
	Jeff Valder	3-4	.750	0-0	...
1987	Gary Coston	15-23	.652	28-29	.966
1988	Doug Pfaff	12-17	.706	22-22	1.000
	Gary Coston	1-3	.333	9-9	1.000
1989	Doug Pfaff	14-19	.737	20-20	1.000
	Gary Coston	0-0	---	7-7	1.000
1990	Gary Coston	9-13	.692	32-32	1.000
1991	S. McLaughlin	3-6	.500	29-32	.906
1992	S. McLaughlin	11-20	.550	26-26	1.000
1993	S. McLaughlin	13-20	.650	27-29	.931
	Jon Prasuhn	1-2	.500	2-2	1.000
1994	S. McLaughlin	23-29	.793	26-26	1.000
1995	Jon Prasuhn	9-14	.643	22-25	.880
1996	Matt Peyton	12-21	.571	38-38	1.000
	Mark McDonald	5-8	.625	31-31	1.000
	T.J. Rodriguez	2-4	.500	5-7	.714
1998	Mark McDonald	8-17	.471	50-52	.962
	Michael Johnson	0-1	.000	0-0	...
1999	Sean Keel	5-8	.625	12-13	.923
	Mark McDonald	1-10	.100	21-25	.840
	Chris Palic	0-1	.000	2-2	1.000
2000	Sean Keel	13-17	.765	25-26	.962
2001	Sean Keel	9-14	.643	37-40	.925
2002	Bobby Gill	7-11	.636	17-17	1.000
	Sean Keel	6-11	.550	9-10	.900
2003	Bobby Gill	2-8	.250	15-16	.938
	Nick Folk	0-3	.000	8-8	1.000
2004	Nick Folk	8-13	.615	18-18	1.000
2005	Nick Folk	7-11	.636	31-33	.939
2006	Nick Folk	15-20	.750	22-22	1.000
2007	Jason Bondzio	21-26	.808	37-38	.974
2008	Jason Bondzio	14-16	.875	55-55	1.000
2009	Alex Zendejas	17-22	.773	38-41	.927
2010	Alex Zendejas	14-19	.737	41-46	.891
2011	John Bonano	8-12	.667	24-24	1.000
2012	John Bonano	14-20	.700	58-59	.983
2013	Jake Smith	12-19	.632	53-55	.964

Pac-10/12 Years, Offensive Touchdowns

Year	Rush	Pass	Tot	All Pts
2013	36	16	52	435
2012	33	30	63	496
2011	17	29	46	369
2010	20	25	45	367
2009	19	20	49	356
2008	33	23	56	476
2007	7	28	35	336
2006	11	9	20	199
2005	11	19	30	252
2004	9	10	19	164
2003	10	14	24	181
2002	7	17	24	227
2001	16	21	35	320
2000	16	9	25	254
1999	23	19	42	339
1998	34	18	52	416

2014 Arizona Football Media Guide

Pac-10/12 Years, Offensive Touchdowns Cont.

Year	Rush	Pass	Tot	All Pts
1997	13	27	40	297
1996	15	15	30	310
1995	7	18	25	207
1994	12	14	26	265
1993	18	11	29	265
1992	18	6	24	217
1991	23	8	31	248
1990	26	4	30	267
1989	21	6	27	231
1988	25	8	33	279
1987	22	7	29	263
1986	19	12	31	322
1985	13	7	20	239
1984	14	12	26	272
1983	24	12	36	353
1982	16	19	35	311
1981	15	15	30	253
1980	15	10	25	215
1979	21	7	28	234
1978	21	9	30	245

Scoring/Kicking Team Highs and Lows, Game

Most Points Scored

Arizona: 74, vs. UTEP, 1921
 Pac-10 Game: 59, at WSU (28), 2008
 Both Teams: 111, vs. California, 1996 (55-56 3OT)
 Pac-10 Game: 111, vs. California (55-56 3OT), 1996
 In Loss: 55, vs. California (56) 3OT, 1996
 One Quarter: 35, vs. Idaho (2nd), 70 total, 2008; 29, vs. New Mexico St., 1954 (3rd)
 One Half: 49, vs. Idaho (1st), 70 total, 45, at UNLV, 2013 (1st); 2008; 42, vs. UTEP, 1976 (2nd); 42 vs. UOP 1980 (1st); 42 vs. UCLA (1st), 2011
 Pac-12: 42 vs. UCLA (1st), 2011

Fewest Points Scored In Victory

5, at Iowa, 1980 (5-3)
 Pac-10 Game: 9, vs. Washington St., 1993 (9-6)

Most Touchdowns Scored

Arizona: 11, vs. UTEP, 1921; vs. New Mexico St., 1916
 Both Teams: 16, vs. California, 1996 (Ariz. 8, California 8)

Most Extra Points by Kicking

Arizona: 10, vs. Toledo, 2008 (10-10); 9, vs. UTEP, 1978 (9-9); 9, vs. Pacific, 1980 (9-9)
 Both Teams: 15, vs. California (Ariz. 7, California 8) '96

Most 2-Point Extra Points

Made: 2, vs. Washington St., 1981
 Attempted: 4, at New Mexico, 1960 (made 1)
 Both Teams Made: 3, at Utah, 1959 (Ariz. 0, Utah 3)
 Both Teams, Attempted: 8, at Utah, 1959 (Ariz. 1, Utah 7)

Field Goals

Made: 4 vs. CMU, 2009 (att. 5); 4 at Washington, 2009 (att. 4); 4 vs. Indiana, 1973 (att. 4); 4, vs. UTEP, 1968 (att. 4); 4, at California, 1983 (att. 5); 4, at LSU, 1984 (att. 4); 4, vs. Stanford, 1989 (att. 4)
 Attempted: 5, vs. CMU, 2009 (made 4); 5, at Iowa, 1973 (made 3); 5, at Notre Dame, 1982 (made 3); 5, at California, 1983 (made 4)
 Both Teams Made: 7 vs. Oregon St., 2000 (A3, OSU4); 7, at California, 1983 (Ariz. 4, California 2); 7, at LSU, 1984 (Ariz. 4, LSU 4); 7, at UCLA, 1997 (Ariz. 2, UCLA 4)
 Both Teams Attempts: 8, vs. SJSU 1970 (Ariz. 4, SJSU 4); 8, vs. Colorado St., 1980 (Colorado St. 5, Ariz. 3); 8, at California, 1983 (Ariz. 5, California 3); 8, at LSU, 1984 (Ariz. 4, LSU 4); 8, vs. Washington St., 1993 (Ariz. 4, Washington St. 4)

Safeties

Game: 2, vs. Arizona St., 1982; 2, at New Mexico, 1941
 Season Total scored: 4, 1941

Safeties Allowed

Game: 2, at TCU, 1999
 Season: 3, 1999

Scoring/Kicking Team Highs and Lows, Season

Points Per Game

Most: 38.5, 1954 (56 in 10)
 Fewest: 7.7, 1965 (77 in 10)

Touchdowns Per Game

Most: 5.6, 1954 (54 in 10)
 5.6, 1998 (56 in 12)
 Fewest: 0.9, 1965 (9 in 10)

Extra Points By Kicking Per Game

Most: 4.6, 2008 (60 in 13); 4.5, 2012 (58 in 13)
 Fewest: 0.6, 1958 (6 in 10)

Extra Point Kicking Percentage

Highest: 100.0, 2008 (60-60); 100.0, 1983 (38-38); 100.0, 1986 (34-34); 100.0, 1988 (32-32); 100.0, 1979 (28-28); 100.0, 1989 (27-27); 100.0, 1980, 1992, 1994 (26-26); 100.0, 2006 (22-22)
 Lowest: 41.2, 1939 (7 of 17)

Consecutive Extra Points By Kicking

77, 2007-09; 73, 2011-12

Two-Point Conversions

Made: 5, 1960 (att. 11); Attempted: 12, 1961 (made 3)

Field Goals

Made: 23, 1994
 Attempted: 29, 1985; 29, 1994
 Made, Fewest: 2 (11att), 2003

Field Goal Percentage

High: .875, 2008 (14 of 16); .808, 2007 (21 of 26)
 Low: .182, 2003 (2 of 11)

Individual Scoring Leaders

Scoring, Career

Pts	Player	TD	XP	FG	Years
1. 360	Max Zendejas	0	123	79	1982-85
2. 337	Art Luppino	48	49	0	1953-56
3. 192	Ka'Deem Carey	52	0	0	2011-13
4. 283	Steve McLaughlin	0	112	57	1991-94
5. 262	Gary Coston	0	115	49	1986-90
6. 246	Lee Pistor	0	120	42	1974-77
7. 197	Jason Bondzio	0	67	35	2007-08
8. 194	Vance Johnson	32	1	0	1981-84
9. 190	Theopolis Bell	31	2	0	1972-75
10. 186	Juron Crier	31	0	0	2008-11
11. 186	Nic Grigsby	31	0	0	2007-10
12. 182	Sean Keel	0	83	33	1999-02
13. 181	Alex Zendejas	0	85	32	2009-11
14. 169	Nick Folk	0	79	30	2003-06
15. 162	Dennis Northcutt	27	0	0	1996-99

Scoring, Season

Pts	Player	TD	XP	FG	Year
1. 166	Art Luppino	24	22	0	1954
2. 144	Ka'Deem Carey	24	0	0	2012
3. 121	Harold McClellan	NA	NA	0	1921
4. 120	Ka'Deem Carey	20	0	0	2013
5. 102	John Bonano	0	68	14	2012
6. 100	Jason Bondzio	NA	38	21	2007
7. 99	Max Zendejas	0	39	20	1983
8. 97	Jason Bondzio	0	55	14	2008
97	Gary Coston	0	34	21	1986
10. 96	Art Luppino	13	18	0	1955
11. 96	Kelvin Eafon	16	0	0	1998
12. 95	Steve McLaughlin	0	26	23	1994
13. 89	Alex Zendejas	0	38	17	2009
89	Max Zendejas	0	23	22	1985
15. 86	Max Zendejas	0	23	21	1984

Scoring, Game (TD-XP-FG)

Pts	Player	Opponent	Year
1. 32	Art Luppino (5-2-0)	New Mexico St.	1954
2. 30	Ka'Deem Carey (5-0-0)	Colorado	2012
3. 25	Art Luppino (4-1-0)	at Utah	1954
4. 24	Ka'Deem Carey (4-0-0)	vs. Oregon	2013
24	Ka'Deem Carey (4-0-0)	at Colorado	2013
24	Ka'Deem Carey (4-0-0)	Oklahoma St.	2012
24	Keola Antolin (4-0-0)	at Oregon	2008
24	Ronald Veal (4-0-0)	Washington St.	1988
24	Richard Hersey (4-0-0)	Pacific	1980
24	Harry Holt (4-0-0)	UTEP	1977
24	Don Bessley (4-0-0)	at Arizona St.	1953

Top Team Scoring Margins, Season (national rank)

1. 20.0	1929
2. 19.2	1935
3. 17.0	1954
4. 16.7	1998
5. 15.7	1961
6. 15.3	2008
7. 15.0	1983
8. 14.6	1975
9. 13.6	1936

Scoring Offense Per Game, Season

1. 38.5	1954 (2 nationally)
2. 38.2	2012 (15)
3. 36.6	2008 (16)
4. 34.7	1998 (15)
5. 33.5	2013
6. 32.1	1983 (8)
7. 30.8	2011
8. 30.0	1975 (9)
9. 29.2	1986 (16)
10. 29.1	2001

Scoring, Single Game

1. 74-0	UTEP, 1921
2. 73-0	New Mexico St., 1916
3. 70-0	Toledo, 2008
4. 67-13	New Mexico St., 1951
67-0	Arizona St., 1946
6. 63-35	Pacific, 1980
63-12	UTEP, 1976
8. 62-12	New Mexico St., 1952
9. 60-0	South Dakota St., 1956
10. 59-28	at WSU, 2008
59-38	Oklahoma State, 2012
12. 58-0	New Mexico St., 1954
58-0	Wyoming at Phoenix, 1936
58-13	at UNLV, 2013

Largest Margin of Victory (50+ points)

Margin	Opp	Year	Score
74	UTEP	1921	74-0
73	New Mexico St.	1916	73-0
70	Idaho	2008	70-0
60	S. Dakota St.	1956	60-0
59	Arizona St.	1919	59-0
58	Wyoming	1936	58-0
58	New Mexico St.	1952	58-0
56	S. Carolina State	2012	56-0
55	E. Michigan	1988	55-0
54	New Mexico St.	1951	67-13
53	New Mexico St.	1942	53-0
53	Drake	1935	53-0
53	UTEP	1920	60-7
51	UTEP	1976	63-12
50	New Mexico St.	1952	62-12
50	Hawaii	1952	57-7

Biggest Point Deficit Overcome

Arizona: 21, vs. Nevada, 2012 (49-48 final). Trailing 21-0 in 2nd quarter; 21, vs. Hardin-Simmons, 1950 (32-28 final). Trailing 21-0 in 2nd quarter; vs. San Diego State, 1997 (31-28 final), trailed 21-0 in 2nd quarter
 Arizona Pac-10: 18, at California, 1980 (31-24 final). Trailing 21-3 with 12:18 in 3rd quarter.
 Arizona Pac-10 (lead reduced, no victory): 31, at Oregon, 2008 45-55 final). Trailing 48-17 with 12:46 in 3rd quarter before 48-45 with 6:38 in 4th.
 Opponent: 27, at Utah, 1972 (27-28 final). Trailing 27-0 with 14:42 left.
 Pac-10 Opponent: 23, at California, 1983 (33-33 final). Trailing 26-3 at 6:45 of 3rd quarter.

PUNTING

Punting - Individual

Most Punts

Game: 13, Marty Shuford, vs. ASU, 11-27-71 (41.4 avg.); 13, Marty Shuford, vs. BYU, 11-13-71 (39.0 avg.); 13, Bill Hargis, at Rice, 10-11-30 (40.0 avg.); 13, Clarence Sample, vs. NMSU, 1932 (32.0 avg.)
 Season: 91, Marty Shuford, 1971 (38.2 avg.)
 Career: 225, Danny Baugher, 2002-05; 212, Keeney Crier, 2007-10

Highest Average Per Punt

Game: 57.6 Danny Baugher vs. Purdue, 9-17-05 (7-403)
 5 or less: 56.0 Nick Folk vs. BYU, 9-2-06 (4-224); Kyle Dugandzic vs. UCLA 2011 (2-120, 60.0)
 Season: 47.5, Danny Baugher, 2005 (37-1758)
 Season (Min. 40): 46.0, Kyle Dugandzic, 2011 (40-1840); 44.6, Joe Payton, 1965 (56 for 2495)
 Career: 44.19, Nick Folk, 2003-06 (96-4242)

Team Punting Highs and Lows, Game

Most: 21, at Texas Tech, 1935
 Fewest: 0, vs. NAU 2009; 0, vs. WSU 2009; 0, vs. CSU 1979; 0, vs. Pacific 1989
 Both Teams, Most: 39, at Kansas, 1936 (UA 20, KU 19); 39, vs. Texas Tech, 1935 (Ariz. 21, Texas Tech 18)
 Both Teams, Fewest: 2 at USC 2011 (Ariz. 2, USC 0)

2014 Arizona Football Media Guide

Average Per Punt (Min. 5)

Highest: 57.6 vs. Purdue, 2005 (7 punts)
Lowest: 20.2, at Texas Tech, 1958 (6 punts)

Team Punting - Highs and Lows, Season

Punts Per Game
Most: 9.2, 1967 (92 in 10)
Total: 98, 2003 (12 games)
Fewest: 3.6, 1954 (36 in 10)

Punting Average

Highest: 44.9, 2005 (61 punts, 2 blk)
Lowest: 31.2, 1957 (61 punts)

Net Punting Average

Highest: 41.17, 1975 (53 for 2302, 120 yds. returned)
Highest ('05 rule): 38.3, 2012 (55 for 2244, 21-161, 2 TB)
Lowest: 26.3, 1957 (61 for 1904, 300 yds. returned)
Most Punts Had Blocked: 6, 1984

Punting Leaders

Punting Average, Season (min. 35)

Avg.	Player	Punts	Year
1. 47.5	Danny Baugher	37	2005
2. 46.0	Kyle Dugandzic	40	2011
3. 44.6	Joe Payton	56	1965
4. 44.0	Nick Folk	74	2006
5. 43.9	Keenyn Crier	48	2008
43.9	Mitch Hoopes	40	1969
7. 43.7	Keenyn Crier	59	2007
8. 43.7	Matt Peyton	62	1996
9. 43.4	Dennis Anderson	53	1975
10. 43.2	Kyle Dugandzic	52	2012

Longest Punt, Single Game

Yds	Player	Opponent	Year
1. 84	Bill Hargis	at Rice	1930
2. 83	Keenyn Crier	at USC	2007
3. 82	Ted Bland	San Diego St.	1934
4. 80	Sergio Vega	UCLA	1980
80	John Wynne	at Kansas	1936
6. 78	Marty Lang	UTEP	1953
78	Nick Folk	Oregon St.	2006
8. 76	Danny Baugher	Purdue	2005
76	Marty Shuford	at Utah	1972
76	Glenn Lindner	New Mex. St.	1952
76	George Jackson	at Texas Tech	1935

Opponent: 88, Matt Steffen, DePaul, 1931

KICK RETURNS

Team Highs and Lows, Game

Punt Returns

Most Returns: 10, at Iowa St., 1968 (41 yds.); 10, at Texas Tech, 1935 (126 yds.)

Both Teams: 16, at BYU, 1969 (Ariz. 6, BYU 10)

Fewest Returns: 0 many times (once in 2013)

Both Teams: 0 many times (twice in 2012)

Most Yards Gained: 199, vs. Arizona St., 1946 (8 returns)

Yards Gained, Both Teams: 251 vs. Arizona St., 1946 (Ariz. 199, Arizona St. 52)

Fewest Yards, Both Teams: -1, Stanford, 2001 (Ariz. 2, SU -3)

Average Gain Per Return (Min. 3)

36.5, at Denver, 1949 (4 for 146)

Punt Returns for Touchdowns

2, vs. BYU, 1964 (69 and 61 yds.)

Kickoff Returns

Total Kickoff Returns

Most: 11, vs. Colorado, 1958 (192 yds.)

Both Teams, Most: 16, at Oregon, 2008 (8 each); 14, four times last at Oregon 2010 (Ariz. 9, UO 5)

Both Teams, Fewest: 0, Oregon St. 2006; 1, six times; last vs. Iowa 1998 (Ariz. 1 onside)

Yards Gained Kickoff Returns

Most: 257, at Utah, 1948 (9 returns)

Fewest: -2, vs. Pacific, 1975 (1 return)

Both Teams, Most: 348 at Washington 2011 (Ariz. 7-171, UW 6-177)

Both Teams, Fewest: 0, Oregon St. 2006 (0 returns)

Highest Average Gain Per Return

Min. 2 Returns: 65.5, vs. WSU, 2009 (2-131)

Min. 3 Returns: 52.7, at BYU, 1975 (3-158)

Min. 5 Returns: 35.3, at UNM, 1962 (6-212)

Kickoff Return Touchdowns: 1, many times,

Last: vs. Iowa, 2010 (Travis Cobb, 100 yds)

Total Returns (combined punt and kickoff)

Most: 13, at Texas Tech, 1935 (10 pt, 3 KO)

Fewest: 0, at Colorado St., 1975

Both Teams, Most: 23 vs. UCLA, 2007 (UA 12, UCLA 11)

Both Teams, Fewest: 2, at Iowa St., 1964 (Ariz. 2, Iowa St. 0)

Yards Gained Combined Kick Returns

Most: 257, at Utah, 1948 (9 KO returns)

Fewest: 0, at Colorado St., 1975

Both teams combined, Most: 439, vs. Arizona St., 1946 (Ariz. 199, Arizona St. 240)

Combined, Fewest: 17, vs. Iowa St., 1964 (Ariz. 17, Iowa St. 0)

Team Returns Highs and Lows, Season

Punt Returns

Punt Returns Per Game

Most: 5.4, 1968 (54 in 10)

Fewest: 1.0, 1966 (10 in 10)

Punt-Return Yards Per Game

Most: 56.3, 1952 (563 in 10)

Total: 587, 2008 (33 ret, 13 games); 578, 1998 (44 ret, 12 games)

Fewest: 5.9, 1966 (59 in 10)

Average Gain Per Return

Highest: 20.1, 1952 (28 for 563)

Lowest: 5.17, 2003 (18 for 93)

Punt-Return Touchdowns

4, 1971

Kickoff Returns

Kickoff Returns Per Game

Most: 6.2, 1967 (62 in 10)

Fewest: 1.2, 1940 (11 in 9)

Kickoff Return Yards Per Game

Most: 116.0, 1991 (1276 in 11)

Most Yards: 1,320, 2009 (53 ret, 13 G)

Fewest: 17.9, 1939 (179 in 10)

Average Gain Per Return

Highest: 27.2, 1935 (21 for 573)

Lowest: 12.1, 1962 (34 for 412)

Kickoff-Return Touchdowns

2, 1968-1963-1954

Punt Return Defense

Opponents' Punt Returns Per Game

Fewest: 1.2, 2013 (15-50 in 13 games); 1.3, 2011 (16-217 in 12G);

1.5, 1963 & 1954 (15 in 10)

Most: 6.2, 1967 (62 in 10)

Average Yards Allowed Per Return

Lowest: 1.7, 1985 (19 for 32)

Highest: 18.89, 1967 (36 for 680)

Most Punt Return Touchdowns Allowed

3, 1937

Kickoff Return Defense

Opponents' Kickoff Returns Per Game

Fewest: 1.17, 2006 (14 in 12)

Most: 5.6, 1954 (56 in 10)

High total: 64 in 13 games, 2008

Kickoff Return Yards Allowed Per Game

Fewest: 23.0, 2006 (276 in 12)

Most: 98.9, 2008 (1286 in 13); 96.5, 1954 (965 in 10)

Yard High: 2008 (1286 in 13, 64 returns); 2010 (1180 in 13, 57 returns)

Average Yards Allowed Per Return

Lowest: 14.1, 1962 (22 for 310)

Highest: 24.6, 2007 (47 for 1156)

Kickoff Return Touchdowns Allowed

2, 1997

Team Kick Defense Highs and Lows, Game

Punt Return Defense

Most Opponent Punt Returns

10, at BYU, 1969 (50 yds.)

Yards Gained Opponent Punt Returns

Most: 195, vs. Wyoming, 1967 (9 returns)

Fewest: -19, vs. Washington, 1992 (3 ret)

Average Gain Per Return Allowed

Lowest (Min. 5): -1.20, vs. Wyoming, 1973 (5-for-6)

Lowest (Min. 3): -6.3, vs. Washington, 1992 (3-for-19)

Highest (Min. 3): 42.7 vs. California, 2006 (3 for 128)

Highest (Min. 5): 25.5, at Arizona St., 1957 (6 for 153)

Punt Return Touchdowns Allowed

2, 2005 (Oregon, Arizona St.)

Blocked Punts Returned For Touchdown

1, last time: at ASU, 2009 (Orlando Vargas)

Opponent: 1, Last at Ore St., 2011 (Clayton Polk 41yd)

Kickoff Return Defense

Most Opponent Kickoff Returns

11, vs. New Mexico St., 1951 (193 yds.)

Yards Allowed Opponent Kickoff Returns

Most: 241 vs. Stanford, 2009 (8 returns)

Fewest: 1, vs. ASU 2013 (1 return); 3 vs. Oregon 2013 (1 return); 4, vs. Hardin-Simmons, 1947 (3 returns)

Average Gain Per Return Allowed (Min. 3)

Lowest: 1.3, at Colorado, 1953 & vs. Hardin-Simmons, 1947 (3 for 4)

Highest: 46.0, vs. Colo St., 1972 (3 for 138)

Kickoff Return Touchdowns Allowed

1 in many. Last: UCLA, 2007 (Matt Slater - 100 yds.)

Total Kick Return Defense

Opponent Total Kick Returns

Fewest: 0 vs. Iowa St., 1964; vs. Stephen F. Austin, 2006

Most: 14, vs. New Mexico, 1949 (6pt, 8 KO)

Yards Gained on Kick Returns

Fewest: 13, Arizona St. twice, 2006 (1-0 KOR, 1-13 PR), 2013 (1-13 KOR, 0-0 PR)

Most: 281, vs. Wyoming, 1967 (9 pt, 3 KO); vs. UTEP, 1941 (5pt, 6 KO)

Average Gain Per Return Allowed (Min 5)

Lowest: 3.6, at Utah, 1950 (9 for 32)

Highest: 29.5 at Washington 2011 (6-177 all KOR)

INDIVIDUAL RETURNS

Punt Returns

Most Punt Returns

Game: 9, Ted Bland vs. T.Tech, 11-11-35 (65 yds.); 9 Derek Hill vs. Colorado St., 9-13-86 (80 yds.)

Season: 41, Jackie Wallace, 1971

Career: 80, Jackie Wallace, 1970-72

Highest Average Per Return

Game (min. 3): 38.3, Bug Wright vs. WSU, 11-7-09 (3-115)

Season: 32.6, Floyd Hudlow, 1964 (8-251)

(Min. 10): 18.9, Dennis Northcutt, 1999 (23-436)

Career (min. 40): 14.95, Eddie Wolgast, 1945-49 (44-658)

Touchdowns on Punt Returns

Game: 2, Floyd Hudlow vs. BYU, 9-21-64 (61,69)

Season: 3, Floyd Hudlow, 1964; 3, Jackie Wallace, 1971

Career: 4, Jackie Wallace, 1970-72

Most Punt Return Yards

Game: 156, Wally Scott vs. Arizona St., 11-27-65 (7 returns)

Season: 510, Jackie Wallace, 1971 (41 returns)

Career: 903, Dennis Northcutt, 1996-99 (67 returns)

Kickoff Returns

Most Kickoff Returns

Game: 9, Ka'Deem Carey vs. Oregon 9-24-11; 7, Derek Hill at Washington St., 10-24-87

Season: 34, Travis Cobb (887 yds, TD), 2010; 30, Travis Cobb (762 yds, TD), 2009

Career: 80, Syndric Steptoe (1,757 yds.), 2003-06

Kickoff Return Yards

Game: 197, Ka'Deem Carey vs. Oregon, 2011 (9 returns); 180, Chuck Levy at Ohio St. 1991 (7 returns)

Season: 887, Travis Cobb, 2010 (34 returns);

762, T. Cobb, 2009 (30 returns); 682, Chuck Levy, 1991 (27)

Career: 1757, Syndric Steptoe, 2003-06 (80 returns); 1649, Travis Cobb, 2009-10 (64 returns); 1538, Theopolis Bell, 1972-75 (62 returns)

Kickoff Return Average

Game: 52.7, Theopolis Bell at BYU, Nov. 1, 1975 (3 for 158)

Season: 37.8, Ricky Stevenson, 1968 (9 for 340)

Min. 1.2 PG: 32.5, Floyd Hudlow, 1963 (13 for 422)

Career (30): 27.4, Floyd Hudlow, 1963-64 (13 for 422); 26.7, Art Lupino, 1953-56 (40 for 1,069)

2014 Arizona Football Media Guide

Kickoff Return Touchdowns

Game: 1, many; last Travis Cobb vs. Iowa, 9-18-10, 100 yds.
 Season: 2, Art Luppino (1954) and Rick Stevenson (1968)
 Career: 2, Art Luppino (1953-56), Rick Stevenson (1968-69), Chris McAlister (1996-98), Travis Cobb (2009-10)

Total Returns (punt and kickoff)

Most Kick Returns

Game: 10, Derek Hill, vs. Colorado St., 9-13-86 (9 punt, 1 KO)
 Season: 54, Jackie Wallace, 1971 (41 punts, 13 kickoffs, 880 yds.)
 Career: 141, Syndric Steptoe, 2003-06 (80 punts, 61 kickoffs); 130, Theopolis Bell, 1972-75 (68 punts, 62 kickoffs)

Most Yards on Kick Returns

Game: 197, Ka'Deem Carey, vs. Oregon, 9-24-11 (9 kickoffs); 180, Chuck Levy, at Ohio St., 9-7-91 (7 KO)
 Season: 800, Jackie Wallace, 1971 (510 KOR, 290 PR)
 Career: 2,347, Syndric Steptoe, 2003-06 (1,757 kickoffs, 590 punts); 2,290, Theopolis Bell, 1972-75 (1,513 kickoffs, 752 punts)

Highest Average Per Return

Game (3 min): 49.3, Travis Cobb (KOR) vs Iowa 2010; 28.8, Mike Thomas, at UW 10-27-07 (6-173 KOR)
 Season (Min. 20): 29.17, Art Luppino, 1954 (24 for 700)
 Career: 25.7, Art Luppino, 1953-56 (59 for 1515)

Touchdowns on Kick Returns

Game: 2, Floyd Hudlow, vs. BYU, 9-21-64 (2 punts)
 Season: 3, Jackie Wallace, 1971 (3 punts); 3, Rick Stevenson, 1968 (2 punts, 1 kickoff); 3, Floyd Hudlow, 1964 (3 punts)
 Career: 4, Floyd Hudlow, 1963-64 (3 punts, 1 kickoff)

Combined Returns (punt, kickoff, interception)

Season: 65, Jackie Wallace, 1971 (42 PR, 13 KOR, 11 int.)

Touchdowns by Returns

Game: 2, Antoine Cason, 2007 vs. Oregon (PR, INT)
 Season: 4, Antoine Cason, 2007 (2 int., 2 punts); 3, Chris McAlister, 1992 (1 KOR, 1 PR, 1 int.)
 Career: 6, Jackie Wallace, 1970-72 (4 PR, 2 int.); 5, Antoine Cason, 2004-07 (2 punts, 3 int.)

Return Leaders

Punt Return Average, Season (Min. 1.2 per game)

Avg.	Player	No.	Yards	Year
1. 18.9	Dennis Northcutt	23	436	1999
2. 17.4	Ricky Harris	12	209	1963
3. 16.9	Eddie Wolgast	13	220	1949
4. 16.2	Kenny Cardella	13	211	1953
5. 15.9	Bobby Jackson	16	255	1952
6. 13.5	Mike Thomas	29	392	2008
7. 13.4	Gary Kenley	12	161	1961
8. 13.1	Syndric Steptoe	20	261	2006
9. 12.9	Tommy Grimes	12	155	1954
10. 12.9	Wally Scott	27	348	1965
***19.2	Bug Wright (1.1 per gm)	11	211	2009

Kick Return Average, Season (Min. 1.2 pg or 200 yds.)

Avg.	Player	No.	Yards	Year
1. 37.8	Ricky Stevenson	9	340	1968
2. 32.5	Floyd Hudlow	13	422	1963
3. 31.6	Art Luppino	20	632	1954
4. 31.1	Bill McCormick	8	249	1953
5. 30.8	Chuck Levy	9	277	1993
6. 29.6	Cary Taylor	9	266	1993
7. 29.5	Chris McAlister	8	236	1998
8. 29.1	Willie Hamilton	14	408	1972
9. 28.4	Keola Antolin	9	256	2009
10. 28.3	Theopolis Bell	16	453	1975

Longest Punt Returns (80+ yards)

Yds	Player	Opponent	Year
1. 94	Jackie Wallace	UCLA	1971
2. 91	Wally Scott	at Arizona St.	1965
3. 87	Fred Batiste	at Denver	1949
87*	Marquis Hundley	vs. Idaho	2008
5. 86	Bug Wright	vs. WSU	2009
6. 84	Mark Streeter	at Texas Tech	1978
7. 83	Warren Livingston	at Colorado	1960
83	Kenny Cardella	at UTEP	1952
9. 82	Floyd Hudlow	Wyoming	1964
10. 81	Dennis Northcutt	at Arizona St.	1999
81	Marcellus Greene	Pacific	1980
12. 80	Dennis Northcutt	Middle Tenn. St.	1999
80	Sal Gonzalez	at New Mexico	1956
80	Charles Gilliland	UC-Davis	1924

(*returned fumbled punt - credited yards only)

By Opponent: 95, DeSean Jackson, California, 2006, TD
 Longest Non-Scoring: 71, Kenny Cardella, at ASU, 1953

Longest Kickoff Returns

Yds	Player	Opponent	Year
1. 100	Chris McAlister	UCLA	1996
100	Chris McAlister	at Hawai'i	1998
100	Travis Cobb	Iowa	2010
4. 98	Wallace Smith	Whittier	1935
5. 97	Michael Bates	Washington St.	1990
97	Rick Stevenson	at Indiana	1968
7. 95	Travis Cobb	vs. WSU	2009
95	Willie Hamilton	UTEP	1972
95	Gary Kenley	at New Mexico	1962
95	Ricky Harris	at Arizona St.	1963
95	Bill McCormick	UTEP	1953
12. 93	Charlie McKee	Kansas St.	1969
93	Vance Johnson	Oregon St.	1982

Opponent: 100, Jack Brognan, Loyola, 1932 - TD; 100, Matt Slater, UCLA, 2007 -TD
 Longest Non-Scoring: 84, Paul Leary, vs. NAU, 1931

TEAM DEFENSE

Team Highs and Lows, Game Plays Allowed

Fewest: 20, vs. New Mexico St., 1935 (12R, 8P, 40 yds.)
 Most: 105, vs. Nevada, 2012 (73 R, 32 P, 659 yds)

Total Offense Yards Allowed

Fewest: 10, vs. Loyola (at Phoenix), 1939 (4R, 6P, 34 plays)
 Pac-10 Game: 52, at Stanford 2006 (-6R, 58P, 32 plays)
 Most: 701, at Arizona St., 1973 (368R, 337P, 97 plays) (WAC)
 Pac-10 Game: 659, at California, 1996 (156R, 503P, 91 plays)

Average Offensive Gain Per Play Allowed

Fewest: .27, vs. Arizona St., 1946 (44 for 12)
 Most: 9.41, at UCLA, 1972 (61 for 574)

Rushing Defense

Rushes Allowed

Fewest: 12, vs. Wyoming, 1936 (-4 yds.); 12, New Mexico St., 1935 (-32 yds.)
 Most: 75, vs. New Mexico, 1971 (441 yds.)

Rushing Yards Allowed

Fewest: -33, at Stanford, 1992 (28 rushes)
 Pac-10 Game: -33, at Stanford, 1992 (28 rushes)
 Most: 569, at Arizona St., 1951 (67 rushes)
 Pac-10 Game: 450, vs. Arizona St., 1996 (59 rushes)

Average Gain Per Rush Allowed

Lowest: -1.2, at Stanford, 1992 (28 -33)
 Highest: 9.02, at UCLA, 1972 (56 for 505)

Touchdowns by Rushing Allowed

8, vs. Colorado, 1958

Opponent Players Gaining 100 yards

4, at ASU, 1951 (Bob Tarwater 17-140, Harley Cooper 11-123, Duane Morrison, 15-118, Buzz Welfer 10-114)

Pass Defense

Passing Attempts Allowed

Fewest: 3, vs. New Mexico, 1963 (comp. 3); 3, at UTEP, 1950 (comp. 0)
 Most: 65 at ASU 2011 (comp 36)
 Most, Pac-12: 65 at ASU 2011 (comp 36)

Pass Completions Allowed

Fewest: 0, vs. New Mexico, 1961 (att. 5); 0, at UTEP, 1950 (att. 3); 0, Arizona St., 1937 (att. 4); 0, Loyola, 1932 (att. 8); 0, New Mexico St., 1929 (att. 9); 0, Pomona, at Phoenix, 1929 (att. 5)
 Most: 42 at Okla State 2011 (att 53, 397 yds); 36 at ASU 2011 (att 65, 487 yds)

Completion Percentage Allowed

Lowest (10 PA): 07.7, at New Mexico, 1948 (1 of 13)
 Highest (15 PA): 88.9, at Air Force, 1959 (16 of 18)

Yards Passing Allowed

Fewest: 0, Oklahoma, 1989; 0, vs. New Mexico, 1961; 0, at UTEP, 1950; 0, Arizona St., 1937; 0, Oklahoma St., 1932; 0, Loyola, 1932; 0, New Mexico St., 1929; 0, Pomona, 1929
 Pac-10 Game: 29, vs. Oregon, 1983
 Most: 511, vs. ASU, 1998 (33 completions)
 Pac-10 Game: 511, vs. ASU, 1998 (33 completions)

Yards Per Attempt Allowed

Fewest: 0, New Mexico St., 1929 (Att. 9)
 Most: 18.8 vs. Indiana, 1967 (11 for 207)
 Most (Min. 20): 14.7, at New Mexico, 1946 (19 for 280)

Yards Per Completion Allowed

Fewest: 1.0 vs. Texas Tech, 1946 (1 for 1)
 Fewest (Min. 5): 2.3 Arizona St., 1961 (7 for 16)
 Most: 40.0, at New Mexico, 1946 (7 for 280)
 Most (Min. 10): 24.4, at Arizona St., 1957 (10 for 244)

Touchdown Passes Allowed

8, vs. California, 1996 (3 OT)

Most Passes UA Intercepted

7, vs. UTEP, 1968 (63 yds.) 7, at Arizona St., 1955 (19 yds.)

Percent Passes Intercepted

46.2, at New Mexico, 1948 (6 of 13)

Yards Gained on Interception Returns

182 vs. Illinois (5 returns)

Avg Yards Per Interception Return (Min. 2)

50.5 at UNLV, 2013 (2-101)
 46.5 vs. Arizona St., 1929 (2 for 93)

Interception Returns for Touchdowns

3, vs. Illinois, 1996

Scoring Defense

Points Allowed

Most: 78, at USC, 1928
 Pac-10 Game: 63, vs. Oregon, 2001 (28-63)
 In Victory: 48, vs. Nevada, 2012 (49-48); 47, vs. Washington St., 2000 (53-47, 30T)
 One Quarter: 38, at USC, 1928 (4th)
 One Half: 52, vs. USC, 1923 (2nd); 45, at Oregon, 2008 (1st)

Touchdowns Allowed

12, at USC, 1928

Opponent Extra Points by Kicking

Made: 9, at UCLA, 2012 (9 att.); 9, vs. Michigan St., 1949 (att.11)
 Attempted: 11, vs. Michigan St., 1949 (made 9)

Opponent 2-Point Extra Points

Made: 3, at Utah, 1959 (att.7)
 Attempted: 7, at Utah, 1959 (made 3)

Opponent Field Goals

Made: 5, at UNM, 2008 (att 5); 5, ASU 2010 (att 5); 4, six times most recent Nebraska 2009 (4-4)
 Attempted: 6, vs. UTEP, 1967 (made 3)

Interceptions & Fumbles Recovered, Game

Most: 9, at Washington, 1984 (4 int., 5 FR); 9, at Arizona State, 1955 (7 int., 2 FR); 9, vs. Utah, 1973 (4 int., 5 FR)
 Fewest: 0, many times, last at USC, 2013

Opponents Turnovers, Season

Most: 46, 1954 (20 interception, 24 fumbles lost, 2bk)
 Fewest: 11, 1999 (5 Interceptions, 6 fumbles lost)

Individual Defense

Most Interceptions

Game: 4, Chuck Cecil, at Stanford 1987; 3, Michael Johnson, at Oregon St. 2005
 By Defensive lineman: 2, Ken Giovando, vs. BYU, 1964
 Season: 11, Jackie Wallace, 1971
 Career: 21, Chuck Cecil, 1984-87 (then Pac-10 record)

Most Yards on Interception Returns

Game: 100, Chuck Cecil, vs. Arizona St., 11-22-86 (1)
 Season: 192, Darryll Lewis, 1990 (7 returns)
 Career: 349, Antoine Cason, 2004-07 (15 returns); 252, Darryll Lewis, 1987-90 (14 returns)

Highest Interception Return Average

Game (Min. 2): 47.5, Scott Geyer, vs. NC St., 12-31-89 (2-95)
 Season (Min. 5): 32.8, Antoine Cason, 2007 (5-164) 27.4, Darryll Lewis, 1990 (7 for 192)
 Career (Min. 10): 23.3, Antoine Cason, 2004-07 (15-349)

Defense Team Highs and Lows, Season

Plays Per Game Allowed

Most: 83.5, 2012 (1,085 in 13)
 Most total: 1,085, 2012 (in 13)
 Fewest: 44.4 1935 (400 in 9)

Yards Allowed Per Game

Fewest: 128.2, 1935 (1154 in 9)
 Most: 499.0, 2012 (6487 in 13)

2014 Arizona Football Media Guide

Average Gain Per Play Allowed

Lowest: 2.44, 1939 (537 for 1313)
Highest: 6.58, 2011 (839 for 5526)

TDs Rushing and Passing Allowed Per Game

Fewest: .67, 1935 (6 in 9)
Most: 4.46, 2012 (58 in 13)

Games Exceeding 500 Yards Allowed

6 -- 2012 (all 600 yards)
6 -- 2011; 3 -- 1999 and 2003

Games Less Than 200 Yards Allowed

10, 1993

Rushing Defense

Yards Allowed Per Game

Fewest: 30.1, 1993 (331 in 11)
Most: 288.3, 1958 (2883 in 10)

Average Gain Per Play Allowed

Lowest: 0.9, 1993 (368 for 331)
Highest: 5.3, 1958 (544 for 2883)

Rushes Per Game Allowed

Most: 57.5, 1949 (575 in 10)
Fewest: 28.8, 1935 (259 in 9)

Touchdowns Rushing Allowed Per Game

Fewest: .36, 1992 (4 in 11)
Most: 3.5, 1958 (35 in 10)

Games Less Than 100 Yards Allowed

10 - 1993; 10 - 1994; 7 - 2010

Passing Defense

Yards Allowed Per Game

Fewest: 50.1, 1939 (501 in 10)
Most: 298.9, 2011 (3587 in 12)

Yards Allowed Per Attempt

Fewest: 3.3, 1939 (152 for 501)
Fewest (Min. 200): 4.93, 1968 (275 for 1,357)
Most: 8.51, 2003 (394 for 3,351)

Yards Allowed Per Completion

Fewest: 10.02, 1939 (50 for 501)
Fewest (Min. 75): 10.37, 2008 (228 for 2,365)
Most: 17.14, 1967 (101 for 1,732)

Opponents' Passes Attempted Per Game

Fewest: 11.7, 1956 (117 in 10)
Most: 38.5, 2012 (500 in 13)

Opponents' Passes Completed Per Game

Fewest: 4.9, 1936 (49 in 10)
Most: 23.8, 2012 (309 in 13)

Completion Percentage Allowed

Lowest: 32.9, 1939 (50 in 152)
Lowest (Min. 200): 36.6, 1940 (90 of 246)
Highest: 65.9, 2011 (282 of 428)

Passes Intercepted (by UA) Per Game

Most: 3.44, 1940, (31 in 9)
Fewest: .36, 1994 (4 in 11)

Percentage Intercepted By

Highest: 20.6, 1935 (29 of 141)
Lowest: 1.3, 1999 (5 of 373)

Interception Yards Per Game

Most: 41.0, 1940 (369 in 9)
Total: 386, 1952 (10 games)
Fewest: 1.2, 1960 (12 in 10)

Average Yardage Per Interception Return

Highest: 45.5, 1994 (4 for 182)
Lowest: 3.0, 1960 (4 for 12)

Ariz. TDs On Interception Returns

6, 1996

Touchdown Passes Allowed Per Game

Fewest: .2, 1952 (2 in 10)
Most: 2.17, 2003 (26 in 12); 2.1, 2001 (23 in 11)

Games Less Than 50 Yards Allowed

5, 1942

Games Less Than 100 Yards Allowed

8, 1956

Games More Than 300 Yards Allowed

6 -- 2012; 6 -- 2011; 4 -- 1980, 2003

Games More than 200 Yards Allowed

11 -- 2003; 9 -- 2012; 9 -- 2011; 9 -- 2013

Scoring Defense (Minimum 8-Game Season)

Points Allowed Per Game

Fewest: 2.8, 1929 (22 in 8)
Most: 35.8, 2003 (429 in 12); 35.4, 2011 (425 in 12)

Touchdowns Allowed Per Game

Fewest: .38, 1929 (3 in 8)
Most: 4.67, 2003 (56 in 12)

Opponents' Extra Points By Kicking

Fewest Made: 2, 1928
Fewest Attempted: 3, 1929
Most Made: 56, 2012 (att. 56)
Most Attempted: 56, 2012 (made 56)

Opps XP-Kicking Percentage

Highest: 1.000 2012 (56-56)
(Top 5)
1.000 2003 (55-55)
1.000 2001 (48-48)
1.000 2005 (35-35)
1.000 2006 (28-28)
Lowest: .285, 1937 (4-14)

Consecutive Extra Points Allowed By Kicking

95, Washington St. 2004 to BYU 2007

Two-Point Conversions Allowed

Fewest Made: 0, Many seasons
Fewest Attempted: 0, 2006, 2008, 2011
Most Made: 6, 1959 (att. 19); 6, 1958 (att. 17)
Most Attempted: 19, 1960 (made 6)

Opponents' Field Goals

Made: 22, 2002 (att. 27)
Attempted: 27, 2002 (made 22)

Opponents' Field Goal Percentage

Highest: 86.7, 2012 (13 of 15)
83.3, 2010 (15 of 18)
81.4, 2002 (22 of 27)
Lowest: 14.3, 1964 (1 of 7)

Most Points Allowed By Kicking

99, 2011 (51 PAT, 16 FG)

Safeties Scored Against Arizona

3, 1999; single game: 2 (at TCU '99)

First Down Defense

Total Allowed Per Game

Fewest: 7.2, 1937 (72 in 10)
Most: 26.1, 2012 (339 in 13)

By Rushing Allowed Per Game

Fewest: 4.2, 1993, (46 in 11)
Most: 14.1, 1958 (141 in 10)

By Passing Allowed Per Game

Fewest: 1.3, 1942 (13 in 10)
Most: 13.2, 2011 (158 in 12)

By Penalty Allowed Per Game

Fewest: 1, 1947 (1 in 10)
Most: 2.5, 2011 (30 in 12)

Top 10 Arizona Defenses by Season (national rank)

Total Defense

1. 128.2 1935
2. 133.3 1939
3. 143.5 1937
4. 144.7 1936
5. 162.6 1940
6. 219.2 1946
7. 223.2 1938
8. 235.7 1942
9. 236.9 1993* (1)
10. 240.6 1968 (7)

Passing Defense

1. 50.1 ypg 1939
2. 58.9 1936
3. 65.4 1935
4. 66.5 1942
5. 68.8 1937
6. 73.1 1948
7. 73.3 1956
8. 79.1 1961
9. 87.3 1954
10. 89.2 1953

Rushing Defense (national rank)

1. 30.1 ypg 1993* (1)
2. 54.2 1940 (5)
3. 62.8 1935
4. 65.1 1992* (2)
5. 65.3 1994* (2)
6. 74.7 1938
7. 75.5 1984* (3)
8. 83.2 1939
9. 84.2 1936
10. 84.4 1986* (4)

Arizona Scoring Defense (points per game)

1. 2.8 1929
2. 4.1 1930
3. 4.4 1933
4. 5.0 1935
5. 5.4 1936
5.4 1934
7. 7.6 1964
8. 8.8 1937
9. 8.9 1992* (1)
10. 9.2 1940

Individual Defensive Leaders

Total Tackles, Career

(All LB unless noted)

TT	Player	UT	AT	Years
566	Ricky Hunley	323	243	1980-83
552	Byron Evans	315	237	1983-86
529	Obga Erby	300	229	1973-76
420	Jon Abbott	274	146	1974-77
405	Marcus Bell	264	141	1996-99
400	LaMonte Hunley	183	217	1981-84
392	Chuck Cecil S	222	170	1984-87
383	Mark Jacobs	205	178	1974-76
372	Sam Giangardella	183	189	1977-80
357	Mark Arneson	186	171	1969-71
356	Mike Dawson	203	153	1972-75
339	Ransom Terrell	179	160	1970-73
322	Darren Case	133	189	1987-90
320	Sean Harris	248	72	1991-94
312	Spencer Larsen	209	103	02, 05-07
308	Lance Briggs	205	103	1999-02
295	Darrell Brooks S	204	91	2002-05
291	Glenn Perkins	160	131	1978-82
282	Chris Singleton	171	111	1986-89
281	Chester Burnnett	223	58	1993-97
279	Jeff Hammerschmidt S	171	108	1987-90
275	Ronnie Palmer	158	117	2005-08

Solo Tackles, Career

UT	Player	TT	AT	Years
323	Ricky Hunley LB	566	243	1980-83
315	Byron Evans LB	552	237	1983-86
300	Obga Erby LB	529	229	1973-76
274	Jon Abbott DL	420	146	1974-77
264	Marcus Bell LB	405	141	1996-99
248	Sean Harris LB	320	72	1991-94
223	Chester Burnnett LB	281	58	1993-97
222	Chuck Cecil DB	392	170	1984-87
209	Spencer Larsen LB	312	103	2002, 05-07
205	Lance Briggs LB	308	103	1999-2002
205	Mark Jacobs LB	383	178	1974-76

Assisted Tackles, Career

AT	Player	UT	TT	Years
243	Ricky Hunley LB	323	566	1980-83
237	Byron Evans LB	315	552	1983-86
229	Obga Erby LB	300	529	1973-76
217	LaMonte Hunley LB	183	400	1981-84
189	Sam Giangardella LB	183	372	1977-80
189	Darren Case LB	133	322	1987-90
178	Mark Jacobs LB	205	383	1974-76
171	Mark Arneson LB	186	357	1969-71
170	Chuck Cecil DB	222	392	1984-87
160	Ransom Terrell LB	179	339	1970-73

2014 Arizona Football Media Guide

Passes Broken Up, Career (does not include INTs)

1.	44	Michael Jolivet	2000-03	CB
2.	38	Chuck Cecil	1984-87	S
3.	35	Kelly Malveaux	1994-97	CB
4.	32	Antoine Cason	2004-07	CB
	32	Devin Ross	2006-09	CB
6.	30	Shaquille Richardson	2010-13	CB
	30	Lynnden Brown	1981-84	S
8.	29	Brandon Sanders	1992-95	S
9.	28	Trevin Wade	2008-11	CB
	28	Randy Robbins	1980-83	S
11.	27	Chris McAllister	1996-98	CB
	27	Kelvin Hunter	1996-99	CB
13.	26	James DeBow	1985-88	S
14.	24	Martin Rudolph	1984-86	CB

Interceptions, Career

Int.	Player	Yards	TD	Years	
1.	21	Chuck Cecil	241	2	1984-87
2.	20	Jackie Wallace	250	2	1970-72
3.	18	Chris McAllister	254	2	1996-98
4.	15	Antoine Cason	349	3	2004-07
5.	14	Darryll Lewis	252	2	1987-90
	14	Allan Durden	241	1	1982-85
7.	13	Dave Liggins	150	0	1978-80
	13	Roussel Williams	107	0	1972-74
	13	Tony Bouie	189	1	1991-94
10.	12	Trevin Wade	203	2	2008-11
	12	Michael Jolivet	128	1	2000-03
	12	Ricky Hunley	134	2	1980-83
	12	Randy Robbins	204	4	1980-83
	12	Dennis Anderson	218	1	1973-75
	12	Rich Moriarty	78	0	1967-68
	12	Eddie Wolgast	200	1	1945-50

§ Includes two intercepted fumbles under old rule

Interceptions, Season

Int.	Player	Yards	TD	Year	
1.	11	Jackie Wallace	135	1	1971
2.	9	Chuck Cecil	77	0	1987
3.	8	Jackie Wallace	115	1	1972
	8	Rich Moriarty	75	0	1968
5.	7	Tony Bouie	131	0	1993
	7*	Ricky Hunley	123	2	1983
	7	Darryll Lewis	192	2	1990
	7	John Black	91	0	1939
	7	Dennis Anderson	72	0	1974
	7	Dave Liggins	68	0	1980
11.	6	Roussel Williams	72	0	1974
	6	Dick Taylor	79	0	1940
	6	Randy Robbins	85	1	1983
	6	Allan Durden	108	1	1984
	6	Allan Durden	42	0	1985
	6	Chuck Cecil	22	0	1985
	6	Chuck Cecil	142	2	1986
	6	Chris McAllister	103	1	1996

§ Includes 1 fumble interception; *Includes 2 fumble interceptions

Longest Interception Returns (70+ yards)

Yds	Player	Opponent	Year	
1.	100	Chuck Cecil	Arizona St.	1986
2.	98	Mikal Smith	Arizona St.	1996
3.	97	Mike Scurlock	California	1994
4.	96	Allan Durden	at LSU	1984
5.	91	Robert Golden	at Washington	2011
6.	89	Lynnden Brown	at Washington	1984
7.	85	Trevin Wade	Iowa	2010
	85	Scott Geyer	North Carolina St.	1989
9.	83	Dennis Anderson	Northwestern	1975
10.	79	Robert Golden	Stanford	2009
11.	78	Bob White	BYU	1972
12.	76	Jay Willett	at Kansas	1965
13.	75	Nate Ness	at Stanford	2008
	75	Bill Penn	at New Mexico	1948
15.	70	James Middleton	New Mexico St.	1929
	70	Ferrill Capps	San Diego St.	1945
	70	Darryll Lewis	UCLA	1990

Opponent: 89, Wayne Soffe, BYU, 1936

Annual Defensive Leaders

Total Tackles

(From coaches film through 1987)

1973	Terrell Ransom, LB	105+70	175
1974	Mark Jacobs, LB	115+85	200
1975	Obra Erby, LB	117+71	188
1976	Obra Erby, LB	85+89	174
1977	Corky Ingraham, LB	72+81	153
1978	Sam Giangardella, LB	55+76	131
1979	Sam Giangardella, LB	57+55	112
1980	Jack Housley, LB	64+40	104
1981	Ricky Hunley, LB	74+47	121
1982	Ricky Hunley, LB	100+73	173
1983	Ricky Hunley, LB	99+77	176
1984	LaMonte Hunley, LB	72+96	168
1985	Byron Evans, LB	118+70	188
1986	Byron Evans, LB	111+85	196
1987	Chuck Cecil, S	80+56	136
1988	Chris Singleton, OLB	58+60	118
1989	Donnie Salum, LB	48+65	113
1990	Jeff Hammerschmidt, S	53+25	78
1991	Tony Bouie, S	63+26	86
1992	Sean Harris, LB	48+23	71
1993	Brant Boyer, LB	70+20	90
1994	Sean Harris, LB	72+17	89
1995	Charlie Camp, LB	62+280	90
1996	Chester Burnett, LB	98+26	124
1997	Chester Burnett, LB	73+20	93
1998	Marcus Bell, LB	82+57	139
1999	Marcus Bell, LB	73+51	124
2000	Lance Briggs, LB	77+36	113
2001	Lance Briggs, LB	59+34	93
2002	Lance Briggs, LB	67+31	98
2003	Clay Hardt, LB	59+28	87
2004	Darrell Brooks, S	48+25	73
2005	Darrell Brooks, S	62+31	93
2006	Spencer Larsen, LB	63+26	89
2007	Spencer Larsen, LB	87+44	131
2008	Ronnie Palmer, LB	45+40	85
2009	Devin Ross, CB	61+30	81
2010	Paul Vassallo, LB	77+25	102
2011	Derek Earls, LB	55+19	74
2012	Jake Fischer, LB	76+43	119
2013	Jake Fischer, LB	57+42	99

Unassisted Tackles

1967	Otis Comeaux, LB	32
1968	Otis Comeaux, LB	34
1969	Bill Miller, DB	43
1970	Mark Arneson, LB	110
1971	Rich Dodson, LB	40
1972	Ransom Terrell, LB	66
1973	Ransom Terrell, LB	105
1974	Mark Jacobs, LB	115
1975	Obra Erby, LB	117
1976	Obra Erby, LB	85
1977	Jon Abbott, MG	100
1978	Cleveland Crosby, T	75
1979	Sam Giangardella, LB	57
1980	Dave Liggins, DB	68
1981	Ricky Hunley, ILB	74
1982	Ricky Hunley, ILB	100
1983	Ricky Hunley, ILB	99
1984	LaMonte Hunley, ILB	72
1985	Byron Evans, ILB	118
1986	Byron Evans, ILB	111
1987	Chuck Cecil, S	80
1988	Chris Singleton, OLB	62
1989	Chris Singleton, OLB	66
1990	Jeff Hammerschmidt, FS	53
1991	Tony Bouie, FS	86
1992	Brant Boyer, ILB	49
1993	Brant Boyer, ILB	70
1994	Sean Harris, ILB	72
1995	Charlie Camp, ILB	62
1996	Chester Burnett, ILB	98
1997	Chester Burnett, ILB	73
1998	Marcus Bell, ILB	82
1999	Marcus Bell, ILB	73
2000	Lance Briggs, ILB	77
2001	Lance Briggs, ILB	59
2002	Lance Briggs, ILB	67
2003	Clay Hardt, Rover	59
2004	Antoine Cason, CB	54
2005	Darrell Brooks, FS	62
2006	Spencer Larsen, LB	63
2007	Spencer Larsen, LB	87
2008	Ronnie Palmer, LB	45
2009	Devin Ross, CB	61

2010	Paul Vassallo, LB	77
2011	Derek Earls, LB	55
2012	Jake Fischer, LB	76
2013	Jake Fischer, LB	57

Assisted Tackles

1967	Olden Lee, LB	56
1968	Otis Comeaux, LB	77
1969	Mark Arneson, LB	76
1970	Mark Arneson, LB	45
1971	Jim Johnson, T	65
1972	Ransom Terrell, LB	78
1973	Ransom Terrell, LB	70
1974	Mark Jacobs, LB	85
1975	Obra Erby, LB	71
1976	Obra Erby, LB	89
1977	Corky Ingraham, LB	81
1978	Sam Giangardella, LB	76
1979	Sam Giangardella, LB	55
1980	Sam Giangardella, LB	46
	Ricky Hunley, LB	46
1981	Gary Gibson, OLB	48
1982	Ricky Hunley, ILB	73
1983	LaMonte Hunley, ILB	79
1984	LaMonte Hunley, ILB	96
1985	Byron Evans, ILB	70
1986	Byron Evans, ILB	85
1987	Jerry Beasley, ILB	73
1988	Darren Case, ILB	74
1989	Darren Case, ILB	67
1990	Darren Case, ILB	38
1991	Heath Bray, FS/LB	34
1992	Sean Harris, ILB	23
1993	Brant Boyer, ILB	20
1994	Sean Harris, ILB	17
1995	Charlie Camp, ILB	28
1996	David Fipp, FS	37
1997	Marcus Bell, ILB	24
1998	Marcus Bell, ILB	57
1999	Marcus Bell, ILB	51
2000	Lance Briggs, ILB	36
2001	Lance Briggs, ILB	34
2002	Lance Briggs, ILB	31
2003	Joe Siofele, ILB	32
2004	Darrell Brooks, FS	25
2005	Darrell Brooks, FS	31
2006	Ronnie Palmer, LB	28
2007	Spencer Larsen, LB	44
2008	Ronnie Palmer, LB	40
2009	Xavier Kelley, LB	32
2010	P. Vassallo, LB/J. Perkins, S	25
2011	Paul Vassallo, LB	26
2012	J. Fischer, LB/M. Flowers, LB	43
2013	Jake Fischer	42

Tackles for Loss/Sacks

1967	Gary Klahr, E	14
1968	Tom Nelson, T	29
1969	Charlie Duke, LB	16
1970	Bill McKinley, E	20
1971	Rich Dodson, LB	11
1972	Bob Crum, E/Wally Brumfield, LB	11
1973	Mike Dawson, T	12
1974	Mike Dawson, T	11
1975	Mike Dawson, T	15
1976	Jon Abbott, T	11
1977	Jon Abbott, MG	18
1978	John Crawford, E	12
1979	Cleveland Crosby, T	16
1980	Ricky Hunley, LB	9
1981	Gary Shaw, NG	8
1982	Steve Boadway, OLB	9
1983	John Kaiser, OLB	14
1984	Steve Boadway, OLB	14
1985	Danny Lockett, OLB	15
1986	Stan Mataele, DT	14.5
1987	Dana Wells, NG	17
1988	Dana Wells, NG	17.5
1989	Chris Singleton, OLB	11
1990	Darren Case, ILB	6
1991	Mike Scurlock, ILB	8.5
1992	Rob Waldrop, NG	22
1993	Tedy Bruschi, DE	27.5
1994	Chuck Osborne, NG	15
1995	Tedy Bruschi, DE	19.5
1996	Joe Salave'a, DT	12
1997	Joe Salave'a, DT	17
1998	Marcus Bell, ILB	14
1999	Marcus Bell, ILB	14

2014 Arizona Football Media Guide

2000	Joe Tafoya, DE	18
2001	Lance Briggs, ILB	14
2002	Lance Briggs, ILB	10.5
2003	J.Siofele, ILB/M.Molina, ILB	7.5
2004	Andre Torrey, DE	13.0
2005	Copeland Bryan, DE	10.5
2006	Spencer Larsen, LB	10.5
2007	Spencer Larsen, LB	15.5
2008	Ronnie Palmer, LB	11
2009	Earl Mitchell, DT	12.5
2010	Ricky Elmore, DE	13.0
2011	Derek Earls, LB	7.0
2012	Marquis Flowers, LB	13.0
2013	M. Flowers, LB/S. Tuihalamaka, DL	11.0

Sacks (separate from TFL since 1976)

1976	Gilbert Lewis, S	6
1977	Jon Abbott, MG	10
1978	John Crawford, E	7
1979	Cleveland Crosby, T	8
1980	Ricky Hunley, LB	5
1981	Gary Shaw, NG	7
1982	Ivan Lesnik, T	7
1983	John Barthalt, T	6
1984	Steve Boadway, OLB	13
1985	Danny Lockett, OLB	12
1986	Stan Mataele, DT	10.5
1987	Dana Wells, NG	7
1988	(Three Players)	5.5
1989	Chris Singleton, OLB	10
1990	Reggie Johnson, DT	11
1991	M. Scurlock, R. Holt	6.5
1992	Rob Waldrop, NG	10
1993	Tedy Bruschi, DE	19
1994	Chuck Osborne, NG	11
1995	Tedy Bruschi, DE	14.5
1996	Joe Salave'a, DT	6
1997	Joe Salave'a, DT	11.5
1998	Daniel Greer, DT	9
1999	Joe Tafoya, DT	10
2000	Joe Tafoya, DE	6
2001	Lance Briggs, ILB	6.5
2002	Joe Siofele, DE	5.5
2003	Siofele, DE	4.0
	M.Smith, M.Molina, A.Torrey	
2004	Andre Torrey, DE	5.0
2005	Copeland Bryan, DE	7.5
2006	Louis Holmes, DE	4.0
2007	Lionel Dotson, DT	6.5
2008	Brooks Reed, DE	8.0
2009	Ricky Elmore, DE	10.5
2010	Ricky Elmore, DE	11
2011	C.J. Parish, DE	3
2012	Marquis Flowers, LB	5.5
2013	Sione Tuihalamaka, DL	5.0

Career Sacks

1.	Tedy Bruschi, DE	1992-95	55
2.	Ricky Elmore, DE	2007-10	25.5
3.	David Wood, DT	1981-84	25
4.	Joe Tafoya, DE	1997-2000	24.5
5.	Rob Waldrop, DT	1990-93	23.5
6.	Reggie Johnson, DT	1988-90	22.5
7.	Jim Hoffman, DT	1991-94	22.5
8.	Danny Lockett, OLB	1985-86	22
9.	Joe Salave'a, DT	1994-97	21.5
10.	Chuck Osborne, DT	1992-95	21

Blocked Kicks

1967	Wally Scott, DB	5
1968	Greg Woodward, DB	2
1969	Jim Ventriglia, T	1
	Rick Stevenson, B	
1970	Greg Boyd, B	1
1971	Greg Boyd, B	3
1972	Greg Boyd, B	1
	Glen Gresham, LB	
1973	Leon Lawrence, B	1
1974	None	
1975	Mike Dawson, T	1
1976	Jeff Whitton, T	1
1977	Jack Housley, LB	1
	Darrell Solomon, MG	
1978	(Four Players)	1
1979	Jack Housley, LB	1
1980	Bill Redman, B	2
1981	Gary Shaw, NG	1
	Randy Robbins, CB, Al Gross, FS	
1982	Larry Smith, SS	2

1983	(Five Players)	1
1984	(Four Players)	1
1985	(Three Players)	1
1986	Chuck Cecil, FS	2
1987	(Five Players)	1
1988	Scott Geyer, CB	2
1989	Arnulf Mobley, ILB	1
1990	(Three Players)	1
1991	(Three Players)	2
1992	Heath Bray, QB/WR	2
1993	B. Sanders,	1
	J. Hoffman, R. Dice	
1994	S. Harris, T. Bruschi	1
1995	(Three Players)	1
1996	T. Canidate, M. Smith	1
1997	J. Salave'a,	1
	C. McAlister, D. Fipp	
1998	Chris McAlister,	2
	Peter Hansen	
1999	Peter Hansen	3
2000	Peter Hansen	2
2001	Malosi Leonard,	1
	Andrae Thurman	
2002	Michael Jolivet,	2
	Carlos Williams	
2003	None	0
2004	C. Bryan,	1
	M. Hollingsworth	
2005	None	0
2006	Earl Mitchell	1
2007	None	0
2008	David Roberts	1
2009	Orlando Vargas	1
2010	J. Washington,	1
	M. Usman, D.Roberts	
2011	Team	1
2012	None	0
2013	None	0

Interceptions (yds. returned-TD)

(*includes fum ret [in-air] prior to rule change)

1958	Dave Hibbert, HB (58)	4
1959	Warren Livingston, HB (41-1)	3
1960	4 players (12)	1
1961	Gary Kenley, HB (79)	4
1962	C. Starkey, DL (18),	2
	L. Fairholm, HB (7)	
1963	Rickie Harris, CB (25)	3
1964	Woody King, S (46)	5
1965	Woody King, S (44-1)	5
1966	Phil Albert, S (8)	3
1967	O. Lee (31), O. Comeaux (0)	4
1968	Rich Moriarty (75)	8
1969	B. Miller (57), J. Black (32), CBs	3
1970	Justin Lanne, S (23)	5
1971	Jackie Wallace, CB (135-1)	11
1972	Jackie Wallace, CB (115-1)	8
1973	Glen Gresham, LB (59)	3
1974	Dennis Anderson, S (72)	7
1975	Dennis Anderson, S (141-1)	4
1976	Van Cooper, CB (60)	3
1977	Corky Ingraham, LB (49)	4
1978	Corky Ingraham, LB (34)	3
1979	Dave Liggins, S (59)	5
1980	Dave Liggins, S (60)	5
1981	Tony Neely, S (98-1)	4
1982	Randy Robbins, CB (85-1)	6
1983	Ricky Hunley, LB (123-2)	7
1984	Allan Durden, S (108-1)	6
1985	Allan Durden, S (42)	6
1986	Chuck Cecil, S (142-2)	6
1987	Chuck Cecil, S (77)	9
1988	T. Burden (20), D. Lewis (22), CBs	5
1989	Darryll Lewis, CB (39)	2
1990	Darryll Lewis, CB (192-2)	7
1991	Darryll Morrison, CB (67-1)	3
1992	Tony Bouie (9-0), S	4
	B. Sanders (77-1), S	
1993	Tony Bouie, S (100)	6
1994	(Four Players — 182-1)	1
1995	Brandon Sanders, S (0)	2
1996	Chris McAlister, CB (103-1)	6
1997	Chris McAlister, CB (45)	4
1998	Chris McAlister, CB (64-1)	5
1999	(Five Players — 36-1)	1
2000	Michael Jolivet, CB (50)	5
2001	Michael Jolivet, CB (78-1)	5
2002	Ray Wells, LB (78-1)	3
2003	Michael Jolivet, CB (0)	2

2004	Antoine Cason, CB (88)	4
2005	Michael Johnson, S (45-1)	4
2006	Antoine Cason, CB (57-1)	3
2007	Antoine Cason, CB (164-2)	5
	Nate Ness, S (91-0)	5
2008	M. Hundley, CB (77-0)	4
	T. Wade, CB (78-0)	4
2009	Trevin Wade, CB (40-1)	5
2010	Joe Perkins, S (22),	2
	Shaquille Richardson, CB (0)	
2011	Shaquille Richardson, CB (73),	2
	Adam Hall, S (22)	
2012	Jonathan McKnight, CB (71-1)	3
	Marquis Flowers, LB (18)	3
2013	Tra'Mayne Bondurant, S (79-2)	4

Passes Broken Up

(does not include INTs)

1967	Frank Jenkins, DB,	4
	Doug Schleuter, B	
1968	Bill Miller, B	17
1969	(Three Players)	5
1978	Mark Arneson, LB,	7
	Jim Ventriglia, T	
1971	Jackie Wallace, DB	7
1972	Russell Williams, DB	4
1973	Leon Lawrence, DB	7
1974	Mark Jacobs, LB	5
1975	Dennis Anderson, DB	6
1976	Van Cooper, DB	11
1977	Corky Ingraham, LB	5
1978	Reggie Ware, DB	6
1979	Reggie Ware, DB	4
1980	Marcellus Greene, DB	11
1981	John Pace, ILB	6
1982	Al Gross, SS	9
1983	Randy Robbins, CB	17
1984	Lynnden Brown, CB	19
1984	Gordon Bunch, CB	19
1985	Gordon Bunch, CB	14
1986	Chuck Cecil, S	19
1987	Chuck Cecil, S	12
1988	J. DeBow, T. Burden	7
1989	Chris Wright, SS	9
1990	Darryll Lewis, CB	11
1991	Richard Holt, CB	10
1992	Keshon Johnson, CB	9
1993	Claudius Wright, CB	9
1994	Brandon Sanders, S	9
1995	Kelly Malveaux, CB	8
1996	Kelly Malveaux, CB	11
1997	Kelly Malveaux, CB	10
1998	Chris McAlister, CB	15
1999	Kelvin Hunter, CB	8
2000	Michael Jolivet, CB	14
2001	Michael Jolivet, CB	20
2002	Gary Love, CB	5
2003	Michael Jolivet, CB	6
2004	Darrell Brooks, FS	9
2005	Wilrey Fontenot, CB	6
2006	Wilrey Fontenot, CB	8
2007	Antoine Cason, CB	14
2008	Devin Ross, CB	13
2009	Devin Ross, CB	12
2010	Robert Golden, CB	12
2011	Trevin Wade, CB	13
2012	Shaquille Richardson, CB	14
2013	Jonathan McKnight, CB	8

Fumbles Recovered

1967	(Four Players)	2
1968	(Three Players)	2
1969	(Four Players)	2
1970	Bill McKinley, E	3
1971	(Five Players)	2
1972	(Three Players)	2
1973	Ransom Terrell, LB	5
1974	Dennis Anderson, DB	3
1975	M. Dawson, DT, Jon Abbott, DT	3
1976	(Six Players)	2
1977	J. Abbott, K. Straw	3
1978	Cleveland Crosby, T	4
1979	Sam Giangardella, LB	3
1980	Reggie Ware, DB	3
1981	Gary Shaw, NG	4
1982	John Kaiser, OLB	3
1983	R. Hunley, LB, J. Kaiser OLB	3
1984	Greg Turner, CB	4
1985	(Two Players), ILB	2

2014 Arizona Football Media Guide

1987	Jerry Beasley LB	3
1988	(Three Players)	2
1989	Darryll Lewis, CB	3
1990	Paul Glonek, DT	2
1991	Bobby Roland, SS	3
1992	T. Demps DE, B. Sanders SS	2
1993	Akil Jackson, OLB	5
1994	Tedy Bruschi, DE	4
1995	B. Sanders, D. Stewart, CB	2
1996	Van Tuinei, DE	3
1997	DeShon Polk, OLB	3
1998	S. Sprotte SS, Daniel Greer DT, Joe Tafoya DE	2
1999	(Six Players)	1
2000	Keoni Fraser, DT	5
2001	Lance Briggs LB, Jarvie Worcester FS	2
2002	Lance Briggs LB, Pat Howard, LB	2
2003	Jolivet, Love, C. Williams, Sherman, Philipp	2
2004	K. Johnson, W. Fontenot, C. Williams, S. Jones	3
2005	(Seven Players)	1
2006	Spencer Larsen, LB	3
2007	Spencer Larsen, LB	4
2008	Donald Horton, DT	2
2009	(Seven Players)	1
2010	(10 Players)	1
2011	(Four players)	1
2012	Jake Fischer, LB	4
2013	Marquis Flowers, LB	2

Fumbles Caused

1973	Rex Naumetz, DT	3
1974	Willis Barrett, E	3
1975	Mike Dawson, T	3
1976	Gilbert Lewis, E	3
1977	Ken Creviston, B	4
1978	Cleveland Crosby, T	4
1979	(Three Players)	3
1980	Ricky Hunley, ILB	3
1981	J. Pace, R. Hunley	4
1982	G. Perkins, R. Moret	3
1983	Ricky Hunley, ILB	5
1984	C. Vesling, J. Drake	2
1985	Byron Evans, ILB	3
1986	C. Cecil, F. Gibson	3
1987	Chris Singleton, OLB	3
1988	Chris Singleton, OLB	5
1989	Darryll Lewis, CB	3
1990	Jeff Hammerschmidt, FS	4
1991	(Three Players)	2
1992	Jim Hoffman, DT	3
1993	Brandon Sanders, SS	3
1994	J. Salave'a, C. Lopez, S. Harris	2
1995	C. Osborne, J. Sprotte	2
1996	J. Salave'a, C. Burnett	3
1997	C. Burnett, M. Bell, D. Fipp, J. Sprotte	2
1998	Scooter Sprotte, ILB	4
1999	Joe Tafoya, DT	2
2000	Jarvie Worcester, FS	3
2001	L. Briggs, J. Jackson, Y. Thompson	2
2002	(Six Players)	2
2003	Gary Love, Joe Siofele	3
2004	Pat Howard-LB, Carlos Williams DT	4
2005	Darrell Brooks, FS	2
2006	Larsen, LB, Palmer, LB, Holmes, DE	2
2007	Spencer Larsen, LB	3
2008	Brooks Reed, DE	3
2009	Cam Nelson, S	3
2010	Mike Turner, CB/ST	3
2011	Jourdon Grandon, NB	2
2012	Jared Tevis, S	4
2013	Jared Tevis, S	3

OTHER STATISTICAL MARKS

Game Hi-Lows

Red-Zone Success, Single Game
Most: 9-for-9, vs. Idaho, all TD, 2008

First Downs

Total First Downs

Most: 43, vs. S. Carolina State, 2012 (22 R, 17 P, 4 Pen); 38, at Stanford, 2012 (12 R, 25 P, 1 Pen); 37, vs. USC, 2011 (10 R/25 P/2 Pen)
Fewest: 3, at Loyola, 1935 (1-1-1); 3, at Marquette, 1942 (2-1-0)
Both Teams, Most: 70, vs. Nevada, 2012 (39 UN, 31 UA); 65, at Stanford, 2012 (38 AZ, 27 SU); 63 vs. USC, 2011 (UA 37/USC 26)
Both Teams, Fewest: 10, at Texas Tech, 1935 (Ariz. 4, Texas Tech 6)

First Downs Rushing

Most: 27, vs. UCLA, 1989
Fewest: 0, vs. Oregon, 2002; 0 vs. TCU, 2003
Both Teams, Most: 38, vs. Nevada, 2012 (UN 28, UA 10)
Both Teams, Fewest: 6, at Texas Tech, 1967 (Ariz. 2, Arizona St. 4)

First Downs Passing

Most: 25 vs. USC 2011; 20 vs. New Mexico 2007, at Toledo vs. USC 2010
Fewest: 0; 7 times, last at Utah 2000
Both Teams, Most: 44 vs. USC 2011 (UA 25, USC 19)
Both Teams, Fewest: 1, vs. Colo. 1954 (UA 1, CU 0); 1, at New Mexico, 1948 (Ariz. 1, New Mexico 0)

First Downs Penalty

Most: 6, Multiple times (Three times in 2012)
Both Teams, Most: 12, at California, 1998 (Ariz. 6, California 6)

Game High Fumbles

Most Fumbles: 9, vs. UTEP, 1959 (Lost 5)
Both Teams: 16, at Utah, 1952 (Ariz. 7, Utah 9); 16, vs. San Diego St., 1948 (Ariz. 8, San Diego St. 8)
Opponent: 9, at Utah, 1952 (Lost 6)
Fumbles Lost: 7 vs. Idaho, 1962 (of 7)
Both Teams: 9, at Utah, 1952 (Ariz. 3, Utah 6); 9, vs. New Mexico St., 1951 (Ariz. 3, New Mexico St. 6); 9, vs. Idaho, 1951 (Ariz. 5, Idaho 4); 9, at Washington, 1984 (Ariz. 4, Washington 5)
Opponent: 6, at Utah, 1952 (of 9); 6, New Mexico St., 1951 (of 8)

Game High-Low Penalties

Penalties Against

Most: 19, vs. New Mexico St., 1951 (191 yards)
Fewest: 0, vs. Michigan, 1978; 0, Montana, 1938; 0, Centenary, 1936; 0, Whittier, 1929; 0, California, 2008
Both Teams, Most: 29, at California, 1998 (California 15, Ariz. 14)
Both Teams, Fewest: 1 vs. Michigan, 1978 (Ariz. 0, Mich. 1); 1, Centenary, 1936 (Ariz. 0, Centenary 1); 1, vs. Whittier, 1929 (Ariz. 0 Whittier 1)

Yards Penalized

Most: 191, vs. New Mexico St., 1951 (19 penalties)
Fewest: 0, vs. Michigan 1978; 0, Montana 1938, Centenary 1936, Whittier 1929
Opponent: 5, four times (last NAU 2009)
Both Teams, Most: 307, at California 1998 (California 154, Ariz. 153)
Both Teams, Fewest: 5, vs. Michigan 1978 (1); 5, vs. Centenary 1936 (1); 5, vs. Whittier 1929 (1)

Interceptions & Fumbles Lost

Most: 10, at Washington, 1984 (6 int., 4 fumbles)
Fewest: 0, many times, last: vs. Ore St. 2008
Most, Both Teams: 19, at Washington, 1984 (Ariz. 10, Washington 9)
Fewest, Both Teams: 0, many times, last: 2011 (twice)

Interceptions & Fumbles Recovered

Most: 9, at Washington, 1984 (4 int., 5 FR); 9, at ASU, 1955 (7 int., 2 FR); 9, vs. Utah, 1973 (4 int., 5 FR)
Fewest: 0, many times, last vs. Oregon/Stanford 2011

Season Hi-Lows

Red-Zone Success

Best: 55-60 (92%), 2008 (45 TD, 10 FG)
Recent Low: 39-54 (72%), 2010 (30 TD, 9 FG)

First Downs

Total Per Game

Most: 29.3, 2012 (381 in 13 games)
Total: 381, 2012 (13 G)
Fewest: 8.7, 1938 (78 in 9)

By Rushing Per Game*

Most: 13.5, 2013 (175 in 13 games)
Fewest: 4.9, 2003 (59 in 12)

By Passing Per Game*

Most: 16.9, 2011 (203 in 12)
14.6, 2010 (191 in 13)
13.1, 2012 (170 in 13)
Total: 203, 2011 (12 games)
Fewest: 2.5, 1942 (25 in 10)

By Penalty Per Game*

Most: 3.31, 2012 (43 in 12)
Fewest: .1, 1952 (1 in 10)
*Data available only since 1942

Fumbles

Most Fumbles: 42, 1959
Fewest Fumbles: 9, 1994

Most Fumbles Lost

24, 1973 (of 35); 24, 1968 (of 31)

Fewest Fumbles Lost

5, 2006 (of 20); 6, 1975 (of 15); 6, 2011 (of 15)

Penalties

Penalties Per Game

Most: 9.6, 1999 (114 in 12)
Fewest: 2.5, 1937 (25 in 10)

Yards Penalized Per Game

Most: 79.6, 1970 (796 in 10)
Year High: 930 in 12, 1999
Fewest: 22.5, 1937 (224 in 10)

Turnovers

Interceptions & Fumbles Lost

Fewest: 9, 1975 (3 interceptions, 6 fumbles)
Fewest Per Game: 0.82, 1975 (9 in 11)
Most: 43, 1957 (20 int., 23 fumbles)
Most Per Game: 4.33, 1940 (39 in 9)

Opponents' Turnovers

Most: 46, 1954 (20 interception, 24 fumbles lost, 2bk)
Fewest: 11, 1999 (5 Interceptions, 6 fumbles lost)

Turnover Margin Per Game

Positive: 2.27, 1975 (9-34)
Negative: 1.7, 1952 (43-26)

MISCELLANEOUS RECORDS

Overtime Games (3-6)

Nov. 2, 1996 - 3 OT	at California 56, Arizona 55
Oct. 25, 1997	at WSU 35, Arizona 34
Nov. 15, 1997 - 2 OT	at Arizona 41, California 38
Oct. 14, 2000 - 3 OT	at Arizona 53, WSU 47
Sept. 27, 2003	TCU 13, at Arizona 10
Nov. 21, 2009 - 2 OT	Oregon 44, at Arizona 41
Dec. 2, 2010 - 2 OT	ASU 30, at Arizona 29
Sept. 1, 2012	Arizona 24, Toledo 17
Oct. 6, 2012	at Stanford 54, Arizona 48

Lengthy Arizona Football Games

Time	Result	Opponent
4:13	L, 7-9	vs. Wisconsin, 2004 - storm
4:08	L, 34-35 OT	at Washington St., 1997
4:06	W, 41-38 OT	vs. California, 1997 (20T)
4:06	W, 39-36	vs. USC, 2012
4:03	L, 29-30 OT	vs. ASU, 2010
3:58	W, 53-47 OT	vs. WSU, 2000 (30T)
3:56	L, 56-55 OT	at California, 1996 (40T)

Highest-Scoring Tie Game (defunct)

33-33, at California, 1983; 35-35

Lowest-Scoring Tie Game (defunct)

0-0, 5 times. Last: Iowa St., 1964

Most Tie Games, Season (defunct)

3, 1936 (10 games); 3, 1987 (11 games)

Most Improved Won-Lost Record

5 games, 1968 (8-3) from 1967 (3-6-1)
5 games, 1998 (12-1) from 1997 (7-5)

Biggest Record Swing

5.5 games, 1999 (6-6) from 1998 (12-1)

2014 Arizona Football Media Guide

Consecutive Victories

All Games: 9, Oregon St. 1997–Washington 1998; 9, Colorado St. 1994–Texas Tech, 1975

All Games In-Season: 7-0 start, 1993; 7-0 finish 1998

Home Games: 11, West Texas St. 1960–BYU 1962

Pac-10 Games: 5, UCLA 1983–Oregon 1984; 5, Arizona St. 1993–UCLA

1994; 5, Oregon St. 1997–Washington 1998

Pac-10 Home Games: 8, USC 1993–ASU 1994

Road Games: 8, 1997–98

Road In-Season: 7, 1998

Consecutive Games Without Defeat

All Games: 11, UNM 1960–UNM 1961 (1 tie)

Home Games: 14, Pacific 1934–Okla. St. 1937

(Includes 2 ties/2 games played in Phoenix)

Consecutive Losses

All Games: 8, LSU-Oregon, 2003

Home Games: 5, New Mexico 1957–UTEP 1957; 5, Air Force 1965–BYU

1966

Pac-10 Home Games: 13, UCLA 2000–UCLA 2003

Consecutive Games Without Win

All Games: 10, Arizona St. 1956–UTEP 1957 (1 tie)

Home Games: 8, Arizona St. 1956–UTEP 1957 (1 tie)

Pac-10: 10, Oregon 2000–USC 2001

Consecutive Games Scored in

All Games: 214, Colorado St. 1972–Syracuse 1990; Current: 22

Home Games: 225, Arizona St. 1964 to UCLA 2003; Current: 61 since

Cal 2003

Consecutive Games Opponents Scored in

All Games: 137, Oregon St. 1996 – ASU 2007; Current: 12

Home Games: 68, Wash '96 – Oregon '07

Consecutive Games Shut Out Opponent

All Games: 6, 1930

Home Games: 8, Cal Tech 1929–Colorado St. 1930

(Not including 1929 game in Phoenix)

Consecutive Games Without Scoring

All Games: 3, 1915 (New Mexico St., Western N.M., Whittier)

Home Games: 2, 1949

Consecutive Games Scoring Touchdown

All Games: 91, Colorado St. 1972 to California 1980

Current: 21

Home Games: 82, Kansas 1966 to Washington St. 1980

Current: 50

Consecutive Without Tie (defunct category)

All Games: 128, Utah 1967–California 1979

Home Games: 65, Utah 1967–California 1979

OPPONENT RECORDS

First Downs Game

Total First Downs Allowed

Fewest: 3, vs. Arizona State, 1946; 3, Kansas, 1937; 3, Wyoming, 1936

Most: 39, vs. Nevada, 2012 (28 R, 10 P, 1 Pen)

First Downs Rushing Allowed

Fewest: 0, vs. Wyoming, 1970

Most: 28, vs. Nevada, 2012

First Downs Passing Allowed

Fewest: 0, in many. Last: at New Mexico, 1970

Most: 21, at USC, 1979

First Downs Penalty

6, at California 1998 (15 penalties); 6, Middle Tenn. St., 1999; 6, Idaho,

2001; 6, at UCLA, 2012

Penalties, Game

Penalties Against

Most: 17, at Oregon St., 2003 (141 yards)

Fewest: 0; 8 times, last vs. UTEP 1938

Yards Opponents Penalized

154, at California, 1998 (15 penalties); 152, vs. New Mexico, 2007 (15

penalties)

Punting, Game

Most Punts: 19, at Kansas, 1936

Fewest: 0, vs. Oregon, 1963

Average Yards Per Punt (Min. 5)

Highest: 57.2, at Colorado, 1950 (6 punts)

Lowest: 23.9, vs. Whittier, 1935 (8 punts)

Opponent Punts Blocked

3, vs. Colorado St., 1937; 3, San Diego St., 1934

Opponent Season Marks

Fumbles

Most: 47, 1955 (lost 26)

Fewest: 12, 2013 (lost 4)

Most Lost: 26, 1955 (of 47)

Fewest lost: 4, 2013 (of 12); 5, 1938 (of 21); 5, 2011 (of 22)

Penalties Per Game

Most: 8.7, 1998 (105 in 12)

Fewest: 2.3, 1935 (21 in 9)

Yards Penalized Per Game

Most: 91.4, 2012 (1188 in 13)

Yard high: 1188 (123 in 13 games), 2012

Fewest: 18.3, 1935 (165 in 9)

Opponents' Punts Per Game

Most: 10.7, 1940 (96 in 9)

Total: 100, 1968 (10 games)

Fewest: 3.6, 1958 (36 in 10)

Opponents' Average Per Punt

Highest: 45.0, 2011 (45 punts) 43.4, 1973 (55 punts)

Lowest: 30.9, 1958 (36 punts); 30.9, 1935 (91 punts)

Opponents' Net Punting Average

Highest: 39.2, 2003 (60 for 2,448, 93 return yards by UA)

Highest ('05 rule): 41.0, 2011 (45–2025, 5TB, 79 RY)

37.0, 2007 (75 for 3076, 7 TB, 279 RY)

Lowest: 24.4, 1949 (55 for 1929, 487 return yards)

Lowest ('05 rule): 33.5, 2008 (79 for 3334, 5 TB, 587 RY)

Most Opponents' Punts Blocked By Arizona

4, 1998, 1980; 5, 1998 (including Holiday Bowl)

Opponent Total Offense, Game (600+ yards)

Yds	School	Plays	Year
724	at USC	96	2005
701	at Arizona St.	97	1973
659	vs. Nevada	105	2012
659	at California	91	1996
654	at Oregon St.	87	2005
636	Oklahoma State	92	2012
626	at Arizona St.	77	1951
625	Colorado	81	1958
618	USC	75	2012
617	at Stanford	77	2012
613	Oregon State	88	2012
611	at UCLA	93	2012
607	Oregon	80	2001
604	Michigan St.	75	1949

Opponent Passing Offense, Game

Yds	Team	Att.	Cmp.	Int.	TD	Year
511	Arizona St.	56	33	2	4	1998
503	at California	46	35	0	8	1996
493	USC	49	31	2	3	2012
468	USC	39	32	1	4	2011
455	at Washington	49	29	4	3	2001
437	Arizona St.	55	38	3	2	1986
436	at Oregon St.	43	32	6	1	2005
436	Oklahoma St.	60	37	3	4	2012
434	Stanford	36	22	1	3	2009
434	at USC	37	27	0	3	1994
433	Oregon St.	45	29	0	3	2012

Opponent Rushing Offense, Game

Yds	School	Att.	Year
569	at Arizona St.	67	1951
551	Colorado	66	1958
505	at UCLA	56	1972
471	Colorado	61	1954
453	at UTEP	61	1954
450	Arizona St.	59	1996
441	New Mexico	75	1971
428	at UTEP	59	1976
425	UTEP	51	1949
418	at Michigan St.	51	1948

Opponent Points Scored, Game

Pts	School	Ariz.Pts.	Year
78	at USC	7	1928
75	Michigan St.	0	1949
69	at USC	6	1923
66	at UCLA	10	2012
65	Colorado	12	1958
63	Oregon	28	2001
62	at Minnesota	0	1939
61	Arizona St.	14	1951
59	at Purdue	7	2003
59	LSU	13	2003
58	Washington	28	1997
58	at Arizona St.	21	2013

Most Yards Single Game, By Opponent

Rush: LaMichael James, Oregon (288 yds), 2011

Pass: Ryan Kealy, Arizona State (511 yds), 1998

Receiving: Marqise Lee, USC (345 yds), 2012

Long Plays, By Opponent

Rush: 90, Lyn Chadnois, Michigan St., 1949

Pass: 98, Brandon Hassell to Reggie Harrell (TD) vs. TCU 2003; Jake

Locker to Marcel Reece (TD), 2007 UW

Field Goal: 63, Clark Kemble, at Colorado St., 1975

Punt: 88, Matt Steffen, DePaul, 1931

Interception: 89, Wayne Soffe, BYU, 1936

Kickoff Return: 100, Jack Brognan, Loyola, 1932; 100, Matt Slater,

UCLA, 2007

Punt Return: 95, DeSean Jackson, California, 2006

Fumble Return: 89, Coy Wire, Stanford, 2001

Arizona's National Stat Top 10 Marks

(national statistical champion in bold)

Team Rankings

Total Offense

Year	Rank	Mark
1941	2.	357.3 yds. per game
1954	3.	402.0 yds. per game
1961	5.	378.2 yds. per game
1975	5.	424.2 yds. per game
1999	3.	471.9 yds. per game
2012	7.	526.2 yds. per game

Passing Offense

Year	Rank	Mark
1941	1.	177.7 yds. per game
1947	2.	168.0 yds. per game
1957	4.	154.0 yds. per game*
1961	10.	145.6 yds. per game
1966	3.	255.1 yds. per game
2007	10.	308.5 yds. per game
2010	9.	307.7 yds. per game
2011	3.	370.8 yds. per game

*Led nation in PA (294) and PC (154)

Rushing Offense

Year	Rank	Mark
1952	9.	252.8 yds. per game
1953	8.	268.9 yds. per game
1954	7.	276.5 yds. per game

Scoring

Year	Rank	Mark
1941	9.	25.3 pts. per game
1952	7.	28.5 pts. per game
1954	2.	38.5 pts. per game
1975	9.	30.0 pts. per game
1983	8.	32.1 pts. per game

Net Punting

Year	Rank	Mark
1985	7.	59 for 39.9 net avg.
1992	2.	80 for 40.8 net avg.
1996	9.	63 for 40.5 net avg.

Punting (defunct since 'net')

Year	Rank	Mark
1960	6.	43 for 41.9 avg.
1965	7.	75 for 41.6 avg.
1972	6.	79 for 41.8 avg.
1974	8.	55 for 41.6 avg.
1975	3.	53 for 43.4 avg.
1982	6.	66 for 41.1 avg.

Punt Returns

Year	Rank	Mark
1948	9.	17.6 avg. (15 for 264)
1952	2.	20.1 avg. (28 for 563)
1960	1.	17.7 avg. (18 for 319)
1961	2.	16.8 avg. (24 for 394)
1999	2.	17.6 avg. (29 for 509)
2002	4.	16.6 avg. (20 for 332)
2008	3.	17.8 avg. (33 for 587)
2009	4.	15.3 avg. (16–245)

2014 Arizona Football Media Guide

Kickoff Returns

1951	8.	20.7 avg. (41 for 850)
1953	4.	21.9 avg. (32 for 702)
1954	1.	26.1 avg. (39 for 1,017)
1968	3.	25.1 avg. (25 for 628)
1972	5.	24.6 avg. (45 for 1,105)
1993	3.	26.8 avg. (26 for 697)
2009	10.	24.9 av. (53 for 1,320)

Turnover Margin

1985	2.	+1.82 per game
1989	3.	+1.27 per game
1992	10.	+1.00 per game
1996	7.	+1.18 per game

Total Defense

1939	6.	2.48 yds. per play
1968	7.	240.6 yds. per game
1992	2.	253.0 yds. per game
1993	2.	236.9 yds. per game
1994	10.	287.6 yds. per game
1995	7.	270.5 yds. per game

Rushing Defense

1940	5.	1.53 yds. per play
1983	6.	98.3 yds. per game
1984	3.	75.5 yds. per game
1985	9.	108.7 yds. per game
1986	4.	84.4 yds. per game
1992	2.	65.1 yds. per game
1993	1.	30.1 yds. per game
1994	2.	65.1 yds. per game
2000	8.	88.5 yds. per game

Scoring Defense

1964	10.	7.6 pts. per game
1068	8.	1.5 pts. per game
1985	7.	12.1 pts. per game
1992	1.	8.9 pts. per game
1993	9.	14.6 pts per game

First Down Defense

2008	7.	15.31 (199 in 13)
------	----	-------------------

First Down Offense

2011	8.	25.8 per game
------	----	---------------

Interceptions

1940	3.	31
1948	8.	20
1954	8.	20
1975	3.	15

Fumbles Recovered

2003	8.	(18 total)
------	----	------------

Fumbles Lost

2003	6.	(7)
2006	6.	(5)
2011	6.	(6)

4th Down Conversion

2006	9.	(66.7%)
------	----	---------

4th Down Conversion Defense

2006	1.	(10%)
------	----	-------

Pass Interception Avoidance

1975	1.	1.3% (3 in 236)
------	----	-----------------

Fewest Penalties Per Game

2008	6.	4.08 (53 in 13)
2013	8.	4.00 (52 in 13)

Fewest Yards Penalized/Gm

2008	7.	35.15 (457 in 13)
------	----	-------------------

Most Penalized

1954	8.	71 for 698
1955	7.	84 for 708

Time of Possession/Game

2008	10.	32:11
------	-----	-------

Red-Zone Offense

2008	6.	92% (55 for 60, 45TD/10FG)
------	----	----------------------------

Individual Top 10 National Leaders

Total Offense

1939	5.	John Black (281 for 1,133 yds.)
1947	1.	Fred Enke (329 for 1,941 yds.)
1954	4.	Art Luppino (179 for 1,359 yds.)
1955	2.	Art Luppino (211 for 1,313 yds.)
1961	5.	Eddie Wilson (181 for 1,377 yds.)
1966	2.	Marc Reed (419 for 2,294 yds.)
1973	8.	Bruce Hill (368 for 1,915 yds.)
1974	8.	Bruce Hill (384 for 2,118 yds.)
1975	7.	Bruce Hill (314 for 2,021 yds.)
2011	4.	N. Foles (603 for 3,526 yds; 352.58 ypg)
2012	6.	Matt Scott (612 for 4126; 343.8 ypg)

Rushing Offense

1939	8.	John Black (172 for 630 yds.)
1947	8.	Charles Hall (124 for 686 yds.)
1953	3.	Ken Cardella (148 for 915 yds.)
1954	1.	Art Luppino (179 for 1,359 yds.)
1955	1.	Art Luppino (209 for 1,313 yds.)
1960	9.	Bobby Lee Thompson (92 for 732 yds.)
1961	9.	Bobby Lee Thompson (103 for 752 yds.)
1999	7.	Trung Canidate (154.6, 253-1,602)
2012	1.	Ka'Deem Carey (148.4, 303-1929)
2013	2.	Ka'Deem Carey (157.1, 349-1885)

Passing

1947	3.	Fred Enke (88-184 for 1,406 yds.)
1956	6.	Ralph Hunsaker (75-148 for 823 yds.)
1958	2.	Ralph Hunsaker (106-191 for 1,129 yds.)
1961	8.	Eddie Wilson (79-154 for 1,294 yds.)
1966	2.	Marc Reed (193-365 for 2,368 yds.)
2007	9.	Willie Tuitama (306.9 ypg)
2011	2.	Nick Foles (32.3 completions per game)
2011	3.	Nick Foles 361.17 yards per game)
2011	5.	Nick Foles (4334 total passing yards)

Passing Efficiency Rating

1960	1.	Eddie Wilson (140.8)
1961	1.	Eddie Wilson (134.2)
1998*	-	Keith Smith (174.2) (15 att. shy of 2nd)

Pass Receiving

1941	1.	Hank Stanton (50 for 820 yds.)*
1947	4.	John Smith (31 for 568 yds.)
1948	4.	Bob Larsen (35 for 408 yds.)
1957	8.	Gene Leek (29 for 310 yds.)
1958	1.	Dave Hibbert (61 for 606 yds.)*
1966	3.	Jim Greth (76 for 1003 yds.)
1974	7.	Theopolis Bell (53 for 700 yds.)
1976	6.	Keith Hartwig (54 for 1,134 yds.)
1999	3.	D. Northcutt (118.50 ypg. 88-1,422)
2002	5.	Bobby Wade (115.8 ypg)
2002	5.	Bobby Wade (7.8 rpg)
2002	7.	Bobby Wade (1389 receiving yds.)
2010	8.	Juron Criner (94.85 ypg)
2010	9.	Juron Criner (1233 yds)
2012	6.	Austin Hill (1364 yds)
2012	7.	Austin Hill (104.9 yds per game)

Punting

1941	10.	Emil Banjavcic (41 for 410.5)
1955	8.	Ed McCluskey (33 for 40.6)
1965	2.	Joe Payton (56 for 44.6)
1972	7.	Marty Shuford (77 for 42.5)
1974	9.	Mitch Hoopes (55 for 41.8)
1975	7.	Dennis Anderson (53 for 43.5)
2011*		Kyle Duganzic (40-46.0) (4 att shy of 6th)

All-Purpose Running

1954	1.	Art Luppino (2193 yds.)*
1955	1.	(Tie) Art Luppino (1,702 yds.)
1961	2.	Bobby Lee Thompson (1,575 ypg)
1987	6.	Derek Hill (152.0 ypg)
1999	2.	Dennis Northcutt (187.42 ypg)
2002	7.	Bobby Wade (162.4 ypg)
2012	7.	Ka'Deem Carey (172.9 ypg)
2013	5.	Ka'Deem Carey (171.5 ypg)

Scoring

1954	1.	Art Luppino (166 pts.)*
1955	3.	Art Luppino (96 pts.)
1960	10.	Joe Hernandez (76 pts.)
1983	5.	Max Zendejas (99 pts.)
1994	9.	Steve McLaughlin (95 pts.)
2012	6.	Ka'Deem Carey (144 pts.)
2013	9.	Ka'Deem Carey (120 pts.)

Punt Returns

1963	7.	Rickie Harris (12 for 209 yds.)
1964	9.	Floyd Hudlow (8 for 251 yds.)
1979	10.	Marcellus Greene (15 for 183 yds.)
1999	1.	Dennis Northcutt (18.96, 23-436)
2009*		Bug Wright (17.50, 12-210) (2 att. shy 3rd)

Kickoff Returns

1951	9.	Gil Gonzales (13 for 348)
1954	1.	Art Luppino (20 for 632 yds.)
1959	7.	Walt Mince (14 for 329 yds.)
1963	9.	Floyd Hudlow (13 for 422 yds.)
1972	5.	Theopolis Bell (8 for 449 yds.)
1975	3.	Theopolis Bell (16 for 453 yds.)
1982	2.	Vance Johnson (13 for 353 yds.)

Pass Interceptions

1939	4.	John Black (7 for 69)
1968	10.	Rich Moriarty (8 for 75 yds.)
1971	2.	Jackie Wallace (11 for 329 yds.)
1972	4.	Jackie Wallace (8 for 115 yds.)
1974	3.	Dennis Anderson (7 for 72 yds.)
1983	7.	Ricky Hunley (7 for 123)
1984	10.	(Tie) Allan Durden (6 for 108 yds.)
1986	10.	(Tie) Chuck Cecil (6 for 142 yds.)
1987	2.	Chuck Cecil (9 for 77 yds.)
1990	7.	Darryll Lewis (7 for 192)
1993	7.	(Tie) Tony Bouie (6-100)
1996	5.	(Tie) Chris McAlister (6-103)

Kick Scoring

1954	4.	Art Luppino (22 pts.)
1955	10.	Art Luppino (18 pts.)
1975	5.	Lee Pistor (80 pts.)
1994	9.	Steve McLaughlin (95 pts.)

Field Goals

1983	5.	Max Zendejas (20-25)
1984	7.	Max Zendejas (21-27)
1985	3.	Max Zendejas (22-27)
1994	2.	S. McLaughlin (per game-2.1)

Sacks

2010	8.	(tie) DE Ricky Elmore 1.0 pg)
------	----	-------------------------------

ARIZONA IN THE AP POLLS

Total Poll Appearances: 148
Record while ranked: 78-42-1

Record by Ranking:

No. 1	--
No. 2	--
No. 3	0-0-1
No. 4	1-1 plus final poll
No. 5	1-0
No. 6	1-1 plus 1 week idle
No. 7	4-1 plus preseason
No. 8	1-0 plus 2 weeks idle
No. 9	2-4
No. 10	3-1 plus 1 week idle plus final poll
No. 11	2-2 plus final poll
No. 12	5-1 plus 1 week idle
No. 13	4-3
No. 14	6-1 plus preseason, plus 2 weeks idle
No. 15	9-2 plus 2 weeks idle
No. 16	7-3 plus preseason
No. 17	12-3 plus preseason, plus 2 wks idle, plus final
No. 18	3-2 plus final poll
No. 19	3-5 plus preseason, final reg season, 2 wks idle
No. 20	2-2 plus final poll
No. 21	3-2
No. 22	2-2 plus 1 week idle, plus final reg season
No. 23	3-1 plus 2 weeks idle
No. 24	3-2
No. 25	0-3 plus final

Rankings, Record at time and Results

Year	Record	Date	#	Fate
1961	8-1-1	Final	17	-
1968	8-1	11/25	19	Lost to ASU
1973	5-0	10/15	19	Lost to T.Tech
	8-1	11/17	19	Lost to Air Force
1974	0-0	Pre	17	--
	0-0	9/9	17	Beat SDSU
	1-0	9/17	17	Beat Indiana
	2-0	9/23	15	Beat UNM
	3-0	9/30	12	Beat UTEP
	4-0	10/7	12	Beat Utah
	5-0	10/14	9:	Lost to #17 T.Tech

2014 Arizona Football Media Guide

Rankings, Record at time and Results

Year	Record	Date	#	Fate
1975	5-1	10/21	16	Lost to BYU
	9-2	12/2	19	No bowl app
	0-0	Pre	16	--
	0-0	9/8	17	Idle
	0-0	9/15	17	Beat Pacific
	1-0	9/23	15	Beat Wyoming
	2-0	9/29	17	Beat N'western
	3-0	10/6	17	Beat UTEP
	4-0	10/13	13	Beat Texas Tech
	5-0	10/20	17	Lost to UNM
	5-1	10/27	17	Beat BYU
	6-1	11/3	15	Beat #13 SDSU
	7-1	11/10	12	Beat CSU
	8-1	11/17	11	Beat Utah
	9-1	11/24	12	Lost to #8 ASU
	9-2	12/1	15	Idle
	9-2	Final	18	--
	0-0	Pre	14	--
	2-0	9/12	7	Beat WSU
	3-0	9/19	4	Beat CSUF
4-0	9/26	3	Tied Cal	
4-0-1	10/3	10	Beat CSU	
5-0-1	10/10	9	Lost to Oregon	
5-1-1	10/17	19	Lost to Stanford	
2-0	9/16	17	Beat Oregon	
3-0	9/23	10	Beat Colorado	
4-0	9/30	10	Idle	
4-0	10/7	11	Lost to UCLA	
4-1	10/14	16	Beat OSU	
5-1	10/21	15	Beat Cal	
6-1	10/28	14	Lost to #18 USC	
6-2	11/4	17	Beat WSU	
7-2	11/11	14	Idle	
7-2	11/18	14	Beat #4 ASU	
8-2	11/25	12	Lost to Stanford-n	
8-3	12/2	16	Beat UNC	
9-3	Final	11	--	
0-0	Pre	18	Beat Stanford	
1-0	9/5	20	Lost to T.Tech	
			Unranked beat #6 Okla	
2-1	9/19	23	Beat Washington	
3-1	9/26	17	Lost to Oregon	
			Unranked beat #22 UCLA	
4-2	10/17	22	Beat #15 WSU	
5-2	10/24	17	Beat Pacific	
6-2	10/31	15	Lost to California	
6-3	11/7	25	Lost to #9 USC	
8-4	Final	25	--	
1-0	9/11	20	Beat UNM	
2-0	9/18	18	Beat Oregon	
3-0	9/25	16	Lost to California	
3-1	10/2	25	Beat UCLA	
4-1	10/9	21	Lost to OSU	
			Unranked beat #15 USC	
5-2	10/23	23	Beat WSU	
6-2	10/30	23	Lost to #5 UW	
1992			(Lost at #1 Miami, beat #11 UCLA, beat #8 Stan):	
3-2-1	10/20	21	Beat California	
4-2-1	10/27	17	Beat NMSU	
5-2-1	11/3	12	Beat #1 UW	
6-2-1	11/10	9	Lost to #18 USC	
6-3-1	11/17	16	Lost to ASU	
6-4-1	11/24	23	Idle	
6-4-1	12/1	22	Idle	
6-4-1	12/8	22	Idle	
0-0	Pre	14	Idle	
0-0	8/31	13	Beat UTEP	
1-0	9/7	13	Beat UOP	
2-0	9/14	15	Beat Illinois	
3-0	9/21	15	Beat OSU	
4-0	9/28	12	Beat USC	
5-0	10/5	12	Idle	
5-0	10/12	11	Beat Stanford	
6-0	10/19	7	Beat WSU	
7-0	10/26	7	Lost to #15 UCLA	
7-1	11/2	14	Beat Oregon	
8-1	11/9	13	Lost to California	
8-2	11/16	19	Idle	
8-2	11/23	19	Beat ASU	
9-2	11/30	17	Idle	
9-2	12/7	16	Beat #10 Miami	
10-2	Final	10	--	
0-0	Pre	7	Idle	
0-0	8/31	7	Beat Ga. Tech	
1-0	9/6	9	Beat NMSU	
2-0	9/13	8	Idle	
2-0	9/20	8	Beat Stanford	
3-0	9/27	6	Beat OSU	
4-0	10/4	6	Lost to #23 CSU	
4-1	10/11	14	Beat #20 WSU	
5-1	10/18	14	Beat UCLA	
6-1	10/25	11	Lost to Oregon	
6-2	11/1	18	Beat Cal	
7-2	11/8	13	Lost to #17 USC	
7-3	11/15	19	Idle	
7-3	11/22	16	Beat ASU	
8-3	11/29	15	Idle	
8-3	12/6	15	Lost #14 Utah	
8-4	Final	20	--	
1995	0-0	Pre	19	Idle

	0-0	8/29	19	Beat Pacific	
	1-0	9/5	17	Beat Ga. Tech	
	2-0	9/12	17	Lost to Illinois	
1998	2-1	9/19	25	Lost to #5 USC	
	0-0	Pre	24	Beat Hawaii	
	1-0	9/7	21	Beat Stanford	
	2-0	9/14	16	Beat Iowa	
	3-0	9/21	16	Beat SDSU	
	4-0	9/28	14	Beat #20 UW	
	5-0	10/5	10	Lost to #5 UCLA	
	5-1	10/12	16	Beat OSU	
	6-1	10/19	14	Beat La-Monroe.	
	7-1	10/26	13	Beat #12 Oregon	
	8-1	11/2	10	Beat WSU	
	9-1	11/9	9	Beat California	
	10-1	11/16	8	Idle	
	10-1	11/23	7	Beat ASU	
	11-1	11/30	6	Idle	
	11-1	12/7	5	Beat #9 Nebraska	
	12-1	Final	4	--	
	1999	0-0	Pre	4	Lost to #3 Penn St.
	0-1	8/30	15	Beat TCU	
	1-1	9/6	19	Beat M'ennSt	
2-1	9/12	19	Lost to Stanford		
2000			(beat #22 USC):		
4-1	10/8	22	Beat WSU		
5-1	10/15	21	Lost to #7 Oregon		
5-2	10/22	24	Lost to UCLA		
4-2	10/25	23	Beat UCLA		
5-2	11/1	21	Beat WSU		
6-2	11/8	18	Lost to Cal		
8-4	12/6	22	Lost to #20 Neb.		
2010	2-0	9/13	24	Beat #9 Iowa	
3-0	9/20	20	Beat Cal		
4-0	9/27	14	Idle		
4-0	10/4	9	Lost to OSU		
4-1	10/11	17	Beat WSU		
5-1	10/18	15	Beat Washington		
6-1	10/25	15	Beat UCLA		
7-1	11/1	13	Lost to Stanford		
7-2	11/8	18	Lost to USC		
7-3	11/15	23	Idle		
7-3	11/22	20	Lost to Oregon		
2012	2-0	9/15	24	Beat SC State	
3-0	9/22	22	Lost to #3 Oregon		
5-3	11/3	24	Lost to #25 UCLA		

UA Against AP-Ranked Teams (43-105-1)

Date	W/L	Score	Opponent (UA's AP ranking)
Oct. 28, 1967	L	7-42	#10 Indiana
Nov. 30, 1968	L	7-30	#20 ASU (#19)
Dec. 28, 1968	L	10-34	vs. #18 Aub., El Paso (TV)
(Nov. 15, 1969)	W	17-16	Utah #20 UPI)
Sept. 19, 1970	L	9-20	at #8 Michigan
Oct. 31, 1970	L	20-23	#7 Air Force
Dec. 5, 1970	L	6-10	#9 Arizona State (TV)
Nov. 2, 1971	L	0-31	at #9 Arizona State
Oct. 7, 1972	L	31-42	at #14 UCLA
Nov. 25, 1972	L	21-38	#18 Arizona State
Nov. 24, 1973	L	19-55	at #13 Arizona State
Oct. 19, 1974	L	8-17	at #17 Texas Tech (#9)
Nov. 8, 1975	W	31-24	at #13 SD State (#15)
Nov. 29, 1975	L	21-24	at #8 Arizona State
Sept. 18, 1976	L	9-37	at #5 UCLA
Oct. 23, 1976	L	27-52	at #8 Texas Tech
Oct. 8, 1977	L	26-32	#17 Texas Tech
Oct. 29, 1977	L	14-34	at #17 Brigham Young
Nov. 26, 1977	L	7-23	at #19 ASU (TV)
Oct. 7, 1978	L	17-21	at #3 Michigan
Oct. 27, 1978	L	14-24	at #10 UCLA
Nov. 4, 1978	L	21-31	at #20 Washington
Nov. 3, 1979	L	7-34	at #3 USC
Dec. 25, 1979	L	10-16	vs. #10 Pitt (TV), Tempe
Oct. 11, 1980	L	10-27	#2 USC
Oct. 25, 1980	L	3-20	#2 Notre Dame
Nov. 1, 1980	W	23-17	#2 UCLA
Sept. 12, 1981	L	18-35	#12 UCLA
Oct. 10, 1981	W	13-10	at #1 USC
Oct. 24, 1981	L	19-34	#16 Wash. State
Nov. 28, 1981	L	13-24	at #18 Arizona State
Sept. 18, 1982	L	13-23	#1 Washington
Oct. 9, 1982	T	24-24	at #8 UCLA
Oct. 16, 1982	W	16-13	at #9 Notre Dame
Nov. 13, 1982	L	41-48	#16 USC
Nov. 27, 1982	W	28-18	#6 Arizona State
Nov. 5, 1983	L	22-23	#20 Washington
Sept. 22, 1984	L	26-27	at #12 Louisiana State
Oct. 6, 1984	W	28-14	#19 Oregon
Oct. 20, 1984	L	14-17	at #14 USC
Oct. 27, 1984	L	12-28	at #1 Washington
Oct. 5, 1985	W	28-6	#6 SMU
Nov. 23, 1985	W	16-13	at #20 (coaches) ASU
Nov. 9, 1985	L	19-24	#14 UCLA
Nov. 1, 1986	L	13-20	#18 USC (#14)
Nov. 22, 1986	W	34-17	#4 ASU (TV) (#14)
Sept. 26, 1987	L	24-34	at #13 UCLA
Sept. 17, 1988	L	10-28	at #4 Oklahoma
Oct. 1, 1988	L	15-38	#3 Southern Cal (TV)
Oct. 15, 1988	W	45-28	#20 Wash. St. (TV)
Oct. 22, 1988	L	3-24	#1 UCLA (TV)
Sept. 16, 1989	W	6-3	#6 Oklahoma

Sept. 23, 1989	W	20-17	#11 UW (TV) (#23)
Oct. 14, 1989	W	42-7	#22 UCLA (TV)
Oct. 21, 1989	W	23-21	at #15 WSU (#22)
Nov. 11, 1989	L	3-24	#9 USC (TV) (#25)
Sept. 8, 1990	W	28-16	#11 Illinois
Sept. 22, 1990	W	22-17	#23 (coaches) UO (#18)
Oct. 20, 1990	W	35-26	at #15 USC (TV)
Nov. 3, 1990	L	10-54	at #5 UW (TV) (#23)
Sept. 7, 1991	L	14-38	at #2 Ohio State (TV)
Sept. 21, 1991	L	21-23	#24 California (TV)
Oct. 5, 1991	L	0-54	at #3 Washington (TV)
Oct. 26, 1991	L	9-36	#2 Miami, Fla.
Sept. 26, 1992	L	7-8	at #1 Miami
Oct. 3, 1992	W	23-3	#11 UCLA (TV)
Oct. 17, 1992	W	21-6	at #8 Stanford
Nov. 7, 1992	W	16-3	#1 UW (TV) (#12)
Nov. 14, 1992	L	7-14	at #18 USC (TV) (#9)
Oct. 23, 1993	W	9-6	#25 WSU (TV) (#7)
Oct. 30, 1993	L	17-37	at #15 UCLA (TV) (#7)
Jan. 1, 1994	W	29-0	vs. #10 Miami (TV) (#16) Tempe
Oct. 8, 1994	L	16-21	#23 CSU (#6)
Oct. 15, 1994	W	10-7	at #20 WSU (TV) (#14)
Nov. 12, 1994	L	28-45	at #17 USC (TV) (#13)
Dec. 27, 1994	L	13-16	vs. #14 Utah (TV) (#15) Anaheim
Sept. 23, 1995	L	10-31	#5 Southern Cal (TV)
Sept. 21, 1996	L	17-31	at #24 UW (TV)
Nov. 23, 1996	L	14-56	#4 Arizona State (FSN)
Sept. 20, 1997	L	20-26	at #9 Ohio State (TV)
Sept. 27, 1997	L	27-40	at #24 UCLA (TV)
Oct. 11, 1997	W	28-22	#16 Stanford (TV)
Oct. 18, 1997	L	28-58	#10 Washington (TV)
Oct. 25, 1997	L	34-35	#10 Wash. St. (TV) OT
Nov. 28, 1997	W	28-16	#12 Ariz. State (TV)
Oct. 3, 1998	W	31-28	at #20 UW (FSN) (#14)
Oct. 10, 1998	L	28-52	#5 UCLA (FSN) (#10)
Oct. 31, 1998	W	38-3	#12 Oregon (FSN synd.) (#13)
Dec. 30, 1998	W	23-20	vs. #9 Neb. (ESPN) (#5)
Aug. 28, 1999	L	7-41	at #3 PSU (ABC) (#4)
Oct. 9, 1999	W	31-24	#22 USC (ABC)
Sept. 9, 2000	L	17-27	#18 Ohio State (FSN)
Oct. 7, 2000	W	31-15	at #22 USC (ABC)
Oct. 21, 2000	L	10-14	at #7 UO (FSN) (#21)
Nov. 4, 2000	L	32-35	at #8 UW (ABC)
Nov. 11, 2000	L	9-33	#10 Oregon State (FSN)
Oct. 6, 2001	L	28-63	#8 *Oregon (FSN)
Oct. 20, 2001	L	28-31	at #15 UW (FSN Syn)
Sept. 21, 2002	L	10-31	at #22 Wisc. (ESPN2)
Oct. 5, 2002	L	14-31	#8 Oregon (FSN)
Oct. 12, 2002	L	28-32	at #22 UW (FSNA)
Oct. 26, 2002	L	13-21	#9 WSU (FSN)
Sept. 6, 2003	L	13-59	#13 LSU (TBS national)
Sept. 20, 2003	L	7-59	at #25 Purdue
Sept. 27, 2003	L OT	10-13	#19 TCU (FSNA-KWBA)
Oct. 4, 2003	L	7-30	at #14 WSU (FSNA)
Nov. 15, 2003	L	0-45	#2 USC (TBS national)
Sept. 11, 2004	L	6-23	#17 Utah (FSNA2)
Sept. 18, 2004	L	7-9	#20 Wisconsin (FSN)
Oct. 23, 2004	L	0-38	#7 California
Nov. 13, 2004	L	9-49	at #1 USC
Nov. 26, 2004	W	34-27	#18 Arizona State
Sept. 17, 2005	L	24-31	#12 Purdue
Oct. 1, 2005	L	0-28	at #12 California (TBS)
Oct. 8, 2005	L	21-42	at #1 USC (FSN)
Oct. 22, 2005	L	21-28	#15 Oregon
Nov. 5, 2005	W	52-14	#7 UCLA (FSN W2)
Sept. 9, 2006	L	3-45	at #8 LSU (ESPN2)
Sept. 23, 2006	L	3-20	#3 USC (ABC)
Nov. 4, 2006	W	27-17	at #25 WSU
Nov. 11, 2006	W	24-20	#8 California (ABC)
Sept. 22, 2007	L	27-45	at #8 Cal (Versus)
Oct. 13, 2007	L	13-20	at #10 USC (ABC)
Nov. 15, 2007	W	34-24	#2 Oregon (ESPN)
Dec. 1, 2007	L	17-20	at #13 ASU (ESPN2)
Oct. 18, 2008	W	42-27	#25 California (FSNA)
Oct. 25, 2008	L	10-17	#6 USC (FSN)
Nov. 22, 2008	L	17-19	#22 Oregon State (Versus)
Dec. 20, 2008	W	31-21	vs. #17 BYU (ESPN), LV
Nov. 21, 2009	L	41-44	#11 Oregon (ABC) 2OT
Dec. 5, 2009	W	21-17	at #20 USC (ABC)
Dec. 30, 2009	L	0-33	vs. #20 Neb. (ESPN) #22
Sept. 18, 2010	W	34-27	#9 Iowa (ESPN) #24
Nov. 6, 2010	L	17-42	at #10 Stan. (ABC) #13
Nov. 26, 2010	L	29-48	at #1 UO (ESPN) #20
Dec. 29, 2010	L	10-36	vs. #14 Okla. St. (ESPN)
Sept. 8, 2011	L	14-37	at #9 Okla. St. (ESPN)
Sept. 17, 2011	L	10-37	

Arizona Team Offense and Defense By Year (1978-2013, Pac-10/12 Years)

Pts/PA = points for; points against; KR=kickoff returns; PR=punt returns; F-L=fumbles lost; FG-A=field goals; attempted; FD=first downs; P=Punts Sk=Sacks

Year-W/L	Arizona Offense			Opponent Offense			Other Categories			P-Avg/P-Avg	FD/FD	FG-A/FG-A	Sks/Opp	3rdD/By Opp
	Pts/PA	Att-Rush-TD	Att-C-INT-Pass-TD	Plays-Off	Att-Rush-TD	Att-C-INT-Pass-TD	Plays-Off	KR-Yd/Opp	PR-Yd/Opp					
1978: 5-6	245/205	159-82-9-1047-9	231-118-13-1514-9	777-3501	25-465/42-909	33-209/29-140	31-16/31-19	54-556/63-633	48-40.5/72-37.8	187/184	8-19/11-16	34/na	57-158/65-178	
1979: 6-5-1	244/243	603-270-21	215-106-19-1242-7	818-3692	455-1671-14	322-177-19-2357-14	777-4028	33-696/32-693	49-38.7/49-41.1	218/228	10-19/9-18	26/na	84-176/83-177	
1980: 5-6	215/275	466-181-3-15	265-139-13-1800-10	731-3613	483-1564-19	349-220-12-2800-13	831-4364	40-737/31-351	70-39.1/56-38.3	187/238	7-12/12-21	25/na	48-149/59-174	
1981: 6-5	253/205	481-184-5-15	342-174-23-2183-15	823-4028	463-1833-14	291-143-16-1680-10	754-3513	33-705/19-395	56-42.8/70-39.6	226/190	12-24/11-17	33/na	64-174/52-166	
1982: 6-4-1	311/219	482-164-2-16	332-177-14-2531-19	814-4173	413-1299-6	350-203-19-2269-14	763-3568	20-432/23-468	66-42.4/70-39.5	211/197	14-23/16-26	30/na	71-173/55-166	
1983: 7-3-1	353/118	468-155-1-24	372-168-16-2681-12	840-4232	401-1081-8	356-201-17-2218-11	757-3299	19-326/21-465	48-40.1/68-37.8	232/190	20-25/14-24	25/na	85-178/52-169	
1984: 7-4	272/192	495-137-2-14	337-168-19-2399-12	832-3771	383-831-9	385-197-22-2259-10	768-3090	28-499/28-544	63-36.4/67-42.3	203/176	21-27/12-22	58/na	82-189/56-181	
1985: 8-3-1	252/146	477-151-6-13	281-152-10-1789-7	758-3305	434-1196	314-176-24-1986-5	748-3182	21-383/21-410	59-40.4/68-39.3	190/175	22-29/5-9	41/na	71-172/71-182	
1986: 9-3	352/204	559-2410-22	249-127-10-1716-12	808-4126	362-928-9	371-220-17-2538-11	763-3466	42-927/39-720	48-39.4/58-39.4	228/192	24-28/10-14	38/na	76-157/67-177	
1987: 4-4-3	363/220	594-245-0-19	204-95-14-1613-7	798-4872	461-1472-9	377-201-14-2347-14	818-3819	43-617/36-709	51-37.0/67-36.8	212/208	15-23/16-25	27/na	75-180/74-184	
1988: 7-4	279/218	568-271-4-25	209-86-9-1265-8	777-3979	464-1534-9	311-184-12-2228-19	775-3762	38-734/44-713	53-42.3/60-39.3	221/206	13-20/10-17	34/na	68-162/72-165	
1989: 8-4	248/178	589-265-0-21	153-65-7-898-6	742-3548	418-1603-12	344-203-18-2389-6	762-3992	28-599/31-624	58-41.5/47-39.7	192/215	13-20/10-17	26/20	49-155/71-158	
1990: 7-5	267/311	573-2177-26	168-82-6-1168-4	741-3345	424-1544-17	359-184-18-2525-16	783-4069	42-959/46-759	62-35.5/57-37.8	176/222	9-13/12-15	33/29	66-163/70-159	
1991: 4-7	248/361	528-2159-23	198-98-16-1253-8	726-3412	530-2399-26	303-167-7-2059-15	833-4458	56-1276/30-514	65-36.5/50-37.6	183/244	3-7/14-23	23/31	58-156/74-166	
1992: 6-5-1	232/118	555-1935-18	203-98-7-1217-6	758-3152	384-716-4	363-188-16-2067-5	747-2783	21-416/22-485	80-41.8/83-39.2	173/181	11-20/11-15	40/21	57-182/43-166	
1993: 10-2	294/161	569-2281-18	234-114-11-1529-11	803-3810	368-331-5	371-206-11-2275-9	739-2606	26-697/37-525	72-37.2/78-41.0	199/162	14-22/14-22	59/17	65-182/37-174	
1994: 8-4	278/190	512-1776-12	309-171-7-2211-14	814-3987	369-718-6	319-170-4-2425-13	688-3143	28-563/44-794	59-37.9/73-41.0	225/169	23-29/9-15	47/27	73-177/48-153	
1995: 6-5	207/199	425-1140-7	352-178-12-2247-18	784-3387	448-1399-9	291-138-6-1577-10	739-2976	32-684/30-485	80-40.9/83-40.9	189/167	9-14/13-17	30/34	54-177/58-179	
1996: 5-6	310/280	467-1908-15	251-148-7-1828-15	718-3736	469-1760-17	331-190-16-2482-19	800-4242	33-686/36-731	63-43.0/65-39.4	183/224	12-21/5-9	34/39	55-155/73-169	
1997: 7-5	317/285	471-1880-13	381-188-10-2546-27	852-4426	411-1164-17	339-179-10-2464-16	750-3628	34-768/38-624	79-37.5/76-42.3	226/180	7-12/10-17	47/25	70-191/59-172	
1998: 12-1	439/236	523-2561-34	309-185-11-2778-18	832-5339	416-1233-14	419-200-16-2786-15	835-4019	23-507/28-1144	59-41.3/89-40.2	239/212	8-18/6-10	46/21	72-169/50-183	
1999: 6-6	339/364	467-2626-23	366-212-13-3037-19	870-5663	460-1719-22	373-206-5-2814-21	833-4533	38-720/45-1041	62-38.5/79-40.7	246-235	6-19/13-19	36/31	76-178/59-176	
2000: 5-6	254/237	470-1695-16	273-127-12-1696-9	743-3391	393-973-13	376-188-16-2519-13	769-3492	32-701/34-753	81-36.8/69-40.6	170/183	13-17/17-25	38/41	47-167/65-176	
2001: 5-6	320/377	386-1563-16	368-200-17-2753-21	754-4316	446-1419-9	400-204-14-2838-23	846-4382	37-778/38-851	62-37.2/63-38.9	227/240	9-14/11-15	36/27	59-152/68-172	
2002: 4-8	227/310	360-526-7	430-246-14-3477-17	790-4003	508-1942-18	368-214-7-2692-15	876-4634	34-601/34-715	69-36.2/57-39.8	215/243	13-22/22-27	26/52	67-176/80-192	
2003: 2-10	181/429	380-1486-10	395-185-23-2204-14	775-3690	552-2169-26	394-241-7-3351-26	946-5520	41-685/23-476	98-40.9/60-40.8	169-284	2-11/12-18	25/19	48-181/81-187	
2004: 3-8	164/275	386-1302-9	312-164-11-1876-10	698-3178	414-1363-17	374-217-8-2810-18	788-4173	31-604/19-389	76-40.2/50-45.0	172/220	8-14/8-14	20/22	46-154/64/156	
2005: 3-8	252/290	382-1342-11	368-211-16-2522-19	750-3864	440-2021-18	341-200-12-2476-13	781-4497	27-636/14-277	61-44.9/61-40.2	213/222	7-11/11-14	24/21	62-159/52-154	
2006: 6-6	199/235	379-1010-11	356-191-14-2024-9	735-3034	369-1436-10	358-221-13-2479-14	727-3915	22-524/14-276	77-43.6/59-40.8	173/192	15-20/13-17	15/31	53-173/59-153	
2007: 5-7	336/322	320-921-7	531-332-12-3702-28	851-4623	461-1971-19	452-260-15-2810-17	913-4466	53-1162/47-1156	60-43.6/75-41.0	239/246	21-26/14-18	27/31	62-177/86-199	
2008: 8-5	476/277	504-2059-33	412-266-8-3172-24	916-5231	411-1704-18	407-228-16-2365-12	818-4086	47-905/64-1236	50-43.5/79-42.2	287/199	14-16/18-24	24/28	81-175/61-178	
2009: 8-5	356/311	430-2251-19	484-301-12-2926-20	914-4999	405-1762-16	421-239-12-2620-19	826-4168	53-1320/56-1178	57-41.5/70-41.2	263/222	17-22/18-23	34/13	77-186/63-179	
2010: 7-6	367/295	435-1712-20	524-357-12-4000-25	959-5712	481-1512-16	413-233-9-2719-18	894-4431	48-1103/57-1180	54-39.2/71-40.6	308/242	14-19/15-18	33/32	94-194/81-196	
2011: 4-8	369/425	331-1134-17	572-387-15-4334-29	908-5583	411-1939-30	428-282-11-3587-22	839-5526	57-1199/45-1080	43-43.5/45-41.0	309/276	10-18/16-21	10/23	71-164/66-160	
2012: 8-5	496/459	544-2961-33	538-326-15-3879-30	1082-6840	585-2680-33	500-309-12-3807-25	1085-6887	29-560/43-807	55-42.0/61-43.4	381/339	14-20/13-15	16/18	80-182/90-206	
2013: 8-5	435/315	647-3444-36	383-233-7-2516-16	1030-5960	531-2182-18	460-269-18-3032-20	991-5214	33-676/41-801	58-39.6/69-41.1	311/276	12-19/15-22	24/17	100-212/83-211	

NOTE: Team totals 1998 and prior do not include bowl statistics per NCAA guidelines at the time. W/L and points scored do reflect bowl games. Opponent sacks unavailable for some years. Underlined figures highs for the era.

Head Coaches: Tony Mason – 1978-79; Larry Smith 1980-86; Dick Tomes 1987-2000; John Mackovic 2000-03; Mackovic/Mike Hankwitz (last 7 games '03); Mike Stoops 2004-2011 (Tim Kish last 6 G); Rich Rodriguez 2012–

Offensive Coordinators: Jack Jordan 78-79; Steve Axman 80-84; Chris Allen 85; Chuck Stobart 86; Ben Griffith 87-88; Rip Scherer 89-90; Pat Hill 91; Duane Akina 92-95; Homer Smith 96-97; Dino Babers 98-00; Rick Dykes 01-02; Mike Deal 2003; Mike Canales 04-06; Sonny Dykes 07-09; Bill Bedenbaugh/Seth Littrell 10; Seth Littrell 2011; Rod Smith/Calvin Magee 2012–

Defensive Coordinators: Bob Davies 1978-79; Moe Ankney 80-86; Larry Mac Duff 87-96; Rich Ellerson 97-00; Mac Duff 01-02; Mike Hankwitz '03; Mark Stoops 04-09; Tim Kish/Greg Brown 10; Tim Kish 2011; Jeff Casteel 2012–

Strength Coaches: Bob Davies 1978-79; Mike Jones 82-84; Meg Ritchie 85-93; Dan Wirth 94-2000; Brad Arnett 01-03; Corey Edmond 04-11; Chris Allen 2012–

2014 Arizona Football Media Guide

Arizona Bowl Game History

UA In the Bowls (8-9-1)

Date	Bowl	Location	Opponent	Result
Dec. 26, 1921	East-West Christmas Classic Bowl	San Diego, CA	Centre (KY.)	L, 0-38
Jan. 1, 1949	Salad Bowl	Phoenix, AZ	Drake	L, 13-14
Dec. 28, 1968	Sun Bowl	El Paso, TX	Auburn	L, 10-34
Dec. 25, 1979	Fiesta Bowl	Tempe, AZ	Pittsburgh	L, 10-16
Dec. 28, 1985	Sun Bowl	El Paso, TX	Georgia	T, 13-13
Dec. 27, 1986	Aloha Bowl	Honolulu, HI	North Carolina	W, 30-21
Dec. 31, 1989	Copper Bowl	Tucson, AZ	N. Carolina State	W, 17-10
Dec. 25, 1990	Aloha Bowl	Honolulu, HI	Syracuse	L, 0-28
Dec. 31, 1992	John Hancock Bowl	El Paso, TX	Baylor	L, 15-20
Jan. 1 1994	IBM OS/2 Fiesta Bowl	Tempe, AZ	Miami	W, 29-0
Dec. 27, 1994	Freedoms Bowl	Anaheim, CA	Utah	L, 13-16
Dec. 27, 1997	Insight.com Bowl	Tucson, AZ	New Mexico	W, 20-14
Dec. 30, 1998	Culligan Holiday Bowl	San Diego, CA	Nebraska	W, 23-20
Dec. 20, 2008	Las Vegas Bowl	Las Vegas, NV	BYU	W, 31-21
Dec. 30, 2009	Pacific Life Holiday Bowl	San Diego, CA	Nebraska	L, 0-33
Dec. 29, 2010	Valero Alamo Bowl	San Antonio, TX	Okla. State	L, 10-36
Dec. 15, 2012	Gildan New Mexico Bowl	Albuquerque, N.M.	Nevada	W, 49-48
Dec. 31, 2013	Advocare V100 Bowl	Shreveport, La.	Boston College	W, 42-19

1921 East-West Christmas Classic - Centre (Ky.) 38, Arizona 0

SAN DIEGO, Calif. - A dominating squad from Centre (Ky.) College splashed to a 38-0 victory over Arizona in front of several thousand rain-soaked fans, spoiling Arizona's first-ever bowl game appearance.

The Praying Colonels held the Cats to zero first downs in the first half, and Arizona was unable to maintain a good drive throughout the game.

Centre's Red Roberts, one of Walter Camp's first All-America ends, scored the first touchdown five minutes into the match. Later, All-American Alvin (Bo) McMillin went over the right tackle for another score. Centre led 18-0 at the half.

The second half was much the same, as Centre dominated every phase. Just as Arizona was mounting a drive late in the third stanza, an interception ended Western hopes, and the Wildcat defense was unable to halt the potent Eastern attack. Centre's Herb Covington scored on a punt return and a sweep to seal the victory.

1949 Salad Bowl - Drake 14, Arizona 13

PHOENIX, Ariz. - Arizona couldn't overcome crucial mistakes, and the Drake Bulldogs triumphed, 14-13, before a crowd of 14,000 in nostalgia-filled Montgomery Stadium.

The feisty Midwesterners were outgained by coach Miles Casteel's troops, 355 yards to 206, but the Cats had two fumbles and an interception that ended any hope for a victory. Drake built a 14-7 halftime lead on the strength of Frank Metzger's 1-yard run and Floyd Miller's interception of Ed Wolgast for a 20-yard score. The Cats got on the board with a 15-yard Wolgast rollout.

Arizona roared back in the second half, as running back Charlie Hall romped 79 yards with the third quarter kickoff. The Cats failed to score on their first thrust after the thrilling return, but after an exchange of punts, the durable Wolgast tallied his second touchdown.

Drake carried the luck on this afternoon. Arizona's Wrinfred Tackett, one of the Border-Conference's top extra-point kickers, booted the pigskin against the left upright, the ball bounced away from the goal posts, and Drake escaped with a one-point margin.

Wolgast finished the day with 133 yards rushing, eight yards more than Drake's team total.

1968 Sun Bowl - Auburn 34, Arizona 10

EL PASO, Texas - Arizona battled Auburn on even terms for one half, but within a period of seven minutes in the second half, the Tigers scored 24 points to crush the Wildcats, 34-10, before 32,302 weather-beaten fans and a national television audience in the 34th annual Sun Bowl.

Auburn had taken the lead, 10-0, on a John Riley 52-yard field goal, tying a Sun Bowl record, and a 65-yard touchdown pass from All-SEC quarterback Loran Carter to Mickey Zofko. But the Cats were fit to be tied as Steve Hurley booted a 37-yarder after both teams exchanged turnovers. Arizona held Auburn on fourth down with under two minutes left in the half, and Arizona's Bruce Lee went to work. Two first-down pass completions set up a 12-yard toss to Hal Aranson in the end zone, tying the score 10-10 at the half.

In the third quarter, Auburn took the lead and didn't look back as Tommy Taylor scampered nine yards to put the Tigers up 17-10. Then Buddy McClinton intercepted Lee for the third time in the game and raced 32 yards to score. Auburn's next possession produced a dazzling Carter to Tim Christian 42-yard touchdown pass. Riley then kicked a 41-yard field goal to secure the victory with 11:14 left.

Auburn's Buddy McClinton was voted MVP of the game, and All-America tackle Dave Campbell was honored as the outstanding lineman.

1979 Fiesta Bowl - Pittsburgh 16, Arizona 10

TEMPE, Ariz. - The 10th-ranked Pittsburgh Panthers survived a late rally and hung on to defeat Arizona, 16-10, in the 1979 Fiesta Bowl. A national television audience was able to watch superb defensive play on both sides. Arizona's defense held Pitt to 299 yards, while the offense dented the Panther's nationally-ranked defense for 317 yards.

Pitt led 6-0 at halftime on the strength of 46- and 36-yard field goals by the game's most valuable offensive player, Mark Schubert. Arizona moved the ball well, but couldn't get the one big play it needed. The Cats drove to Pitt's 37, 26 and 22, but came up empty each time.

The Cats' trouble came on key plays. Midway through the first period, they were stopped on fourth-and-two at the Pitt 21. Arizona managed to get on the board late in the third period on a 38-yard field goal by Brett Weber, but Pitt answered with a touchdown to expand its lead to 13-3.

The Panthers appeared to have wrapped up the game when Schubert kicked his third field goal of the day with 8:02 left. But the Cats reached into their bag of tricks to get back in the game. From the Pitt 47, fullback Hubie Oliver took a pitch and launched a pass down field to Greg Jackson who caught it at the Panther one. Oliver scored on the next play.

The outcome was in doubt until Terry White picked off a Jim Krohn pass with :58 remaining. Arizona's David Liggins was voted the game's most valuable defensive player on the strength of two key interceptions of Dan Marino passes to thwart Panther drives.

1985 Sun Bowl - Arizona 13, Georgia 13

EL PASO, Texas - Arizona and Georgia each failed on late field goal attempts leaving the teams tied, 13-13, and the record Sun Bowl crowd of 52,203 going home with an empty feeling.

The teams battled on even terms for a half with Georgia's Steve Crumley booting a 37-yard field goal and Arizona's Max Zendejas adding a 22-yarder after an apparent Arizona touchdown was nullified by penalty.

The third quarter belonged to coach Larry Smith's troops, who drove 34 yards with the second-half kickoff before Zendejas nailed a 52-yard field goal. The Wildcats expanded the margin to 13-3 with 3:30 left to play in the stanza, as Martin Rudolph picked off a James Jackson pass and bolted 35 yards for a touchdown.

Georgia took the ensuing kickoff and drove to the Arizona 28, where Davis Jacobs kicked a 45-yarder to begin the Bulldog rally. Two plays later, James DeBow fumbled, and Georgia's Tony Flack recovered to set up Lars Tate's game-tying 2-yard run. Jacobs missed a 44-yarder with 1:14 to play. The Cats then used a 25-yard David Adams run to give Zendejas a 39-yard try with :10 remaining. However, his attempt was wide-right and short.

Zendejas and Georgia center Peter Anderson won outstanding player honors. Arizona finished the season at 8-3-1, while Georgia wound up 7-3-2.

2014 Arizona Football Media Guide

1986 Aloha Bowl - Arizona 30, North Carolina 21

HONOLULU, Hawaii - Arizona capitalized on big defensive plays to coast to its first-ever post-season victory, 30-21, over North Carolina. All-America free safety Chuck Cecil was the ring-leader of the Cat defense that forced five fumbles with bone-jarring hits.

The Arizona offense showed spark as well. David Adams closed his sterling career with 81 yards rushing and a touchdown and three catches for 77 yards. Offensive MVP Alfred Jenkins finished 12-of-28 passing for 187 yards and a score.

But it was coach Larry Smith's defense which made the big plays to set up points. A Jim Birmingham fumble recovery led to a 31-yard Gary Coston field goal to begin the attack. Later, Boomer Gibson partially blocked a punt, and the Cats put seven more on the board with an Adams one-yard scamper. Danny Lockett's sack of Mark Maye caused a fumble, and the Cats cashed in with another Coston three-pointer for a 13-0 halftime lead.

It was more of the same in the third quarter. Arizona's Jeff Valder booted a 52-yard field goal to set an Aloha Bowl record. Then Cecil clobbered Jonathan Hall, and Jerry Beasley recovered the subsequent fumble at the Tar Heel 30. Jenkins found Jon Horton from 13 yards out for the quick score. Another Tar Heel fumble led to Greathouse's five-yard scoring run, and the Cats were in control.

1989 Copper Bowl - Arizona 17, North Carolina State 10

TUCSON, Ariz. - Arizona cashed in on big plays to defeat North Carolina State, 17-10, before an Arizona Stadium crowd of 37,237 in the inaugural Copper Bowl. The Wildcats were dominated statistically, 310 yards to 130 yards including a season-low 50 yards on the turf. However, two unlikely heroes, Olatide Ogunfiditimi and Scott Geyer, made the big plays to pull out the victory.

In the first stanza, neither team could sustain drives, but the Cats got on the board first as Ronald Veal found a double-covered Ogunfiditimi 37 yards down field for a 7-0 advantage. The second quarter proved more magical as Geyer, the Defensive MVP, intercepted Shane Montgomery and raced 85 yards for a score.

But the Wolfpack had a magic wand of their own as Montgomery, the Offensive MVP, capped a 56-yard, nine-play drive with a four-yard touchdown toss to fullback Todd Varn to cut the lead, 14-7. The half ended with a Gary Coston 34-yard field goal. Score: 17-7.

The second half included a Damon Hartman 43-yarder to inch the Pack closer, 17-10. However the New Year brought a little luck to the Cats, as Montgomery just missed a diving Chris Williams over the middle for the possible tying touchdown with 1:02 left.

Arizona Dick Tomey notched a victory in his first-ever bowl game in 13 years as a head coach. The Wildcats finished 8-4 on the season, and the Wolfpack closed at 7-5.

1990 Eagle Aloha Bowl - Syracuse 28, Arizona 0

HONOLULU, Hawaii - Marvin Graves ran for two touchdowns and passed for another score as Syracuse embarrassed Arizona, 28-0, in the ninth Eagle Aloha Bowl game in rain-drenched Aloha Stadium.

Graves scored on a pair of 5-yard runs and threw 47 yards to Terry Richardson and 6 yards to Chris Gedney as the Orangemen ran their record to 7-4-2. Arizona fell to 7-5. The shutout snapped Arizona's 214-game scoring streak, the second longest scoring streak in NCAA history. The last time the Cats were shut out was a 31-0 defeat by Arizona State in 1971.

The Orangemen drove 65 yards in 13 plays following the opening kickoff with Graves scoring on a quarterback draw from the five with 8:35 left in the first quarter.

Syracuse made it 14-0 with 2:22 remaining in the half as Richardson slipped behind the Cat pass defense for an easy 47-yard reception. Arizona tried to get back into the game in the third quarter, twice reaching the Orangemen 35-yard line. But both drives died, and Syracuse put the game away in the fourth quarter with two long marches.

Graves was selected as Syracuse's most valuable player, and cornerback Todd Burden, who had two interceptions and caused a fumble, was selected as Arizona's most valuable player. The week-long indement weather put a damper on many activities and caused many ticket purchasers to stay at home. There were 32,217 tickets sold but only 14,185 attended the game.

1992 Hancock Bowl - Baylor 20, Arizona 15

EL PASO, Texas - Arizona's defense lived up to its billing on all but two plays; those spelled doom as Baylor's big scoring passes helped beat the Cats, 20-15, in the John Hancock Bowl.

UA, which unleashed a no-huddle, wide-open passing attack, opened scoring with a Steve McLaughlin first-quarter field goal and increased the lead to 10-0 with a 65-yard scoring drive capped by a George Malauulu quarterback draw for seven yards mid-way through the second quarter.

BU halfback Brandell Jackson hit Melvin Bonner for a 61-yard strike three minutes later, but Arizona answered with a 14-play drive to set up another McLaughlin field goal and take a 13-7 halftime lead.

The Bears, held to 47 yards rushing, went to the air and struck again with another Bonner TD catch for 69 yards from QB J.J. Joe. Shortly into the fourth period, the Bears capitalized on two Arizona fumbles in UA territory and cashed them in for two Terry Weir field goals and a 20-13 lead.

With time running out, Arizona held BU deep on fourth-and-eight, and punter Rhett Delaney took an intentional safety at 0:31. A Chuck Levy 27-yard kickoff return put the Cats in decent shape, and UA drove to the Baylor 28. Two passes from Malauulu into the end zone were incomplete although Heath Bray nearly snagged the game winner on the first try.

1994 IBM OS/2 Fiesta Bowl - Arizona 29, Miami 0

TEMPE, Ariz. - Arizona's heralded "Desert Swarm" defense lived up to its name, and the Cats' offensive attack nearly named its own price as UA thumped No. 10 Miami, 29-0, in IBM OS/2 Fiesta Bowl XXIII. The convincing victory was the bowl's only shutout in its 23-game history.

UA ran for 257 yards and one touchdown, passed for 152 yards and two touchdowns, had three Steve McLaughlin field goals and held Miami to 182 yards in total offense. The Wildcats' swarming defense limited the Canes to Fiesta Bowl record-lows of 22 rushes and 35 yards, plus picked off three Miami passes and sacked the quarterback four times.

Tailback Chuck Levy ran for 142 yards including a 68-yard scoring dash and earned Fiesta Bowl offensive MVP honors, while defensive end Tedy Bruschi recorded a sack and earned defensive MVP honors for UA.

UA jumped to a quick lead on its first possession, driving 75 yards with Dan White throwing a 13-yard TD pass to Troy Dickey. Arizona never looked back.

The Canes' total offense was the second-lowest in Fiesta Bowl history, and the Arizona margin of victory was the second-largest in bowl history. Arizona enjoyed a time of possession advantage of 37:20 to 22:40 for Miami, another bowl record. Miami's frustration was typified by its first possession, starting at its own 37-yard line. Three plays later the Canes punted on fourth-and-41 from their own 6-yard line.

The game gave UA its first 10-victory season in 90 years of football, and its strong showing earned the Cats a No. 9 final ranking in the coaches poll and No. 10 in the media poll.

1994 Freedom Bowl - Utah 16, Arizona 13

ANAHEIM, Calif. - Utah used a 72-yard kickoff return to set up the winning touchdown, as the Utes upset No. 14 Arizona in the 11th annual Freedom Bowl, 16-13. A crowd of 27,477 watched as the Cats used a stifling defense to hold Utah to only 75 yards of total offense.

Arizona quarterback Dan White connected with Ontiwaun Carter from 23 yards out to give the Cats the early lead. After a White fumble deep in Arizona territory, Utah running back Charlie Brown scampered in from six yards out to tie the score.

After a 44-yard field goal by Steve McLaughlin, the Cats had first-and-goal at the Utah 2-yard line, but two dropped passes by Tim Thomas and then Lamar Lovett in the end zone forced the Cats to kick a 20-yard field goal. Late in the fourth quarter with Arizona leading 13-7, and Matt Peyton having to punt from his own end zone, the Cats gambled and took a safety as Peyton stepped out of the back of the end zone.

On the ensuing kickoff, Cal Beck returned the ball to the Arizona 5-yard line. The Wildcat defense held the Utes on three straight downs to set up a fourth-and-goal. Quarterback Mike McCoy scrambled out of the pocket and was in the grasp of Chuck Osborne but managed to get the pass off and found Kevin Dyson in the corner of the end zone for the winning score. A final UA drive ended in an interception.

The Cats recorded six sacks on the day, three of them by Tedy Bruschi, who earned Defensive MVP honors. Chuck Osborne had two sacks, and Sean Harris led the team with nine tackles.

1997 Insight.com Bowl - Arizona 20, New Mexico 14

TUCSON, Ariz. - Four Wildcat interceptions helped seal a hard-fought victory for Arizona over New Mexico in the ninth Insight.com Bowl, 20-14, before a crowd of 49,385 in the Cats' house, Arizona Stadium.

UA ran over the Lobos, using a 209-yard running attack featuring the quicker Trung Canidate and the bruising style of Kelvin Eafon on 43 of the team's 81 plays. Canidate was named the game's Most Outstanding Offensive Player with 97 yards and a touchdown on 24 carries, while Eafon earned the game's Most Valuable Player award for his 75 yards and two touchdowns on 19 totes. Thirteen of his rushes came in the fourth quarter when Arizona used ball possession to turn back New Mexico efforts at a game-winning touchdown.

Arizona picked off four passes by UNM's Graham Leigh—one in the first quarter by cornerback Chris McAlister, two in the third quarter by backup corner Kelvin Hunter and strong safety Rashee Johnson, and one in the fourth stanza by cornerback Kelly Malveaux, who returned the ball 44 yards just as the Lobos were crossing midfield. It was Malveaux' first interception of the year. Arizona outside linebacker Jimmy Sprotte earned the bowl's Most Outstanding Defensive Player honor with nine tackles including four hits for losses of 12 yards. Inside linebacker Marcus Bell was the Cats' leading tackler with 10.

Arizona coach Dick Tomey gave fifth-year senior QB Brady Batten the start in the game. An injury early in the year cost him a shot at the every-day spot. He played all but the fourth quarter, when the nominal No. 1 guy for most of the year, Ortege Jenkins, came on.

1998 Culligan Holiday Bowl - Arizona 23, Nebraska 20

SAN DIEGO, Calif. - Arizona's defense held the storied Nebraska option rushing attack to 87 net yards, and the No. 5-ranked Wildcats cranked up some tough-guy rushing of their own to score 14 fourth-quarter points and beat the No. 14 Cornhuskers, 23-20, in the 21st annual Culligan Holiday Bowl.

The Cats secured the school's finest record in history and earned enough acclaim through their efforts in the game — the most watched of any college bowl game in ESPN history — to earn a final No. 4 ranking in both the Associated Press and USA Today/ESPN polls.

Unanimous All-America cornerback Chris McAlister cemented his reputation with an outstanding effort, intercepting two passes, one which turned the Huskers back on their final come-back try with less than four minutes remaining. He also had a 78-yard reverse punt return called back because of a questionable blocking call against Derek Hall.

Arizona trailed 13-9 at the half, and both teams struggled through five possessions in the third quarter before UA's Dennis Northcutt gave the Cats some decent field position with a 16-yard punt return to start a 10-play scoring drive. Trung Canidate rushed five times for 37 yards in the span, and Keith Smith completed passes of five yards to Northcutt and Paul Shields and topped it off with a 15-yard strike to Brad Brennan for the score.

Nebraska answered, though, and reclaimed the lead at 20-16 with an eight-play, 88-yard drive, almost exclusively through the air.

2014 Arizona Football Media Guide

With 10 minutes remaining, Smith opened UA's next drive with a seven-yard pass to Shields, then the Cats ran the ball eight straight times for the nine-play, 68-yard drive which netted the final score on a Kelvin Eafon one-yard plunge. Smith had runs of 20, eight and eight yards to set up the score.

UA halted the Huskers with McAlister's second pick and then later used enough clock with a first down to force Nebraska to get the ball back with 34 seconds remaining. One short completion and three incompletions, and the game was over.

Canidate ran for 101 yards on 22 carries. Smith, who completed 11-of-19 passing for 143 yards and ran for 25 more, was named Holiday Bowl Offensive MVP. UA's Mark McDonald, who was 8-17 in field goals during the regular season, was a big key with a perfect 3-for-3 day, including a career-long 48-yarder. NU outgained the Cats, but UA won the turnover battle and kicking game.

2008 Pioneer Las Vegas Bowl - Arizona 31, BYU 21

LAS VEGAS, Nev. - Arizona capped its best season in nine years with a solid effort against No. 17 Brigham Young, beating the Cougars 31-21 in the Pioneer Las Vegas Bowl.

The Cats took the first lead, set up by a 71-yard pass from Willie Tuitama to Terrell Turner, added a Jason Bondzio 31-yard field goal a third of the way into the second quarter.

Tuitama fumbled a low snap on the first play of the second half and BYU took a 14-10 lead four minutes into the frame with the gift 27-yard drive.

After that, Arizona stalled once, missing a 3rd-and-1 opportunity, but turned right around for a defensive three-and-out and two plays later Tuitama's 37-yard pass to Delashaun Dean struck put the Cats back in the lead.

The Cougs fought back with a 12-play, 39-yard drive, but missed a long field goal attempt. Tuitama hit successive passes of 19 and 17 yards, and after a five-yard gain by Nic Grigsby fired one down the seam to a streaking Chris Gronkowski for a 27-yard score, making it 24-14 at the end of the period.

Five minutes into the final period, Wildcat cornerback Marquis Hundley manned up and intercepted BYU's Max Hall in the end zone, taking it out to the UA 18 yard-line. Tuitama led a seven-play, 82-yard drive, sparked by a 27-yard run by Grigsby and a 23-yard pass to Turner, and then ran it in himself from six yards out for a 31-14 lead. Again the Cougars showed some of their 17th-ranked gumption, using eight Hall passes and two of his runs to get into the end zone quickly, and recovered an ensuing inside kick at the UA 48 yard-line. Hall drove BYU 28 yards, but Mitch Payne's field goal attempt banged off the left upright with 2:07 left.

The Cats ran the ball four times and then Tuitama scootched a three-yard pass to Mike Thomas on the final play of the game, giving the latter the Pac-10 career receiving record with his 259th reception as time expired. Dean led UA with seven catches for 88 yards to help Tuitama complete 24 of 35 throws for 325 yards and the game's MVP award.

2009 Pacific Life Holiday Bowl - Nebraska 33, Arizona 0

SAN DIEGO, Calif. - No. 20 Nebraska showed it was more than two ranking spots ahead of No. 22 Arizona by throttling the Wildcats, 33-0, in the Holiday Bowl.

After developing a reputation for high-scoring games and crazy finishes, the bowl got the first shutout in its 32-year history. Zac Lee threw a 74-yard touchdown pass to Niles Paul in the third quarter to highlight the win, but it was only one moment in a dominating effort.

The coaches expected a defensive game, and the Huskers delivered, earning their first shutout in 46 bowl appearances, plus held UA to 109 net yards. Arizona quarterback Nick Foles was harassed all night and had one of his toughest outings of the year, finishing with nine completions in 30 attempts, for a miniscule 48 yards.

The Wildcats had the ball fourth-and-3 at the Nebraska 8-yard line with 1:41 to go, and eschewed a field goal, with safety P.J. Smith batting down Foles' pass to preserve the shutout. Nebraska free safety Matt O'Hanlon intercepted Foles on the third play from scrimmage and returned it 37 yards to the Arizona 5. Lee scored on a four-yard run two plays later. It was the fastest score in Holiday Bowl history, coming just 75 seconds in.

Nebraska (10-4) got its first 10-win season since 2003. Nebraska's Alex Henery set a Holiday Bowl record with four field goals, from 47, 50, 41 and 22 yards. Arizona finished 8-5. NU coach Bo Pelini earned bragging rights in Youngstown, Ohio, where he and UA coach Mike Stoops grew up and played at Cardinal Mooney High.

2010 Valero Alamo Bowl - Oklahoma State 36, Arizona 10

SAN ANTONIO, Texas - No. 14 Oklahoma State kept Arizona's offense out of the end zone and used four Wildcat turnovers to spoil the Pac-10's first game in the bowl since its early years.

Arizona outgained the Cowboys 370 to 312 yards, holding the vaunted OSU offense some 200 yards under its average. After an initial stop, however, Bug Wright fumbled the first punt of the game and gave OSU a short field for a 26-yard drive and the lead. The Cats were stopped on their next possession and OSU's Brandon Weeden connected on a 71-yard toss to Justin Blackmon to add to the lead.

UA answered with a 63-yard drive to cut it to 14-7. After an exchange of possession a short UA punt set the Cowboys up at midfield and OSU settled for the first of three Dan Bailey FGs. On Arizona's ensuing drive, Nick Foles was intercepted by Markelle Martin and returned 62 yards for a score. Bailey missed the kick and it was 23-. UA took the ball inside the OSU 40 yard-line three times but could not score before halftime.

UA showed some life with an Alex Zendejas field goal in the third quarter to make it 23-10 but OSU answered with its longest drive of the night to make it 30-10. Another Foles' interception near midfield set up a second Bailey field goal. Zendejas missed a 34-yarder minutes later in the fourth period, and Bailey knocked one home again for the final score. UA drove to the OSU 9 yard-line but could not cash in on 3rd- and 4th-and-1.

The Cats had 25 first downs to 17 by the Cowboys, held a 15-minute edge in time of possession but were one for three in the red zone, were sacked five times (to zero for UA), and suffered three interceptions and the fumbled punt for -4 turnover margin.

Receiver David Douglas took home the Fred Jacoby Sportsmanship Award for a 6-catch, 91-yard evening while the bowl offensive MVP award went to Blackmon for eight receptions for 112 yards and two scores, and the defensive MVP honor went to OSU defensive back Martin for his key INT.

2012 Gildan New Mexico Bowl - Arizona 49, Nevada 48

ALBUQUERQUE, N.M. - With a last-minute touchdown and a successful inside kick recovery, Arizona football pulled out a victory over Nevada, 49-48, at the Gildan New Mexico in Albuquerque, N.M. Saturday's game ties the largest comeback in UA history (21 points). Senior quarterback Matt Scott was named Offensive MVP and junior linebacker Marquis Flowers was named Defensive MVP.

Nevada took a 48-35 lead with 1:48 to play. Arizona answered back with a two-yard Scott touchdown pass to sophomore Austin Hill with a good point after attempt to cut the score to 48-42 with 0:46 to play. Senior John Bonano converted a perfect inside kick attempt with the recovery from Flowers. The Wildcats went on to score the winning touchdown on a two-yard pass to sophomore Tyler Slavin from Scott with 0:19 to play. Flowers then immediately secured the victory with an interception on Nevada's final offensive possession.

Sophomore Ka'Deem Carey ran for 172 yards on 28 carries and three touchdowns. He now tallies 1,929 yards on the season, to continue to lead the nation in rushing. Carey is now UA's school record holder for rushing TDs in season with 23, including his three against Nevada on Saturday. He also set the Arizona bowl game record of rushing yards in a game (172). The previous bowl game record was 142 yards by Chuck Levy against Miami in the 1994 Fiesta Bowl.

In his final game as a Wildcat, Scott threw for 382 yards and three TDs on 28-of-47 pass attempts with two interceptions. He also rushed for 21 yards on six carries and one touchdown. Hill led the UA receivers with eight catches for 175 yards and two touchdowns. Saturday's game marks his fifth 100-yard performance of the season and the sixth of his career.

True freshman linebacker C.J. Dozier paced the defense with 15 tackles, nine solo and six assisted. Junior Shaquille Richardson collected his first pick of the season and the seventh of his career. Junior Jake Fischer recovered his fourth fumble of the season against the Wolf Pack. Flowers also recorded 10 tackles. UA had five true freshmen playing on defense during various points of the game: Keoni Bush-Loo, Dozier, Vince Miles, William Parks and Wayne Capers Jr.

Today's game marked the final in the careers of 20 Arizona seniors including team captains Trace Biskin, Kyle Quinn and Scott. Arizona ends the season with a 8-5 record and a bowl trip in head coach Rich Rodriguez's first season at the helm of the Wildcat program.

2013 AdvoCare V100 Bowl - Arizona 42, Boston College 19

SHREVEPORT, La. - Arizona football defeated Boston College, 42-19, in the AdvoCare V100 Bowl Game in record-breaking fashion, Monday, at Independence Stadium. Senior quarterback B.J. Denker was named Offensive MVP and sophomore William Parks was named Defensive MVP.

The victory gave UA eight wins for a second-consecutive year, marking the first back-to-back eight-win seasons since 2008-09. Along with bowl game records, multiple school records were also broken for the Wildcats.

The six Wildcat touchdowns tied the Bowl record for most touchdowns. The Wildcats also recorded the most first downs in the bowl's history with 49.

The Wildcats' offensive clinic was led by Denker's 275 passing yards. True freshman Nate Phillips had 193 receiving yards and recorded the first 100-yard receiving game for Arizona on the season. He also broke the school record for most receiving yards in a bowl game as well as most receiving yards in a game by a freshman in school history.

Ka'Deem Carey finished off his junior season with 16-straight 100-plus yard games with his 169-yard performance. As well, he has officially become the all-time all-purpose leader in yardage. Prior to Carey, the record was 5,392 yards, held by Dennis Northcutt.

On defense, the Wildcats held the Eagles to just two touchdowns and two field goals. Jake Fischer tied his career-high tackles with 14.

2014 Arizona Football Media Guide

Arizona Stadium

Arizona Stadium (56,029) is one of the finest playing facilities in the country and was recently upgraded through one of the most significant improvements in its history. The home of the Wildcats, Arizona Stadium reflects the history and tradition of Arizona football and the overall growth of the University of Arizona campus.

The Lowell-Stevens Football Facility, which opened to the public in August 2013, is a reflection of that growth and completes a dynamic shift in the Arizona football culture as it becomes the centerpiece of the program on the north end of Arizona Stadium. Supported by private funds including significant leadership gifts from David and Edith Lowell and from Jeff and Sharon Stevens, the \$72.3 million project provides the Wildcats with one of the premier football facilities in the nation.

The facility is a four-floor operations center with strength and conditioning, sports medicine, coaches' offices, locker rooms, meeting rooms, equipment and facility service areas. The structure encloses the north end of the stadium and creates a full bowl with nearly 4,000 premium spectator seats, including a donor lounge with outdoor seating. Additionally, stairways and elevator towers for the concourse connect the structure to the existing east and west stadium sections. Restrooms, amenity areas and a cafeteria also serve fans, campus and the community.

Spectators in the revamped north end of the stadium have a front and center view of the state-of-the-art video board beyond the opposite end zone. In August 2011, Arizona completed work on the video board for the south end zone. The new video board measures 113' wide by 47' high - 6.5 times larger than the previous board - and is one of the largest in all of college sports.

Indeed, the recent upgrades are the latest in the evolution of Arizona Stadium over the years. Built in 1928 with 7,000 seats located on the west side between the end zones, the stadium has grown into a 57,000-seat facility that combines tradition with modern conveniences, remaining one of the top venues for its spectators. Every seat features an uncluttered view of the playing surface, and more than half of the seats provide sweeping vistas of the campus and nearby city skyline, as well as the Santa Catalina Mountains.

Since playing and winning their first game on Oct. 12, 1929 (35-0 vs. California Tech), Arizona football teams have played 481 games in the stadium, 381 of them at twilight or night, winning 275, losing 174 and tying 12. The team has never failed to win at least one home game in a season and has gone undefeated nine times, the last time coming with a 6-0 record in 1993.

As Arizona football grew, so did the facilities surrounding it. In 1989, a \$6.3 million structure housing the media, skyboxes and loge seating was added to accommodate increased interest in the football program. Two other non-football features of the stadium are notable - UA's renowned Tree Ring Research Lab on the west side, and the Steward Telescope Laboratory on the east side - two of the nation's most venerated research facilities.

In 1938, seating was added between the 25-yard lines on the east side to boost capacity to 10,000. Nine years later, the end zones were filled, and in 1950, the horseshoe at the south end was completed, giving the facility a capacity of 22,671 seats.

Expansion on the west side in 1965 provided 10,000 new seats, along with an 80-foot, multilevel press box. The two-tier addition to the east stands, adding 17,000 seats in 1976, was selected as one of six outstanding architectural projects in the Rocky Mountain States for 1977 by the AIA.

Permanent north-end bleacher seating for 4,500 was added in 1988, however, it would be removed for the new north-end project. The completion of the Lowell-Stevens Football Facility gives Arizona Stadium a lower bowl configuration for the first time, a 360-degree experience for Wildcat fans.

Largest Arizona Stadium Crowds vs. Pac-12

Team	Date	Attendance
ASU	Nov. 23, 1996 (L, 14-56)	59,920
Cal	Nov. 5, 1994 (W, 13-6)	58,374
Colorado	Sept. 28, 1985 (L, 13-14)	45,503
Oregon	Nov. 21, 2009 (L, 41-44 2OT)	57,863
OSU	Oct. 21, 2006 (L, 10-17)	57,113
Stanford	Oct. 16, 1993 (W, 27-24)	57,799
UCLA	Oct. 24, 1994 (W, 34-24)	58,817
USC	Sept. 23, 2006 (L, 3-20)	58,801
Utah	Sept. 11, 2004 (L, 6-23)	52,790
UW	Nov. 7, 1992 (W, 16-3)	58,510
WSU	Oct. 27, 1990 (W, 42-34)	55,520

Largest Road Crowds

Attendance	Year	@Opponent
104,913	1978	Michigan (L, 17-21)
97,168	1999	Penn State (L, 41-7)
92,743	1991	Ohio State (L, 14-38)
92,221	2006	LSU (L, 3-45)
91,152	1997	Ohio State (L, 20-26)
84,671	2007	USC (L 13-20)
83,753	2009	USC (W, 21-17)
80,386	1970	Michigan (L, 9-20)
80,167	2005	USC (L, 9-49)
78,582	2003	Wisconsin (L, 10-31)

Home Attendance Since 1950

Year	Home Games	Attendance	Avg.
1950	6 (3-3)	105,121	17,520
1951	6 (5-1)	97,868	16,311
1952	6 (3-3)	117,888	19,648
1953	7 (3-4)	111,128	15,875
1954	7 (5-2)	132,860	18,980
1955	7 (4-2-1)	134,329	19,190
1956	8 (3-5)	142,182	17,772
1957	7 (1-5-1)	113,672	16,239
1958	6 (2-4)	113,031	18,839
1959	6 (3-3)	118,511	19,752
1960	7 (5-2)	156,024	22,289
1961	6 (6-0)	145,655	24,255
1962	6 (4-2)	145,655	24,276
1963	7 (4-3)	144,046	20,578
1964	6 (5-0-1)	163,694	27,282
1965	5 (1-4)	140,586	28,117
1966	6 (2-4)	167,783	27,964
1967	6 (2-3-1)	191,152	31,859
1968	5 (4-1)	188,200	37,640
1969	5 (3-2)	156,450	31,290
1970	6 (4-2)	213,800	35,633
1971	5 (2-3)	160,500	32,100
1972	6 (3-3)	183,500	30,583
1973	5 (3-2)	192,349	38,470
1974	6 (5-1)	219,446	36,574
1975	5 (4-1)	191,180	38,236
1976	6 (3-3)	293,633	48,939
1977	5 (2-3)	208,651	41,730
1978	6 (4-2)	308,159	51,360
1979	7 (4-2-1)	339,044	48,435
1980	7 (2-5)	342,203	48,886
1981	7 (3-4)	290,810	41,544
1982	6 (3-3)	285,361	47,560
1983	7 (5-2)	305,571	43,653
1984	7 (6-1)	314,672	44,953
1985	7 (5-2)	327,177	46,740
1986	6 (5-1)	316,434	52,739
1987	5 (3-1-1)	245,841	49,168
1988	8 (5-3)	387,737	48,467
1989	6 (5-1)	301,195	50,199
1990	6 (4-2)	324,585	54,074
1991	6 (4-2)	272,588	45,431
1992	6 (4-2)	282,127	47,021
1993	6 (6-0)	304,564	50,761
1994	6 (5-1)	339,369	56,562
1995	6 (3-3)	310,494	51,749
1996	6 (5-1)	281,612	46,935
1997	6 (5-1)	243,227	40,538
1998	6 (5-1)	301,235	50,206
1999	6 (3-3)	306,905	51,151
2000	6 (2-4)	296,636	49,439
2001	6 (2-4)	266,299	44,383
2002	7 (3-4)	315,042	45,006
2003	7 (2-5)	299,352	42,765
2004	7 (2-5)	350,774	50,111
2005	6 (2-4)	321,676	53,613
2006	7 (3-4)	390,589	55,798
2007	6 (4-2)	312,963	52,160
2008	7 (5-2)	367,080	52,440
2009	6 (5-1)	315,330	52,555
2010	7 (4-3)	387,857	55,408
2011	6 (3-3)	293,716	48,953
2012	8 (6-2)	383,451	47,931
2013	6 (4-2)	285,713	47,618

Top-10 Arizona Stadium Crowds

Attendance	Date	Opponent
59,920	Nov. 23, 1996	Arizona State (L, 14-56)
58,817	Oct. 24, 1994	UCLA (W, 34-24)
58,810	Nov. 25, 1994	Arizona State (W, 28-27)
58,801	Sept. 23, 2006	Southern California (L, 3-20)
58,738	Oct. 10, 1998	UCLA (L, 28-52)
58,704	Dec. 6, 2008	Arizona State (W, 31-10)
58,515	Nov. 27, 1982	Arizona State (W, 28-18)
58,510	Nov. 7, 1992	Washington (W, 16-3)
58,503	Sept. 23, 1995	USC (L, 10-31)
58,471	Oct. 21, 1995	Washington (L, 17-31)



Pac-12 Conference, The Conference of Champions

Built on a firm foundation of academic excellence and superior athletic performance, the Conference ushered in a new era on July 1, 2011, officially becoming the Pac-12 Conference with the additions of the University of Colorado and University of Utah.

Just 27 days after the Conference officially changed its name, Commissioner Larry Scott announced the creation of the Pac-12 Networks on July 27, 2011, solidifying a landmark television deal and putting the Conference on the forefront of collegiate athletics. The Networks, including one national network, six regional networks, and a robust digital network marked the first-ever integrated media company owned by a college conference. In addition, the "TV Everywhere" rights allow fans to access Pac-12 Networks outside the home on any digital device, including smartphones and tablet computers.

In 2011, the Pac-12 also launched its Globalization Initiative to proactively promote the Conference and member institutions through student-athlete exchanges and sport. In its first three years, Pac-12 student-athletes have enjoyed unique cultural and athletic experiences in China, fielding full university and Pac-12 all-star teams in women's volleyball and men's basketball, with plans to play the first-ever men's basketball regular season game in China in November 2015, and the Conference and its member schools have gained significant brand exposure for the future and set a foundation for growth.

On the field, the Pac-12 rises above the rest, upholding its tradition as the "Conference of Champions[®]," claiming an incredible 131 NCAA team titles since 1999-2000, including 10 in 2013-14. That is an average of nearly nine championships per academic year. Even more impressive has been the breadth of the Pac-12's success, with championships coming in 28 different men's and women's sports. The Pac-12 has led or tied the nation in NCAA Championships in 48 of the last 54 years, the only exceptions being in 1980-81, 1988-89, 1990-91 and 1995-96 when the Conference finished second, and only twice finished third in 1998-99 and 2004-05.

For the ninth-consecutive year, the Pac-12 had the most NCAA titles or tied for the most of any conference in the country, winning at least six every year since 2000-01. No other conference has won double-digit NCAA crowns in a single year, the Pac-12 doing so seven times, including a record 14 in 1996-97.

Spanning nearly a century of outstanding athletics achievements, the Pac-12 was the first conference to reach 400 championships in 2010-11. With the inclusion of Colorado and Utah, the Conference surpassed another major milestone, with league teams capturing 450 titles, outdistancing the next conference by nearly 200. In all, Conference teams have won 469 NCAA Championships (287 men's, 154 women's, 28 combined).

Pac-12 members have won 287 NCAA team championships on the men's side, 83 more than the next closest conference. Men's NCAA crowns have come at a phenomenal rate for the Pac-12 - 16 basketball titles by six schools (more than any other conference), 54 tennis titles, 46 outdoor track

& field crowns, and 28 baseball titles. Pac-12 members have won 25 of 45 NCAA titles in volleyball, 40 of 45 in water polo, 28 in skiing, and 24 in swimming & diving national championships.

Individually, the Conference has produced an impressive number of NCAA individual champions. Over 2,000 (2,167) individual crowns have been won by Pac-12 student-athletes over the years with 1,485 by male student-athletes.

On the women's side, the story is much the same. Since the NCAA began conducting women's championships 33 years ago, Pac-12 members have claimed at least four national titles in a single season on 24 occasions, including 14-consecutive years from 2000-2014. Overall, the Pac-12 has captured 154 NCAA women's titles, easily outdistancing the SEC, which is second with 93. Pac-12 members have dominated a number of sports, winning 23 softball titles, 21 tennis crowns, 14 volleyball titles, 15 of the last 25 trophies in golf, and 13 in swimming & diving.

Pac-12 women student-athletes shine nationally on an individual basis, as well, having captured an unmatched 682 NCAA individual crowns, an average of nearly 21 championships per season.

The Pac-12's excellence is further proven in the annual Learfield Sports Directors' Cup competition, the prestigious award that honors the best overall collegiate athletics programs in the country. Stanford continued its remarkable run and won its unprecedented 20th-consecutive Directors' Cup in 2013-14. Seven Pac-12 member institutions ranked among the top-27 Division I programs, the most of any conference and five were in the top 20: No. 1 Stanford, No. 7 UCLA, No. 8 USC, No. 15 Oregon, No. 20 California, No. 26 Arizona and No. 27 Arizona State. At least five member institutions have been ranked in the top 20 in all but one year of the Director's Cup program, with seven appearing in the top 20 on five different occasions (1998, 2001, 2003, 2005 and 2006).

2013-14 Review

The Conference's 10 national titles came in the form of six men's and four women's crowns. Six different league schools claimed NCAA titles and, of the seven NCAA institutions to have won multiples titles, three were from the Pac-12. No other conference in the country had more than one team win multiple NCAA titles.

Oregon was one of three teams in the country to win three NCAA titles this academic season. The Ducks took home the hardware in men's outdoor track & field, the program's first team title in the sport since 1984, and swept the men's and women's indoor national championships. It is the first time ever UO has won three NCAA titles in one academic year. An additional four teams in the country had two NCAA titles, including USC and UCLA. The Trojans continue to dominate the sports of men's water polo and men's tennis, winning a sixth-straight title in the pool and a fifth in six years on the court. The Bruins won the Conference's third-ever women's soccer title and the program's first, while also taking home the women's tennis crown.

Colorado kicked off the year for the Conference winning its fourth NCAA men's cross country title. California was first in men's swimming, the program's third national championship in four years, and Stanford won its third women's water polo crown in four years, extending the school's streak of at least one NCAA team championship to 38-consecutive years.

In addition to the 10 national championships, the Pac-12 also had runners-up in six NCAA Championship events: women's cross country (Arizona), women's swimming (Stanford), women's rowing (California), men's volleyball (Stanford) and women's water polo (UCLA). Overall, the Conference had 32 teams finish in the top four at 22 NCAA Championship events, including an all-Pac-12 women's water polo final four.

Participation in the postseason was a common occurrence for the Pac-12 in 2013-14. Of the 22 sports sponsored by the Conference, 19 witnessed at least half its teams participating in NCAA or other postseason action. The men sent 79 of a possible 100 teams into the postseason (79.4 percent), while the women sent 83 of a possible 115 teams (72.2 percent).

For the second-straight year, a record number of league teams participated in college football bowl games. After earning a then-league record eight bowl bids in 2012, Conference teams bested that with nine teams making bowl trips in 2013, producing a 6-3 record. A Pac-12 record five teams posted 10 or more wins during the season, a feat no other league in the country accomplished. Stanford represented the Pac-12 in the Rose Bowl for the second-consecutive year by virtue of a 38-14 win over Arizona State at the Pac-12 Championship Game. ASU went on to participate in the National University Holiday Bowl. Also joining the Cardinal and Sun Devils in postseason play were Oregon (Valero Alamo), UCLA (Hyundai Sun Bowl), USC (Royal Purple Las Vegas Bowl), Washington (Fight Hunger Bowl), Washington State (Gildan New Mexico Bowl), Arizona (AdvoCare V100 Bowl) and Oregon State (Sheraton Hawai'i Bowl). Six Pac-12 teams appeared in the final Associated Press poll marking the sixth time in league history that six teams were in the final ranking. The teams in the top 25 were: Oregon (9th), Stanford (11th), UCLA (16th), USC (19th), Arizona State (21) and Washington (25th). Also receiving votes was Arizona. It was also a record-breaking season for Pac-12 men's basketball with a league-record eight teams

2014 Arizona Football Media Guide

posting 20 wins during the 2013-14 campaign. Arizona captured its 13th regular-season crown, while UCLA won its fourth Pac-12 Tournament title at the MGM Grand Garden Arena in Las Vegas, its first since 2008. The highly-competitive Pac-12 season was rewarded with a record-tying six teams (Arizona, Arizona State, Colorado, Oregon, Stanford, UCLA) earning NCAA Tournament bids. The Wildcats obtained one of the four No. 1 seeds in the postseason tournament, the Conference's first since 2008. Pac-12 teams went 8-6 in tournament play, with UA, Stanford and UCLA reaching the Sweet Sixteen, while the Wildcats were just one point short of the NCAA Final Four, advancing to the Elite Eight. The eight NCAA Tournament wins were the most by the league since it posted an identical 8-6 mark in 2008. An additional three teams participated in postseason action with California and Utah receiving NIT bids and Oregon State playing in the CBI.

Pac-12 women's basketball also saw tremendous success with five teams earning NCAA Tournament bids, the most since 2006. USC captured its first-ever Pac-12 Tournament title, securing its first NCAA Tournament bid since 2006. Stanford claimed its 14th-consecutive regular-season crown, then advanced to the NCAA Final Four for the sixth time in seven years. Its trip to the national semifinals was also the seventh-straight year a Pac-12 team has advanced that far. Oregon State also ended a long NCAA Tournament drought, earning its first invitation to the Big Dance since 1996; California made a third-straight trip to the NCAA Tournament; and Arizona State returned to the postseason event after a two-year absence. Colorado, Oregon, Washington and Washington State also all participated in the WNIT, making it the most-ever teams to participate in the postseason in the history of the league. Three teams ended the season ranked in the final Associated Press poll: Stanford was No. 6, Cal was No. 24 and USC was No. 25, its first appearance in the final poll in 20 years.

Pac-12 volleyball also recorded an unprecedented season with a league-record nine teams earning NCAA Tournament bids, also the most in the country, with three receiving a top-16 seed. After winning the Conference regular-season crown for the first time since 2005, Washington advanced to its first national semifinal since 2006 marking the 14th time in 16 years a Pac-12 team has advanced that far. With 14-straight years of at least six Conference teams earning NCAA bids, the Pac-12 has dominated the sport, winning a record 14 NCAA volleyball titles since 1982, including 12 in the last 23 years.

Oregon State won its second-straight Pac-12 baseball crown and was the No. 1 overall seed in the NCAA Tournament. Five teams altogether earned postseason bids with Arizona State, Oregon, Stanford and Washington joining the Beavers in the tournament. UW made its return to the NCAA Tournament after a 10-year absence, while the Cardinal used a walk-off home run to advance to the Super Regionals before falling to eventual national champion Vanderbilt. The Pac-12 has, by far, won the most baseball national titles of any conference in the country, claiming 28 titles dating back to 1947, including two of the last three when the league had back-to-back champions in 2012 (Arizona) and 2013 (UCLA).

Another sport in which the Pac-12 Conference has dominated is softball where league teams have claimed 23 NCAA titles in the 33-year history of the championship. Pac-12 teams captured an unprecedented nine in a row from 1988-1997, then most recently claimed six-straight from 2006-11. Five teams participated in the tournament in 2014, with OREGON earning the overall No. 1 seed and advancing to the NCAA Women's College World Series. Joining the Ducks in the tournament were third-seeded UCLA, No. 9-seed Arizona State, No. 11-seed Arizona and No. 12-seed Washington as the Bruins, Wildcats and Huskies went as far as the Super Regionals. The Conference has had at least three teams in the NCAA Tournament every year since the league began sponsoring the sport in 1987. Before earning the No. 1-overall seed, UO claimed its second-straight Pac-12 crown.

Pac-12 Conference History

The roots of the Pac-12 Conference date back 99 years to December 2, 1915, when the Pacific Coast Conference (PCC) was founded at a meeting at the Oregon Hotel in Portland, Ore. The original membership consisted of four schools - the University of California at Berkeley, the University of Washington, the University of Oregon, and Oregon State College (now Oregon State University). All still are charter members of the Conference.

Pacific Coast Conference play began in 1916 and, one year later, Washington State College (now Washington State University) was accepted into the league, with Stanford University following in 1918.

In 1922, the PCC expanded to eight teams with the admission of the University of Southern California (USC) and the University of Idaho. In 1924, the University of Montana joined the league roster, and in 1928, the PCC grew to 10 members with the addition of UCLA.

The Pacific Coast Conference competed as a 10-member league until 1950, with the exception of 1943-45 when World War II curtailed intercollegiate athletic competition to a minimum. During that time, the league's first commissioner was named. Edwin N. Atherton was Commissioner in 1940 and was succeeded by Victor O. Schmidt in 1944. In 1950, Montana resigned from the Conference and the PCC continued as a nine-team Conference through 1958.

In 1959, the PCC was dissolved and the Athletic Association of Western Universities (AAWU) was formed with Thomas J. Hamilton was appointed Commissioner of the new league. The original AAWU membership included California, Stanford, USC, UCLA and Washington. Washington State joined the membership in 1962, while Oregon and Oregon State joined in 1964. Under Hamilton's watch, the name Pacific-8 Conference was adopted in 1968. In 1971, Wiles Hallock took over as Commissioner of the Pac-8.

Ten years later, on July 1, 1978, the University of Arizona and Arizona State University were admitted to the league and the Pacific-10 Conference became a reality. In 1986-87, the league took on a new look, expanding to include 10 women's sports. Since then, the Conference has been considered the premiere league in women's athletics, securing the most NCAA titles in women's sports of any conference nearly every year.

Thomas C. Hansen was named the Commissioner of the Pac-10 in 1983, a role he would hold for 26 years until 2009, and was succeeded by current Commissioner Larry Scott, who took on the new role in July 2009.

During the 2010-11 academic year, the University of Colorado accepted its invitation to join the Pac-12 on June 11, 2010, and on June 17, 2010, the University of Utah agreed to join the Conference. The Buffaloes and Utes officially became the 11th and 12th members of the Conference on July 1, 2011, the first additions to the league since 1978.

It was during that 2010-11 academic year that Scott helped deliver monumental changes that transformed the Conference into a modern 12-team league. In addition to expanding to 12 teams, member institutions agreed to equal revenue sharing for the first time in the Conference's history, created two divisions - the North and the South, for football only and established a Football Championship Game for the first time ever. He also secured a landmark media rights deal that dramatically increased national exposure and revenue for each school, establishing the Pac-12 Networks and Pac-12 Digital Network that guaranteed enhanced exposure across all sports.

Currently, the Pac-12 sponsors 11 men's sports and 11 women's sports. Additionally, the Conference is a member of the Mountain Pacific Sports Federation (MPSF) in four other men's sports and three women's sports.

The Pac-12 Conference offices are located in the heart of San Francisco in the SOMA district.

2014 Arizona Football Media Guide



COLLEGE FOOTBALL PLAYOFF

2014-15 College Football Bowl Schedule

Bowl Game	Date Time (ET) Network	Site	Matchup
<i>Christmas Bowl</i>	TBA TBA TBA	Los Angeles, Calif.	Pac-12 vs. MWC
Military Bowl	TBA TBA TBA	Annapolis, Md.	ACC vs. The American
Russell Athletic Bowl	TBA TBA TBA	Orlando, Fla.	ACC vs. Big 12
<i>Valley of the Sun Bowl</i>	TBA TBA TBA	Tempe, Ariz.	Big 12 vs. Pac-12
Franklin American Mortgage Music City Bowl	TBA TBA TBA	Nashville, Tenn.	ACC/Big Ten vs. SEC
Duck Commander Independence Bowl	TBA TBA TBA	Shreveport, La.	ACC vs. SEC
AutoZone Liberty Bowl	TBA TBA TBA	Memphis, Tenn.	Big 12 vs. SEC
Birmingham Bowl	TBA TBA TBA	Birmingham, Ala.	SEC vs. The American
R+L Carriers New Orleans Bowl	Sat., Dec. 20 11 a.m. ET TBA	New Orleans, La.	C-USA vs. Sun Belt
<i>Gildan New Mexico Bowl</i>	Sat., Dec. 20 2:20 p.m. ET ESPN	Albuquerque, N.M.	Pac-12 vs. MWC
<i>Royal Purple Las Vegas Bowl</i>	Sat., Dec. 20 3:30 p.m. ET ABC	Las Vegas, Nev.	Pac-12 vs. MWC
Famous Idaho Potato Bowl	Sat., Dec. 20 5:45 p.m. ET ESPN	Boise, Idaho	MAC vs. MWC
Raycom Media Camellia Bowl	Sat., Dec. 20 9:15 p.m. ET ESPN	Montgomery, Ala.	MAC vs. Sun Belt
Miami Beach Bowl	Tues., Dec. 23 TBA TBA	Miami, Fla.	BYU vs. The American
Boca Raton Bowl	Tues., Dec. 23 6 p.m. ET ESPN	Boca Raton, Fla.	C-USA vs. MAC
San Diego County CU Poinsettia Bowl	Tues., Dec. 23 9:30 p.m. ET ESPN	San Diego, Calif.	MWC vs. Navy
Bahamas Bowl	Wed. Dec. 24 12 p.m. ET ESPN	Nassau, Bahamas	C-USA vs. MAC
Sheraton Hawaii Bowl	Wed., Dec. 24 8 p.m. ET ESPN	Honolulu, Hawaii	C-USA vs. MWC
Heart of Dallas Bowl	Fri., Dec. 26 1 p.m. ET ESPN	Dallas, Texas	Big Ten/Big 12 vs. C-USA
Beef 'O' Brady's Bowl	Fri., Dec. 26 8 p.m. ET ESPN	St. Petersburg, Fla.	ACC vs. The American
<i>Hyundai Sun Bowl</i>	Sat., Dec. 27 2 p.m. ET CBS	El Paso, Texas	ACC vs. Pac-12
New Era Pinstripe Bowl	Sat., Dec. 27 TBA ESPN	Bronx, N.Y.	ACC vs. Big Ten
<i>National University Holiday Bowl</i>	Sat., Dec. 27 8 p.m. ET ESPN	San Diego, Calif.	Big Ten vs. Pac-12
AdvoCare Texas Bowl	Mon., Dec. 29 9 p.m. ET ESPN	Houston, Texas	Big 12 vs. SEC
Detroit Bowl	Tues., Dec. 30 TBA TBA	Detroit, Mich	Big Ten vs. ACC
Belk Bowl	Tues., Dec. 30 6:45 p.m. ET ESPN	Charlotte, N.C.	ACC vs. SEC
<i>San Francisco Bowl</i>	Tues., Dec. 30 10 p.m. ET ESPN	Santa Clara, Calif.	Big Ten vs. Pac-12
Chick-fil-A Peach Bowl	Wed., Dec. 31 TBA ESPN	Atlanta, Ga.	At-Large/Group of 5 vs. At-Large/Group of 5
Fiesta Bowl	Wed., Dec. 31 TBA ESPN	Glendale, Ariz.	At-Large/Group of 5 vs. At-Large/Group of 5
Discover Orange Bowl	Wed., Dec. 31 TBA ESPN	Miami, Fla.	ACC Champ/At-Large vs. Big Ten/SEC/Notre Dame
Capital One Bowl	Thurs., Jan. 1 1 p.m. ET ABC	Orlando, Fla.	ACC/Big Ten vs. SEC
Outback Bowl	Thurs., Jan. 1 1 p.m. ET ESPN2	Tampa, Fla.	Big Ten vs. SEC
AT&T Cotton Bowl	Thurs., Jan. 1 1 p.m. ET ESPN	Arlington, Texas	At-Large vs. Group of Five
Playoff Semifinal Rose Bowl	Thurs., Jan. 1 5 p.m. ET ESPN	Pasadena, Calif.	By committee
Playoff Semifinal Sugar Bowl	Thurs., Jan. 1 8 p.m. ET ESPN	New Orleans, La.	By committee
Lockheed Martin Armed Forces Bowl	Fri., Jan. 2 12 p.m. ET ESPN	Fort Worth, Texas	Army vs. The American
TaxSlayer Bowl	Fri., Jan. 2 TBA ESPN	Jacksonville, Fla.	ACC/Big Ten vs. SEC
<i>Valero Alamo Bowl</i>	Fri., Jan. 2 6:45 p.m. ET ESPN	San Antonio, Texas	Big 12 vs. Pac-12
<i>Cactus Bowl</i>	Fri., Jan. 2 10:15 p.m. ESPN	Tempe Ariz.	Pac-12 vs. Big Ten
GoDaddy Bowl	Sun., Jan. 4 9 p.m. ET ESPN	Mobile, Ala.	MAC vs. Sun Belt
Championship Game	Mon., Jan. 12 8:30 p.m. ET	Arlington, Texas	Rose Bowl winner vs. Sugar Bowl winner

Italicized: Pac-12 Bowl Game

*schedule as of 6.11.14

2014 Arizona Football Media Guide

Arizona Sports Hall of Fame

The University of Arizona Sports Hall of Fame was established in 1976 with a charter class of 22 and since has grown to accord nearly 350 individuals, teams and relays the highest honor given in UA athletics. Of those, some 70 have UA football in their resumes.

Alphabetical Roster

(FB lettermen in bold; induction year following each member)

Jon Thaddeus Abbott, 1979

Abdi Abdurahman, 2004
 Chrissy Ahmann, 1997
 Leah O'Brien Amico, 2002
 Pam Tryon Ambrosio, 2002
 Malachi Andrews, 1979
Mark Arneson, 1976
 Jake Arnold, 2012
 Pat Arnold, 1976
 Marisa Baena, 2004
 Betty Barber, 1997
 Adia Barnes, 2003
 Ricky Barnes, 2008
 Lauren Bauer, 2006
 Anna Basaldua, 1998
Michael Bates, 1999
 Amanda Beard, 2008
 Mari Bailey Bell, 1980
Theopolis (T) Bell, 1979
 David Berganio, 1998
 Lindsey Berryman, 2008
 Mike Bibby, 2006
John Black, 1979
Teddy Bland, 1980
 Leon Blevins, 1985
 Beth Botsford, 2008
Tony Bouie, 2000
 Leah Braatz, 2003
 David Breen, 1993
 J.C. Broughton, 1999
Ed Brown, 1997
 Mary Kay Brown, 1993
 Dale E. Brumit, 1980
 Laurie Brunet, 1983
Tedy Bruschi, 2000
 Dana Burkholder, 2007
 Frank Busch, 2011
 Simon Burnett, 2011
Ken Cardella, 1994
 Marie Nicholson Carter, 1985
 Edward J. Caruthers, 1976
 Chad Carvin, 2001
Chuck Cecil, 1993
 Paul Chamberlain, 1996
 Kelly Chaplin, 1993
 Tara Chaplin, 2007
 Amy Chellebold, 2000
 Brian A. Cheney, 1980
 Teresa Cherry, 1993
 Robert Cheseret, 2011
 Marguerite Chesney, 1976
 Alix Creek Chesno, 2000
 Dick Clausen, 1998
 Wes Clements, 1986
Carl W. Cooper, 1979
 Lorraine Costanzo, 1991
 Candy Costie-Burke, 1990
 Martha Thomas Coutchie, 1990
 Jennifer Dalton (Hill), 2001
 Jenna Daniels, 2005
Michael D. Dawson, 1978
 Marc Davis, 1997
 Debby Day, 1997
 Rick Demont, 1999
 Cedric Dempsey, 1994
 Bill Dent, 1991
 George Di Carlo, 1990
 Maxine McCain Dick, 1977
Waldo M. Dicus, 1978
James D. Donarski, 1992
 Larry Dunn, 1987
 Allan Durden, 1991
James Elliott Duseath, 1978
 Andrea Neary Dutoit, 2006
 Bob Elliott, 1982
 Sean Elliott, 1994

Matt Encinas, 1995
 Fred A. Enke, 1976
Fred W. Enke, 1976
 Scott Erickson, 1998
Byron Evans, 1992
 Nancy Evans, 2003
 Rand Evett, 2005
 Claire Febvay, 2010
 Lyndon Ferns, 2011
 Irma Ficzeri, 1981
John Fina, 2002
 Jennie Finch, 2007
 Albert Fleming Jr., 1978
 John Fouse, 1995
 Stacey Fowlkes, 1998
 Terry Francona, 1985
 Jim Furyk, 1997
 Dale Frederick, 2000
 Robert Gamez, 1995
 Jason Gardner, 2008
 Carla Garrett, 1996
 Jeanne Doyle Garrett, 1995
 Jim Gault, 2003
Martin Gentry, 1978
 George Genung, 1997
 F.T. (Limey) Gibbings, 1977
 Ina Gittings, 1976
 Matt Giusto, 1993
 Kim Glass, 2011
 Brianna Glenn, 2007
 John Glenn, 2004
 Russ Gragg, 2004
Jason Wilbur Greer, 2006
Tom C. Greenfield, 1980
Rollin T. Gridley, 1982
 Richard Griesser, 2003
 Natalie Gulbis, 2010
 Kristi Gunning, 2006
 Walter "Chip" Hale, 1994
 Alan Hall, 1996
 Joan Hansen, 1987
 Joy Hansen, 1989
Bill Hargis, 1988
 Ronald W. Hassey, 1981
Burrell R. Hatcher, 1986
 Paul Hatcher, 1993
 James H. Hearon, 1987
 Jamie Heggen, 1998
 Ronald C. Henderson, 1981
 Gilbert Heredia, 1994
Joe Hernandez, 1978
Bruce A. Hill, 1981
 Mary Hines, 1987
 Trevor Hoffman, 2011
Thomas "Shanty" Hogan, '95
 Alicia Hollowell, 2011
 Mary Cunningham Hoover, 2008
 Gayle P. Hopkins, 1976
 Heidi Hornbeek, 2005
 Derek Huff, 1994
 Tanya Hughes, 1999
Ricky C. Hunley, 1989
 Thom Hunt, 1986
Marty Hurd, 2008
 Marie Jacks, 1976
 Bob Jackson, 2010
 Pat Jackson, 2001
 Trina Jackson, 2005
 Richard Jefferson, 2010
 Alison Johnson McCutcheon, 2004
 Chris Johnson, 1985
 Diane C. Johnson, 1987
 R. Drue Johnson, 1990
 Katrena Johnson, 1992
 Roger E. Johnson, 1977
 Scot Bryan Johnson, 1995
Vance Johnson, 1991
 Karl Johnstone, 1983
 Lovieanne Jung, 2008
 Caren Kemner, 1992
 Steve Kerr, 1993
 Jerry Kindall, 1996
 Martina Koch, 1995
 Martin Keino, 2000
 Denali Knapp Garcia, 2006
 Lawrence Lee Kreigbaum, 1983
 Kathleen Ann Krucker, 1994
 Dr. Emil L. Larson, 1979
 Donald Edward Lee, 1981

Craig Lefferts, 1985
Henry E. (Hank) Leiber, 1977
 William J. Lenoir, 1977
 Eddie Leon, 1976
 C. Zaner (Zip) Leshner, 1982
Darryll Lewis, 1995
Leon Fred Levy, 1978
 Leta Lindley, 1999
 Amy Linnen, 2009
Warren Livingston, 1991
 Kenny Lofton, 1995
Bill Lueck, 1984
Art Luppino, 1976
 Elizabeth Ann (Beth) Lutz, 1981
Chris McAlister, 2003
 Nancy MacBeth, 1991
Harold A. McClellan, 1980
 Ernie McCray, 1988
 James F. (Pop) McKale, 1976
 Melissa McLinden, 1991
 Vicky Maes, 2003
Herbert "Red" Mann, 2002
 Robin Marks, 2002
 Toni Mascarenas, 2006
 Emily Mason, 2010
 Omar Ojeda, 2008
 Michelle Oldham, 2000
 Julie Olson, 2004
Orville (Speedy) McPherson, 1981
 Joe Magrane, 1992
 Jane Martindell, 1996
 Donna Mayhew, 1989
Steve McLaughlin, 2000
 Eric Meeks, 1993
 Harry Messick, 2006
 Whitney Meyers, 2012
 Esko Mikkola, 2005
 Miilo Mileusnich, 1993
 Chris Mills, 2000
 Jody Miller Pruitt, 1998
 Michelle Mitchell, 1988
 Diane Monty, 1996
 Anita Moss, 1989
 Charles Mosse, 1993
 Dave Murray, 2002
 Robert Murray, 2003
 Lou Myers, 1984
 Chris Nallen, 2009
 Bill Nelson, 1997
 Patrick Nduwimana, 2006
 Ryk Neethling, 2005
Walter R. Nielsen, 1976
 Michael Earl Nolan, 1996
Dennis Northcutt, 2006
 Ed Nymeyer, 1997
 Lorena Ochoa, 2009
Hubert Oliver, 1985
 Gerald A. (Tex) Oliver, 1980
 Lute Olson, 2009
 Helen Edwards Osbourne, 1982
Glenn Parker, 2001
 Susie Parra, 1999
Harold (Porque) Patten, 1984
 Christian Pena, 1996
 Martin Pepper, 2001
 Seth Pepper, 1998
 Mary Pilgrim, 1978
 Leticia Pineda, 2004
 Mariusz Podkoscielny, 1997
 Dan Pohl, 1985
 Shawntinice Polks, 2011
 Don Pooley, 1984
W. Asa Porter, 1987
 Joan McCormick Powell, 1994
 Steve Powers, 1994
 Ted Purdy, 2005
 Aaron Ramirez, 1992
 Hadie Redd, 1992
 Khalid Reeves, 2001
 Meg Ritchie, 1988
Lincoln A. Richmond, 1977
 Adam Ritter, 2012
Randy Robbins, 1990
 Mary Pavlich Roby, 1989
 Harry Rudolph, 1998
 Tracy Ruiz-Comforto, 1990
Robert P. Ruman, 1980
 Gary Rushing, 1989
 Warren Stanford Rustand, 1978

Rory Sabbatini, 2004
John Byrd Salmon, 1976
Clarence (Bud) Sample, 1988
 Frank Sancel, 1976
 Roland Schoeman, 2007
 Joan Scott, 1992
 John P. Schaefer, 1997
 Tim Shaw, 1994
 Charles Shoemaker, 1991
 Larry Silveira, 2003
 Miles Simon, 2005
Chris Singleton, 1995
 Joseph G. Skaisgir, 1977
 Amy Skieresz, 2004
 Brenda Sleenwenhoeck, 1999
Alter Louis Slonaker, 1976
Bronco M. Smiland, 1980
 Marshi Smith, 2011
 J.T. Snow, 2009
 Fred Snowden, 1988
 Frank W. Soltys, 1988
 Orton Craig Sorensen, 1999
 Annika Sorenstam, 1999
 Mike Springer, 1993
 Julie Standering, 1996
Henry R. Stanton, 1976
 Damon Stoudamire, 2000
 David W. Stegman, 1981
 Jerry Stitt, 2007
Robert Svob, 1985
 Albert Sye, 2001
 Ashley Tappin, 2002
 Carl L. Thomas, 1977
 Edward Thomas, 1990
Robert Lee Thompson, 1979
 Sara Tolar, 2007
Joe Toffemire, 1994
 Harold Tovrea, 1987
 Charles S. Tribolet, 1978
 John Tushaus, 1977
 Morris K. (Mo) Udall, 1977
Elmer F. Vickers Jr., 1977
 Patricia Vold, 1995
 Ed Vosberg, 2000
 Ruth Waithera-Nganga, 1990
Rob Waldrop, 1998
Jackie Wallace, 1983
 Luke Walton, 2010
 Laura Espinoza Watson, 2000
Edward A. Wilson, 1980
Edward Wolgast, 1989
 Sidney Sterling Woods, 1978
 George R. Young, 1976
Jim Young, 1996
 Manny Zerman, 1998
Maximiano J. Zendejas, 1999

Team Inductees

(National Champions, automatic induction)

1914 Football Team
 1931 Polo Team
 1976 Baseball Team
 1979 Duet Synchro Swimming
 1979 Trio Synchro Swimming
 1979 Routine Synchro
 1980 Synchronized Swimming
 1980 Baseball Team
 1981 Synchronized Swimming
 1981 Duet Synchro Swimming
 1981 Trio Synchro Swimming
 1983 Synchro Team Routine
 1984 Synchronized Swimming
 1984 Trio Synchro Swimming
 1985 Synchro Team Routine
 1986 Baseball Team
 1991 Softball Team
 1992 Men's Golf Team
 1993 Softball Team
 1993 Men's 200 Medley Relay
 1994 Softball Team
 1996 Women's Golf Team
 1996 Softball Team
 1996 Women's 200 Free Relay
 1997 Men's Basketball Team
 1997 Softball Team
 1997 Women's 200 Free Relay
 1998 Women's 200 Free Relay
 1998 Women's 800 Free Relay

1998 Women's 400 Free Relay
 1999 Women's 400 Free Relay
 2000 Women's 800 Free Relay
 2000 Women's Golf Team
 2001 Women's Softball Team
 2002 Women's 800 Free Relay
 2006 Women's Softball Team
 2007 Women's Softball Team
 2008 Men's Swimming Team
 2008 Women's Swimming Team

Selection Process

The Hall of Fame induction committee meets annually to elect the incoming class from nominations submitted by anyone in the UA community. New inductees must receive two-thirds of a quorum of the committee's membership, which must be present at the meeting.