

Earthquake®



Table of Contents



Cultivators

MT440: 4-Cycle Multi-Tool.....5

Front Tine Rototillers

VECTOR™: Compact Front Tine Tiller With Viper® Engine8

3365B: Full-Size Front Tine Tiller With Briggs & Stratton® Engine9

3365PS: Full-Size Front Tine Tiller With Briggs & Stratton® Engine.....9

Rear Tine Rototillers

6015B: Compact Counter Rotating Rear Tine Tiller With Briggs & Stratton® Engine..... 11

Earth Auger Powerheads & Earth Augers

E43: 1-Man Earth Auger Powerhead With Viper® Engine 13

Dually™: 1- Or 2-Man Earth Auger Powerhead With Viper® Engine 13

9800B: 2-Man Earth Auger Powerhead With Briggs & Stratton® Engine 14

Earth Augers 15

Earth Auger Blades & Extensions..... 15

Edger

WE43: 2-Cycle Walk-Behind Edger 17

Chipper Shredders

CS6V: 212cc Chipper Shredder With Viper® Engine 18

CS6: 205cc Chipper Shredder With Briggs & Stratton® Engine 19

CS10: 305cc Chipper Shredder With Briggs & Stratton® Engine 19

Log Splitter

W1265B: 12 Ton Log Splitter 21

Loading Ramps

..... 22

Accessories

..... 23

Product Specifications

..... 23



DEALER LOCATOR

To find your nearest Earthquake™ Stockist,
scan this QR code with your smartphone,
visit www.earthquakegarden.co.uk
or call 01963 828055



CREATING POWERED GARDEN EQUIPMENT FOR **MORE THAN FIFTY YEARS**


It started in 1960 with three men, the Ardis Quick Digger and a small metal fabricating shop in Cumberland, Wisconsin. Today, Earthquake™ has grown into a world-wide producer of quality powered garden equipment that has stood the test of time. With more than 50 years of expertise in the lawn and garden market, Earthquake™ delivers an ever-expanding line of dependable, affordable and functional garden products you can trust.

From product design to customer service, from start to finish, Earthquake™ takes pride in its legacy in the powered garden equipment industry. We are dedicated to ensuring you have the best equipment to get those tough outdoor jobs done right—all whilst enjoying the beauty Mother Nature has to offer. It's about proven equipment from a proven leader—all for you! That's Earthquake™!

MULTI-TOOL


**POUND FOR POUND...
THE HARDEST WORKING
TOOL IN THE GARDEN**

NEW
4-CYCLE
MULTI-TOOL



£319.00 inc VAT

VIDEO



FREE Accessories

MT440 4-Cycle Multi-Tool

The Earthquake™ MT440 4-Cycle multi-tool can weed, mix in fertiliser and mulch or aerate soil. The high-performance 40cc Viper® engine delivers the right amount of power to work through all different types of pre-tilled soil, with the clean and quiet performance of a 4-cycle engine.



Powerful & Clean - Largest-in-class 40cc 4-cycle engine.



Convenient & Quiet - Four-cycle engine requires no mixing of oil and fuel, and runs quieter.



Stand-Up Starting - Start and stop comfortably from behind the handlebars without bending over.




Long Lasting - Superior air filter design keeps engine-damaging dirt outside of the engine.

SPECIFICATIONS

Engine Brand	Viper®
Engine DISP, Type	40cc, 4-cycle Pull Start
Tilling Width	6 in, 10 in
Tilling Depth	8 in
Tine Speed	250 rpm
Wheel Size	7 in
Gear Ratio	32:1
Weight	32 lb (14.5 kg)

PART ID: ARCU23



5 YEAR WARRANTY

Includes FREE Accessories

Edger Kit rrp £32.00

Wheel Kit rrp £28.00

MULTI-TOOL ACCESSORIES



£106.00 inc VAT

DETHATCHER KIT

Attach the dethatcher kit to dethatch your lawn and promote healthy growth.

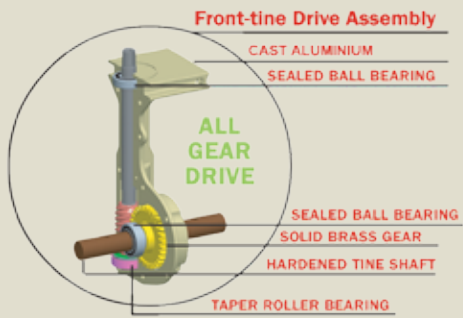
Item Number: ARVT56

FRONT TINE ROTOTILLERS

GEAR DRIVEN
FOR RELIABLE TILLING



ALL GEAR DRIVE



Aluminium gear drive housing with heavy duty brass gear ensures ultimate reliability.

3365 SERIES FRONT TINE ROTOTILLERS



Earthquake's revolutionary cast iron wheel mount allows the user to switch between transport and tilling with a simple lift of the handlebar. This provides effortless transport and greater ease of use. In addition, the 3365's adjustable drag stake helps till tough soil evenly.

VECTOR FRONT TINE ROTOTILLERS

Simply remove the outer tines and shields to create the perfect working width for the task at hand. In seconds you can set the tilling width at 11", 16" or 21", perfect for everything from a small border to a larger vegetable patch or allotment.



FRONT TINE ROTOTILLERS

GEAR DRIVEN
FOR RELIABLE TILLING

FRONT TINE ROTOTILLERS



£425.00 inc VAT

VECTOR™ Compact Front Tine Tiller With Viper® Engine

The Earthquake™ VECTOR™ front tine rototiller offers ultimate manoeuvrability and balance with the power of a full-size model. The trajectory of the handlebars intersect with the tine shaft, so you have more control over the working tool. Low centre of gravity puts the weight where the work is for greater stability and performance.



Versatility - Full-size tilling and compact cultivating.



Stability - Low centre-of-gravity, puts the weight where the work is.



Manoeuvrability - Can turn 180 degrees within its own footprint.



Durable - Ball bearing, brass gear drive transmission.

SPECIFICATIONS


Engine Brand	Viper®
Engine DISP, Type	99cc, 4-cycle
Engine Rating	3.32 ft-lb max torque
Tilling Width	11 in, 16 in, 21 in
Tilling Depth	11 in
Tine Speed	176 rpm
Wheel Size	8 in
Weight	90 lb (41 kg)

PART ID: ARCU22



£535.00 inc VAT

VIDEO



£589.00 inc VAT

VIDEO



3365B Full-Size Front Tine Tiller With Briggs & Stratton® Engine

The Earthquake™ 3365B front tine rototiller features a two-position, heavy-duty, cast iron tail and wheel assembly. With the wheels in the forward position, transport is easy. In the extended position, the centre of gravity is lowered for incredible control and deep-tilling performance in the row.



Simply the Best - The indisputable leader in high-performance front tine tilling.



Stability - Long wheel-to-tine base and optimal weight distribution for in-row control.



Rugged Durability - Brass gear drive transmission, heavy forged tines and all steel construction.



Easy Transport - Large wheel, two-position, cast iron tail system makes transport simple.

SPECIFICATIONS

Engine Brand	Briggs & Stratton®
Engine DISP, Type	190cc, 4-cycle
Engine Rating	6.50 ft-lb gross torque
Tilling Width	11 in, 16 in, 21 in
Tilling Depth	11 in
Tine Speed	160 rpm
Wheel Size	11 in
Weight	104 lb (47 kg)

PART ID: ARCU01

3365PS Full-Size Front Tine Tiller With Briggs & Stratton® Engine

The Earthquake™ Pro Series 3365PS front tine rototiller features ergonomic padded handles for comfortable control, with a front bumper bar for extra durability and easy transportation. The Briggs & Stratton® 850 Series engine offers extra power and unbeatable reliability over hours of use.



Simply the Best - The indisputable leader in high-performance front tine tilling.



Stability - Long wheel-to-tine base and optimal weight distribution for in-row control.



Rugged Durability - Brass gear drive transmission, heavy forged tines and all steel construction.



Easy Transport - Large wheel, two-position, cast iron tail system makes transport simple.

SPECIFICATIONS

Engine Brand	Briggs & Stratton®
Engine DISP, Type	190cc, 4-cycle
Engine Rating	8.25 ft-lb gross torque
Tilling Width	11 in, 16 in, 21 in
Tilling Depth	11 in
Tine Speed	160 rpm
Wheel Size	11 in
Weight	108 lb (49 kg)

PART ID: ARCU04

REAR TINE ROTOTILLERS

SELF-PROPELLED POWER
AND CONTROL

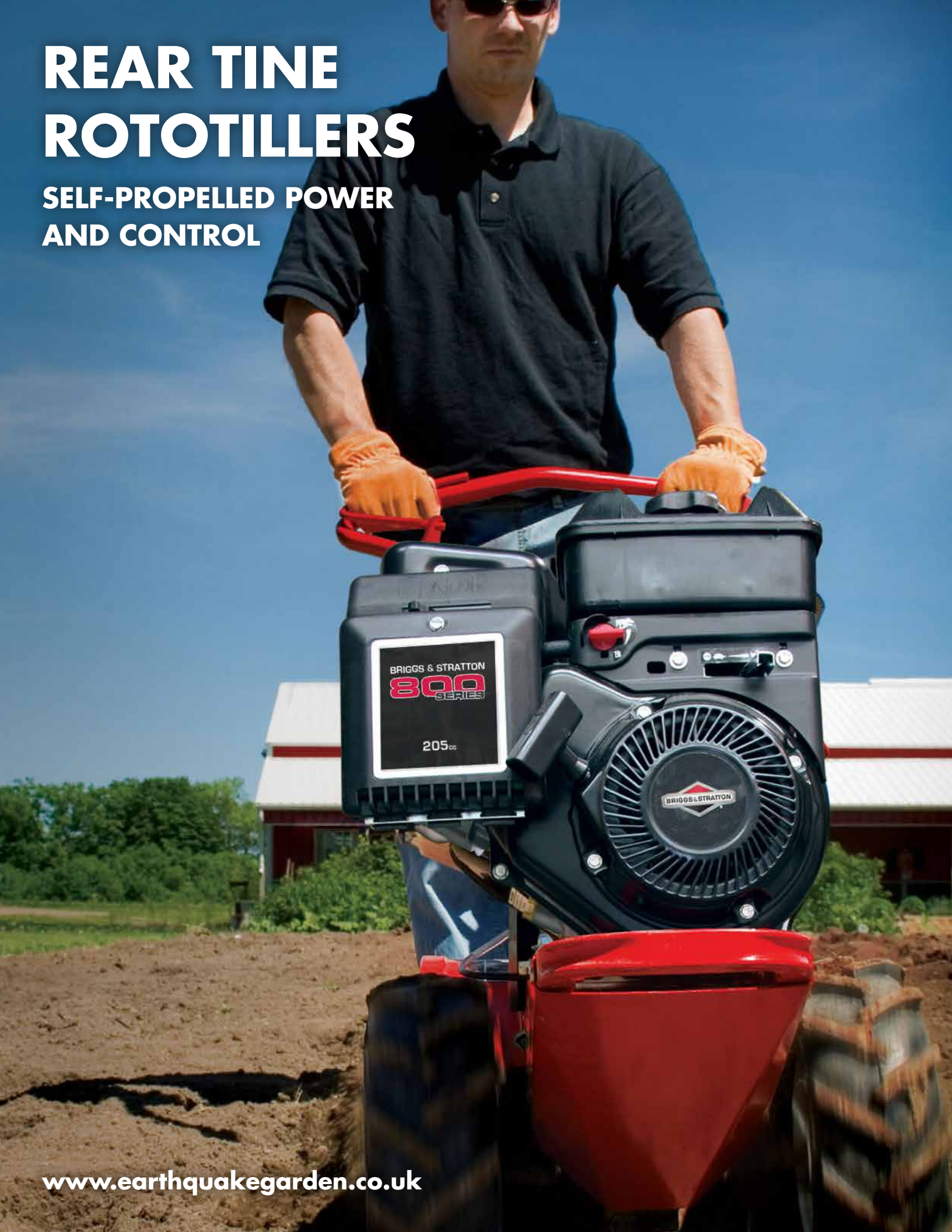





image for illustration only



£749.00 inc VAT

VIDEO



6015B Compact Counter Rotating Rear Tine Tiller With Briggs & Stratton® Engine

The Earthquake™ 6015B rear tine rototiller delivers the ultimate combination of power and size. Rear-mounted tines till stubborn dirt easily with a high-performance Briggs & Stratton® engine. We have engineered a compact rear tine rototiller with the same power as its larger competitors.



Easy - Single-handed control through soil.



Durable - Cast iron, brass gear drive transmission.



Balanced - Stable and manoeuvrable in the row.



Compact - Full-sized power in a compact frame.



image for illustration only

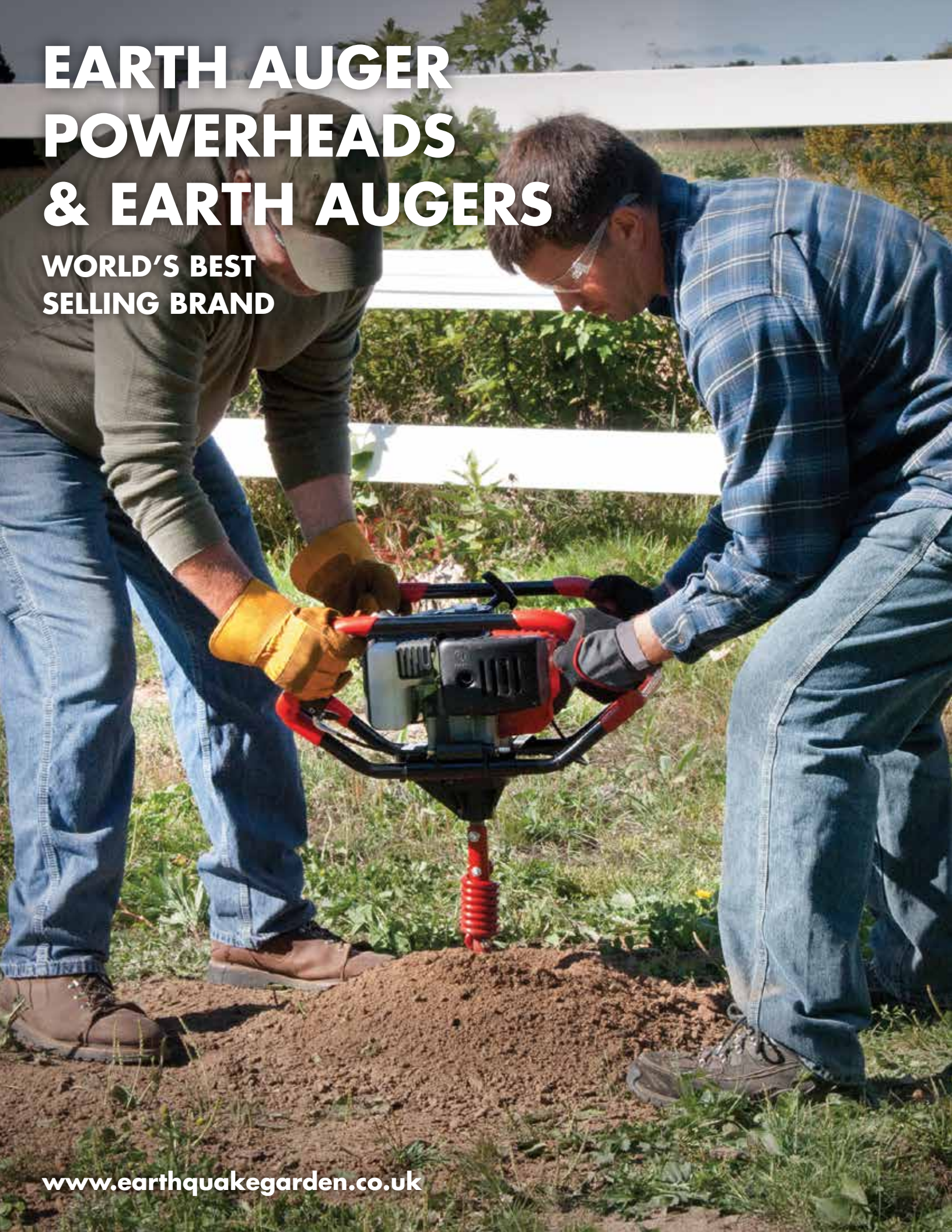
SPECIFICATIONS

Engine Brand	Briggs & Stratton®
Engine DISP, Type	205cc, 4-cycle
Engine Rating	8.00 ft-lb max torque
Tilling Width	16 in
Tilling Depth	10 in
Direction Control	Forward
Tine Rotation	Counter Rotating
Weight	145 lb (65.7 kg)

PART ID: ARCU11

EARTH AUGER POWERHEADS & EARTH AUGERS


WORLD'S BEST
SELLING BRAND





£319.00 inc VAT

VIDEO



E43 1-Man Earth Auger Powerhead With Viper® Engine

Earthquake™ is the largest manufacturer of earth augers in the world, and with the E43 powerhead you can drill deep into the earth in just seconds. Engineered to be reliable and long-lasting, Earthquake™ powerheads make any digging project easier and faster.



Dependable - America's most trusted brand, with over 500,000 sold.



Durable - Ball bearing, alloy gear transmission.



Long Lasting - Industrial air filtration keeps dirt out.



Tough - Welded, steel handlebar.

SPECIFICATIONS

Engine Brand	Viper®
Engine DISP, Type	43cc, 2-cycle
Output Torque	46.5 ft-lb
Gear Ratio	30:1
Max RPM	250
Shaft Diameter (3/8 inch cross hole)	7/8 in
Auger Diameters (inches)	2, 3, 4, 6, 8, 10
Weight	22 lb (10 kg)

PART ID: ARVT08



£405.00 inc VAT

VIDEO



Dually™ 1- Or 2-Man Earth Auger Powerhead With Viper® Engine

The world's first one OR two-man powerhead handles big tasks with two operators and can be run easily with a single operator - a first for powered earth augers. Virtually indestructible Jobsite handlebars protect the unit from abuse, while the 52cc Viper® engine powers through any job.




Versatile - Easy one or two-man operation.



Tough - Jobsite handlebar protects engine.



Powerful - Delivers 62 ft-lb of output torque.



Durable - Ball bearing, alloy gear transmission.

SPECIFICATIONS

Engine Brand	Viper®
Engine DISP, Type	52cc, 2-cycle
Output Torque	62 ft-lb
Gear Ratio	30:1
Max RPM	285
Shaft Diameter (3/8 inch cross hole)	7/8 in
Auger Diameters (inches)	2, 3, 4, 6, 8, 10
Weight	24 lb (10.8 kg)

PART ID: ARVT17

EARTH AUGER POWERHEADS & EARTH AUGERS

WORLD'S BEST
SELLING BRAND



EARTH AUGER POWERHEADS



£589.00 inc VAT




9800B 2-Man Earth Auger Powerhead With Briggs & Stratton® Engine

The Earthquake™ two-man 9800B powerhead packs the power of a Briggs & Stratton® engine. The solid steel, heat treated alloy gears and the 3 inch centrifugal clutch provide added durability. This heavy-duty unit is able to tackle a wide range of soils and bores a hole as large as 14 inches in diameter with exceptional control.



Powerful - Briggs & Stratton® engine delivers 202 ft-lb output torque.



Durable - Ball bearing, brass gear drive transmission.



Tough - Welded, steel cage.



Leverage - Wide handle placement for maximum control.

SPECIFICATIONS

Engine Brand	Briggs & Stratton®
Engine DISP, Type	190cc, 4-cycle
Engine Rating	6.75 ft-lb gross torque
Output Torque	202 ft-lb
Gear Ratio	30:1
Max RPM	121
Auger Diameters (inches)	2, 3, 4, 6, 8, 10, 12, 14
Weight	52 lb (23.5 kg)

PART ID: ARVT16



EARTH AUGERS

Earthquake™ earth augers feature fishtail points and flex coil shock absorbers. These two features provide precision and control when drilling through tough soils.

EARTH AUGERS W/ FISHTAIL & FLEX COIL

Model Name	Item Number / RRP
10 in Auger	ARVT09 / £180.00 inc VAT
8 in Auger	ARVT06 / £159.00 inc VAT
6 in Auger	ARVT04 / £149.00 inc VAT

EARTH AUGERS W/ FISHTAIL

Model Name	Item Number / RRP
4 in Auger	ARVT11 / £138.00 inc VAT
3 in Auger	ARVT10 / £127.00 inc VAT
2 in Auger	ARVT12 / £123.00 inc VAT

TREE POTTING AUGERS (FOR USE WITH 2-MAN POWERHEADS)

Model Name	Item Number / RRP
12 in Tree Potting Auger	ARVT14 / £212.00



EARTH AUGER BLADES & EXTENSIONS

Earthquake™ Dealers and Original parts are the best in the business. Visit www.earthquakegarden.co.uk to find your nearest Earthquake Dealer.

REPLACEMENT BLADES

Model Name	Item Number
14 in Replacement Blade	AREB14
12 in Replacement Blade	AREB12
10 in Replacement Blade	AREB10
8 in Replacement Blade	AREB8
6 in Replacement Blade	AREB6
4 in Replacement Blade	AREB4

HEAVY-DUTY TUNGSTEN CARBIDE

Model Name	Item Number
10 in HD Replacement Blade	AREB10HD
8 in HD Replacement Blade	AREB8HD
6 in HD Replacement Blade	AREB6HD

EARTH AUGER EXTENSIONS

Model Name	Item Number
18 in Extension, 7/8 in Shaft	AREXT18
12 in Extension, 7/8 in Shaft	AREXT12

LAWN EDGER

A TIDY FINISH FOR
YOUR LAWN



£319.00 inc VAT

WE43 2-Cycle Walk-Behind Edger

The Earthquake™ WE43 edger provides an easy, affordable alternative to back-breaking manual edgers. The 43cc Viper® engine has the power to cut at maximum depth even in hard soil. Manicure your lawn and driveway like a professional.



Powerful - Full depth cuts in all soil types.



Durable - Belt-free, gear driven blade.



Adjustable - Four cutting depths.



Manoeuvrable - Over-hand operator position provides superior control.

SPECIFICATIONS

Engine Brand	Viper®
Engine DISP, Type	43cc, 2-cycle
Transmission	Gear
Blade Size (diameter)	9 in
Cutting Depths	0 to 3 in
Wheel Size	7 in
Weight	28 lb (12.7 kg)

PART ID: ARVT60



CHIPPER SHREDDERS

RECYCLE YARD WASTE INTO RICH MULCH



www.earthquakegarden.co.uk

CHIPPER SHREDDERS



£675.00 inc VAT

CS6V 212cc Chipper Shredder With Viper® Engine

The Earthquake™ CS6V chipper shredder is the first-ever with a high-performance Viper® engine. This chipper shredder offers maximum power at the point of impact and a large rotor creates 25% more suction than competitors. The heavy-duty knives and hammers are combined with a metal cone, providing extra durability.



Versatile - Mulch leaves, twigs, garden waste and branches up to two inches.



Tough - Even hardwood and palm fronds reduced easily.



Easy - No screen design for clog-free operation.



Utility - Optional Vac Kit to vacuum and shred small debris.

SPECIFICATIONS

Engine Brand	Viper®
Engine DISP, Type	212cc, 4-cycle OHV
Engine Rating (EPA)	8.85 ft-lb max torque
Hammers	2 J and 2 Tri
Grinding Chamber	2.5 in x 14 in
Rotor	Steel
Hopper	16.75 in x 13.25 in
Weight	110 lb (50 kg)

PART ID: ARVT13



£799.00 inc VAT



£999.00 inc VAT

CS6 205cc Chipper Shredder With Briggs & Stratton® Engine

This Earthquake™ chipper shredder offers maximum power at the point of impact. The largest rotor gives Earthquake™ 25% more suction in the hopper. A metal cone and high-powered 205cc Briggs & Stratton® engine gives you the durability and shredding strength to turn garden waste into the perfect mulch.



Versatile - Mulch leaves, twigs, garden waste and branches up to two inches.



Tough - Even hardwood and palm fronds reduced easily.



Easy - No screen design for clog-free operation.



Utility - Optional Vac Kit to vacuum and shred small debris.

SPECIFICATIONS

Engine Brand	Briggs & Stratton®
Engine DISP, Type	205cc, 4-cycle
Engine Rating	9.00 ft-lb gross torque
Hammers	2 J and 2 Tri
Grinding Chamber	2.5 in x 14 in
Rotor	Steel
Hopper	16.75 in x 13.25 in
Weight	107 lb (48.7 kg)

PART ID: ARVT01

CS10 305cc Chipper Shredder With Briggs & Stratton® Engine

The patented dual triangular hammer design matched up with a powerful 305cc Briggs & Stratton® engine make this a powerful Earthquake™ chipper shredder for the serious lawn and garden enthusiast. Maximum power at the point of impact and triangulating the force increases shredding and chipping power.



Versatile - Mulch leaves, twigs, garden waste and branches up to three inches.



Powerful - Largest-in-class 1450 Series Briggs & Stratton® engine.



Easy - No screen design for clog-free operation.



Utility - Optional Vac Kit to vacuum and shred small debris.

SPECIFICATIONS

Engine Brand	Briggs & Stratton®
Engine DISP, Type	305cc, 4-cycle
Engine Rating	14.50 ft-lb gross torque
Hammers	2 J and 2 Tri
Grinding Chamber	2.5 in x 14 in
Rotor	Steel
Hopper	16.75 in x 13.25 in
Weight	129 lb (58.5 kg)

PART ID: ARVT05

LOG

SPLITTERS

PERFECT FIREWOOD
IN A SINGLE STROKE





£1149.00 inc VAT

W1265B Horizontal 12-Ton Log Splitter

The Earthquake™ W1265B Log Splitter provides effortless wood splitting with up to 12 tons of force. The two-handed operation ensures operator safety whilst the log cradle keeps the wood in position. With the included tow hitch and folded transport position the W1265B can easily be towed by garden tractor or ATV.




Stable - Log cradle holds wood securely in position to be split.



Towable - Integrated tow hitch for easy transport.



Foldable - The splitting beam can be folded for transport.



Safe - Two-hand operation for easy and safe operation.

SPECIFICATIONS

Engine Brand	Briggs & Stratton
Engine DISP, Type	205cc, 4-cycle
Max. Splitting Force	12 Tons
Max. Log Length	21 in
Wedge Height	5 in
Hydraulic Oil Capacity	5.7 litres
Hitch	Pin Style

PART ID: ARVT40



LOADING RAMPS


EASY LOADING OF
ATV'S & LAWN TRACTORS



www.earthquakegarden.co.uk

LOADING RAMPS

VIDEO



£319.00 inc VAT

TX500 Rush Ramps - Fully Packable Ramps 907 kg Capacity (Pair)

SPECIFICATIONS

Dimensions 39.9 x 193 cm / 13.3 x 131 cm (ea.)
Weight 42 lb (pair) (19 kg)

PART ID: ARVT30



£235.00 inc VAT

TX138 Extreme Duty Arch Ramps 1000 kg Capacity (Pair)

SPECIFICATIONS

Dimensions 30.5 x 210.8 cm (ea.)
Weight 37 lb (pair) (16.7 kg)

PART ID: ARVT29



£235.00 inc VAT

TX107 Extreme Duty Folding Arch Ramps 570 kg Capacity (Pair)

SPECIFICATIONS

Dimensions 30.5 x 226 / 30.5 x 113cm (ea.)
Weight 37 lb (pair) (16.7 kg)

PART ID: ARVT27

MULTI-TOOL

Model	Engine	DISP, Type	Tilling Width	Tilling Depth	Tine Speed	Wheel Size	Weight
MT440	Viper®	40cc, 4-cycle	6 in, 10 in	8 in	250 rpm	7 in	32 lb

ROTOTILLERS

Front Tine	Engine	DISP, Type	Tilling Width	Tilling Depth	Tine Speed	Wheel Size	Weight
Vector™	Viper®	99cc, 4-cycle	11 in, 16 in, 21 in	11 in	176 rpm	8 in	90 lb
3365PS	Briggs & Stratton®	190cc, 4-cycle	11 in, 16 in, 21 in	11 in	160 rpm	11 in	108 lb
Rear Tine	Engine	DISP, Type	Tilling Width	Tilling Depth	Direction Control	Rotation	Weight
6015B	Briggs & Stratton®	205cc, 4-cycle	16 in	10 in	Forward	CRT	145 lb

EARTH AUGER POWERHEADS

1-Person	Engine	DISP, Type	Shaft Torque	Max RPM	Auger Diameters (inches)	Weight
E43	Viper®	43cc, 2-cycle	46.5 ft-lb	250	2, 3, 4, 6, 8, 10	22 lb
1-or-2-Person	Engine	DISP, Type	Shaft Torque	Max RPM	Auger Diameters (inches)	Weight
Dually™	Viper®	52cc, 2-cycle	62 ft-lb	285	2, 3, 4, 6, 8, 10	24 lb
2-Person	Engine	DISP, Type	Shaft Torque	Max RPM	Auger Diameters (inches)	Weight
9800B	Briggs & Stratton®	190cc, 4-cycle	202 ft-lb	121	2, 3, 4, 6, 8, 10, 12, 14	52 lb

EDGER

Model	Engine	DISP, Type	Forward Speed	Blade Size	Cutting Depth	Wheel Size	Weight
WE43	Viper®	43cc, 2-cycle	Shaft Driven	9 in Diameter	0 to 3 in	7 in	28 lb

CHIPPER SHREDDERS

Model	Engine	DISP, Type	Torque Rating	Hammers	Rotor	Wheel Size	Weight
CS6V	Viper®	212cc, 4-cycle	8.85 ft-lb max	2 J, 2 Tri	Steel	11 in	110 lb
CS6	Briggs & Stratton®	205cc, 4-cycle	9.00 ft-lb gross	2 J, 2 Tri	Steel	11 in	107 lb
CS10	Briggs & Stratton®	305cc, 4-cycle	14.50 ft-lb gross	2 J, 2 Tri	Steel	11 in	129 lb

LOG SPLITTER

Model	Engine	DISP, Type	Torque Rating	Max. Split Force	Max. Split Length	Wedge Size
W1265B	Briggs & Stratton®	205cc, 4-cycle	8.50 ft-lb gross	12 Tons	21"	5 in

MULTI-TOOL ACCESSORIES



£32.00 inc VAT

EDGER KIT

(Attachment hairpin included)
The Earthquake™ cultivators accept an optional edger kit for cleaning up grass borders along paths, driveways, and flower beds.

Item Number: ARVT55



£106.00 inc VAT

DETHATCHER KIT

Attach the dethatcher kit to dethatch your lawn and promote healthy growth.

Item Number: ARVT56

EARTH AUGER POWERHEAD & EARTH AUGER ACCESSORIES



£32.70 inc VAT

REPLACEMENT FISHTAIL POINT

Sharp points centre auger and improve drilling efficiency.

Item Number: AR8958HD

CHIPPER SHREDDER ACCESSORIES



£189.00 inc VAT

VACUUM KIT

Adjustable suction control allows operator to vacuum leaves and shrubbery without disturbing decorative rocks or chips.

Item Number: ARVT19



£100.80 inc VAT

TOW BAR

Pull your Chipper Shredder easily with a garden tractor using an Earthquake™ Tow Bar.

Item Number: ARVT15



DEALER LOCATOR

To find your nearest Earthquake™ Stockist,
scan this QR code with your smartphone,
visit www.earthquakegarden.co.uk
or call 01963 828055



Earthquake™, Division of Ardisam, Inc.

Imported by Rochford Garden Machinery

Wincanton Business Park, Wincanton, Somerset, BA9 9RS

01963 828000

www.earthquakegarden.co.uk