





Price book 2

Effective October 6, 2014 • Rev 10/14



This price list supersedes and cancels all previous price lists. Prices shown are subject to change without notice.

Administrative Offices

Allegion Administrative Office
11819 N. Pennsylvania St.
Carmel, IN 46032
allegion.com/us

Placing orders

You can place orders with Allegion via the fax numbers or emails listed below:

Mechanical Locks & Key Systems
Fax#: 1-800-452-0665

Email: Order_Entry_Schlage_Commercial@allegion.com

Residential Locks

Fax#: 1-800-366-5625

Email: Res_Contact_Center@allegion.com

FastTrack

Fax#: 1-800-288-4242

Email: Order_Fasttrack@allegion.com

Customer Care

Our Customer Care Representatives are available for questions or assistance.

You can reach them at **877-671-7011** (Press 1 for Sales Support | Press 2 for Product Support | Press 3 for SSC) or through the email addresses listed below:

Sales Support

Carolinas

(North Carolina, South Carolina, Virginia)
Carolinas_Sales_Support@allegion.com

Central

(Arkansas, Illinois, Iowa, Kansas, Missouri, Nebraska, Oklahoma)
Central_Sales_Support@allegion.com

Chicago

(Illinois-Northern, Wisconsin)
Chicago_Sales_Support@allegion.com

Florida

Florida_Sales_Support@allegion.com

Great Lakes

(New York, Pennsylvania)
Great_Lakes_Sales_Support@allegion.com

Metro New York

Metro_New_York_Sales_Support@allegion.com

Michigan

Michigan_Sales_Support@allegion.com

Mid Atlantic

(Delaware, Maryland, New Jersey)
Mid_Atlantic_Sales_Support@allegion.com

Midwest

(Indiana, Kentucky, Ohio, West Virginia)
Midwest_Sales_Support@allegion.com

Mountain States

(Colorado, Idaho, Montana, Nevada, Utah, Wyoming)
Mountain_States_Sales_Support@allegion.com

New England

(Connecticut, Main, Massachusetts, New Hampshire, Rhode Island, Vermont)
New_England_Sales_Support@allegion.com

North Central

(Minnesota, North Dakota, South Dakota)
North_Central_Sales_Support@allegion.com

Northern California

Northern_California_Sales_Support@allegion.com

Northwest

(Alaska, Oregon, Washington)
Northwest_Sales_Support@allegion.com

South

(Alabama, Georgia, Louisiana, Mississippi, Tennessee)
South_Sales_Support@allegion.com

Southern California

(California-Southern, Hawaii)
Southern_California_Sales_Support@allegion.com

Southwest

(Arizona, New Mexico)
Southwest_Sales_Support@allegion.com

Texas

Texas_Sales_Support@allegion.com

Technical Product Support

Mechanical Locks/Keying Systems

Mechanical_Locks_TechProdSupport@allegion.com

Request for Quote

Carolinas

(North Carolina, South Carolina, Virginia)
Carolinas.Quotes@allegion.com

Central

(Arkansas, Illinois, Iowa, Kansas, Missouri, Nebraska, Oklahoma)
Central.Quotes@allegion.com

Chicago

(Illinois-Northern, Wisconsin)
Chicago.Quotes@allegion.com

Florida

Florida.Quotes@allegion.com

Great Lakes

(New York, Pennsylvania)
GreatLakes.Quotes@allegion.com

Metro New York

Metro.Quotes@allegion.com

Michigan

Michigan.Quotes@allegion.com

Mid Atlantic

(Delaware, Maryland, New Jersey)
MidAtlantic.Quotes@allegion.com

Midwest

(Indiana, Kentucky, Ohio, West Virginia)
Midwest.Quotes@allegion.com

Mountain States

(Colorado, Idaho, Montana, Nevada, Utah, Wyoming)
Mtn.States.Quotes@allegion.com

New England

(Connecticut, Main, Massachusetts, New Hampshire, Rhode Island, Vermont)
NewEngland.Quotes@allegion.com

North Central

(Minnesota, North Dakota, South Dakota)
NorthCentral.Quotes@allegion.com

Northern California

NoCal.Quotes@allegion.com

Northwest

(Alaska, Oregon, Washington)
Northwest.Quotes@allegion.com

South

(Alabama, Georgia, Louisiana, Mississippi, Tennessee)
South.Quotes@allegion.com

Southern California

(California-Southern, Hawaii)
SoCal.Quotes@allegion.com

Southwest

(Arizona, New Mexico)
Southwest.Quotes@allegion.com

Texas

Texas.Quotes@allegion.com

Terms & Conditions	10-28
Allegion General Terms & Conditions	10
Schlage Standard Terms	14
Freight Weight Chart	17
Schlage	17
Portable Security	19
Product Warranties	20
Commercial Applications	20
Residential Applications	20
Distributor Function and Location Policy	21
Cylinder Policies	24
Primus® Sales Policy	24
Everest® Sales Policy	24
Everest Small Format Interchangeable Core Key Control Policies	24
Restricted Keyway Policy	24
Construction Core Program Policy	24
Door Labeling Policy	26
Master Key Shipment Policy	26
Hardware Finishes	27
Forms & Examples	29-58
How To Order	30
Ordering Examples	31
Order Forms	32
Using Order Forms	33
Sequential List of Order Forms	34

CYLINDRICAL	59-114
A-Series	59-72
Functions	62
Complete Locks	63
Options	65
Parts	67
AL-Series	73-86
Functions	76
Complete Locks	77
Options	79
Parts	81
D-Series Knobs	87-98
Functions	90
Complete Locks	91
Options	93
Parts	96
ND-Series Levers	99-114
Functions	102
Complete Locks	105
Options	107
Parts	110

DEADBOLT	115-148
B250-Series	115-124
Functions	118
Complete Locks	119
Options	120
Parts	121
B500-Series	125-136
Functions	128
Complete Locks	129
Options	131
Parts	132
B600/700/800-Series	137-148
Functions	140
Complete Locks	141
Options	143
Parts	144

MORTISE	149-194
L-Series	149-194
Functions	152
Complete Locks	160
Options	172
Distributor Pack Program	178
Parts	183

INTERCONNECTED	195-228
CS210-Series	195-204
Functions	198
Complete Locks	199
Options	202
Parts	203
H-Series	205-218
Functions	208
Complete Locks	209
Options	210
Parts	212
S200-Series	219-228
Functions	222
Complete Locks	223
Options	225
Parts	226

Table of Contents

TUBULAR 229-248

LT-Series 229-238

Functions	232
Complete Locks	232
Options	236
Parts	237

S-Series 239-248

Functions	242
Complete Locks	243
Options	245
Parts	246

PORTABLE SECURITY 249-262

Portable Security 249-262

PL Series Cross Reference	252
Key-In-Knob with Cylinder	253
Key-In-Knob Less Cylinder	254
SFIC Less Cylinder	255
Full Size IC Core	256
Custom Engraving Brass Padlocks and Chrome Plated Brass Padlocks	257
Parts and Accessories	258
Flex Security	261

CYLINDERS / KEYS / AUXILIARY .. 263-378

Cylinders 263-318

Multiple Tailpiece Cylinders	266
Bulk Pack Cylinders	267
Primus Cylinders-Sub-Assembled	268
A & H, AL, CL, D, ND, F, FA, PL, S & S200	269
B500	278
B100, B250, B400, E/B, F100, H, MD, S200	280
B300, BA300, F300, FA300	282
B600/700/800	284
BC100	288
Mortise	290
Schlage cylinders for Falcon & Von Duprin	300
Rim Cylinders	301
Interchangeable Cores	303
Competitor Retrofit Cylinders	305
Letter/Mail Box	310
Special Cylinders	311
Pins, Springs & Pinning Components	312
Plugs	314
Shells	316
Competitive Keying Kit Refills	317

Keys & Keying 319-370

Keys Ordered Separately	322
Key Stamping	336
Cylinder Stamping	337
Construction Core Program	338
Keying Charges	340
QuicKey Program	345
SITEMASTER 200®	347

CL-Series 371-378

Complete Locks	376
Options	377

TOOLS AND KITS 379-392

Tools & Kits 379-388

Keying Tools & Kits	380
Tools	384
Kits	386

Merchandising Aids 389-392

Display Mounts	391
Miscellaneous	392

PARTS INDEX 393-408

Index 393-408

	Ordering Options	Form Name and Number	Notes
Commercial Products *	1. Standard Orders These orders are for the comprehensive listing of the current product offering shown in this price book.	Your Purchase Order See information required on your order in "Forms & Examples" price book tab.	All orders will be processed based on normal factory lead times. An anticipated ship date will be included with each order acknowledgement.
	2. Schlage Innovation Center Orders (RFQ) These orders are for Request For Quote (RFQ) orders which are not covered in the price book and are subject to longer lead times. These orders may not be combined with any Master Keyed or Non-Master Keyed products. Use this process for custom logo requests.	Schlage Innovations Center Product Request Form ms-s100 3/13 RF Rev. 3/13	These products are not in the price book and must be requested for consideration. Instructions are included in the Innovations Center Product Request Process in this section.
	3. FastTrack Orders These orders are for products in the FastTrack price book and qualify for expedited order processing. This program includes Schlage and Allegion brand products. Please consult your sales representative for FastTrack program availability in your area.	Refer to FastTrack price book.	See current FastTrack price book. Phone number 1-877-671-7011 or fax number 1-800-288-4242.
Keys	1. Master Keyed Orders These orders are subject to standard lead time and process. Please attach the necessary forms if a restricted key system or Primus order.	Master Keyed Order Form ms-i100.01 Rev. 3/14 ms-i100.02 Rev. 3/14 ms-i150 Rev. 3/14	Use of order forms other than Schlage order forms can result in an increased lead time. An anticipated ship date will be included with each order acknowledgement.
	2. Non-Master Keyed Orders These orders are subject to standard lead time and process. If you are ordering a restricted key system or Primus order, please attach the necessary forms.	Non-Master Keyed Order Form ms-i250 Rev. 3/14 ms-i300 Rev. 3/14	Use of order forms other than Schlage order forms can result in an increased lead time.
	3. Primus Face Sheet Original signed form must accompany any Primus or Primus XP level 3, 4, or 9 order.	Primus Face Sheet ms-e120 Rev. 3/14	Must submit original forms, copies are not accepted.
	4. Primus Signature Card Original signed form must accompany any NEW Primus or Primus XP level 3, 4, or 9 order.	Primus Signature Form ms-e130 Rev. 03/14	Please make sure the form identifies the key system as NEW or EXISTING. If removeable cores, make sure control keys are ordered. Do not forget to mark the type of keys, stamping information, etc.
	5. Key System Summary Please fill in all appropriate fields. Contact your local SSC sales office for help.	Key System Summary ms-i200 Rev. 3/14 All 4 Pages	All orders will be processed based on normal factory lead times. An anticipated ship date will be included with each order acknowledgement.
Residential	1. Standard Order Plan All residential Schlage, and Dexter by Schlage products currently listed in this price book.	Your Purchase Order see information required on your order in "Forms & Examples" price book tab.	All orders will be processed based on normal factory lead times. An anticipated ship date will be included with each order acknowledgement.

Standard Products

In each tabbed section of this Price Book you will find a comprehensive listing of our current offering per product series. Products should be ordered via the traditional method by designating the product, design, finish, handing, and options for each line item (refer to “How to Order” in the Forms & Examples section of the price book). All orders will be processed based on normal factory lead times. These lead times vary throughout the year and are affected by production volumes, supplier schedules and quantity demands. An anticipated ship date will be included with each order acknowledgement.

Some of the products listed in these sections require extended lead times. You will find the hourglass symbol (⌚) associated with products that require extended lead times so that you are aware of this condition prior to placing your order. Products included in this classification are those items that represent a unique combination of product attributes (i.e. finish, trim, function, etc.) that typically require additional manufacturing care and attention. Products marked “⌚” will routinely exceed normal factory lead times and anticipated ship dates will be indicated with each order acknowledgement.

Schlage Innovation Center Product Request Process

What are Schlage Innovation Center?

Schlage Innovation Products are products that are not in the price book and are formally requested through the Schlage Innovation Center Product Request Process. Examples of these products include:

- Products which at one time were offered for sale by Schlage but are no longer available in the current price book.
- Finishes not listed as standard for a product in the price book.
- “True” custom products, which are new variations on current or past products.
- Custom logo requests.

How does the Schlage Innovation Center Request Process work?

- Complete and fax the Schlage Innovation Center Product Request Form located in Forms & Examples to your Allegion Consultant. Fax numbers are on the reverse side of the form.
- Upon receipt, your Allegion Consultant will determine if current price book items will satisfy your need instead of Custom Products.
- If Custom Products are necessary, your Allegion Consultant will forward the form to the factory for consideration as a formal Request for Quotation (RFQ).
- Upon receipt, the RFQ Coordinator at the factory will clarify the requests. Once clarified, your request is assigned an RFQ number and forwarded to Product Management for consideration.
- Within 10-working days, your request is either denied or acknowledged through your Allegion Consultant. If acknowledged, Schlage agrees to pursue the request and will advise a time to expect a firm quotation of pricing and lead-time. Acknowledgment of the request does not guarantee that Schlage will bid or fulfill this RFQ. It simply means Schlage will give your request further evaluation.
- Upon further evaluation of acknowledged requests by a cross-functional team dedicated to this process, a decision is made to either approve and bid on your request or to decline to bid. You will be advised by your Allegion Consultant at that time if it is not approved and the reason for declining to bid.
- If the request is approved, you will be advised of the non-negotiable net price, lead time and RFQ number, which must be prominently marked on your purchase order for the Custom Product. Custom Product orders may not be mixed with current price book items.
- Orders submitted for Custom Products without a valid RFQ number will be rejected by Order Entry, and you will be referred to your Allegion Consultant to start this process.

Commercial Master Keyed Orders

MASTER KEYED ORDERS	LEAD TIMES
Schlage Forms (MS-I200, MS-I100, MS-I150) Non-Schlage Forms	Factory Lead Time
	Extended Lead Time
	Additional 5 Working Days Minimum

In an effort to expedite the process of managing our growing volume of Master Keyed order requests, Master Keyed orders submitted in the following choice of formats will receive factory lead times based on the following criteria:

- Orders submitted on the Key System Summary form (MS-I200) and the Master Keyed Order forms (MS-I100 and MS-I150)

OR

- Orders submitted on the Key System Summary form (MS-I200) and your purchase order with information specified in the following sequence:

Qty	Product	Design	Finish	Hand	Latch	Strike	Add'l Details
Door Detail Information				DHI Key Symbol			

Lead times for Master Keyed orders in any other format will be extended at least 5 additional working days. In all cases, allow additional lead time for clarifications and complex keying requirements. The Master Keyed order forms are located in the Forms & Examples/Keys and Keying sections of the price book. For your convenience you can download the Master Keyed order forms from our web site at allegion.com/us

Commercial QuicKey Program

Our QuicKey Program is designed to help you get the key blanks and Everest® small format interchangeable cores you need with the shortest possible lead time. All standard bow and embossed key blanks, including restricted and Primus® blanks are included in this program. The following guidelines must be adhered to in order to take advantage of this program:

- All orders must be prominently marked “QuicKey” on the top of your order and/or use our QuicKey Order Form found in the Forms & Examples section.
- QuicKey orders must be comprised of 100% qualifying key blanks and/or cores (i.e. not combined with orders for any other products).
- When ordering Primus or other restricted key blanks, the appropriate face sheets and letters of authorization must accompany your order.

QuicKey key blanks are available only in boxes of 50 with exception of control keys. Primus and Everest key blanks ordered via this program will ship in 5-days and Classic and competitive replacement key blanks will ship in 10-days. Mixed QuicKey orders will revert to the longer lead time. For complete program details and product availability refer to the QuicKey listing in the Keys & Keying section of the price book.

Residential Keying

Residential Master Key (RMK): RMK is a single key that will grant access to all opening with in the facility (i.e. master key). Additionally, each tenant would need to be provided with a key that will grant them access to their apartment only. The same keying situation would exist in any form of a multi family housing complex.

Residential Construction Keying (RCK): RCK (also referred to as loss ball) by design allows the use of a temporary master key during the construction phase of a project. At the end of the construction phase, the use of the homeowner key will trigger the lost ball construction device, thus eliminating the temporary master key used during construction.



Common Pricing Information	
1.	Locks are furnished with standard features unless otherwise specified.
2.	Door thickness is 1 3/4" unless otherwise specified.
3.	Split finishes and designs will be priced at the highest list price of the design and/or finish.
4.	Engineering specials are denoted by a part number beginning with "X" and are not subject to standard discounting.
5.	 denotes a lock or part that requires an extended lead time.
6.	 denotes a handed product and requires handing to be specified.
7.	For all restricted keyways (Everest D, Everest 29 T, Quad, Numbered, Reversed) add \$13.50. This does not apply to Primus cylinders. See Terms and Conditions for ordering information and requirements.
8.	Locks, keys and cylinders containing restricted keyways require additional documentation to order. Please see Terms and Conditions for the specific requirements.
9.	Keyway must be specified for keyed functions and cylinders. If not specified, default keyway will be S123 for KA, KD and 0-bitted product and S145 for Factory managed masterkey systems.
10.	Multiple keying options are available. Locks and cylinders are furnished KD unless otherwise specified or excepted by notation.
11.	Control Keys for permanent and construction cores are not included with the lock or cylinder and must be ordered separately.
12.	Locks specified with "C" keyway and KD or 0-bitted will receive 6 pin cylinders (keyed 5) with 5 pin keys.
13.	Full Size Interchangeable Cores (FSIC) are furnished 1-bitted unless otherwise specified. If 0-bitted is selected, the order will be entered as 1-bitted. This does not apply to FSIC Primus® cores.
14.	Conventional cylinders, Primus cylinders (conventional and FSIC) can be supplied 0-bitted. If 1-bitted is selected, the order will be entered as 0-bitted.
15.	Available plug face finishes are 606 and 626. For brass or bronze finish colors, the plug face finish is 606. For chrome, nickel or stainless steel finish colors, the plug face finish is 626.
16.	Specify LKB if 0-bitted Primus cylinders are required "Less Key Blanks." Deduct \$13.80 per cylinder.
17.	Cut keys ordered with locks are priced according to appropriate extra cut key charge listed on page Keys-26
18.	Grand master sections L, LP (Primus) and Y are supplied in stainless steel only and are recommended to be cut at the factory only
18.	Stamping standards and charges are listed on page Keys-18
20.	Keying services and associated charges are listed on page Keys-22
21.	All Primus 1+ key orders must contain the locksmith ID
22.	All restricted key orders are subject to the restricted keyway sales policies are listed in Terms & Conditions

Table of Contents

General Terms and Conditions for Sales and Service	Terms-2
Standard Schlage Product Terms and Conditions	Terms-6
Freight Weight Chart	Terms-9
Schlage	Terms-9
Portable Security	Terms-11
Product Warranties	Terms-12
Commercial Applications	Terms-12
Residential Applications	Terms-13
Distributor Function and Location Policy	Terms-13
Cylinder Policies	Terms-14
Schlage Key Systems	Terms-14
Restricted Keyway Policy	Terms-15
Construction Core Program Policy	Terms-16
Primus® Sales Policy	Terms-16
Door Labeling Policy	Terms-18
Master Key Shipment Policy	Terms-18
Hardware Finishes	Terms-19
How To Order	Forms and Examples

Allegion General Terms and Conditions of Sale and Service

1. GENERAL/ACCEPTANCE. (a) This Agreement contains the only terms and conditions by which Company will quote and sell Deliverables to Customer; (b) The terms "purchase order" or "order" for the purposes of this Agreement include the term "request for quotation," as appropriate; (c) This Agreement supersedes all pre-printed or boilerplate terms and conditions set forth in any purchase order issued by Customer; (d) No reference herein to Customer's purchase order will in any way incorporate different or additional terms and conditions, all of which Company hereby expressly objects to; (e) **ANY ACCEPTANCE BY COMPANY OF CUSTOMER'S PURCHASE ORDER IS EXPRESSLY CONDITIONED ON THE CUSTOMER'S ASSENT TO AND ACCEPTANCE OF THE TERMS AND CONDITIONS CONTAINED IN THIS AGREEMENT;** (f) Company reserves the right to decline any order, in whole or in part, for any reason.

2. ORDERS.

a. **Order Processing.** When Customer wishes to place an order for Deliverables, it will deliver to Company a purchase order. All such purchase orders must (i) be in a written format acceptable to Company, (ii) be legible, (iii) include a purchase order number, (iv) include Customer's account number, invoice address, ship to address, shipping method, shipper's letter of instruction for international shipments, part number, pricing, and designated contact information, (v) include, if applicable, any special configuration ID numbers, necessary programming information, special factory instructions, and requested specifications regarding a particular finish, handling, design, backset, or strike, and (vi) reference any applicable pricing discounts under an ongoing buying program or based on a written quote from Company, along with the applicable buying program number or quotation number.

b. **Minimum Orders.** In the event the order value does not meet any required minimum net Deliverable value, Company may, at its sole discretion, (i) increase the quantity of items in the order to meet the minimum net Deliverable value requirement; (ii) apply a minimum order charge; (iii) reject the order, or (iv) waive the requirement, provided that the waiver of a requirement for one order shall not constitute a waiver of the requirement for any future orders.

c. **Acceptance of Purchase Orders.** Company will endeavor to (i) acknowledge receipt of each purchase order issued in accordance with this Agreement, and (ii) notify Customer whether Company accepts or rejects the purchase order. If Company fails to accept or reject a purchase order within a reasonable time period, such failure to respond will be deemed a rejection of the entire order.

d. **Changes to Order/ Cancellation of Orders.** Additional terms and conditions regarding order changes and cancellations are available on the Allegion customer website, **WHICH TERMS ARE EXPRESSLY INCORPORATED HEREIN BY REFERENCE.** Unless otherwise provided herein, Customer acknowledges that (i) requesting a Change Order may cause a delay in the scheduled shipment date, a longer lead time or result in a new scheduled shipment date; (ii) Orders may not be changed after 48 hours of Company's order acknowledgment; (iii) After 48 hours of Company's order acknowledgment, all changes to an accepted purchase order will be subject to a Change Order charge of 25% of the net Deliverable value, plus the cost of labor and fabrication or raw material that Company incurred prior to the receipt of the Change Order from Customer, or that may be required due to the Change Order; (iv) the requested change may result in additional charges for labor, fabrication, and raw material, and (v) if Customer cancels an order or portion of an order that includes Deliverables that have been manufactured and prepped for shipping, a 35% restocking fee will apply. Notwithstanding the foregoing, Customer cannot change or cancel credential orders, reader orders, biometrics orders or any non-cataloged, special, Custom or nonstandard items once they have been placed. All cancelled orders for a Non Recurring Expense (NRE), credential orders, reader orders, biometrics orders, and/or Custom orders will be subject to a cancellation charge of 100% of the acknowledged price.

e. **Add-ons.** Add-on orders will not be accepted. Additions to orders will be entered as separate stand-alone orders and must qualify for all terms of sale, including discounts, on an individual basis.

f. **Fast-Track Orders.** No changes or cancellations will be accepted on the 24-Hour Fast Track Program. For 3-day Fast Track orders, changes and cancellations may only be requested by Customer within 24 hours of Company's order acknowledgment if the order has not shipped. For 5-Day Fast Track orders, changes and cancellations may only be requested by Customer if the order has not shipped and if the request is made to Company within 48 hours of Company's order acknowledgment. Return Material Authorization (RMA) for Deliverables must be processed through Fast Track Customer Service.

g. **Steelcraft Orders.** For all Steelcraft orders, changes or cancellations are allowed without penalty only if made within 48 hours of Company's order acknowledgment, and provided that the order has not shipped. Some exceptions do apply – please consult the factory. Changes are not allowed on Rapid Program orders after the order has been entered and acknowledged. After 48 hours of Company's order acknowledgment, all changes or cancellations are subject to a charge of 25% of the order. Unless otherwise specified by Company in writing, any changes to orders acknowledged by Company that affect the delivery date will be deemed a new order and will require acknowledgement by Company as provided in this Section. Additional products, features, terms and conditions regarding the Rapid Program are available on the Allegion, **WHICH TERMS ARE EXPRESSLY INCORPORATED HEREIN BY REFERENCE.**

3. PRICES, INVOICES AND PAYMENT.

a. **Prices.** The prices in Company's Price Book are subject to change at any time, without notice to Customer. Company may charge Customer additional amounts if Customer requests special packing, marking, shipment, product modification, or engineering services. Oral prices specified by Company are null and void. Quote numbers must be referenced on Customer's purchase order in order for the Company's quoted pricing to apply. Orders that do not reference a quote number will receive buy program pricing or book net pricing. Quoted prices are for those specific products quoted for a specified job, and are subject to the Price Book in effect at the time the quote was issued by Company.

b. **Taxes.** Prices do not include any present or future federal, state or local property, license, privilege, sales, use, excise, gross receipts or other like taxes or assessments which may result from transactions or any services performed in connection therewith. Any taxes, charges, or duties imposed by any governmental authority on the sale of Deliverables will be paid by Customer, in addition to the selling price specified by Company.

c. **Payment Terms.** Company will deliver to Customer an invoice with each shipment of Deliverables hereunder. Customer will pay all invoiced amounts within 35 days of the invoice date, provided that Customer may take a 2% discount if Customer pays in cash and Company receives said payment within 20 days of the invoice date. For the avoidance of doubt, cash discounts do not apply to credit card payments. Customer will make all payments in United States dollars. Past due invoices will be subject to a late payment service charge of 1.5% per month on any overdue unpaid balance, equivalent to 18% per annum, or the maximum rate permitted by law, whichever is less. Customer shall reimburse Company for all costs of

collection, including, without limitation, reasonable attorneys' fees, for any overdue amount owed by Customer to Company, and such collection costs shall also be subject to interest charges.

4. QUOTATIONS.

a. **Project Quotations.** Project or new construction quotes are restricted to the specific project quoted for the quantities, finishes, and series of Deliverables referenced on the quote. Company reserves the right to require proof of sale of Company products for any quoted project.

b. **Stock Quotations.** Deliverables fulfilling stock quotations may only be used for the following: i) Stocking of the Customer's shelves for small, quick-turn, discretionary projects, or ii) Sale to a general contractor or installer for new construction. Stock quotations may not be used for any project containing any Company no-substitution, specified products. Deliverables purchased under Stock Quotations cannot be redistributed to other Customer branch locations or re-sold to other resellers or used for aftermarket sales, end-user annual contracts or sold over the counter to any walk in trade.

c. **General.** All quotes are subject to this Agreement, unless otherwise specified by Company, and are subject to change at any time prior to Company's acceptance of a purchase order referencing the applicable quote number. Company, its representatives and employees reserve the right, in their sole discretion and for any reason, to refuse a Customer's request to quote a price other than the standard list price, regardless of whether Company or its representatives or employees have previously quoted discounted prices to the Customer on some or all of its orders. Customer's failure to comply with this Section 4 will be considered a material breach of this Agreement, and will entitle Company to immediately terminate any purchase orders and/or Customer's ability to distribute Company's products.

5. SECURITY INTEREST. Customer grants Company, and Company retains, a purchase money security interest and lien on any and all of Customer's rights, title and interest in each Deliverable sold by Company to Customer, wherever located, until the invoice for the applicable Deliverable(s) is paid in full, including any late charges and costs of collection. Customer authorizes Company to, and will assist Company in, taking all necessary steps to perfect and maintain Company's interest in such Deliverables.

6. CREDIT TERMS. Unless Customer pre-pays all of its purchase orders in advance, its purchase orders will be subject to the credit limit and other terms of credit ("Credit Terms") set forth in Company's credit application, which Credit Terms Customer acknowledges are subject to change by Company at any time. Company reserves the right to request payment in advance of shipment or any order or to request adequate assurances for Customer's payment of an order and may withhold or stop shipment, without any liability to Company, until Customer submits payment or adequate assurance of payment.

7. RESALE OF DELIVERABLES. Customer agrees and warrants that it will offer Company products in support of Company-written specifications and will maintain sufficient inventory to adequately support End Users, installers, and/or general contractors' needs. Customer will adhere to any MSRP or resale pricing programs of Company. Failure to comply with this provision will be considered a material breach of this Agreement, and will entitle Company to immediately terminate any purchase order and/or Customer's ability to distribute Company's products. Customer shall, at its own expense, gain and maintain sufficient knowledge of the industry and products competitive with Deliverables so as to be able to (a) explain in detail to End Users, installers, and/or general contractors the differences between the Deliverables and competing products, (b) ensure that an adequate number of trained, capable and qualified technical personnel with sufficient knowledge of the Deliverables and who have obtained all necessary licenses and permits are available to assist End Users, installers, and/or general contractors, and (c) respond to such End Users, installers, and/or general contractors with respect to the general operation and use of the Deliverables including, but not limited to, (1) acting as a liaison between the End Users, installers and/or general contractors and Company in matters requiring Company participation, (2) providing general product information and configuration support on standard protocols and features, (3) collecting relevant technical problem identification information, and (4) posting and distributing any warranty information concerning the Products in accordance with Company's instructions. Customer is responsible for all service and support resulting from the re-sale of any Deliverable to End-Users, installers and/or general contractors, examples of which may include, but are not limited to, support activities such as installation, initialization, software set-up, training, trouble-shooting, technical support and field service. In the event Customer is unwilling or unable to perform said support activities, Company reserves the right to recover from Customer any and all expenses incurred by Company to resolve the afore-mentioned End-User, installer and/or general contractor issues. Technical product training is recommended for Customer in order to fully service and support Deliverables purchased from Company that are resold to End-Users, installers and/or general contractors.

8. DEFAULT. If Customer is in default of payment or otherwise with respect to any purchase order or other contract with Company, Company shall have the right, in addition to all other legal remedies and without prejudice to any of its right hereunder, to defer further shipments under that or any other purchase order until such default is corrected and to declare all outstanding bills of Customer to be immediately due and payable.

9. INSPECTION AND DELIVERY.

a. **Inspection.** Customer will inspect all Deliverables immediately after receiving them. Customer will be deemed to have accepted the Deliverables unless Customer notifies Company in writing of any nonconformance within 10 days of delivery and provides Company written evidence reasonably documenting that nonconformance. Inspection of Deliverables at Company's facility is not permitted.

b. **Delivery.** Delivery schedules for Deliverables are based upon current production capacities, material or component availability, and inventory, and may be changed by Company as conditions require. Delivery schedules for services are based upon Company's prompt receipt of, and prompt access to, Customer's equipment and all information necessary to complete the services. In no event will any delivery date be construed as falling within the meaning of "time is of the essence." Partial delivery shall be accepted by Customer and paid for at the price and on the terms stated herein. Any partial delivery shall constitute a separate sale, and payment shall be separately made when due. If any part of a delivery hereunder is not delivered by Company in accordance with Customer's purchase order, this Agreement shall not be affected thereby.

10. TITLE & RISK OF LOSS. Unless otherwise specified by Company, (i) where the Customer is located in the United States, all Deliverables will be sold "Uniform Commercial Code, FOB Origin, Company's factory"; and (ii) where the Customer is located outside of the United

States, all Products will be sold "Ex-works, Company's factory (Incoterms 2010)." In either instance, title and risk of loss will pass to Customer upon delivery to the carrier at Company's factory, provided, however, as set forth herein, Company shall retain a security interest in the Deliverables until full payment has been made therefore, and Customer agrees, upon request, to do all things and acts necessary to protect Company's interest by adequately insuring the Deliverables against loss or damage from any cause and to have Company named as an additional insured. Customer will promptly provide Company with a copy of the relevant certificate of insurance upon Company's request.

11. SHIPPING & SHIPPING PROGRAMS.

a. **Freight Charges.** Company will ship all Deliverables in accordance with Company's freight shipment guidelines, which are set forth on the Allegion customer website ("Freight Shipping Guidelines"), **WHICH TERMS ARE EXPRESSLY INCORPORATED HEREIN.**

b. **Rush Charges.** Expedited order options are available as set forth in Company's freight shipping guidelines.

c. **Packing and Marking.** Company will pack, mark, and ship Deliverables according to its standard procedures for shipment, unless the parties agree, in writing, that Company will comply with any special instructions provided by Customer. Special instructions may result in an increased price.

d. **International Shipments.** For all international orders, a Shipper's letter of instruction must be submitted in writing with the order. Failure to do so will result in the order being rejected. Complete adherence to this order requirement will be strictly enforced. Company will not be held liable for any charges resulting from delays due to lack of complete required information being supplied.

e. Once received by the Company, a purchase order cannot be combined with any other order to qualify for freight allowances. In addition, Customer may not combine any Company brands or product categories on a single order to meet the applicable net freight allowance, except in the case of: i) FastTrack 24 Hour/5 Day Program, which is available for Schlage, Von Duprin, LCN and Glynn-Johnson products; ii) FastTrack 24 Hour/3 Day Program, which is available for Falcon Locks, Exits and Closers and Ives products. When an order includes products from the brands listed in both (i) and (ii) above, the order will automatically default to the FastTrack 24 Hour/5 Day Program lead times and freight allowance.

12. CLAIMS. All claims must be submitted in writing to Company as follows: (i) All claims for prices must be submitted within thirty (30) days from the date of invoice; (ii) All claims regarding Deliverable quantity or incorrect orders must be submitted within ten (10) days from the date of delivery; (iii) All claims for damage to Deliverables (while in the care, custody, and control of Company) must be submitted within thirty (30) days from the date of invoice; (iv) All claims for loss or damage to Deliverables while in the care, custody, and/or control of a carrier will be the responsibility of Customer, unless otherwise agreed by the parties.

13. PRODUCT CHANGES. Company's product policy is one of ongoing update and revision, and accordingly, Company reserves the right to change, without notice, the design of, or the process of manufacturing, the Deliverables covered by this Agreement.

14. PRODUCT USAGE LIMITATION. Customer agrees: (i) not to sell or use a Deliverable in any manner contrary to the manner in which the Deliverable is intended to be used; and/or (ii) not to modify the design of any Deliverable for use with another product without the prior written consent of Company.

15. PRODUCT RETURNS. Unless otherwise agreed by the parties in writing, Deliverables that are correctly furnished by Company per the purchase order may not be returned unless Customer receives written authorization from Company. If returns are authorized by Company, a return merchandise authorization ("RMA") number must be provided by Company. Deliverables identified under such RMA must be returned to Company within 90 days of issuance of the RMA. Such RMA number and any accompanying RMA documents, the original invoice number, and a written explanation for the return must be included with the returned Deliverables in order for Company to inspect and approve a credit for the return. For warranty returns, a credit in the amount of the original purchase price will only be issued if, after Company's receipt and inspection of the returned Deliverables, Company confirms, in its sole discretion, the defect is valid and approves the return. For non-warranty returns, (a) in the event Company approves such a return, a credit will be made to Customer's account in the amount of the original purchase price less freight and a handling charge of 35% of the net material on the original invoice; and (b) Only Deliverables that are new, current, standard, non-obsolete, non-specially manufactured, unused, in their original condition as at the time of sale by Company to Customer, in their original packaging and in Customer's inventory less than 180 days from the date of shipment by the Company may be considered by Company for return. Such credit will only be issued if, after Company's receipt and inspection of Deliverables, Company approves the return. The amount of final credit will be determined upon receipt at the factory and following Company's inspection and analysis of the condition of the returned material. Company retains the right to deny credit to anyone for any reason.

16. CONFIDENTIAL INFORMATION.

a. **Non-Use And Non-Disclosure.** Customer shall not use the Confidential Information of the Company except for the purpose of performing its obligations under this Agreement or exercising the rights granted herein (the "Purpose"). Customer shall protect Confidential Information of the Company from disclosure and unauthorized use in the same manner that it protects its own Confidential Information, but in no event shall such standard of care be less than reasonable care. Customer may disclose Confidential Information of the Company only to its employees who require such information for the Purpose and who are subject to confidentiality obligations at least as protective as those set forth herein.

b. **Proprietary Information and Advice.** (a) All designs, data, and specifications provided by Company are proprietary and may not be disclosed or reused by Customer without the prior written consent of Company; (b) Company assumes no obligation or liability for any advice given by Company, the results obtained, or damages incurred as a result of such advice, and all such advice is given and accepted at Customer's risk.

c. **Return.** Upon the termination or expiration of a purchase order or this Agreement or upon the request of the Company, the Customer agrees to end all further use of, to immediately return to the Company the original version of, and to delete or destroy all copies of, any and all Confidential Information of the Company.

17. TRADEMARKS. Except as agreed to by Company in writing, Customer agrees not to (a) use Company's name in any form of publicity; or (b) use, create, register or market, directly or indirectly, in whole or in part, Company's names, logos, brands, or any other trademarks, or names that are now or may hereafter be owned by Company, as part of

Customer's corporate or business name, as part of an internet domain name, uniform resource locator (URL), or in any way connected with Customer's business, trade address or other designations. Upon termination of this Agreement or upon the request of company for any reason, any use of Company's trademarks or names will be immediately discontinued.

18. LIMITED WARRANTY.

COMPANY MAKES NO OTHER WARRANTIES EXCEPT THOSE STATED IN COMPANY'S LIMITED WARRANTY IN EFFECT ON THE DATE COMPANY ACCEPTS EACH APPLICABLE PURCHASE ORDER ("LIMITED WARRANTY"). THE LIMITED WARRANTY MAY BE FOUND IN THE APPLICABLE PRICE BOOK AND ON THE ALLEGION CUSTOMER WEBSITE, WHICH TERMS ARE EXPRESSLY INCORPORATED HEREIN BY REFERENCE. COMPANY WILL MAIL CUSTOMER A HARD COPY OF THIS WARRANTY UPON CUSTOMER'S WRITTEN REQUEST. IN THE EVENT THAT CERTAIN DELIVERABLE WARRANTIES ARE NOT FURNISHED BY THE COMPANY TO CUSTOMER, COMPANY WARRANTS ONLY TO CUSTOMER THAT THE DELIVERABLES WILL BE FREE FROM DEFECTS IN MATERIAL AND WORKMANSHIP FOR A PERIOD OF 12 MONTHS FROM THE DATE OF SHIPMENT OF THE DELIVERABLES. COMPANY'S SOLE OBLIGATION UNDER THIS WARRANTY IS LIMITED TO REPAIRING OR REPLACING, AT COMPANY'S OPTION, THE DEFECTIVE DELIVERABLE, PROVIDED WRITTEN NOTICE OF THE DEFECT OR NONCONFORMANCE IS PROVIDED BY CUSTOMER WITHIN 30 DAYS OF DISCOVERY OF THE DEFECT OR NONCONFORMANCE. COMPANY DISCLAIMS ALL OTHER WARRANTIES, EXPRESS OR IMPLIED, WITH RESPECT TO THE DELIVERABLES, INCLUDING BUT NOT LIMITED TO, ANY IMPLIED WARRANTIES OF NON-INFRINGEMENT, MERCHANTABILITY, OR FITNESS FOR A PARTICULAR PURPOSE.

a. **Exclusions.** The provisions of this Limited Warranty do not apply to Deliverables that: (A) are not the proper size for the application; (B) are not installed in accordance with Company's published installation instructions; (C) are installed with improper or incorrect parts and/or are used for purposes for which they are not designed or intended; (D) have been repaired or altered without the Company's prior written consent; (E) have been subjected to misuse, abuse, negligence or accident; (F) have been improperly stored, installed, maintained or operated; (G) have been used in violation of written instructions provided by Company to Customer; (H) have been subjected to improper temperature, humidity, or other environmental conditions, or (I) have been affected by normal wear and tear. In addition, the provisions of this Limited Warranty do not apply to any defects or issues with the design or performance of equipment or products not manufactured by Company, nor does it apply to any code compliance or permit requirements for the assembly, installation, erection or construction of any goods. Company is not responsible for loss or damage resulting from use of Deliverables in conjunction with parts or systems not manufactured by Company. Accessories or products furnished by the Company, but manufactured by others, shall carry whatever warranty the manufacturers have conveyed to the Company and which can be passed to Customer.

b. **Services.** Company warrants that its services will be free from defects in material and workmanship for a period of 12 months from the date of completion of the particular items of service. Company's sole obligation under this service warranty is limited to repair or reperformance, at its option of the service, provided however, if repair or reperformance is either impractical or impossible, the Company will refund to Customer that portion of the price paid to Company for any defective service, provided written notice of the defect or nonconformance is provided by Customer within 30 days of discovery of the nonconformance.

c. **Notification.** Customer agrees to immediately notify Company in writing if any claim is made against Customer for any damages caused by any modules, parts, products, service or other Deliverables which may be the direct result of any defect in the manufacture of such aforementioned products. Customer agrees to cooperate with Company and its counsel in the defense of such claim and Customer agrees not to settle such claim without Company's written consent. If Customer fails to notify Company of such claim or fails to cooperate in such defense as aforesaid, then Company shall be discharged from any obligations under this Section and shall have no further liability to Customer.

d. **Exceptions.** The following costs and expenses are not covered by the provisions of these limited warranties: (i) labor costs for the removal and reinstallation of Deliverables or other manufacturer's products; (ii) shipping and freight expenses required to return Deliverables to Company; (iii) normal maintenance; and (iv) economic losses. In addition, the provisions of this warranty are not applicable to anything other than defects in Company's material (products only) or workmanship.

19. LIMITATION OF REMEDIES.

CUSTOMER'S EXCLUSIVE AND SOLE REMEDY ON ACCOUNT OF, OR IN RESPECT OF, THE FURNISHING OF NON-CONFORMING DELIVERABLES, SHALL BE TO (A) SECURE REPAIR OR REPLACEMENT OF THE PRODUCTS; OR (B) SECURE REPAIR OR RE-PERFORMANCE OF THE SERVICES OR TO OBTAIN A REFUND OF THE PRICE PAID FOR THE DEFECTIVE SERVICE, ALL AT COMPANY'S OPTION. IN NO EVENT WILL THE COMPANY'S MAXIMUM LIABILITY EXCEED THE SELLING PRICE FOR THE DELIVERABLE. THE WARRANTY, OBLIGATIONS AND LIABILITIES OF COMPANY (INCLUDING ITS SUPPLIERS) AND THE RIGHTS AND REMEDIES OF CUSTOMER ARE EXCLUSIVE AND ARE IN LIEU OF AND CUSTOMER HEREBY WAIVES AND RELEASES ALL OTHER WARRANTIES, OBLIGATIONS, REPRESENTATIONS OR LIABILITIES EXPRESS OR IMPLIED ARISING BY LAW, IN CONTRACT, TORT (INCLUDING NEGLIGENCE OR STRICT LIABILITY) OR OTHERWISE, INCLUDING BUT NOT LIMITED TO (I) ANY IMPLIED WARRANTY OF MERCHANTABILITY OR FITNESS FOR A PARTICULAR PURPOSE OR ANY WARRANTY IMPLIED THROUGH COURSE OF PERFORMANCE, COURSE OF DEALING, OR USAGE OF TRADE OR (II) CLAIMS ARISING OUT OF THE NEGLIGENCE OF COMPANY OR COMPANY'S SUPPLIERS OR (III) ANY OTHER CLAIM ARISING OUT OF, CONNECTED WITH, OR RESULTING FROM THE PERFORMANCE OF COMPANY OR FROM THE DESIGN, MANUFACTURE, SALE, REPAIR, LEASE OR USE OF THE DELIVERABLE, OR ANY COMPONENT THEREOF, DELIVERED OR RENDERED HEREUNDER OR OTHERWISE.

20. INDEMNIFICATION AND LIMITATION OF LIABILITY. a. Customer shall indemnify, defend and hold Company, and its officers, directors, employees, customers, Affiliates, suppliers, users and agents, (collectively the "Indemnitees") harmless from and against any and all damages, claims, losses, expenses, costs, obligations, liabilities, including without limiting the generality of the foregoing, liabilities for court costs and attorneys' fees, suffered directly or indirectly by an Indemnitee by reason of, or arising out of any injury, death or loss to any person, or injury to any property (collectively, "Damages"), received or sustained by any person(s) or property, arising out of, occasioned by, attributable or related to i) any breach of any representation or warranty made by Customer, its officers,

TERMS & CONDITIONS

directors, employees, affiliates, users, agents, representatives or customers to Company or any third party, (ii) any failure by Customer to perform or fulfill any of its covenants, acts and/or omissions to Company or to any third party, or (iii) any litigation, proceeding or claim by any third party relating in any way to the obligations of Customer and/or the Deliverables sold by Company to Customer hereunder. Customer shall not consummate any settlement of any indemnified claim without the Indemnitees' prior written consent. Customer's obligation to indemnify Indemnitees will continue in full force and effect notwithstanding the termination or expiration of any order under this Agreement. In any claim against an Indemnitee by an employee of Customer or any subcontractor or anyone directly or indirectly employed by any of them or anyone for whose acts they may be liable, the indemnification obligations set forth in this Section shall not be limited in any way by or for Customer or any subcontractor under any applicable worker's compensation act, disability or other employee benefit act. This provision shall survive termination of any order or Agreement. **IN NO EVENT WILL COMPANY, ITS OFFICERS, DIRECTORS, EMPLOYEES, CUSTOMERS, AFFILIATES, USERS AND AGENTS, (NOR COMPANY'S SUPPLIERS) BE LIABLE FOR ANY INCIDENTAL, CONSEQUENTIAL, INDIRECT, SPECIAL, OR PUNITIVE DAMAGES OF ANY KIND OR NATURE UNDER ANY CIRCUMSTANCES INCLUDING, BUT NOT LIMITED TO, LOSS OF USE OF THE PRODUCTS, SERVICE INTERRUPTION, LOSS OF PROFITS, LOSS OF REVENUE, LOSS OF INTEREST, LOST GOODWILL, LOSS OF DATA, WORK STOPPAGE, IMPAIRMENT OF OTHER GOODS, LOSS BY REASON OF SHUTDOWN OR NON-OPERATION, INCREASED EXPENSES OF OPERATION, OR CLAIMS OF CUSTOMER'S CUSTOMERS, OR ANY OTHER LOSSES OR DAMAGES ARISING OUT OF ANY LACK OR LOSS OF USE OF THE DELIVERABLES WHETHER BASED ON CONTRACT, WARRANTY, TORT (INCLUDING, BUT NOT LIMITED TO, STRICT LIABILITY OR NEGLIGENCE), PATENT INFRINGEMENT, OR OTHERWISE, EVEN IF ADVISED OF THE POSSIBILITY OF SUCH DAMAGES.**

b) **INTELLECTUAL PROPERTY INDEMNITY.** Company makes no representation or warranty to the Customer that the Deliverables shall not infringe any intellectual property rights including, without limitations, claims arising from patent, copyright, trademark, trade secret, or other intellectual property infringement. Customer agrees to hold Company harmless from and defend the Company against any such claim of intellectual property infringement, including any Damages resulting from that claim, the cost of complying with any preliminary or permanent injunction, and all other costs of defense (including the attorneys' fees and costs), in connection with the foregoing.

c) To the extent that applicable law does not permit any limitations set out in this Agreement, such limitation shall not be applied or invoked. Nothing in this Agreement will be interpreted to disclaim liability of Company or the Indemnitees for gross negligence or willful misconduct. The limitations of remedy and liability herein shall not be interpreted to affect Company's obligations, if any, for claims for (i) property damage, (ii) personal injury, or (iii) wrongful death asserted by persons who are not parties to or beneficiaries of this Agreement. Further, the limitations of remedy and liability herein shall not be interpreted to limit Company's or Customer's right, if permitted by applicable law, to assert a claim for contribution among joint tortfeasors in connection with a claim by a person who is not a party to this Agreement.

21. CERTIFICATIONS. Certification of Deliverables for compliance with UL and ANSI standards are tested and performed by third-party independent laboratories. Any field modification or alteration of certified Deliverables will void certification and Company is not liable to Customer to certify any modified or altered Deliverable.

22. TERM FOR CLAIMS. NO ACTION ARISING OUT OF ANY CLAIMED BREACH OF THIS AGREEMENT BY COMPANY MAY BE BROUGHT BY CUSTOMER MORE THAN ONE (1) YEAR AFTER THE CAUSE OF ACTION HAS ARISEN.

23. CONSUMER PRODUCTS WITH RESPECT TO "CONSUMER PRODUCTS" AS DEFINED UNDER THE MAGNUSON-MOSS WARRANTY ACT ("MWWA"), THE FOLLOWING STATEMENTS ARE MADE. (A) SOME STATES OR LOCAL LAWS DO NOT ALLOW LIMITATIONS ON HOW LONG AN IMPLIED WARRANTY LASTS, SO THE ABOVE LIMITATION MAY NOT APPLY TO YOU; (B) IF ANY IMPLIED WARRANTY IS PROVIDED UNDER THE MWWA, IT IS LIMITED TO THE DURATION OF THE WARRANTY PROVIDED IN SECTION 18 ABOVE. (C) SOME STATES OR LOCAL LAWS DO NOT ALLOW THE EXCLUSION OR LIMITATION OF INCIDENTAL OR CONSEQUENTIAL DAMAGES, SO THE ABOVE LIMITATION OR EXCLUSION MAY NOT APPLY TO YOU; AND (D) THIS WARRANTY GIVES YOU SPECIFIC LEGAL RIGHTS AND YOU MAY ALSO HAVE OTHER RIGHTS WHICH VARY FROM STATE TO STATE OR LOCATION TO LOCATION.

24. FORCE MAJEURE/EXCUSABLE DELAY. Any delay or failure of Company to perform its obligations hereunder will be excused to the extent that it is caused by an event or occurrence beyond Company's control such as, by way of example and not by way of limitation, acts of God, acts by any governmental authority (whether valid or invalid), governmental laws and regulations not presently in effect, fires, floods, windstorms, explosions, riots, natural disasters, wars, sabotage, accidents, labor problems (including, without limitation, lockouts, strikes, and slowdowns) at Company's facility, its source plant or their suppliers, inability to obtain power, material, labor equipment, or transportation, or court injunction or order. The delivery date will be extended for a time equal to that of the delay and the schedule for Company's performance will be deemed adjusted to that effect.

25. ENTIRE AGREEMENT AND AMENDMENT. This Agreement, together with the attachments, exhibits, webpages, or supplements specifically referenced and incorporated herein, constitute the entire agreement between Company and Customer with respect to the matters contained herein and supersede all previous communications, representations, or agreements, either oral or written between Company and Customer. No agreement or understanding varying or expanding this Agreement will be binding upon either party unless it is in writing and signed by a duly authorized representative of each party hereto.

26. CONFLICTS. In the event of any conflict or inconsistency between the terms of any agreement, or any part of an agreement or the various documents (including, but not limited to, electronic documents) between Company and Customer, unless the parties agree otherwise in writing, the various components of the agreements shall be given the following precedence (in descending order of precedence): a) any master agreement or long term agreement between Company and Customer; b) any specific terms, conditions and/or warranties of the individual products or Deliverables; c) the terms and conditions of this Agreement, and d) any purchase order.

27. UNSATISFACTORY CREDIT/TERMINATION FOR INSOLVENCY OR DEFAULT. Customer shall furnish Company with statements evidencing Customer's financial condition

as Company may, from time to time, reasonably request, and shall notify Company immediately of any and all events that may have a material adverse effect on Customer's business or financial condition. If Company determines, in its sole discretion, that Customer's financial condition or creditworthiness is inadequate or unsatisfactory, then in addition to Company's other rights, Company may without liability or penalty, take any of the following actions: (i) modify the payment terms for any outstanding and/or future purchases; (ii) cancel any previously accepted orders; (iii) delay any further shipment of Deliverables to Customer; or (iv) any combination of the above.

Company may immediately terminate an order from Customer by giving written notice to Customer in the event of the happening of any of the following or any other comparable event: (i) insolvency of the Customer; (ii) filing of a petition in bankruptcy by or against the Customer; (iii) appointment of a receiver or trustee for the Customer; (iv) execution of an assignment for the benefit of creditors by the Customer, all of which will allow Company to demand reclamation of all affected orders; (v) Customer ceases or threatens to cease to trade; (vi) Company determines that Customer does not meet or no longer meets the credit requirements of Company or Customer's credit account is closed; (vii) any Customer violation of law, specifically including, without limitation, those laws set forth in this Agreement.

In the event of termination in accordance with this section, Company will not be obligated to accept any existing or additional orders from Customer and Company will be released from its obligation to deliver under orders accepted prior to such termination. The rejection or termination of any order by Company will not entitle Customer to any termination or severance compensation, or to any payment in respect to any goodwill established by Customer, or render Company liable for damages on account of the loss of prospective profits, or on account of any loss, expenditure, investment or obligation incurred or made by Customer.

No action taken under this Section 27 by Company (nor any failure of Company to act under this Section 27) will constitute a waiver by Company of any of its rights to enforce Customer's obligations, including the obligation of Customer to make payments as required under this Agreement. Upon termination of any order, all amounts owed by Customer to Company will become immediately due and payable, whether or not otherwise then due or payable.

28. CREDIT RISK ON RESALE OF DELIVERABLES. Customer is responsible for all credit risks with respect to, and for collecting payment for, all Deliverables sold to third parties (including End Users, installers, and/or general contractors) whether or not Customer has made full payment to Company for such Deliverables. The inability of Customer to collect payment for any Deliverable shall not affect Customer's obligation to pay Company for any Deliverable.

29. GOVERNING LAW; VENUE; AND EXPENSES. Any dispute or claim relating to this Agreement shall be governed by and construed according to the laws of the State of Indiana (excluding its conflict of laws principles); and not by the provisions of the 1980 United Nations Convention on the International Sale of Goods. Any disputes or claims shall be instituted and maintained in the courts of the State of Indiana. Customer consents to the exercise of jurisdiction over it by such courts and agrees that Indiana is not an inconvenient forum for any action arising from or relating to this Agreement. Customer agrees to pay for all expenses (including, but not limited to, collection costs, court costs and attorneys' fees) incurred by Company in enforcing the obligations of Customer under this Agreement.

30. RELATIONSHIP OF THE PARTIES. Nothing in this Agreement or any other document creates an employment, partnership, joint venture, or agency relationship between Company and Customer, including that of franchisee/franchisor. No party will have any power or authority to enter into any commitment on behalf of or otherwise bind the any other party on any matter. No employee of Customer will be deemed to be an employee of Company. If any provision of this Agreement is deemed to create a franchise relationship or business opportunity between the Parties, then Company may terminate any purchase order or this Agreement or the Parties shall negotiate in good faith to modify this Agreement so as to effect the original intent of the Parties as closely as possible in a mutually acceptable manner in order that the transactions contemplated hereby are consummated as a reseller agreement and not a franchise or business opportunity agreement.

31. SETOFF. Customer does not have the right to setoff or to back charge against any amounts which become payable to Company under this Agreement or otherwise. Company will not accept responsibility for backcharges for the cost of material or labor by Customer or any third party.

32. ELECTRONIC COMMUNICATIONS AND ELECTRONIC SIGNATURES. Both parties expressly agree to electronic transactions and acknowledge that documents they sign electronically will bind them to the same extent as a paper signature. Customer represents and warrants to Company that only employees authorized to bind Customer legally shall electronically sign any document under this Agreement. Customer shall comply with any method of electronic communication/payment processing specified by Company, including electronic funds transfer, pay-on-receipt processes/systems, order transmission, releases, electronic signature, and electronic communication systems, including, without limitation, the use of electronic data interchange ("EDI") portals. Notwithstanding the foregoing, e-mails, even those containing a signature block of one of Company's representatives, shall not constitute a signed writing.

33. COMPLIANCE WITH APPLICABLE LAWS.

a. General. Company and Customer will comply with all applicable federal, state and municipal laws, regulations, codes, ordinances and orders that pertain to the Deliverables, including but not limited to full compliance with any applicable provisions of The Health Insurance Portability and Accountability Act. Where the Customer is located outside the United States, or where the customer intends to ship the product outside the United States, the Customer shall be responsible for compliance with all U.S. export laws, and for filing all U.S. Electronic Export Information, as applicable.

b. The Customer acknowledges and agrees that: (i) it shall not violate applicable laws and regulations in performing its duties under this Agreement; (ii) it does not and shall not engage in any conduct that shall violate any applicable anti-bribery or anti-corruption laws or regulations; (iii) it (and its owners, officers, directors, employees and agents) shall not pay, offer, promise or authorize the payment of, either directly or indirectly, anything of value (including but not limited to cash, gifts and entertainment) to (a) any government official or employee of any government; (b) any official or employee of any department, agency, or instrumentality of a government; (c) any employee of any corporation or entity owned or controlled by a government; (d) any family member of such officials or employees; (e) any

political party, party official, or political candidate; or (f) any other persons, owners, officers, directors, employees and agents of any corporation or entity; to improperly or illegally assist in obtaining or retaining business (including but not limited to any contracts, avoidance of duties or reduction of tariffs, reduction of taxes or to obtain money owed, or to obtain regulatory approval) or for the purpose of causing, soliciting or inducing the sale and purchase of the Deliverables by any party, and (iv) it has full knowledge of and will comply with the Company's Code of Conduct for Business Partners as set forth on the Allegion customer website, **WHICH IS HEREBY INCORPORATED BY REFERENCE.**

c. The Customer shall indemnify and hold the Company harmless from any claim, demand, expense or cost arising from any breach of this Article.

d. The Customer shall permit the Company to conduct an audit or review of the Customer's financial books and records and business operations at such other times that the Company considers it necessary to confirm compliance with this provision. Such audit may be conducted by representatives of the Company or, at the Company's sole discretion, by a certified public accounting firm selected by the Company. The Customer shall cooperate with any inquiries from the Company's Ethics & Compliance Group.

e. A violation of this provision constitutes a material breach of this Agreement and the Company may terminate any purchase order or this Agreement immediately, with no opportunity to cure, in accordance with Section 27 of this Agreement.

f. Notwithstanding the foregoing provisions of this Section 33, (i) Company is not responsible for obtaining or maintaining any permits for the performance of services or the verification or compliance with any code requirements relative to the performance of services, (ii) to the extent any sale of Deliverables pursuant to this Agreement may require approval of the U.S. Government, Company's obligations under this Agreement are conditioned upon the grant of such approval and upon compliance by Customer with any restrictions imposed by the U.S. Government in connection with such approval, and (iii) in the event the Deliverables are to be used in a nuclear facility, the Customer shall, prior to such use, arrange for insurance or governmental indemnity protecting Company against liability. The Customer hereby releases and agrees to indemnify Company and its suppliers for any nuclear damage including, but not limited to, loss of use, in any manner arising out of the nuclear incident, whether alleged to be due, in whole or in part by Company or its suppliers.

g. **No Inducements.** Each party represents to each other that neither it nor any person acting on its behalf has, in contravention of any applicable law, given or offered to give or will give or offer to give, any sum of money or other material consideration to any person, directly or indirectly, as an inducement to obtain business hereunder or to influence the granting of licenses or other governmental permissions to enter into this Agreement or perform obligations hereunder.

h. **Equal Employment Opportunity.** Company is a U.S. federal contractor that complies with Executive Order 11246, as amended, and applicable regulations in 41 CFR Parts 60-1 through 60-60, 29 U.S.C. § 793 and applicable regulations in 41 CFR § 60-741; and 38 U.S.C. § 4212 and applicable regulations in 41 CFR Part 60-250 and 60-300. **THE FOLLOWING PROVISIONS ARE INCORPORATED HEREIN BY REFERENCE:** Executive Order 11246 and 41 CFR § 60-4.3(a); Executive Order 11701 and 41 CFR §§ 60-250.5(a), 60-300.5; Executive Order 11758 and 41 CFR § 60-741.5(a); U.S. immigration laws, including the L-1 Visa Reform Act of 2004 and the H-1B Visa Reform Act of 2004; and Executive Order 13496.

i. **Ethical Business Conduct.** Customer shall adopt and comply with Company's Business Partner Code of Conduct which is **EXPRESSLY INCORPORATED HEREIN BY REFERENCE.**

34. REPRESENTATIONS AND WARRANTIES. Customer represents, warrants and covenants to Company that: (a) it has the right, power, and authority to enter into this Agreement and fully perform its obligations hereunder; (b) it has all necessary rights in and to its respective Content and Marks for use within the scope of this Agreement, including the licenses granted herein; and (c) it complies, and at all times shall comply, with all laws, rules, and regulations in effect that are applicable to its performance under this Agreement, including obtaining all such approvals and/or permits as may be required hereunder.

35. NO THIRD-PARTY BENEFICIARY. Each party is entering into this Agreement solely based on the representations contained herein for its own purposes and not for the benefit of any third party.

36. NOTICES AND CHANGE OF ADDRESS. All notices or other communications under this Agreement shall be in writing and delivered in person, or sent by receipted courier, express mail, e-mail, or postage prepaid certified or registered mail, addressed to the party for whom it is intended, at the addresses set forth in this Agreement. Either party may change its address for notice by giving written notice to the other party. Any notice or other communication shall be deemed given no later than the date actually received. Notice by courier, express mail, certified mail, or registered mail shall be deemed given on the date it is officially recorded as delivered and, in the absence of such record of delivery, it shall be rebuttably presumed to have been delivered on the third Business Day after it was deposited. Notices sent by e-mail require tangible confirmation of receipt from addressee.

37. ASSIGNMENT. Customer may not assign this Agreement without the prior written consent of Company. Company may assign its rights and delegate its duties under this Agreement, without the prior consent of Customer, to an Affiliate, or to a third party in the event of a spin-off, merger, business combination, consolidation or sale of all, or substantially all, of its assets or business that are related to this Agreement. The rights and duties in this Agreement shall bind and inure to the benefit of any such assignee.

38. SEVERABILITY. If any provision of this Agreement is held to be invalid, illegal, or unenforceable under any statute, regulation, ordinance, executive order, or other rule of law, that provision will be deemed severed to the extent necessary to comply with such statute, regulation, ordinance, order, or rule. In the event such provision is deemed severed, the parties will negotiate in good faith to arrive at an alternative arrangement approximating the original business objective of the parties. The remaining terms and conditions of this Agreement will remain in effect.

39. NO IMPLIED WAIVER. The failure of either party at any time to require performance by the other party of any provision of this Agreement will in no way affect the right to require such performance at any time thereafter, nor will the waiver of either party of a breach of any provision of this Agreement constitute a waiver of any succeeding breach of the same or any other provision.

40. MISCELLANEOUS. (a) This Agreement does not make either party the agent or legal representative of the other party. Neither party is authorized to create any obligation on behalf of the other party including, but not limited to, the obligation for payment of any service or warranty obligation hereunder; (b) The rights and remedies herein reserved to Company are cumulative and additional to any other rights and remedies provided at law or equity; (c) The official text of this Agreement is in the English language. If this Agreement is

translated into another language, the English text will govern any question with respect to interpretation; (d) The headings in this Agreement are for convenience of reference only and do not affect the meaning of this Agreement in any manner.

DEFINITIONS.

Capitalized terms have the meanings set forth in this Section, or in the Section in which they first appear in this Agreement.

"Agreement" means these Allegion Terms and Conditions of Sale and Service, together with any applicable Country Supplement or Region Supplement provided by Company, and all of the documents referenced herein or therein.

"Affiliate" means any Person that directly or indirectly, through one or more intermediaries, controls, is controlled by, or is under common control with, the Company. The term "control" (including the terms "controlled by" and "under common control with") means the possession, directly or indirectly, of the power to direct or cause the direction of the management and policies of a Person, whether through the ownership of voting securities, by contract or otherwise.

"Business Day" means any day except Saturday, Sunday or any other day on which commercial banks located in the United States are authorized or required by Law to be closed for business.

"Company" means Schlage Lock Company, LLC or any subsidiary or affiliate thereof selling products that are part of the Allegion product portfolio. Schlage Lock Company and/or its subsidiary or affiliates will be severally but not jointly liable under the Agreement.

"Company Marks" refers to the Marks of Company.

"Confidential Information" shall mean any and all information provided by either party to the other party pertaining to the disclosing party's business. Confidential Information shall include, but not be limited to, any bidding lists, formulae for products, manufacturing processes, production techniques, packaging processes, methods, research materials, ideas, marketing plans and related materials, quality standards, test results and data, apparatus, engineering drawings, contract documents, computer software, hardware, or firmware, business activities information such as financial information, reports, projections, books and records, customer and supplier information, and operations, customer and supplier lists and data, specifications, know how, and other Proprietary Information or Trade Secrets (as defined herein) that either party may furnish to the other party. Confidential Information shall not include information that: (a) is or becomes publicly known if such public knowledge or disclosure is not the result of any act or failure to act on the part of the receiving party; (b) is, at the time of disclosure, already known to the Receiving Party without utilizing the Confidential Information; (c) is information disclosed to the Receiving Party by a third party which is not to the Receiving Party's knowledge, after inquiry of the third party, under a duty of confidentiality to the Disclosing Party; or (d) is independently developed by the Receiving Party without the use of Confidential Information. The Receiving Party shall have the burden of proof as to prior knowledge and absence of breach. Confidential Information may be furnished in any tangible or intangible form including, but not limited to, writings, drawings, computer and other electronic media, logic diagrams, component specifications, graphs, prototypes, samples, or verbal communications and regardless of whether such information is marked or designated as "confidential." For the avoidance of doubt, all information, knowledge or data disclosed by Company to Customer, regardless of whether disclosed in written, tangible, oral, visual or other form, including, without limitation, sample products, equipment, software, or other objects or material, provided by Company to Customer, and all information, knowledge or data which was obtained by Customer from visits to Company's facilities, shall be considered "Confidential Information" under this Agreement.

"Content" means all information (including without limitation any text, music, sound, photographs, video, graphics, data or software), in any medium, on a particular Company Web page or Website or in Marketing Materials.

"Customer" means the purchaser of Deliverables from Company.

"Deliverables" means any good or service or both purchased by Customer from Company under these General Terms and Conditions of Sale and Service.

"End Users" means the purchaser that (a) has acquired a Deliverable from Customer for (i) its own and its Affiliate's/Affiliates' internal use and not for resale, remarketing or distribution or (ii) incorporation into its own products and (b) is an individual or entity, other than any federal, state or local agency, office or division.

"IP" means all intellectual property and industrial property rights comprising or relating to/ of the following: (a) Patents; (b) Trademarks; (c) internet domain names, whether or not Trademarks, registered by any authorized private registrar or Governmental Authority, web addresses, web pages, website and URLs; (d) works of authorship, expressions, designs and design registrations, whether or not copyrightable, including copyrights and copyrightable works, software and firmware, application programming interfaces, architecture, files, records, schematics, data, data files, and databases and other specifications and documentation; (e) Trade Secrets; and (f) all other intellectual property and industrial property rights, and all rights, interests and protections that are associated with, equivalent or similar to, or required for the exercise of, any of the foregoing, however arising, in each case whether registered or unregistered and including all registrations and applications for, and renewals or extensions of, such rights or forms of protection pursuant to the Laws of any jurisdiction throughout in any part of the world.

"Marketing Materials" means all marketing brochures, buckslips, pamphlets, emails, text, call scripts or other material, whether in printed format, audio or audiovisual format, or in any other format, that contain any (i) Content relating to the Company Deliverables or (ii) Company Marks.

"Marks" means collectively the domain names, trademarks, trade names, service marks, trade dress, logos, and the like used or provided by either party for use in connection with this Agreement.

"Patents" means all patents (including all reissues, divisionals, provisionals, continuations and continuations-in-part, re-examinations, renewals, substitutions and extensions thereof), patent applications, and other patent rights and any other Governmental Authority-issued indicia of invention ownership (including inventor's certificates, petty patents and patent utility models).

"Person" means a person or entity.

"Price Books" mean Company's current Price Book in effect for the applicable Deliverable being purchased by Customer.

"Trade Secrets" means and includes business or technical information of either party, including processes, formulas, devices, techniques, compilations and other material that a party attempts to maintain in secret and that derive commercial value for such party from not being generally known to the public or readily ascertainable through independent development or reverse engineering.

TERMS & CONDITIONS · Standard Schlage Product Terms and Conditions

Commercial

The following specific product terms and conditions are applicable only to the extent provided herein. All other terms and conditions contained in the General Terms and Conditions of Sale and Service provided in this Price Book will govern the sale of products identified in this Price Book.

This price list supersedes and cancels all previous price lists. Prices shown are subject to change without notice. All prices may be subject to discount. Products considered “Specials” (“X” designated part numbers) fall outside of standard discount terms. Contact Customer Care for clarification.

Minimum Order Size for Channel Discount:

All orders less than \$500.00 list shall be discounted at book net.

Claims and Returns:

Due to Schlage error:

- Claims for shortages and/or incorrectly filled orders must be filed with Customer Service within 30-days of receipt of material.
- Incorrect order acknowledgments must be changed by emailing request to Customer Care territory email box upon receipt of acknowledgment. Refer to inside cover of this book.
- Invoice adjustments must be faxed to Credit Adjustments @ (317) 810-3048 within 30-days of receipt of invoice.
- Returned goods will not be accepted without prior written approval from Schlage. Credit will be based upon the Return Material Authorization (RMA) issued by Customer Service or the Allegion Consultant and final acceptance by Schlage. Returns must be prominently marked with the RMA number and follow return guidelines on the RMA form. Return freight cost is prepaid by the customer and reimbursed at UPS ground rate.
- Product considered being defective after review by the Allegion Consultant must be returned to the Schlage Lock Company facility in Security, Colorado accompanied by an RMA. Replacement orders for defective product will be entered by Customer Service at the time of notification.

Claims and Returns:

Due to Customer error:

- It is the policy of the Schlage Lock Company to not accept returns of any materials that are correctly furnished as per the dealer's purchase order.
- Return of product due to customer order error or accommodation must be pre-arranged with the Allegion Consultant and approved by Business Unit Manager.
- Returns are subject to a minimum restocking charge of 35% for unopened cases.
- Materials are not returnable.
- Product must be received in original factory condition and certified as such by Schlage Receiving.
- No return freight charges will be credited.

Under no circumstances is Schlage liable for incidental or consequential damages. Charge-backs will not be allowed.

Standard Schlage Product Terms and Conditions · TERMS & CONDITIONS

Commercial

Delivery:

For the following:

Non-Master Keyed orders

Master Keyed orders

or

Non-Master Keyed orders prominently marked on the order to "Ship Complete"

Expect this delivery:

Factory items will individually be assigned ship dates based on current lead times.

The entire order will be assigned ship dates grouped by factory location. Items with longest current lead times determine ship date for other items from that location.

All orders will be acknowledged with scheduled ship dates. Specific scheduled ship dates are not guaranteed by Schlage because of the nature of product, labor, availability of product or manufacturing conditions that might be beyond our control. Schlage will not be liable for back charges incurred based on availability of product in accordance with acknowledged ship dates. Selected Products are available to specific channels of distribution for 1 and 5-day delivery through the Allegion FastTrack Program. The Allegion FastTrack Program is subject to separate terms and conditions.

Order Changes or Cancellations:

Type of Change	Type of Product		
	• Primus® Keys • QuicKey	Normal Factory Lead Time Items	⌚ Extended Factory Lead Time Items
1. Change to: – Product, creating a different SKU number – Keying*	Not Accepted	<ul style="list-style-type: none"> OK within first 2-days from receipt of order. If after 2-days, item must be deleted from order (see 3, 25% handling charge will apply) and entered as a new order (see 2). 	<ul style="list-style-type: none"> OK within first 10-days from receipt of order. If after 10-days, item must be deleted from order (see 3, 50% handling charge will apply) and entered as a new order (see 2).
2. Change to: – Increase quantity of existing item(s) – Add new item(s)	Not Accepted	<ul style="list-style-type: none"> New order with normal lead-time must be generated for additions. Same terms & conditions will be applied if requested so long as the original order has not been shipped. Additions received after the original order ships must be entered as a new order and will stand-alone for lead-time and terms & conditions. 	
3. Change to: – Delete item(s) – Reduce quantity of existing item(s) – Cancel order	Not Accepted	<ul style="list-style-type: none"> OK within first 2-days from receipt of order. If after 2-days, subject to handling charge of 25% of the net price of the deleted item(s).** 	<ul style="list-style-type: none"> OK within first 10-days from receipt of order. If after 10-days, subject to handling charge of 50% of the net price of the deleted item(s).**

* Includes any change to key symbol, door identification and/or cylinder pinning.

** Handling charges are billed on the original order.

Notes: 1) Change orders must be emailed to your Customer Care territory email box. Please state change order request in subject line. For questions call (877) 671-7011.

2) Customer Care will acknowledge receipt of change orders and action taken.

3) Change orders resulting in handling charges require customer review prior to change being made.

TERMS & CONDITIONS · Standard Schlage Product Terms and Conditions

Residential

The following specific product terms and conditions supersede the general terms and conditions of sale and service only to the extent provided herein. All other terms and conditions contained in the General Terms and Conditions of Sale and Service provided in this price book will govern the sale of products identified in this price book.

The price list in this price book supersedes and cancels all previous price lists contained in any other price books or versions thereafter. Prices shown are subject to change without notice. All prices are subject to discount. Products considered “Specials” (“X” designated part numbers) fall outside of standard discount terms. Contact customer service for clarification.

Service Charges:

Service charges on past due invoices (except validly disputed items) will be assessed as follows: 1 1/2% per month or the maximum allowable by law on past due amounts open as of the last day of each calendar month until the past due amounts are paid.

Changes or Cancellations:

Changes or cancellations to an order must be in writing and may result in additional charges for labor and/or materials. Changes may result in a delay in the scheduled ship date. Additions to orders will be entered as separate stand-alone orders and must qualify for all terms of sale, including discounts, on an individual basis. Changes or deletions resulting in an order size of less than our minimum will not be accepted. Orders for non-cataloged, special or nonstandard items may not be canceled. Factory orders may not be changed within 7 days.

Claims and Returns:

Claims for shortages and/or incorrectly filled orders must be filed with Customer Service within 10 days of receipt of material. Price adjustments must also be made in writing to Customer Service within 30 days from receipt of invoice. No returned goods will be accepted without written approval from Schlage. Credit will be based upon the written authorization of the Schlage representative and final acceptance by Schlage. Such returns must be prominently marked with the return goods authorization number and shipped prepaid. Returns, if approved, will be subject to a minimum restocking charge of 35% for unopened cases received in the same condition as when sold by Schlage. Materials are not returnable. Charge-backs will not be allowed.

Freight Policy:

Customer orders in excess of \$1,000 Net will be shipped freight prepaid by Schlage to a single destination point in the U.S. Orders less than this amount will ship UPS/RPS prepaid and actual freight will be indicated on the customer's invoice. All goods are shipped F.O.B. factory or DSC and become the customer's property when they pass into the hands of the transportation company. Schlage reserves the right to use our choice of carrier. Schlage will ship as requested, freight collect, if the customer is willing to bear the entire expense and so indicates on the order. Other delivery options include Next Day, 2-day, and 3-day shipping.

Taxes:

Prices do not include any present or future Federal, State or local property, license, privilege, sales, use, excise, gross receipts or other like taxes or assessments which may result from transactions or any services performed in connection therewith.

Delivery:

Orders will be assigned ship dates and acknowledged accordingly, based on estimates of availability of products. Specific scheduled ship dates are not guaranteed by Schlage because of the nature of product, labor, availability of material or manufacturing conditions that might be beyond our control. Schlage will not be liable for back charges incurred based on availability of product in accordance with acknowledged ship dates.

Certifications:

Schlage products, as noted in our catalog, are produced and tested by independent laboratories for compliance with UL and ANSI standards. Any field modification or alteration of product will void certification.

Copyright 2014, Allegion

All rights reserved. Printed in U.S.A.

Standard Pack

Lock Series	Functions	Case Quantity	Avg. Wt. per Case	Cubic Feet	Case Dimensions (inches)		
					Length	Width	Depth
A	Keyed	20	36	1.4	8.88	15.75	17.88
	Non-keyed	20	28	1.4	8.88	15.75	17.88
	Dummy trim	20	8	0.6	4.75	14.38	14.55
	Lever designs	20	36	1.7	9	13	25.5
AL	Keyed & non-keyed	6	25.9	1.5	16.6	15.2	10.2
	Dummy trim	6	9.3	1	13.8	13.6	9.6
B	B560	20	33.5	1.0	6.5	15.25	18.25
	B562	20	41	1.0	6.5	15.25	18.25
	B250PD	20	28	1.0	6.5	15.25	18.25
	B252PD	20	37	1.0	6.5	15.25	18.25
	B600/700/800	12	36.5	0.6	6.5	12.12	13.75
BA	BA360	12	22	0.6	6.5	12.12	13.75
	BA362	12	25	0.6	6.5	12.12	13.75
BE	BE365	6	33	1.0	9.25	13.5	14.125
D Knobs	Keyed & non-keyed	10	31	0.7	8.88	8.75	15.38
	Dummy trim	10	17	0.3	4.75	7.75	14.38
ND Levers	Keyed & non-keyed	6	34	1.5	17	14	10.6
	Dummy trim	6	9.3	1	13.8	13.6	9.6
F	Keyed knobs (non Orbit)	20	0	1.4	8.88	15.75	17.88
	Keyed levers	20	41.6	2	9	12	32
	Keyed Orb	20	41.6	1.4	8.88	15.75	17.88
	Keyless knobs (non Orbit)	20	30	1.4	8.88	15.75	17.88
	Keyless levers	20	41.6	2	9	12	32
	Keyless Orb	20	41.6	1.4	8.88	15.75	17.88
	Dummy knobs	20	7.6	0.6	4.75	14.38	14.55
	Dummy levers	30	11.4	0.9	4.75	14.5	22.25
	F360 & F255E	4	23	1.4	8.5	16	17.25
	F362	4	24	1.4	8.5	16	17.25
F393	4	22	1.4	8.5	16	17.25	
FA	Keyed knobs	10	18.5	0.7	8.88	8.75	15.38
	Keyed levers	16	41	1.7	9	13	25.5
	Keyless knobs	10	18.5	0.7	8.88	8.75	15.38
	Keyless levers	16	36.2	1.7	9	13	25.5
	Dummy knobs	10	5	0.3	4.75	7.75	14.38
	Dummy levers	20	16	1.0	6.5	15.25	18.25
	FA360	4	33	2.1	9	16	26.25
FA362	4	35	2.1	9	16	26.25	
FE	FE395	6	30.3	1.5	10.6	14	17
	FE375	6	25.5	1.5	10.6	14	17
H	H110	10	40	1.7	21.1	14.5	9.4
	H153	10	43	1.7	21.1	14.5	9.4
	H170	20	28	1.9	23.1	16.1	8.9
	H172	20	38	1.9	23.1	16.1	8.9

Freight Weight Chart
Shipping weights shown represent an approximation of the average weight for any lock and are intended only for use in estimating transportation and tariff charges. They are subject to variations due to changes in manufacturing or methods of packing.

continued on next page

Standard Pack *(continued)*

Lock Series	Functions	Case Quantity	Avg. Wt. per Case	Cubic Feet	Case Dimensions (inches)		
					Length	Width	Depth
Dexter	D60	24	35.85	0.93	13.58	12.01	8.46
	JD62	24	44.66	0.93	13.58	12.01	8.46
	JD80	24	21.04	0.55	10.87	9.73	7.48
	JD80	24	25.30	0.58	12.28	10.35	7.87
	JH60	4	20.24	0.80	11.81	7.68	13.19
	JH62	4	21.34	0.80	11.81	7.68	13.19
	JH193	4	16.06	0.80	11.02	15.35	17.91
	JH58	4	13.86	0.80	11.81	7.68	13.19
	JH59	24	26.77	1.20	16.54	13.39	8.27
	J158	24	30.36	1.56	21.18	17.8	6.38
	J159	12	33.88	1.10	13.58	12.8	9.84
	J118	24	29.04	1.56	21.18	17.8	6.38
	J119	12	34.32	1.10	13.58	12.8	9.84
	JT58	20	27.72	1.83	14.96	13.39	14.17
	Keyed Levers	24	43.12	2.24	18.11	13.39	14.17
	Non-keyed Levers	24	32.56	2.24	22.44	18.9	6.69
	Dummy Trim Levers	50	28.16	1.46	14.41	13.31	11.65
	Keyed Knobs	24	31.46	1.23	12.20	10.63	14.57
	Non-keyed (J40) Knobs	24	31.02	1.23	12.20	10.63	14.57
	Non-keyed (J10) Knobs	24	25.52	1.23	12.20	10.63	14.57
Dummy Trim Knobs	50	17.82	0.98	14.37	14.17	7.09	
Keyed Stratus knob	24	29.04	1.23	12.20	10.63	14.57	
Non-keyed (J40) Stratus	24	25.96	1.23	12.20	10.63	14.57	
Non-keyed (J10) Stratus	24	23.98	1.23	12.20	10.63	14.57	
Dummy Trim Stratus knob	50	15.40	0.98	14.37	14.17	7.09	
L400		1	1.7	0.1	6.5	5.5	3
L9000		4	35	0.9	11.2	11.8	11.3
S		6	18	1.5	17	14	10.6
S200		6	24.5	1.5	17	14	10.6
CL	CL100	20	16.6	0.6	4.75	14.38	14.55
	CL200	20	16.6	0.6	4.75	14.38	14.55

Freight Weight Chart
Shipping weights shown represent an approximation of the average weight for any lock and are intended only for use in estimating transportation and tariff charges. They are subject to variations due to changes in manufacturing or methods of packing.

Key Blanks

Product	Box Quantity	Avg. Wt. per Box	Case Quantity	Avg. Wt. per Case	Case Cubic Feet
5-Pin	50	1.2	1000	23.5	.2
6-Pin Classic	50	1.2	1000	24.6	.2
Everest®	50	1.75	500	17.9	.2
Everest 29™	50	1.75	500	17.9	.2

Portable Security Product	Description	Case Qty.	Case Wt.	Cubic Feet	Case Dimensions (inches)			
					Length	Width	Depth	
Security Chains	810223	Cinch Ring Security Chain - 4' 3"	1	7.49	0.14	2.5	10	10
	810230	Cinch Ring Security Chain - 2' 3"	1	4.29	0.07	4.5	4.25	6.25
	KKX16	Security Chain & Padlock - 3' 5"	1	6.69	0.07	4.5	4.25	6.25
	KKY16	Security Chain & Padlock - 5' 6"	1	9.97	0.14	2.5	10	10
	KC215E130	Locking Cable SFIC (Less Cylinder) 6' x 5/8"	1	3.97	0.16	2.8	10.4	9.5
Cable Security	KC215E220	Locking Cable KNK Cylinder 6' x 5/8" KD	1	3.93	0.16	2.8	10.4	9.5
	KC220E220	Locking Cable KNK Cylinder 6' x 3/4" KD	1	5.47	0.16	2.8	10.4	9.5
	KC215E230	Locking Cable KNK (Less Cylinder) 6' x 5/8"	1	4.1	0.16	2.8	10.4	9.5
	KC220E230	Locking Cable KNK (Less Cylinder) 6' x 3/4"	1	5.25	0.16	2.8	10.4	9.5
	KC215A230	Locking Cable KNK (Less Cylinder) 2' x 3/4"	1	2.1	0.16	2.8	10.4	9.5
	KC215B230	Locking Cable KNK (Less Cylinder) 4' x 3/4"	1	4.2	0.16	2.8	10.4	9.5
	KC215A130	Locking Cable SFIC (Less Cylinder) 2' x 3/4"	1	2.1	0.16	2.8	10.4	9.5
	KC215B130	Locking Cable SFIC (Less Cylinder) 4' x 3/4"	1	4.2	0.16	2.8	10.4	9.5
	999201	Rekeyable Locking Cable - 6' x 5/8" (15mm)	5	17.14	1.02	12.75	8	17.25
	999218	Locking Key Cable - 5' x 1/2" (12mm)	5	5.71	0.29	11	5	9
	999225	Resettable Combination Cable - 5' x 3/8" (10mm)	5	6.66	0.31	10	6	9
	820406	Heavy Duty Double Loop Steel Cable - 7' x 5/8" (15mm)	5	15.01	0.84	11.25	12	10.75
	820413	Heavy Duty Double Loop Steel Cable - 15' x 5/8" (15mm)	4	21.12	1.14	13.13	12.25	12.25
	999249	Double Loop Flexible Steel Cable - 4' x 3/8" (10mm)	5	4.49	0.24	11	6.5	5.75
	999256	Double Loop Flexible Steel Cable - 7' x 3/8" (10mm)	5	7.01	0.32	13.75	6	6.75
	999263	Double Loop Flexible Steel Cable - 15' x 3/8" (10mm)	5	12.65	0.67	12.25	9.5	10
	999270	Double Loop Flexible Steel Cable - 30' x 3/8" (10mm)	5	22.81	0.89	10.25	11.5	13
	994800	Double Loop Cable (4' x 3/8") & Weather Cover Padlock	5	7.75	0.6	11	9	10.5
	994862	Double Loop Cable (15' x 3/8") & Weather Cover Padlock	5	15.15	0.88	12	10.75	11.75
	Padlocks	999232	Extra Large Padlock	5	14.59	0.6	14	8.25
851226KA		Round Body Solid Steel Padlock - 2" shackle	6	8.69	0.41	10.25	6.5	10.75
994831		Round Body Solid Steel Padlock 2pk Keyed Alike - 2" shackle	4	13.65	0.33	8.5	9.5	7
850465		Dial Combination Padlock	6	2.82	0.16	6	4.5	10.25
850410		Covered Laminated Padlock 2pk Keyed Alike - 1 1/2" (40mm)	6*	7.14	0.28	6.25	8	9.75
855156		Shackle-less Padlock	6	14.11	0.33	8.66	5.9	11.22
KS11A1200		Chrome Plated Brass Padlock SFIC (Less Cylinder) 3/4" shackle	6	5.08	0.05	2.76	7.76	3.94
KS11D1200		Chrome Plated Brass Padlock SFIC (Less Cylinder) 1 1/2" shackle	6	5.52	0.06	2.76	7.76	4.53
KS11F1200		Chrome Plated Brass Padlock SFIC (Less Cylinder) 2" shackle	6	5.52	0.06	2.76	7.76	5.00
KS11G1200		Chrome Plated Brass Padlock SFIC (Less Cylinder) 4" shackle	6	6.18	0.09	2.76	7.76	7.05
KS13A2300		Brass Padlock KNK Cylinder 3/4" shackle, KD	6	6.18	0.05	2.76	7.76	3.94
KS13D2300		Brass Padlock KNK Cylinder 1 1/2" shackle, KD	6	6.18	0.06	2.76	7.76	4.53
KS13F2300		Brass Padlock KNK Cylinder 2" shackle, KD	6	6.62	0.06	2.76	7.76	5.00
KS13G2300		Brass Padlock KNK Cylinder 4" shackle, KD	6	7.28	0.09	2.76	7.76	7.05
KS21A1200		Chrome Plated Brass Padlock SFIC (Less Cylinder) 3/4" shackle	6	5.52	0.05	2.76	7.76	3.94
KS21D1200		Chrome Plated Brass Padlock SFIC (Less Cylinder) 1 1/2" shackle	6	5.52	0.06	2.76	7.76	4.53
KS21F1200		Chrome Plated Brass Padlock SFIC (Less Cylinder) 2" shackle	6	5.52	0.06	2.76	7.76	5.00
KS21G1200		Chrome Plated Brass Padlock SFIC (Less Cylinder) 4" shackle	6	6.62	0.09	2.76	7.76	7.05
KS23A2300		Brass Padlock KNK Cylinder 3/4" shackle, KD	6	6.18	0.09	2.76	7.76	7.05
KS23D2300		Brass Padlock KNK Cylinder 1 1/2" shackle, KD	6	6.62	0.06	2.76	7.76	4.53
KS23F2300		Brass Padlock KNK Cylinder 2" shackle, KD	6	6.62	0.06	2.76	7.76	5.00
KS23G2300		Brass Padlock KNK Cylinder 4" shackle, KD	6	7.28	0.09	2.76	7.76	7.05
KS41A1200		Chrome Plated Brass Padlock SFIC (Less Cylinder) 3/4" shackle	6	6.18	0.09	2.76	7.76	7.05
KS41D1200		Chrome Plated Brass Padlock SFIC (Less Cylinder) 1 1/2" shackle	6	6.18	0.06	2.76	7.76	4.53
KS41F1200		Chrome Plated Brass Padlock SFIC (Less Cylinder) 2" shackle	6	6.62	0.06	2.76	7.76	5.00
KS41G1200		Chrome Plated Brass Padlock SFIC (Less Cylinder) 4" shackle	6	7.73	0.09	2.76	7.76	7.05
KS43A2300		Brass Padlock KNK Cylinder 3/4" shackle, KD	6	6.62	0.09	2.76	7.76	7.05
KS43A3200		Brass Padlock Full Size IC (Less Cylinder) 3/4" shackle	6	6.62	0.09	2.76	7.76	7.05
KS43D2300		Brass Padlock KNK Cylinder 1 1/2" shackle, KD	6	7.28	0.06	2.76	7.76	4.53
KS43D3200		Brass Padlock Full Size IC (Less Cylinder) 1 1/2" shackle	6	7.28	0.06	2.76	7.76	4.53
KS43F2300		Brass Padlock KNK Cylinder 2" shackle, KD	6	7.28	0.06	2.76	7.76	5.00
KS43F3200		Brass Padlock Full Size IC (Less Cylinder) 2" shackle	6	7.28	0.06	2.76	7.76	5.00
KS43G2300		Brass Padlock KNK Cylinder 4" shackle, KD	6	8.39	0.09	2.76	7.76	7.05
KS43G3200		Brass Padlock Full Size IC (Less Cylinder) 4" shackle	6	8.39	0.09	2.76	7.76	7.05
KS72F1200		Steel Padlock SFIC (Less Cylinder) 2" shackle	6	10.6	0.10	3.27	9.29	5.59
KS72F2300		Steel Padlock KNK Cylinder 2" shackle, KD	6	5.08	0.10	3.27	9.29	5.59
KS72F3200		Steel Padlock Full Size IC (Less Cylinder) 2" shackle	6	5.08	0.10	3.27	9.29	5.59
KS72M1200		Steel Padlock SFIC (Less Cylinder) 1" shackle	6	9.93	0.09	3.27	9.29	4.88
KS72M2200		Steel Padlock KNK (Less Cylinder) 1" shackle	6	9.93	0.09	3.27	9.29	4.88
KS72M3200		Steel Padlock Full Size IC (Less Cylinder) 1" shackle	6	9.93	0.09	3.27	9.29	4.88
KS72F2200		Steel Padlock KNK (Less Cylinder) 2" shackle	6	10.6	0.10	3.27	9.29	5.59
KS82M1200		Steel Padlock SFIC (Less Cylinder) 1" shackle	6	7.73	0.07	3.27	8.82	4.29
KS82M2200		Steel Padlock KNK (Less Cylinder) 1" shackle	6	7.73	0.07	3.27	8.82	4.29
KS92M1200		Steel Padlock SFIC (Less Cylinder) 1" shackle	6	9.93	0.07	3.27	8.82	4.29
KS92M2200		Steel Padlock KNK (Less Cylinder) 1" shackle	6	9.93	0.07	3.27	8.82	4.29
KS92M3200	Steel Padlock Full Size IC (Less Cylinder) 1" shackle	6	9.93	0.07	3.27	8.82	4.29	
Hasps	855101	Vehicle Hasp	3	10.04	0.43	10.38	8.5	8.5
	855118	Flexible Steel Hasp	6	5.95	0.44	10.43	5.31	13.58
	855125	Center Hole Hasp	6	8.82	0.52	9.45	5.31	17.91
	855132	90 Degree Hasp	6	8.59	0.45	9.45	5.7	14.37
	855149	Steel Bar Hasp - 7 1/4"	6	9.03	0.44	10.43	5.31	13.58
994848	Steel Bar Hasp - 4 1/2"	6	2.7	0.26	10	4.75	9.5	

* Case is 6 each 2-packs.

TERMS & CONDITIONS - Complete Locks

Product Warranties: Commercial Applications

3 Year Limited Mechanical Warranty and 1-Year Limited Electromechanical Warranty

Schlage Lock Company, LLC (the "Company") extends a three year limited mechanical warranty and one year limited electromechanical warranty to the original user of the products manufactured by the Company (the "Products") against defects in material and workmanship from the date of purchase. Certain Products contain restrictions to this limited warranty, additional warranties, or different warranty periods. Please see below for specific Product warranty information.

What The Company Will Do: Upon return of the defective Product to the Company or its authorized distributor for inspection, free and clear of all liens and encumbrances and accompanied by the statement of defects of proof of purchase, the Company will replace the Product.

Original User: These warranties only apply to the Original User of Products. These warranties are not transferable.

What Is Not Covered: The following costs, expenses and damages are not covered by the provisions of these limited warranties: (i) labor costs including, but not limited to, such costs for the removal and reinstallation of Products; (ii) shipping and freight expenses required to return the Products to the Company; or (iii) any other incidental, consequential, indirect, special and/or punitive damages, whether based on contract, warranty, tort (including, but not limited to strict liability or negligence), patent infringement, or otherwise, even if advised of the possibility of such damages. Some states do not allow the exclusion or limitation of incidental or consequential damages, so the above exclusion or limitation may not apply to you.

The provisions of these limited warranties do not apply to Products: (i) used for purposes for which they are not designed or intended; (ii) which have been subjected to alteration, misuse, abuse, negligence, or accident; (iii) which have been improperly stored, installed, maintained, repaired or operated; (iv) which have been used in violation of written instructions provided by Schlage; (v) which have been subjected to improper temperature, humidity, or other environmental conditions (i.e., corrosion); or (vi) which, based on the Company's examination, do not disclose to the Company's satisfaction non-conformance to the warranties. Additionally, the Company will not warrant ANSI A156.2 Grade 2 lever Product installed in educational facilities and student housing.

Additional Terms: The Company does not authorize any person to create for it any obligation or liability in connection with the Products. **The Company's maximum liability under these warranties is limited to the purchase price of the Product.** No action arising out of any claimed breach of these warranties by the Company may be brought by the Original User more than one (1) year after the cause of action has arisen.

How State Law Applies: These warranties give you specific legal rights, and you may also have other rights which vary from state to state.

SPECIFIC PRODUCT WARRANTY RESTRICTIONS/ADDITIONAL WARRANTIES:

ND-Series Levers 10-Year Mechanical Warranty

The limited warranty is for a period of seven (7) years for products shipped prior to January 2012. 10-year for products shipped after January 2012.

Small Format Interchangeable Core (SFIC) Warranty

The limited warranty also applies to Schlage locks and housings when used with another manufacturer's cores, or to Schlage cores (i.e. SFIC) when used in another manufacturer's locks and housings. *The use of unauthorized cylinder cams or other components with the Products shall void these warranties.*

Everest 29, Everest 29 Primus, Everest 29 Primus XP, Everest, Everest Primus, and Everest Primus XP Limited Lifetime Key Breakage Warranty

A limited lifetime warranty is provided to the original user against breakage and is subject to the restrictions of these limited warranties.

Portable Security Limited Lifetime Warranty

A limited lifetime warranty is provided to the original user and is subject to the restrictions of these limited warranties.

Exclusions: Oil Rubbed Bronze finish (613) is designed to improve over time and change in appearance, creating a living finish through daily use and thus, finish discoloration is not applicable to the above warranty.

Product Warranties: Residential Applications

Lifetime Limited Mechanical & Finish Warranty and 1-Year Limited Electronics Warranty

Subject to the terms and conditions of this warranty, Schlage extends a lifetime limited mechanical and finish warranty and a one-year limited electronics warranty to the original consumer user ("Original User") of our Schlage brand product ("Product") against defects in material and workmanship, as long as the Original User occupies the residential premises upon which the Product was originally installed.

What Schlage will do: Upon return of the defective Product to Schlage, Schlage's sole obligation, at its option, is to either repair or replace the Product, or refund the original purchase price in exchange for the Product. Original User: This warranty only applies to the Original User of Products. This warranty is not transferable.

What is not covered: The following costs, expenses and damages are not covered by the provisions of this limited Warranty: (i) labor costs including, but not limited to, such costs as the removal and reinstallation of Product; (ii) shipping and freight expenses required to return Product to Schlage; and (iii) any other incidental, consequential, indirect, special and/or punitive damages, whether based on contract, warranty, tort (including, but not limited to, strict liability or negligence), patent infringement, or otherwise, even if advised of the possibility of such damages. Some local laws do not allow the exclusion or limitation of incidental or consequential damages, so the above exclusion or limitation may not apply to you.

The provisions of this warranty do not apply to Products: (i) used in commercial applications; (ii) used in common area applications; (iii) used for purposes for which they are not designed or intended; (iv) which have been subjected to alteration, abuse, misuse, negligence or accident; (v) which have been improperly stored, installed, maintained or operated; (vi) which have been used in violation of written instructions provided by Schlage; (vii) which have been subjected to improper temperature, humidity or other environmental conditions; or (viii) which, based on Schlage's examination, do not disclose to Schlage's satisfaction non-conformance to the warranty. Additionally, this warranty DOES NOT COVER scratches, abrasions, or deterioration due to the use of paints, solvents or other chemicals.

Exclusions: Oil Rubbed Bronze finish (613) is designed to improve over time and change in appearance, creating a living finish through daily use and thus, finish discoloration is not applicable to the above warranty. **Additional terms:** Schlage does not authorize any person to create for it any obligation or liability in connection with the Product. Schlage's maximum liability here under is limited to the original purchase price of the Product. No action arising out of any claimed breach of this warranty by Schlage may be brought by the Original User more than one (1) year after the cause of action has arisen.

How local law applies: This warranty gives you specific legal rights, and you may also have other rights as otherwise permitted by law. If this Product is considered a consumer product, please be advised that some local laws do not allow limitations on incidental or consequential damages or how long an implied warranty lasts, so that the above limitations may not fully apply. Refer to your local laws for your specific rights under this warranty.

Product Warranties: Residential Applications (Cont.)

Guaranteed Fit Program: Schlage products are designed to fit standard residential door preparations and retrofit existing tubular locks. Note: Mortise locks and preparations are not considered standard and are not guaranteed under this program. During the initial installation, if there is a problem with the Product's performance, the Original User may simply contact Schlage Customer Service at 888-805-9837 in the U.S. and Canada or 800-506-7866 in Mexico for assistance.

Program and warranty claims: If you encounter a residential door preparation or fit issue under the Guaranteed Fit Program or have a claim under this warranty, please contact Schlage Customer Service for repair, replacement or refund of the original purchase price in exchange for the return of the Product to Schlage.

DEXTER Lifetime Mechanical Warranty and 5-year Finish Warranty by SCHLAGE

Subject to the terms and conditions of this warranty, Schlage Lock Company ("Schlage") extends a lifetime limited mechanical and 5-year finish warranty to the original consumer user ("Original User") of Schlage J Series (formerly Dexter by Schlage) products ("Product") against defects in material and workmanship, as long as the Original User occupies the residential premises upon which the Product was originally installed.

What Schlage will do: Upon return of the defective Product to Schlage, Schlage's sole obligation, at its option, is to either repair or replace the Product, or refund the original purchase price in exchange for the Product. Original User: This warranty only applies to the Original User of Products. This warranty is not transferable.

What is not covered: The following costs, expenses and damages are not covered by the provisions of this limited Warranty: (i) labor costs including, but not limited to, such costs as the removal and reinstallation of Product; (ii) shipping and freight expenses required to return Product to Schlage; and (iii) any other incidental, consequential, indirect, special and/or punitive damages, whether based on contract, warranty, tort (including, but not limited to, strict liability or negligence), patent infringement, or otherwise, even if advised of the possibility of such damages. Some local laws do not allow the exclusion or limitation of incidental or consequential damages, so the above exclusion or limitation may not apply to you.

The provisions of this warranty do not apply to Products: (i) used in commercial applications; (ii) used in common area applications; (iii) used for purposes for which they are not designed or intended; (iv) which have been subjected to alteration, abuse, misuse, negligence or accident; (v) which have been improperly stored, installed, maintained or operated; (vi) which have been used in violation of written instructions provided by Schlage; (vii) which have been subjected to improper temperature, humidity or other environmental conditions; or (viii) which, based on Schlage's examination, do not disclose to Schlage's satisfaction non-conformance to the warranty. Additionally, this warranty DOES NOT COVER scratches, abrasions, or deterioration due to the use of paints, solvents or other chemicals.

Product Warranties, Additional Terms & Conditions: Commercial and Residential Applications

Additional Terms: The Company does not authorize any person to create for it any obligation or liability in connection with the Products. The Company's maximum liability under these warranties is limited to the purchase price of the Product. No action arising out of any claimed breach of these warranties by the Company may be brought by the Original User more than one (1) year after the cause of action has arisen.

How State Law Applies: These warranties give you specific legal rights, and you may also have other rights which vary from state to state.

Note: Should the Product be considered a consumer product as may be covered by the Magnusson Moss Federal Warranty Act, please be advised that: (1) Some states do not allow limitations or incidental consequential damages or how long an implied warranty lasts so that the above limitations may not fully apply; and (2) This warranty gives specific legal rights and a user may have other rights which may vary from state to state.

For warranty service and shipping instructions contact:

Schlage and Portable Security Commercial Customers

Schlage
Customer Care
3899 Hancock Expressway
Colorado Springs, CO 80911

(877) 671-7011
Fax (800) 452-0665

Schlage and Portable Security Residential and Retail Customers

Schlage
Customer Care
2119 East Kansas City Road
Olathe, KS 66061

(800) 847-1864 (option 1) Consumer
Fax (800) 366-5625

The Schlage Lock Company reserves the right to make changes in designs and specifications or to make additions or improvements on its products without notice and without incurring any obligation to incorporate them on products previously manufactured. The Schlage Lock Company is not responsible for any modification, addition or alteration to our products by others.

Distribution Function and Location Policy

The Schlage customer relationship includes the nonexclusive area of primary sales responsibility and the channel of distribution assigned by Schlage. It is vital to our success and for the effective management of the distribution of our products that the Schlage customer relationship, once it is satisfactorily established between us, should not be changed without our approval. Therefore, after selection by Schlage as a distributor of one or more of Schlage products, a customer should continue to perform that distribution function from the location of its business at the place or places utilized at the time of selection. A customer should not change its Schlage distribution function or establish a different or additional location without the prior written consent of Schlage.

Schlage reserves the right to discontinue, after appropriate notice, sale of its products to any customer which refuses to adhere to this policy. Schlage also reserves the right to change, in its sole discretion, the number and locations of the distributors authorized to distribute its products in any area. This determination will be based upon, among other considerations, the success or failure in developing the market for Schlage products.

Schlage Key Systems Sales Policy

Definition-

Standard keyways are C, CE, E, EF, F, FG, G, H, J, K, L. All other keyways are considered restricted. Everest, Everest Primus, Classic Primus and all other restricted keyway products (Quad, Reversed, Numbered) manufactured by the Schlage Lock Company are offered for sale by policies set forth per product type and security levels through specific channels of distribution. Possession of this price book or any other Schlage price book does not constitute “the right to purchase” these products. Please refer to the sales policy below for terms and condition. The term keyway(s) refer(s) to keyway, key sections or side bit milling.

Standard Classic (Obverse) Key Sections- no restriction
Standard keyways are Classic (Obverse) C, CE, E, EF, F, FG, G, H, J, K, L.

Everest and Everest 29 Open (C and S Key Sections)

Everest and Everest 29 Open (C & S keyways) include non-Primus products with Everest C and Everest 29 S keyways and key sections. Schlage only sells Everest and Everest 29 Open products to commercial security professionals. Commercial security professionals purchasing Everest and Everest 29 Open products from Schlage are permitted to stock and to originate or duplicate keys without signature verification.

Purchasers of Everest and Everest 29 open (C & S) are permitted to resell the products in accordance with their distribution agreement to end users and to other commercial security dealers who have a professional locksmith on staff but are expressly prohibited from selling to:

- i) Any residential retail outlet.
- ii) Any individual or entity purchasing or selling products through any method of auction.

End User Keyways - Primus / Primus XP levels 3, 4 & 9, Everest D, Everest B, Everest 29 T, Everest 29 R, Quad, Reversed, Numbered.

End user restricted keyways are manufactured and sold by Schlage for use within the end user facilities only and are not for dealer or locksmith's use or distribution. The facilities are described as the “ship-to” address pre-authorized by the end user via a letter of authorization (LOA) or face sheet (depending upon the key system type).

End user keyway products may be stocked at the end user location only, unless authorized otherwise in writing by the end user. Every new end user system, using these restricted keyways, requires prior approval from the local SSC sales office management.

Restricted end user keyways may not be sold to any contract hardware dealer or wholesale distributor not open as a direct Schlage account as the time of the sale, unless authorization has been granted in writing by the local SSC sales office management where the end user reside.

Locksmiths/ dealers' keyways - Primus/ Primus XP levels 1, 1+, 2, 7, 8, Everest B234 & B235, Everest 29 R234 & R235.

Locksmith/ dealer key section can be sold to commercial locksmiths/ dealers only.

Right to stock and sell locksmiths/ dealers restricted keyways requires the appropriate written agreement with Schlage and approval by the local SSC sale office management. Please contact your local SSC sale office for a copy of these contracts and additional information.

Schlage hereby reserves the right to terminate or take any other legal action against any party that violates this policy.

Restricted Keyway Policy

Everest B, Everest 29 R

All Everest and Everest 29 SFIC (B and R Families) keyways are restricted.

When ordering a new keying system, include the following:

- Job (end-user) name, city, state and zip code.
- Letter of Authorization (LOA) – Authorized ship-to address for key blanks, cores and cut keys on end-user's official stationery. See **Forms & Examples** for sample letter of authorization.
- Numerically defined specifications for expansion of all branches of the key system.

The factory will assign a "facility code" which will appear on all keys and blanks for this job. When ordering additions to an existing keying system, include the following:

- Job (end-user) name, city, state and zip code.
- Facility code previously assigned by Schlage and stamped on all existing keys and blanks.
- Registry number of the keying system as established by Schlage.
- Letter of authorization on end-user's official stationery is required when:
 - End-user places order with new dealer.
 - Order is to be drop shipped to a different ship-to address than originally authorized by the end-user.See **Forms & Examples** for sample letter of authorization.

Bitting list (transcript) orders require a letter of authorization on the end-user's official stationery. Prevailing prices apply.

Everest D, Everest 29 T

All Everest D and Everest 29 T keyways are restricted.

When ordering a new keying system, include the following:

- Job (end-user) name, city, state and zip code.
- Letter of Authorization (LOA) – Authorized ship-to address for all products on end-user's official stationery. See **Forms & Examples** for sample letter of authorization.
- Numerically defined specifications for expansion of all branches of the key system.

The factory will assign a "facility code" which will appear on all keys and blanks for this job. When ordering additions to an existing keying system, include the following:

- Job (end-user) name, city, state and zip code.
- Facility code previously assigned by Schlage and stamped on all existing keys and blanks.
- Registry number of the keying system as established by Schlage.
- Letter of authorization on end-user's official stationery is required when:
 - End-user places order with new dealer.
 - Order is to be drop shipped to a different ship-to address than originally authorized by the end-user.See **Forms & Examples** for sample letter of authorization.

Quad, Numbered ("Paracentric") and Reverse Keyway Family Policy

A letter of authorization from the end-user is required for all orders for restricted keyway plugs, 0-bitted and 1-bitted products and all key blanks. Restricted keyway products are not available keyed random. The letter of authorization must include the address in which the materials will be shipped. Keyway or keyway family must be referenced in the letter. Letters must be dated and signed by the end user. Letters dated more than 6 months prior to the order submission date will not be accepted. Letters for projects that are ongoing may be older than six months if effective dates are referenced in the letter. With the exception of the signature, all other information must be typed.

Allowable End User Authorizations for Restricted Keyways:

The end user can authorize a dealer or distributor to order and inventory products if they so choose. This authorization requires the submission of a fully completed "Letter of Authorization" or "Signature Card", depending on the product type requirements, by the end user to Schlage.

Construction Core Program Policy

Full size and small format construction cores will be invoiced under standard payment terms. Credit for these cores, less the handling charge, will be issued upon their return to the factory. Please contact customer service for return authorization. Customers may not deduct payment for construction cores prior to completion of their authorized return.

Control Keys for Interchangeable Cores

A single control key will be added to orders containing interchangeable cores where a new masterkey system, master key system expansions requiring a different control key and all construction core orders are placed and does not include a control key on the purchase order. Construction core orders will include both a control and user key.

TERMS & CONDITIONS - Cylinder Policies

Primus® / Primus XP Sales Policy

Primus High Security cylinder products manufactured by the Schlage Lock Company are offered for sale through specific channels of distribution, based on stocking requirements and security levels. Possession of this price book or any other Schlage price book does not constitute "the right to purchase" Primus products.

Important: In stocking levels where purchase agreements are required, a fully executed purchase agreement, including initial minimum inventory order, must be in place before any Primus products may be quoted or purchased. Contact your SSC Consultant for specific details.

The prices contained herein apply to Primus Levels 1 through 9 with respect to the actual product. Availability of product is subject to additional conditions as follows:

Classic Keyways

PRIMUS/PRIMUS XP LEVEL 1: For retail locksmiths and Schlage dealers. Standard nationwide side biting by keyway. Stocking level requires a separate Primus/Primus XP agreement. Initial buy-in required for distributors but not for participating locksmiths. Obverse keyways only. HP, JP and LP section keys are not available.

PRIMUS LEVEL 1 PLUS: For retail locksmiths. A side biting is assigned on a nationwide exclusive basis to a specific Schlage wholesale distributor. Stocking level which requires a separate Primus purchase agreement and an initial minimum inventory purchase by the wholesaler and the locksmith. Obverse keyways only. HP, JP and LP section keys are not available. Cylinders are always furnished less key blanks (LKB).

PRIMUS XP LEVEL 1 PLUS: For retail locksmiths. An exclusive side biting is assigned to dealer within the first three digits of the dealer physical location zip-code. Distribution through direct Schlage dealers. Stocking level which requires a separate Primus purchase agreement and an initial minimum inventory purchase. Obverse keyways only. Cylinders can be ordered LKB, KD, KA or MK.

PRIMUS/PRIMUS XP LEVEL 2: For Schlage dealers and large commercial locksmith businesses. Exclusive side biting is assigned to dealer by time zone. Distribution through direct Schlage dealers. Stocking level which requires a separate Primus purchase agreement and an initial minimum inventory purchase. Obverse keyways only.

PRIMUS/PRIMUS XP LEVEL 3: End user level not stocked by dealers. Key systems are assigned a side biting exclusive within 2-digit zip code (Level 3G) for orders of 60 - 1,999 Primus cylinders. Orders of fewer than 60 Primus cylinders are randomly assigned a side biting from a small nationwide pool of side bittings (Level 3U). Distribution through Schlage dealers and Schlage wholesale distributors. Obverse and Quad keyways only.

PRIMUS/PRIMUS XP LEVEL 4: End user level not stocked by dealers. Key systems are assigned a side biting exclusive within a time zone (Level 4Z) for orders of 2,000 - 3,999 Primus cylinders. A nationwide exclusive side biting (Level 4N) is assigned to key systems of 4,000 or more Primus cylinders. This exclusivity can be purchased for a separate fee for smaller quantities of cylinders. This price book does not contain the fee schedule. Contact your SSC Consultant for specific information. Distribution through Schlage dealers and Schlage wholesale distributors. Obverse and Quad keyways only.

PRIMUS LEVEL 7: For retail locksmiths. Side biting is assigned on a nationwide exclusive basis to a specific Schlage wholesale distributor. Stocking level which requires a separate Primus purchase agreement and an initial minimum inventory purchase by the Schlage wholesaler and the locksmith. Same as Level 1 PLUS above, but with Everest S Family keyways only.

PRIMUS XP LEVEL 7: For retail locksmiths. An exclusive side biting is assigned to dealer within the first three digits of of the dealer physical location zip-code. Distribution through direct Schlage dealers. Stocking level which requires a separate Primus purchase agreement and an initial minimum inventory purchase. All Everest 29 key sections. Cylinders can be ordered MK, KA, KD or LKB.

PRIMUS/PRIMUS XP LEVEL 8: For Schlage dealers and large commercial locksmith businesses. Exclusive side biting is assigned to dealer by time zone. Distribution through direct Schlage dealers. Stocking level which requires a separate Primus purchase agreement and an initial minimum inventory purchase. Equivalent to Level 2 above, but with Everest S Family keyways only.

PRIMUS/PRIMUS XP LEVEL 9: End user level not stocked by dealers. Key systems are assigned varying degrees of geographically exclusive side bittings based on a sliding scale of purchase commitment or separate fees. This price book does not contain the fee schedule. Contact your SSC Consultant for specific information. Distribution through Schlage dealers and Schlage wholesale distributors. Level 9U, 9G, 9Z, and 9N are equivalent to Levels 3U, 3G, 4Z, and 4N above, but with Everest S and T Family keyways.

The following side bit milling exclusivity criteria apply to both levels 3, 4 & 9:

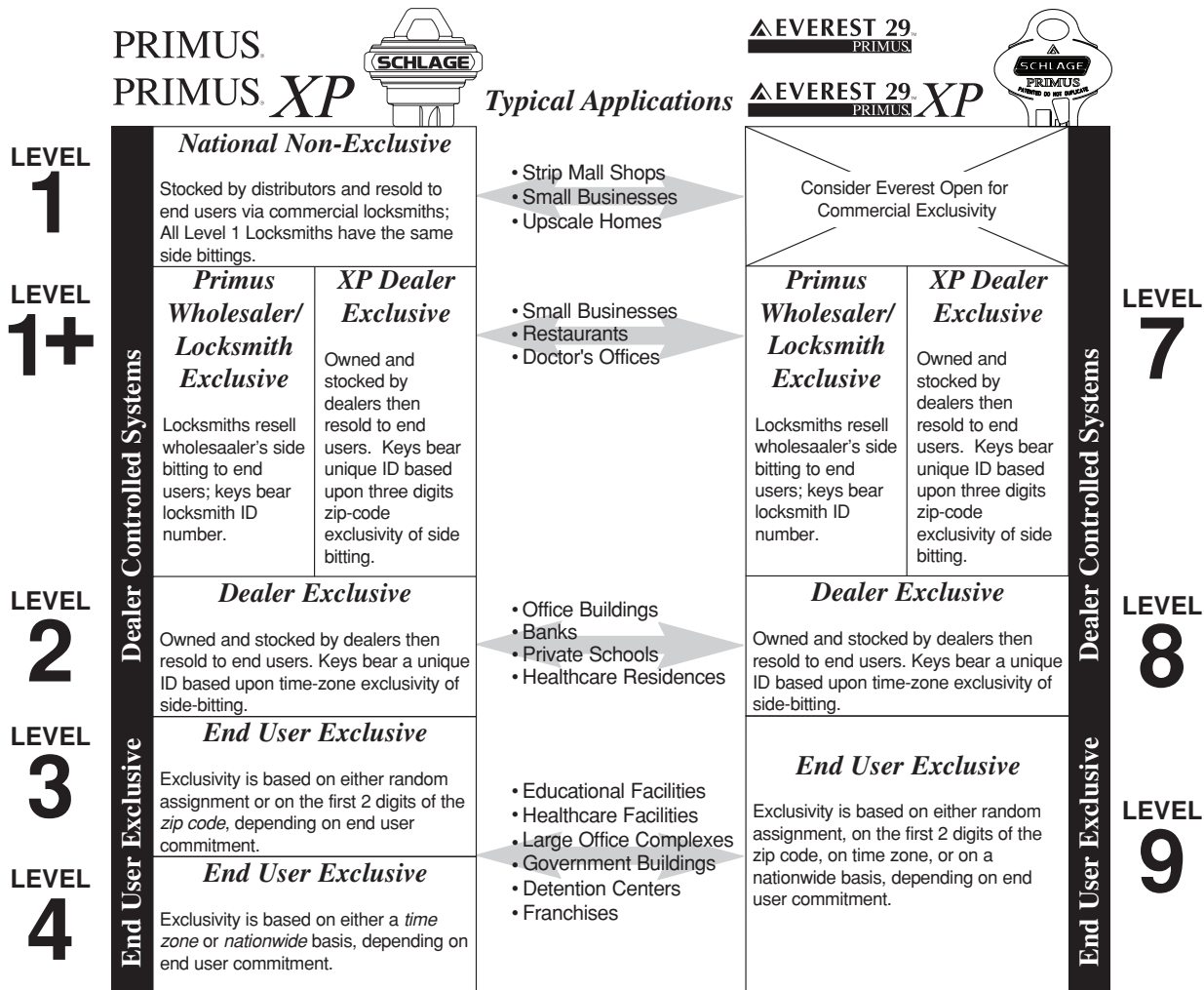
- 1- 60 cylinders-Random assignment
- 61-1999 cylinders-First two digits of zip-code
- 2000-3999 cylinders-Time-Zone Exclusivity (also available for \$10,000 fee for an organization who would like this exclusivity and doesn't meet cylinders quantity requirement).
- 4000 + cylinders-Nation Wide Exclusivity.(also available for \$40,000 fee for an organization who would like this exclusivity and doesn't meet cylinders quantity requirement).

Important Ordering Information

See Forms & Examples: Primus and Everest 29 Primus Ordering Checklist for a checklist of information required to process a Primus order. Note that, for security reasons, all end user Primus levels (Level 3, 4 and 9) require a Facesheet (MS-E120) bearing an original signature. Opening orders for end user Primus levels also require a Signature Card (MS-E130) bearing original signatures. Facesheets and signature cards are used to authenticate the end user request for product, therefore orders received without the correct supporting documents (or without original signatures) are subject to delays or cancellations. Blank Facesheets and Signature Cards are included in the Forms & Examples section of this price book for your reference. Additionally, electronic version of these forms are available at allegion.com/us.

The Schlage Lock Company reserves the right to make changes in designs and specifications, to make additions or improvements on its products, or to discontinue products without incurring any obligation. The Schlage Lock Company is not responsible for any modification, addition, or alteration to our products by others.

Buy-in Requirements-Commercial Locksmiths Levels			
Primus XP		Everest 29 Primus XP	
Level 1	None	N/A	N/A
Level 1+	\$7,500	Level 7 XP	\$7,500
Level 2	25,000	Level 8	\$25,000



Door Labeling Policy

Non-Master Keyed Orders

Door labeling is NOT provided unless this service is specifically requested in writing. If requested:

- Door number (and Heading, if specified) is provided on keyed and keyless product.
- “To” and “From” description is NOT provided.
- Lead times will be extended at least 5 additional working days

Master Keyed Orders

Door Labeling is provided as standard.

- Door number (and Heading, if specified) is provided on keyed and keyless product.
- “To” and “From” description is NOT provided.

EXCEPTION: Door labeling is not provided on orders specifying Residential Master Keying (RMK) and/or Residential Construction Keying (RCK). If door labeling is required, Contract Master Keying and/or Contract Construction Keying charges will apply.

Master Key Shipment Policy

Unless otherwise requested on the purchase order, master keys and special function keys furnished on master keyed orders (i.e. control keys, emergency keys, construction keys, extractor tools, lockout keys, etc.) are packed separate from the balance of the order and shipped to the location specified on the order as follows:

Keyway Family of Master Key System	Standard Method of Shipment
<ul style="list-style-type: none"> • Classic Restricted (Numbered, Quad and Reverse) • Classic Primus (Obverse and Quad) • Everest Restricted (B and D Family) • Everest 29 Restricted (R and T Family) • Everest Primus (C and D Family) • Everest 29 Primus and Primus XP (S and T Family) • Classic Open (Obverse) • Everest Open (C Family) • Everest 29 Open (S Family) 	<p>2-Day Air</p> <ul style="list-style-type: none"> • Tracking number is assigned to shipment • Recipient’s signature is required upon delivery

All goods are shipped F.O.B. factory and become the customer’s property when they pass into the hands of the transportation company. Schlage reserves the right to use our choice of carrier.

Schlage Default Keyways

<p>Schlage Commercial products (excluding Portable Security) Default keyway is Everest 29 S123 For other optional keyways, please specify</p>
<p>Schlage Electronics Default keyway is Everest 29 S123 For other optional keyways, please specify</p>
<p>Portable Security - Kryptonite: default to C keyway KD For made to order products, please specify the keying and keyway</p>
<p>Schlage Residential: (F, B60, Dexter) Default keyway is C</p>

Hardware Finishes:

Schlage Lock finishes are durable, top quality finishes obtained by the careful processing of solid brass, bronze, stainless steel or other materials. Where required, a protective clear coating is applied and cured under high temperature. It is important that climatic conditions and usage be taken under consideration when selecting finishes. This is especially true in areas subjected to strong corrosive vapors, humid climate or sea air which, in a short time, may have a damaging effect on metal finishes. The longevity and preservation of the finish appearance is determined by base metal and finishing process. Clear protective coating or other organic finishing applications may require different methods of cleaning and care. As an example, non-clear coated finishes should not be cleaned with soaps or any solvents; organically coated surfaces should periodically be cleaned with a mild, nonabrasive soap and buffed lightly with a clean cloth. The type of base metal and finishing techniques must be considered when applying any cleaning or preservative method. Contact the Schlage Technical Services Department for further information on the care of finished hardware.

In some instances, for customer convenience, the most appropriate BHMA finish symbols are used to indicate similarity of appearance, regardless of base metal or finishing process. A, AL, CS, D, ND, F, FA, H, S, S200-Series and Dexter by Schlage levers are zinc-based material and are plated to match finishes indicated. L-Series will utilize a brass material for 612 and 613 finishes. Finishes of latches, strikes, cylinders/cores, and visible mounting screws, though similar in appearance, may differ from the finish of the trim. Finish numbers in the 600-Series are the BHMA (Builders Hardware Manufacturers Association) industry standard.

Commercial Finish Codes and Descriptions:

The nearest old U.S. equivalent code designations are shown in parenthesis ().

Symbol	Description	Symbol	Description
605 (3)	BRIGHT BRASS, Clear Coated	625 (26)	BRIGHT CHROMIUM PLATED, No Coating
606 (4)	SATIN BRASS, Clear Coated	626 (26D)	SATIN CHROMIUM PLATED, No Coating
609 (5)	ANTIQUÉ BRASS, Satin Brass, Blackened, Satin Relieved, Clear Coated	629 (32)	BRIGHT STAINLESS STEEL, No Coating
612 (10)	SATIN BRONZE, Clear Coated	630 (32D)	SATIN STAINLESS STEEL, No Coating
613* (10B)	OIL RUBBED BRONZE, Oxidized Satin Bronze, Oil Rubbed, No Coating	643e	AGED BRONZE, Clear Coated
619 (15)	SATIN NICKEL, Satin Nickel Plated, Clear Coated		

**Oil rubbed bronze (613) is considered a category "B" finish by ANSI/BHMA and will vary in color when applied to different alloys and forms of base material. 613 will also vary from production lot and additionally from one manufacturer to another. Oil rubbed bronze will wear off over time due to the "rubbed" finishing method that has no protective coating or plating.*

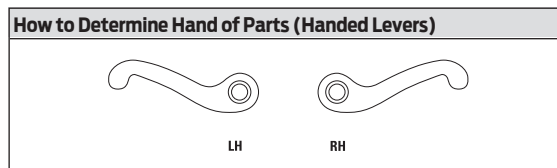
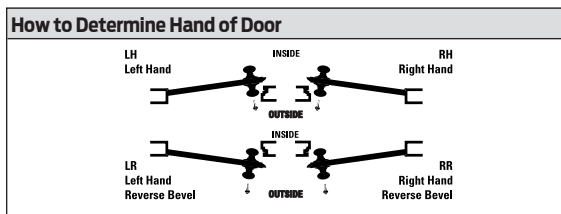
Table of Contents	
How To Order	Forms-2
How to Determine Hand of Door	Forms-2
How to Determine Hand of Parts (Handed Levers)	Forms-2
Ordering Examples	Forms-3
Sample Letter of Authorization for Everest® Restricted Products	Forms-4
Order Forms	Forms-6
Using Order Forms	Forms-6
Sequential List of Order Forms	Forms-6

FORMS & EXAMPLES - How To Order

To order Schlage products, descriptive data should be in the same sequence as shown:

LINE ITEM	QTY	PRODUCT	OUTSIDE		INSIDE		HAND	LATCH	DR STRIKE	THK	EXT	DIM	ADDITIONAL DETAILS
			DES	FIN	DES	FIN							
1	2	3	4	5	6	7	8	9	10	11	12	13	14

- LINE ITEM:** Line item number
- QTY:** Quantity
- PRODUCT:** Complete lock product or part number
- OUTSIDE DES:** Outside design code
- OUTSIDE FIN:** Outside finish code
- INSIDE DES:** Inside design code. Leave blank if same as outside design code.
- INSIDE FIN:** Inside finish code. Leave blank if same as outside finish code.
- HAND:** Hand of door. Only one hand allowed per line item.
Example: RH=Right Hand, LH=Left Hand, RR=Right Reverse, LR=Left Reverse.



- LATCH:** Latch. Leave blank for standard or specify part number if non-standard latch is required. LLL=Less Latch.
- STRIKE:** Strike. Leave blank for standard or specify part number if non-standard strike is required. LLL=Less Strike.
- DR THK:** Door Thickness. Enter door thickness if non-standard. Example: 138=1 3/8", 214=2 1/4", 212=2 1/2".
- EXT:** Extension. Enter one of the following when doors 2" thick or greater are specified:
EE = Extended Equally
EI = Extended Inside
EO = Extended Outside
ED = Extended Differently

EI or EO assumes the latch will be centered on a 1 3/4" door, to which material has been added.

- DIM:** Enter dimension for non-standard strike lip length and mortise cylinder or blocking ring length.

012 = 1/8"	118 = 1 1/8"
018 = 3/16"	114 = 1 1/4"
025 = 1/4"	138 = 1 3/8"
031 = 5/16"	112 = 1 1/2"
037 = 3/8"	158 = 1 5/8"
050 = 1/2"	134 = 1 3/4"
078 = 7/8"	200 = 2"
100 = 1"	400 = 4"

- ADDITIONAL DETAILS:** Enter detail for keying information and for special requirements.

LINE ITEM	QTY	PRODUCT	OUTSIDE		INSIDE		HAND	LATCH	DR STRIKE	THK	EXT	DIM	ADDITIONAL DETAILS
			DES	FIN	DES	FIN							
One A or F-Series passage lock with a Georgian knob & rose in 609 on the outside and a Plymouth knob & rose in 605 on the inside, drive-in latch and strike.													
1	1	A10S	GEO	609	PLY	605		11-110	10-058				

One D-Series classroom lock with Orbit interchangeable core knob for a 2 1/4" thick door, extended equally, E keyway. Also furnish one control key blank.													
2	1	D70RD	ORB	626			RH			214	EE	138	E-111111
3	1	35-056											E section

Two AL-Series entrance locks with Saturn levers in US 10B with knurling on the outside, tamper resistant screws and keyed alike.													
4	2	AL53PD	8SA	613	SAT								KA, Torx screws

One S-Series storeroom lock with Saturn levers in 612, four keys per lock.													
5	1	S80PD	SAT	612									4 keys total
6	2	50-215											Charge for extra cut keys

One L-Series passage lock with 05L 630 trim, with lead lined chassis.													
7	1	L9010	05L	630			RH						Lead lined per XL11-515

One B600-Series single cylinder deadbolt in US 26D outside, US 3 inside, less the strike, with construction core. No control or change keys.													
8	1	B660T		626					LLL				ICX
9	1	50-231											Handling Charge

One ND-Series lever lock in RHO 612, classroom function on the outside, storeroom on the inside. Construction and master keyed to new system. Furnish one master key and one construction master key.*													
10	1	ND70x80PD	RHO	612									Per XN12-006
11	1	49-101											Master Key
12	1	48-104											Construction Master key
13	2	50-210											Master keying charge (1/cyl)
14	2	50-211											Constr. keying charge (1/cyl)

One A-Series lock with an Orbit knob in US 3, entrance function, and Primus level 1 cylinder, CP keyway, 0-bitted, no keys.													
15	1	A53LD	ORB	605									
16	1	20-724		606								122	Primus #000367, CP-000000, LKB

One mortise cylinder, 1 1/4" long, which will operate a Von Duprin exit device													
17	1	20-001		626								114	

One hotel function L-Series lock with 17B trim in 625, large bow change keys and one large bow emergency key, F section, 0-bitted. Left hand door.													
18	1	L9485P	17B	625			LH						F-000000, 35-141 Keys
19	2	50-228											Charge for large bow keys substituted for standard bow keys
20	1	35-101											F section

* Use Master Keyed order form and Key System Summary when ordering.



DISTRICT 10

**End User
Letterhead - REQUIRED**

District 10 Schools
555 Main Street
End User City, State 55555
(555) 555-5555

May 1, 2003

Date - REQUIRED

To: Schlage Dealer
100 East Avenue
Dealer City, State 11111

**Dealer Name -
RECOMMENDED**

**Include Registry
Number &
Facility Code
(stamped on
keys) for existing
key systems**

RE: District 10, Jones Elementary School

Facility Name - REQUIRED

Please consider this authorization to ship product for the above-referenced project.

Jones Elementary School is to be keyed using a new Everest 29 T Restricted Key System. For security reasons, we would like to have all keys for this facility shipped to a location other than the job site. Master keyed products, however, can be shipped directly to the site. This letter authorizes Schlage to ship our restricted products to the following addresses:

Master Keyed Products, Construction Keys, Locks Less
Cylinders, and Locks with Construction Cores
Attn: Building Project Manager
District 10 Schools
555 Main Street
End User City, State 55555

Master Keys, Change Keys, Control Keys, and Key Blanks
Attn: Locksmith
District 10 Lockshop
1201 Fifth Avenue
End User City, State 55555

**Authorized Ship-
To Addresses -
REQUIRED**

These two addresses above serve as our only authorized shipment addresses for all orders placed for our facility. We understand that this letter will be kept on file and referenced for our future orders and that a new letter is only required to add, remove, or change authorized shipping locations.

Sincerely,

End User Representative
Facilities Manager

**End User
Representative
Signature -
REQUIRED**

Letter may be mailed or faxed to Schlage
Schlage Restricted Order Processing
3899 Hancock Expressway
Colorado Springs, CO 80911

PRIMUS AND EVEREST 29 PRIMUS ORDERING CHECKLIST

TO FACILITATE ORDER ENTRY FOR KEYS, CYLINDERS, AND CARDS

IMPORTANT NOTES

To expedite processing of all Primus orders, it is highly recommended that Primus products be ordered separately

For Level One Plus and 7, All Cylinder Orders Will Be Supplied LESS KEYBLANKS Unless Otherwise Specified

For All Other Levels, All Cylinder Orders Will Be Supplied WITH KEYBLANKS Unless Otherwise Specified

PRIMUS	EVEREST 29 PRIMUS
<p><u>FOR LEVEL ONE</u></p> <ul style="list-style-type: none"> ✓ The Distributor's Primus number <u>MUST</u> be provided ✓ The Sequence number <u>MUST</u> be provided <p><u>FOR LEVEL ONE PLUS</u></p> <ul style="list-style-type: none"> ✓ The Distributor's Primus number <u>MUST</u> be provided ✓ The Sequence number <u>MUST</u> be provided ✓ The Locksmith number <u>MUST</u> be provided <p><u>FOR LEVEL TWO</u></p> <ul style="list-style-type: none"> ✓ The Dealer's Primus number <u>MUST</u> be provided ✓ The Sequence number and/or Section <u>MUST</u> be Provided <p><u>FOR LEVELS THREE & FOUR</u></p> <ul style="list-style-type: none"> ✓ Orders Originating a System <u>MUST</u> include both an Original Facesheet and a Signature Card ✓ An Original Facesheet <u>MUST</u> accompany all succeeding orders ✓ The Primus number <u>MUST</u> be indicated on the Facesheet ✓ ALL fields on the Facesheet <u>MUST</u> be completed where applicable 	<p><u>FOR LEVEL SEVEN</u></p> <ul style="list-style-type: none"> ✓ The Distributor's Primus number <u>MUST</u> be provided ✓ The Locksmith's Facility code <u>MUST</u> be provided ✓ The Keyway <u>MUST</u> be provided <p><u>FOR LEVEL EIGHT</u></p> <ul style="list-style-type: none"> ✓ The Distributor's Primus number <u>MUST</u> be provided ✓ The Keyway <u>MUST</u> be provided <p><u>FOR LEVEL NINE</u></p> <ul style="list-style-type: none"> ✓ Orders Originating a System <u>MUST</u> include both an Original Facesheet and a Signature Card ✓ An Original Primus Facesheet <u>MUST</u> accompany all succeeding orders ✓ The Primus number <u>MUST</u> be indicated on the Facesheet ✓ ALL fields on the Facesheet <u>MUST</u> be completed where applicable

All Primus Orders & Supporting Documentation Should be Sent To:

Schlage
 Attn: Primus Order Processing
 3899 Hancock Expressway
 Colorado Springs, CO 80911

Using Order Forms

We recommend using the order forms included with this price book when placing purchase orders for Schlage products. The following 14 pages of order forms are available for copying prior to placing your order. Bulk supplies of blank forms are also available upon request. Contact Customer Service to order bulk supplies of forms. Specify form number.

Sequential List of Order Forms

Description	Form Number	Rev Date	Total Pages	Available on allegion.com/us
Non-Master Keyed Order Form, First Page	MS-I250	3/14	1 page	.
Non-Master Keyed Order Form, Additional Page	MS-I300	3/14	1 page	.
Master Keyed Order Form, First Page	MS-I100	3/14	1 page	.
Master Keyed Order Form, Additional Page	MS-I150	3/14	1 page	.
Key System Summary	MS-I200	3/14	5 pages	.
Quick Key	SC-5236	-	1 pages	.
Primus® Facesheet	MS-E120	3/14	1 page	.
Primus® Signature Card	MS-E130	3/14	1 page	.



MASTER KEY SYSTEM SUMMARY

This form must be attached to the **Master Key Order form and P.O.** Please provide as complete and accurate as possible so we can provide what you need for your Key System.

Job Name
Address
City / State
Country

Account No.
P.O.#

For detailed instructions on how to complete this form please refer to pages 4 & 5

System Overview

New Existing (provide info below)

Attached Dealer Specified Combinations

Registry # _____

Structure or
Factory Order # _____

1. Select System

Schlage

- Classic
- Classic Primus *

Everest®

- B (Small Format IC, Restricted *)
- C (Open)
 - Primus**
- D (Restricted *)
 - Primus**

Everest 29™

- R (Small Format IC, Restricted *)
- S (Open)
 - Primus**
- T (Restricted *)
 - Primus**

Falcon

- Standard
- Schlage C
- Restricted *
- Interchangeable Core A2
- Interchangeable Core A4

Everest 29 key sections are backwards compatible to Everest keyways and have the following relationships:

R family sections > B family keyways
S family sections > C family keyways
T family sections > D family keyways

Type

- 5-pin 6-pin 7-pin
- See compatibility chart on page 5

Keyway _____
Specified **: _____

** = The Commercial Master Key Department makes the final decision in the selection of key sections

Construction Keyed Yes No

Full Size Construction Cores ICA ICB ICC
(Schlage Only)

Small Format Construction Cores Brown Green

Construction Keyed Type

- Falcon CK (BOK) Lost Ball
- Schlage CK (Split) RCK (5-Pin C only)

2. Select Keys & Key Stamping

Change Keys

No. Of Keys per Symbol _____

No. Of Keys per Cylinder _____

Type

Standard Bow

Standard Bow
(Unembossed)

Access Bow
(Schlage Only)

Large Bow

Key Stamp Details

Keyset Symbol

Do Not Duplicate
(DND)

With Custom Die
(Specify) _____

Non-standard Code (Specify) _____

Change Key Packaging and Shipping Instructions

Pack Keys Independently (PKI) of Lock or Cylinder ***

*** = *Furnished standard at no charge with
Split-Key construction keying*

Yes No

If PKI, ship change keys to:

Dealer

Other _____

See Primus Facesheet

3. Select Cylinder Stamping

Cylinder Stamp Details

With Industry Standard Key Symbol

Non-Standard Code (Specify)

Cylinder Stamping Location

Plug Face (N/A in Primus) - VKC

Concealed (N/A in Falcon STD) - CKC

4. Select Key Quantities

Level	Qty. Per	Master Key Symbol (s)	Total Quantity
GGM _____	_____	_____	_____
GM _____	_____	_____	_____
MK or RMK _____	_____	_____	_____
Control _____	_____	_____	_____
Emergency _____	_____	_____	_____
Others _____	_____	_____	_____

Ship Master Keys To:

Dealer
 See Primus Facesheet
 Other _____

Special Function	Qty. Per		Qty. Per
RCK (Lost Ball) ****	_____	Full Size Construction Core Keys (Schlage Only)	_____
CK (Split Key) ****	_____	Full Size Construction Core Control Keys (Schlage Only)	_____
Extractor Tools ****	_____	Small Format Construction Core Keys	_____
		Small Format Construction Core Control Keys	_____

**** = Use with Construction Keying

5. Master Key Future Expansion

List Future MK Symbols	Approx. # of Change Key Symbols Under Each Future MK
------------------------	--

Example:
 MK..... BJ, BK _____ 40 each _____

GGM <input type="checkbox"/>	_____	_____
GM <input type="checkbox"/>	_____	_____
MK <input type="checkbox"/>	_____	_____
MK <input type="checkbox"/>	_____	_____
MK <input type="checkbox"/>	_____	_____
MK <input type="checkbox"/>	_____	_____
Others <input type="checkbox"/>	_____	_____

6. Operating Instructions

(Unless otherwise specified, all hierarchical master keys will operate cross-keyed cylinders)

Cross Keyed Cylinder	is operated by these change keys	Cross Keyed Cylinder	is operated by these change keys
X _____	_____	X _____	_____
X _____	_____	X _____	_____
X _____	_____	X _____	_____
X _____	_____	X _____	_____

7. Instructions and Compatibility

General Information

If you do not know the registry number (R#), structure number or the original factory order number for an existing system, contact Customer Service prior to placing the order:

Tel. 1-877-671-7011
Fax 1-800-452-0663

- Only one structure may be ordered on the same purchase order
- Classic refers to Obverse, Numbered (Paracentric), Quad, and Reverse key section families
- Classic Primus refers to Primus Obverse and Primus Quad key section families

Section 1: Select System

Full Size Construction Cores

- Schlage only

Small Format Construction Cores

- 7-pin only for Schlage
- 6- and 7-pin for Falcon

CK (Split)

- 6-pin for Schlage and Falcon
- Split key construction keying is not available for Classic Primus or Everest 29 Primus

RCK (Lost Ball)

- 5-pin (C keyway) only for Schlage
- 5-, 6-, and 7-pin for Falcon

System Selection

- Refer to the compatibility chart

Section 2: Select Keys and Key Stamping

Stamp Details

- Unless otherwise specified, industry standard key symbols are stamped on Everest 29™ and Primus® keys
- For custom die, attach RFQ approval for Schlage

Section 3: Select Cylinder Stamping

Type

- For cylinder type refer to the compatibility chart

Keyway (specify)

- Schlage Commercial's default key section for new Master Key Systems is Everest™ S145

Section 4: Key Quantities

Level

- Unless otherwise specified, the control key has the same cut as the highest-level key in the system (Except SFIC systems)

Special Function

- Construction keys are not furnished unless specified

Change Keys

- Unless otherwise specified 2 change keys are furnished per lock or cylinder

Section 5: Master Key Future Expansion

- Do not use the letters “I”, “O”, “CK”, “KA, or “KD” for any master key symbols

Section 6: Operating Instructions

- Cross keying reduces the security and expansion of key systems
- Unless otherwise specified, all hierarchical master keys will operate cross-keyed cylinders

Compatibility Chart

	5 Pin	6 Pin	7 Pin	Split Key	Block O-Key	Lost Ball	Temp Core	A2	A4	0.025	0.018
Schlage											
Classic	X	X		X		X	X				
Everest 29 S		X		X			X				
Everest 29 T		X		X			X				
Everest 29 R			X				X	X			
Classic Primus (XP)		X					X				
Everest 29 Primus (XP)		X					X				
Falcon											
Open	X	X	X		X	X					X
Restricted		X	X		X	X				X	
Schlage C		X		X							
SFIC Open		X	X				X	X	X		
SFIC Restricted		X	X				X	X	X		

QUOTE#	PRICE BOOK#					QUICK KEY ORDER		Fax: (800) 452-0665	
SHIPPING INSTRUCTIONS								E-mail: order_entry_schlage_commercial@allegion.com	
REQUESTED SHIP DATE								Mail: Schlage Order Entry	
ORDER WRITTEN BY						ACCOUNT NO.	P.O. NUMBER	DATE	
FOR MORE INFORMATION, CONTACT:						SHIP TO:			
NAME:									
PHONE:									
FAX:									
Customer: #REF!				P.O #				Information	
		35-100	N/A	Classic Key Blank 5 Pin *		10 Days			
		35-101	N/A	Classic Key Blank 6 Pin		10 Days			
		35-056	N/A	Classic Key Blank Control		10 Days			
		35-002	N/A	Everest Conventional Do Not Duplicate (Everest D requires Letter of Authorization)		5 Days			
		35-009	N/A	Everest Conventional Standard (Not available in Everest D)		5 Days			
		35-003	N/A	Everest Conventional Control (Everest D requires Letter of Authorization)		5 Days			
		35-157	N/A	Classic Primus Standard -Levels 3 & 4 Requires Original Primus Face Sheet. Levels 1 & 2 requires Primus Number. Level 1+ requires Primus number & locksmith ID.		5 Days			
		35-157-XP	N/A	Classic Primus XP Standard -Levels 3 & 4 Requires Original Primus Face Sheet. Levels 1 & 2 requires Primus Number. Level 1+ requires Primus number & locksmith ID.		5 Days			
		35-158	N/A	Classic Primus Control--Levels 3 & 4 Requires Original Primus Face Sheet. Levels 1 & 2 requires Primus Number, Level 1+ requires primus number & Locksmith ID.		5 Days			
		35-158-XP	N/A	Classic Primus XP Control--Levels 3 & 4 Requires Original Primus Face Sheet. Levels 1 & 2 requires Primus Number. Level 1+ requires Primus number & locksmith ID.		5 Days			
		35-004	N/A	Everest Primus Standard-Level 9 Requires Primus Original Face Sheet. Levels 8 Requires Primus Number, Level 7 requires Primus number & locksmith ID.		5 Days			
		35-004-XP	N/A	Everest Primus XP Standard-Level 9 Requires Primus Original Face Sheet. Levels 8 Requires Primus Number, Level 7 requires Primus number & locksmith ID.		5 Days			
		35-005	N/A	Everest Primus Control-Level 9 Requires Primus Original Face Sheet. Levels 8 Requires Primus Number. Level 7 requires Primus number & locksmith ID.		5 Days			
		35-005-XP	N/A	Everest Primus XP Control-Level 9 Requires Primus Original Face Sheet. Levels 8 Requires Primus Number. Level 7 requires Primus number & locksmith ID.		5 Days			
		35-310	N/A	Best Key Section Key Blanks		10 Days			
		35-401	N/A	Everest B SFIC Key Blanks Embossed--Requires Letter of Authorization		5 Days			
		35-021	N/A	Everest B SFIC Key Blanks Unembossed--Requires Letter of Authorization		5 Days			
		48-401	N/A	Everest B SFIC Cut Key Embossed--Requires Letter of Authorization		5 Days			
		48-021	N/A	Everest B SFIC Cut Key Unembossed--Requires Letter of Authorization		5 Days			
		49-401	N/A	Everest Cut Key Embossed--Master--Requires Letter of Authorization		5 Days			
		49-022	N/A	Everest Cut Key unembossed--Master--Requires Letter of Authorization		5 Days			
		49-356	N/A	Everest Cut Key Embossed--Control--Requires Letter of Authorization		5 Days			
		49-022	N/A	Everest Cut Key unembossed--Control--Requires Letter of Authorization		5 Days			
		80-036		Everest SFIC Uncombined Cores--Requires Letter of Authorization Please provide keying schedule and master key summary form if ordering master keyed products.		5 Days			
		80-037		Everest SFIC Combined Cores--Requires Letter of Authorization. Please provide keying schedule and master key summary form if ordering master keyed products.		5 Days			

Primus Face Sheet

Level 3, 4, and 9 Order Authorization

**THIS ORIGINAL FORM MUST BE MAILED TO SCHLAGE COMMERCIAL DIVISION WITH YOUR ORDER
– FAXED COPIES NOT ACCEPTABLE –**

DISTRIBUTOR INFORMATION ONLY:

DISTRIBUTOR NAME _____ **DATE** _____
ACCOUNT # _____ **DISTRIBUTOR PO#** _____
IF SOLD TO ANY ENTITY/INDIVIDUAL OTHER THAN END-USER SPECIFY NAME: _____

PRIMUS SECURITY LEVEL:

<input type="checkbox"/> 3U (no exclusivity) <input type="checkbox"/> 4Z (time zone exclusivity) <input type="checkbox"/> 3G (2-digit zip exclusivity) <input type="checkbox"/> 4N (nationwide exclusivity)	<input type="checkbox"/> 9U (no exclusivity) <input type="checkbox"/> 9Z (time zone exclusivity) <input type="checkbox"/> 9G (2-digit zip exclusivity) <input type="checkbox"/> 9N (nationwide exclusivity)
C l a s s i c K e y w a y s	E v e r e s t 2 9 K e y w a y s

NEW If new, complete project information and attach Primus Signature Card (Schlage form MS-E130).

Project Name (please print or type) _____

Street (no P.O. Box) _____ City _____ State _____ Zip _____

EXISTING If existing please indicate Primus # _____ (From Primus I.D. Card)
 Name and phone # of individual who is knowledgeable about this project, should any clarification be necessary:
 ()
 Name _____ Phone _____

SHIPPING INSTRUCTIONS:

It is the policy of Schlage Commercial to ship Level 3, 4, and 9 products directly to the end user / owner to maximize control and security of your Primus cylinders and keys. Be sure that the shipping address provided below includes the name of the specific individual in your organization to whom Primus cylinders and keys should be shipped. Schlage will ship to alternate locations, if so instructed, with the understanding that the undersigned assumes full responsibility for the security and care of the material to be so shipped. **Unless otherwise specified below, Level 3, 4, and 9 products will be shipped to the original end user / owner address on file.**

Masterkeys may be shipped to a separate location if desired, at no extra charge. If all keys are to be packed and shipped separately, there is an additional charge in accordance with Schlage PKI (Pack Keys Independently) pricing as listed in Schlage's current price book.

ORDER SHIPPING ADDRESS:

Location Name _____
 Attention _____
 Street (no P.O. Box) _____
 City _____ State _____ Zip _____

CHANGE KEY ONLY SHIPPING ADDRESS:

Location Name _____
 Attention _____
 Street (no P.O. Box) _____
 City _____ State _____ Zip _____

MASTER KEY ONLY SHIPPING ADDRESS:

Location Name _____
 Attention _____
 Street (no P.O. Box) _____
 City _____ State _____ Zip _____

ALL KEYS SHIPPING ADDRESS:

Location Name _____
 Attention _____
 Street (no P.O. Box) _____
 City _____ State _____ Zip _____

SIGNATURE BLOCK:

I hereby authorize the above Schlage distributor to order material for the Primus system specified above and I certify that I am the owner, or authorized agent of the owner of the Primus High Security Cylinder System specified above and I am authorized to place this order.

AUTHORIZED SIGNATURE

DATE

Allegion
Schlage
Attn.: Primus Order Processing
3899 Hancock Expressway
Security, CO. 80911

THE PRIMUS FACESHEET MUST BE COMPLETED AND ATTACHED TO YOUR ORDER FORM.
AN INCOMPLETE PRIMUS FACESHEET WILL CAUSE UNNECESSARY DELAYS IN ORDER PROCESSING.
– FAXED COPIES NOT ACCEPTABLE –

Signature Card

For Internal Use Only			
Primus# _____	Order# _____		
G/Z/E <input style="width: 50px;" type="text"/>	S/M <input style="width: 50px;" type="text"/>		

Level 3, 4, and 9 Order Authorization

THIS SIGNATURE CARD ESTABLISHES AUTHORIZATION TO PURCHASE ADDITIONAL
PRIMUS HIGH SECURITY PRODUCT FOR THE SECURITY SYSTEM INSTALLED AT THE ADDRESS BELOW.

**THIS ORIGINAL FORM MUST BE MAILED TO SCHLAGE COMMERCIAL DIVISION WITH YOUR ORDER
– FAXED COPIES NOT ACCEPTABLE –**

PRIMUS SECURITY LEVEL:

3U (no exclusivity)	4Z (time exclusivity)	9U (no exclusivity)	9Z (time exclusivity)
3G (2-digit zip exclusivity)	4N (nationwide exclusivity)	9G (2-digit zip exclusivity)	9N (nationwide exclusivity)
Classic Keyways		Everest 29 Keyways	

PROJECT INFORMATION

Project Name (please print or type) _____

Street Address (no P.O. Box) _____

City _____ State _____ Zip Code _____

AUTHORIZED OWNER SIGNATURE(S):

If restrictions are not indicated and in multiple signature cases, the first signature will be regarded as the primary authority able to control other signers on this form.

1.

Name (please print or type)	Street (no P.O. Box)
Title or Position	City _____ State _____ Zip Code _____
Signature _____ Date _____	Phone Number _____

2.

Name (please print or type)	Street (no P.O. Box)
Title or Position	City _____ State _____ Zip Code _____
Signature _____ Date _____	Phone Number _____

3.

Name (please print or type)	Street (no P.O. Box)
Title or Position	City _____ State _____ Zip Code _____
Signature _____ Date _____	Phone Number _____

4.

Name (please print or type)	Street (no P.O. Box)
Title or Position	City _____ State _____ Zip Code _____
Signature _____ Date _____	Phone Number _____

5.

Name (please print or type)	Street (no P.O. Box)
Title or Position	City _____ State _____ Zip Code _____
Signature _____ Date _____	Phone Number _____

DEALER OR LOCKSMITH AUTHORIZATION (OPTIONAL WITH OWNER AUTHORIZATION/SIGNATURE)

Dealer or Locksmith Account # _____ Primus # _____

Address (no P.O. Box) _____

Dealer or Locksmith Company Name _____

City _____ State _____ Zip Code _____

Phone Number _____ Fax Number _____

Contact 2 (Please print or type) _____

Contact 1 (Please print or type) _____

Contact 2 Signature _____

Contact 1 Signature _____

Effective From: _____ to _____
Date Date

Owners Authorization By (Please print or type) _____

Owners Authorization Signature _____ Date _____

SPECIAL NOTE: In the case where the end user / owner has assigned the Dealer or Primus Locksmith Signature authorization (as noted above), the Dealer or Primus Locksmith agrees to take full responsibility for validating the owner's signature as identified on the Primus Signature Card before ordering the material.

SPECIAL INSTRUCTIONS: Please indicate any restrictions to authorized individuals listed on this form when purchasing additional Primus product or duplicating keys.

Please fill out a new Primus Signature Card in the event of changes, additions or deletions in authorized signatures and send with letter requesting changes to Schlage at the address below . Primus Signature Cards are available from authorized Schlage Primus distributors and Schlage Commercial upon request. We suggest that you make a copy of this completed form for your records. A photo copy or fax of this card will not be accepted.

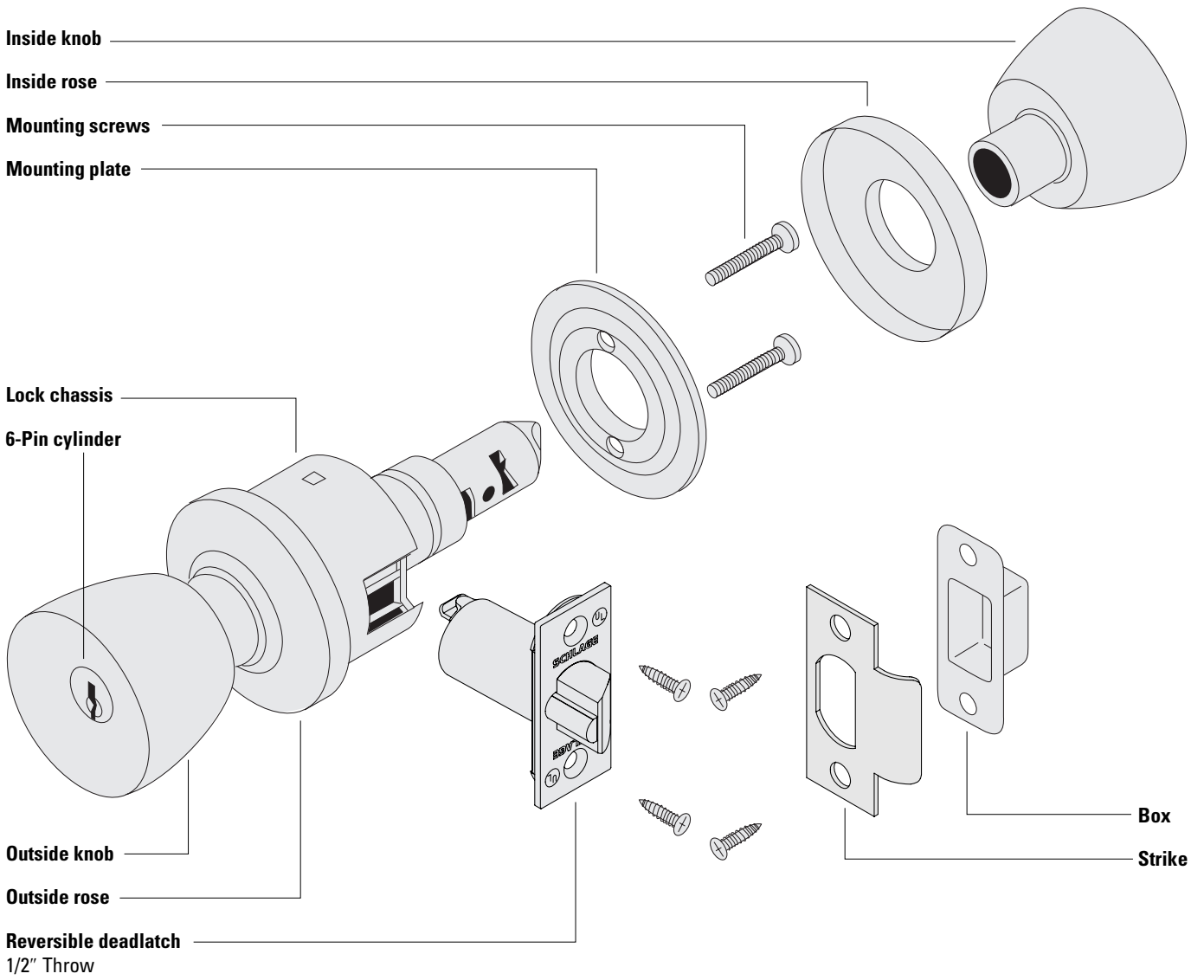
Please mail the original copy to:

Schlage
Attn: Key Control Department
3899 Hancock Expressway
Colorado Springs, CO 80911



A Series

GRADE 2 CYLINDRICAL KNOB LOCK



CYLINDRICAL
A-1
AL-Series
D-Series
ND-Series

A Series

Ordering Procedures

To order Schlage products, descriptive data should be in the same sequence as shown below.

Line Item	Qty	Product	Outside		Inside		Hand	Latch	Strike	Dr Thk	Ext	DIM	Additional Details
			DES	FIN	DES	FIN							
1	10	A53PD	PLY	626	LEV	613	-	11-085	10-001	178	EE	-	KA

Line Item: Line item number

Qty: Quantity

Product: Product function + Cylinder code

Outside Des: Outside lever design

Outside Fin: Outside finish

Inside Des: Inside lever design: Specify only if different from the outside lever design

Inside Fin: Inside lever finish: Specify only if different from the outside finish

Hand: Hand of door: N/A for A lock

Latch: Product latch: Leave blank for standard latch or specify part number if non-standard latch is required.

Strike: Product strike: Leave blank for standard strike or specify part number if non-standard strike is required.

Dr Thk: Door thickness: Enter door thickness if non-standard. Example: 138=1 3/8", 214=2 1/4"

Ext: Extension: Enter for doors 1 7/8" or greater. Example: EE=extended equally, EI=extended inside, EO=extended outside, ED=extended differently

Dim: Dimension: Enter only for non-standard strike lip length

Additional

Details: Enter additional detail for keying information or special requirements

Common Pricing Information



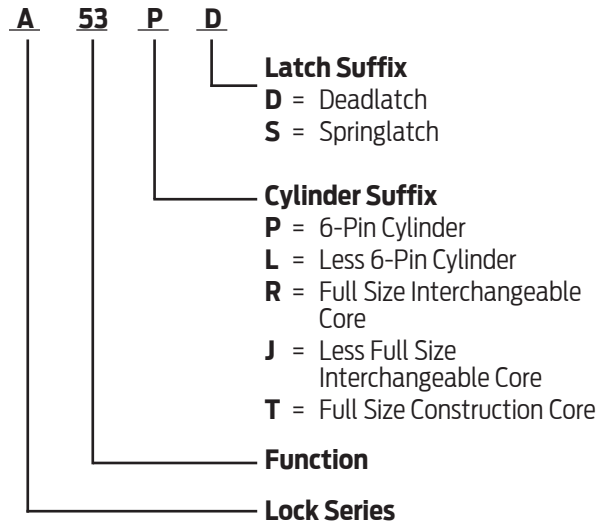
1.	Locks are furnished with standard features unless otherwise specified.
2.	Door thickness is 1 3/4" unless otherwise specified.
3.	Split finishes and designs will be priced at the highest list price of the design and/or finish.
4.	Engineering specials are denoted by a part number beginning with "X" and are not subject to standard discounting.
5.	 denotes a lock or part that requires an extended lead time.
6.	 denotes a handed product and requires handing to be specified.
7.	For all restricted keyways (Everest D, Everest 29 T, Quad, Numbered, Reversed) add \$13.50. This does not apply to Primus cylinders. See Terms and Conditions for ordering information and requirements.
8.	Locks, keys and cylinders containing restricted keyways require additional documentation to order. Please see Terms and Conditions for the specific requirements.
9.	Keyway must be specified for keyed functions and cylinders. If not specified, default keyway will be S123 for KA, KD and 0-bitted product and S145 for Factory managed masterkey systems.
10.	Multiple keying options are available. Locks and cylinders are furnished KD unless otherwise specified or excepted by notation.
11.	Control Keys for permanent and construction cores are not included with the lock or cylinder and must be ordered separately.
12.	Locks specified with "C" keyway and KD or 0-bitted will receive 6 pin cylinders (keyed 5) with 5 pin keys.
13.	Full Size Interchangeable Cores (FSIC) are furnished 1-bitted unless otherwise specified. If 0-bitted is selected, the order will be entered as 1-bitted. This does not apply to FSIC Primus® cores.
14.	Conventional cylinders, Primus cylinders (conventional and FSIC) can be supplied 0-bitted. If 1-bitted is selected, the order will be entered as 0-bitted.
15.	Available plug face finishes are 606 and 626. For brass or bronze finish colors, the plug face finish is 606. For chrome, nickel or stainless steel finish colors, the plug face finish is 626.

Table of Contents

Functions	A-4
Complete Locks	A-5
Options	A-7
Latches	A-7
Strikes.....	A-7
Non-Standard Door Thickness	A-8
Locks Less Components.....	A-8
Tamper Resistant Torx® Screws.....	A-8
Special Functions.....	A-8
Parts	A-9
Knobs and Related Components	A-9
Roses	A-9
Latches and Related Components.....	A-9
Strikes.....	A-10
Plunger Parts.....	A-11
Reinforcements and Adapters.....	A-11
Finished Miscellaneous Parts	A-12
Miscellaneous Parts	A-12
Screws	A-13
Screw Packs.....	A-13
Torx Screw Packs	A-13
Cylinder Reference Table	A-13
Complete Cylinders	See Cylinders Section
How To Order	Forms & Examples

Product Identification



Finish Codes and Descriptions

Code		Description
605	(US 3)	Bright Brass
606	(US 4)	Satin Brass
609	(US 5)	Antique Brass
612	(US 10)	Satin Bronze
613	(US 10B)	Oil Rubbed Bronze
625	(US 26)	Bright Chromium Plated
626	(US 26D)	Satin Chromium Plated
629	(US 32)	Bright Stainless Steel
630	(US 32D)	Satin Stainless Steel
643e	(US 11)	Aged Bronze

Standard Features

Certification	ANSI/BHMA Certified A156.2-2011, Series 4000, Grade 2, UL Listed for 3-hour fire door.
Latch	1" x 2 1/4", Square corner faceplate, 7/8" housing diameter, 1/2" throw
Strike	1 1/8" x 2 3/4", Square corner, T-strike, box
Backset	2 3/8"
Cylinder	6-Pin solid brass, keyed 6-pin, S123 keyway, keyed different (KD)
Door Range	1 3/8" – 1 7/8"
Keys	Two nickel silver cut keys per lock, 6-pin, S123 section



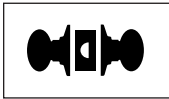
A · Functions

ANSI/BHMA Certified A156.2-2011, Series 4000, Grade 2, UL Listed for 3-hour fire door.

Non-Keyed Locks

SCHLAGE ANSI

A10S F75



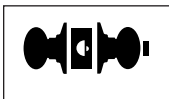
Passage Latch
Both knobs always unlocked.

A25D



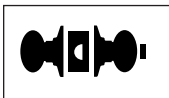
Exit Lock
Blank plate outside. Inside knob always unlocked. Specify door thickness.

A30D F77



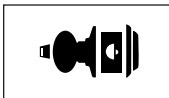
Patio Lock
Push-button locking. Turning inside knob or closing door releases button, preventing lock-out.

A40S F76



Bath/Bedroom Privacy Lock
Push-button locking. Can be unlocked from outside with small screwdriver. Turning inside knob or closing door releases button.

A43D F79



Communicating Lock
Turn-button in outer knob locks and unlocks knob and inside thumbturn.

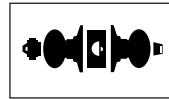
A170



Single Dummy Trim
Dummy trim for one side of door. Used for door pull or as matching inactive trim.

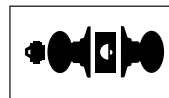
Keyed Locks

A53PD F109



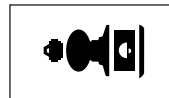
Entrance Lock
Turn/push-button locking; pushing and turning button locks outside knob, requiring use of key until button is manually unlocked. Push-button locking; pushing button locks outside knob until unlocked by key or by turning inside knob.

A70PD F84



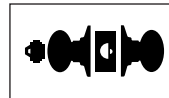
Classroom Lock
Outside knob locked and unlocked by key. Inside knob always unlocked.

A79PD



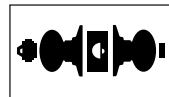
Communicating Lock With Blank Plate
Locked or unlocked by key from outside. Blank plate inside.

A80PD F86



Storeroom Lock
Outside knob fixed. Entrance by key only. Inside knob always unlocked.

A85PD F93



Faculty Restroom Lock (with Indicator Cylinder)
Outside knob fixed. Entrance by key only. Push-button in inside knob activates visual occupancy indicator, allowing only emergency master key to operate. Turning inside knob or closing door releases visual occupancy indicator. Rotation of inside spanner-button provides lock-out feature by keeping indicator activated.

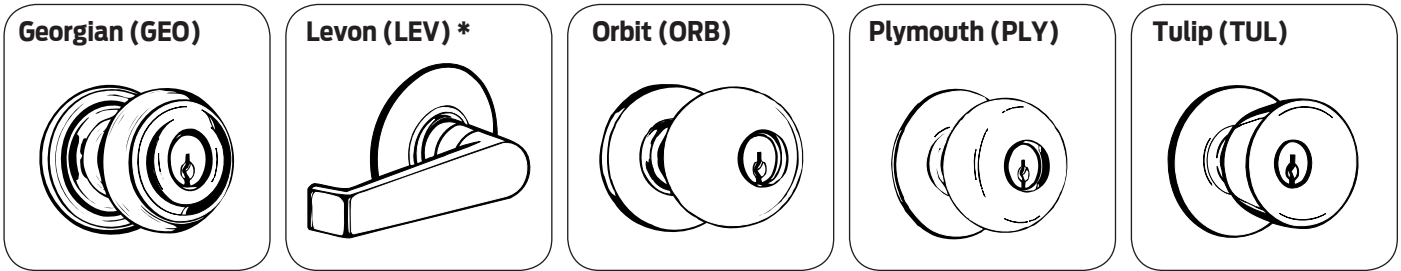
CYLINDRICAL

A-4

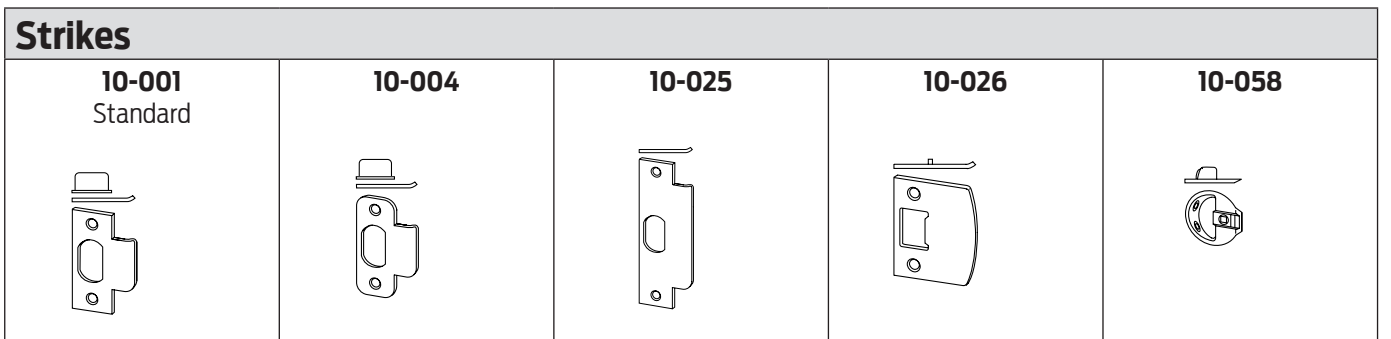
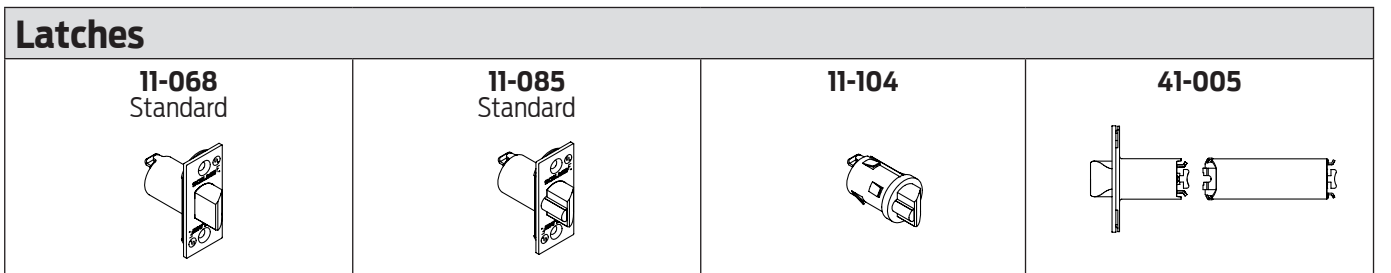

AL-Series

D-Series

ND-Series



* On keyed functions the LEV lever is available for inside trim only.



Complete Locks - A

CYLINDRICAL

A-6

AL-Series

D-Series

ND-Series

Function	Description	Designs and Finishes			Primary Cylinder Adjustments Available Levers Available Finishes		
		ORB PLY GEO TUL LEV***			LD	RD TD	JD
		626	605 606 609 612* 625 643e*	613 629** 630**			
Keyless				ALL	ORB		
A10S	Passage	123	135	153	605 606 609 612 613 625 626 629 630 643e		
A25D	Exit, blank plate x lever						
A40S	Privacy						
A30D	Privacy, hospital	165	177	195			
A43D	Privacy, hospital						
A170	Single dummy	62	68	78			
Keyed, Single Cylinder				LD	RD TD****	JD	
A53PD	Entrance	218	230	248	-51	+31	-28
A70PD	Classroom						
A80PD	Storeroom						
A79PD	Communicating	252	264	282	-76	N/A	
A85PD	Faculty Restroom Lock						
SECONDARY CYLINDER ADJUSTMENTS	Everest And Restricted Keyway - does not apply to Primus						
	Everest D & T Family & Restricted Keyways (Quad, Numbered, Reverse)				+13.50		
	Primus/Primus XP - order the lock less cylinder and the cylinder separately (prices below)						
	Single Kil Example: 1 Ea. A53LD & 1 Ea. 20-724(-XP)				+113		
	Single Fsic Example: 1 Ea. A53JD & 1 Ea. 20-740(-XP)				+122		
*	Not available for GEO LEV TUL						
**	Finishes only available in PLY						
***	On keyed functions the LEV lever is available for inside trim only						
****	Temporary cores (TD and HD options) require non-refundable core handling charge (50-231) of \$8.30 and will be added to the price of the lock.						

Latches		
Part Number	Backset - Hsg Dia. - Description	Lock Adjustment
Spring Latch		
11-068	2 3/8" - 7/8" - Square corner, 1" x 2 1/4"	N/C
11-069	2 3/8" - 7/8" - 1/4" Radius round corner, 1" x 2 1/4"	
11-110	2 3/8" - 1" - Circular drive in - 605 & 626 finishes only	
11-111	2 3/4" - 7/8" - Square corner, 1" x 2 1/4"	
11-112	2 3/4" - 7/8" - 1/4" Radius round corner, 1" x 2 1/4"	
11-116	2 3/4" - 1" - Square corner, 1 1/8" x 2 1/4"	
11-113	2 3/4" - 1" - Circular drive in - 605 & 626 finishes only	
11-118	3 3/4" - 1" - Square corner, 1 1/8" x 2 1/4"	+11.30
Deadlatch		
11-085	2 3/8" - 7/8" - Square corner, 1" x 2 1/4"	N/C
11-088	2 3/8" - 7/8" - 1/4" Radius round corner, 1" x 2 1/4"	
11-104	2 3/8" - 1" - Circular drive in - 605 & 626 finishes only	
11-091	2 3/4" - 7/8" - Square corner, 1" x 2 1/4"	
11-092	2 3/4" - 7/8" - 1/4" Radius round corner, 1" x 2 1/4"	
11-096	2 3/4" - 1" - Square corner, 1 1/8" x 2 1/4"	
11-105	2 3/4" - 1" - Circular drive in - 605 & 626 finishes only	
11-103	3 3/4" - 1" - Square corner, 1 1/8" x 2 1/4"	+11.30
41-005	5" - 7/8" - Backset extension link - require reinforcement when used in hollow metal door applications; must be used with 2 3/8" backset latches	+18.20

Strikes		
Part Number	Lip Length - Description	Lock Adjustment
10-001	1 1/8" - Square corner, T-strike, box, 1 1/8" x 2 3/4"	N/C
	1" - Square corner, T-strike, box, 1 1/8" x 2 3/4"	+6.10
	1 1/4" - Square corner, T-strike, box, 1 1/8" x 2 3/4"	
	1 1/2" - Square corner, T-strike, box, 1 1/8" x 2 3/4"	
	1 3/4" - Square corner, T-strike, box, 1 1/8" x 2 3/4"	
2" - Square corner, T-strike, box, 1 1/8" x 2 3/4"		
10-004	1 1/8" - 1/4" Radius round corner, T-strike, box, 1 1/8" x 2 3/4"	N/C
10-025	1 3/16" - ANSI, no box, 1 1/4" x 4 7/8"	N/C
	1 3/8" - ANSI, no box, 1 1/4" x 4 7/8"	+11.50
	1 1/2" - ANSI, no box, 1 1/4" x 4 7/8"	
10-026	1 1/8" - Square corner, full lip, no box, 1 5/8" x 2 1/4"	N/C
10-027	1 1/8" - 1/4" Radius round corner, full lip, no box, 1 5/8" x 2 1/4"	
10-058	Circular, adjustable, 1 3/4" diameter - 605 and 626 finishes only	
K510-066	Box for ANSI strike, must be specified	

Shaded items are standard components and are furnished with locks unless otherwise specified.

Locks Less Components		
Description	Specify	Lock Adjustment
Less each knob	LLL for knob design Example: A53PD LLL/PLY x PLY	-7.70
Less each rose or turn	LLL for rose design Example: A53PD PLY x PLY/LLL	-6.10
Less springlatch	LLL for latch Example: A40S PLY 605 LLL 10-004	-9.90
Less deadlatch	LLL for latch Example: A53PD PLY 626 LLL 10-025	-16.50
Less strike	LLL for strike Example: A53PD PLY 612 11-096 LLL	-3.60
Lock chassis and spring cages only	Less all possible components Example: A53LD LLL 626 LLL LLL	Sum of deducts

Non-Standard Door Thickness		
Description	Specify	Lock Adjustment
Extended Inside (EI), 2" thru 2 1/2"	Door thickness and how door is extended. Example: 2 1/2", EI	+51.60

Tamper Resistant Torx® Screws		
Specify/ Part Number	Description	Lock Adjustment
Torx Screws	Screws - Latch and Strike	+15.20

Special Functions ⌚				
Part Number		Description	Base Lock	Lock Adjustment
Lock Function	"X" Number			
A53PD	XA11-297	A53PD with restoring slide	A53PD	+39.50

Knobs and Related Components											
Available Finishes - Specify for Listed Parts		605	606	609	612	613	625	626	629	630	643e
01-008 ORB PLY; 01-009 ORB PLY; 01-026 ORB		▪	☞	☞	▪	▪	☞	▪	☞	▪	▪
01-008 TUL GEO LEV; 01-009 TUL GEO LEV		▪	☞	☞		▪	☞	▪			
Part Number	Description	Price Each									
01-008*	Closed Knob or Lever - GEO LEV ORB PLY TUL	\$33.10									
01-009*	Open Knob or Lever - GEO LEV ORB PLY TUL										
01-018*	Open Knob - with sleeve for cylinders - GEO ORB PLY TUL	46.20									
01-026*	Full Size Core Knob - ORB	62.10									
01-053	Full size core driver and retainer - finish not required	10.70									
A501-941	Full size core retainer - finish not required	4.00									
C604-307	Full size core driver, universal - finish not required	7.80									
* Specify part number, knob style, finish. Ex: 01-009 GEO 626 (open knob, Georgian design, 626 finish)											

Roses											
Available Finishes - Specify for Listed Parts		605	606	609	612	613	625	626	629	630	643e
01-001 TUL PLY, 01-002 TUL PLY, A201-558, A501-766		▪	☞	☞	▪	▪	☞	▪	☞	▪	▪
01-001 GEO, 01-002 GEO		▪	☞	☞		▪	☞	▪			
Part Number	Description	Price Each									
01-001**	Outside Rose - TUL PLY GEO	\$24.90									
01-002**	Inside Rose - TUL PLY GEO										
A201-558	Rose, out. - A25	43.90									
A501-766	Rose, ins. - A79	39.40									
** Specify part number & finish. Ex: 01-002 PLY 626 Plymouth design, 626 finish)											

Latches and Related Components											
Available Finishes - Specify for Listed Parts		605	606	609	612	613	625	626	629	630	643e
11-068, 11-069, 11-110, 11-111, 11-112, 11-116, 11-113, 11-118, 11-085, 11-088, 11-104, 11-091, 11-092, 11-096, 11-105, 11-103		▪	▪	▪	▪	▪	▪	▪	☞	▪	▪
39-030		▪						▪			
Part Number	Backset - Hsg Dia. - Description	Price Each									
Spring Latch											
11-068	2 3/8" - 7/8" - Square corner, 1" x 2 1/4"	\$48.20									
11-069	2 3/8" - 7/8" - 1/4" Radius round corner, 1" x 2 1/4"										
11-110	2 3/8" - 1" - Circular drive in - 605 & 626 finishes only										
11-111	2 3/4" - 7/8" - Square corner, 1" x 2 1/4"										
11-112	2 3/4" - 7/8" - 1/4" Radius round corner, 1" x 2 1/4"										
11-116	2 3/4" - 1" - Square corner, 1 1/8" x 2 1/4"										
11-113	2 3/4" - 1" - Circular drive in - 605 & 626 finishes only	51.80									
11-118	3 3/4" - 1" - Square corner, 1 1/8" x 2 1/4"										
Dead Latch											
11-085	2 3/8" - 7/8" - Square corner, 1" x 2 1/4"	48.20									
11-088	2 3/8" - 7/8" - 1/4" Radius round corner, 1" x 2 1/4"										
11-104	2 3/8" - 1" - Circular drive in - 605 & 626 finishes only										
11-091	2 3/4" - 7/8" - Square corner, 1" x 2 1/4"										
11-092	2 3/4" - 7/8" - 1/4" Radius round corner, 1" x 2 1/4"										
11-096	2 3/4" - 1" - Square corner, 1 1/8" x 2 1/4"										
11-105	2 3/4" - 1" - Circular drive in - 605 & 626 finishes only	51.80									
11-103	3 3/4" - 1" - Square corner, 1 1/8" x 2 1/4"										
41-005	5" - Backset extension link - require reinforcement when used in hollow metal door applications; backset link must be used with 2 3/8" backset latches.	18.20									
39-030	Rabbeted latch and strike kit - adapts square corner latches and 2 3/4" high square corner strikes to 1/2" rabbeted door and frame preparations.	46.50									

Shaded items are standard components and are furnished with locks unless otherwise specified.

CYLINDRICAL

A-10

AL-Series

D-Series

ND-Series

Strikes											
Available Finishes - Specify for Listed Parts		605	606	609	612	613	625	626	629	630	643e
10-001, 10-004, 10-025, 10-026, 10-027		▪	▪	▪	▪	▪	▪	▪	∞	▪	▪
10-058		▪						▪			
Part Number	Lip Length - Description	Price Each									
10-001118	1 1/8" - Square corner, T-strike, box, 1 1/8" x 2 3/4"	\$6.00									
10-001100	1" - Square corner, T-strike, box, 1 1/8" x 2 3/4"	11.90									
10-001114	1 1/4" - Square corner, T-strike, box, 1 1/8" x 2 3/4"										
10-001112	1 1/2" - Square corner, T-strike, box, 1 1/8" x 2 3/4"										
10-001134	1 3/4" - Square corner, T-strike, box, 1 1/8" x 2 3/4"										
10-001200	2" - Square corner, T-strike, box, 1 1/8" x 2 3/4"										
10-004	1 1/8" - 1/4" Radius round corner, T-strike, box, 1 1/8" x 2 3/4"	9.20									
10-0251316	1 3/16" - ANSI, no box, 1 1/4" x 4 7/8"	13.10									
10-025138	1 3/8" - ANSI, no box, 1 1/4" x 4 7/8"	35.00									
10-025112	1 1/2" - ANSI, no box, 1 1/4" x 4 7/8"										
10-026	1 1/8" - Square corner, full lip, no box, 1 5/8" x 2 1/4"	6.90									
10-027	1 1/8" - 1/4" Radius round corner, full lip, no box, 1 5/8" x 2 1/4"	6.90									
10-058	Circular, adjustable, 1 3/4" diameter	10.00									
K510-066	Box for ANSI strike - finish not required	5.80									

Shaded items are standard components and are furnished with locks unless otherwise specified.

Plunger Parts																			
Available Finishes - Specify for Listed Parts										605	606	609	612	613	625	626	629	630	643e
01-055, 01-056, 01-057, 01-058, 01-060, 01-063										▪	⌘	⌘	▪	▪	⌘	▪	⌘	▪	▪
Part Number	Dimension - Design - Door Range - Description									Price Each									
01-055*	360 - Non-ORB - 1 3/8" - 1 7/8" - Plunger unit, ins. - A30																		
	424 - Non-ORB - over 1 7/8" - 2 1/4", EI - Plunger unit, ins. - A30																		
	449 - Non-ORB - over 2 1/4" - 2 1/2", EI - Plunger unit, ins. - A30																		
	428 - ORB - 1 3/8" - 1 7/8" - Plunger unit, ins. - A30																		
	492 - ORB - over 1 7/8" - 2 1/4", EI - Plunger unit, ins. - A30																		
	517 - ORB - over 2 1/4" - 2 1/2", EI - Plunger unit, ins. - A30																		
01-056*	360 - Non-ORB - 1 3/8" - 1 7/8" - Plunger unit, ins. - A40																		
	424 - Non-ORB - over 1 7/8" - 2 1/4", EI - Plunger unit, ins. - A40																		
	449 - Non-ORB - over 2 1/4" - 2 1/2", EI - Plunger unit, ins. - A40																		
	428 - ORB - 1 3/8" - 1 7/8" - Plunger unit, ins. - A40																		
	492 - ORB - over 1 7/8" - 2 1/4", EI - Plunger unit, ins. - A40																		
	517 - ORB - over 2 1/4" - 2 1/2", EI - Plunger unit, ins. - A40																		
01-057*	070 - Non-ORB - 1 3/8" - 2 1/2", EI - Plunger unit, out. - A40									\$13.00									
	135 - Non-ORB - 1 3/8" - 2 1/2", EI - Plunger unit, out. - A40																		
	070 - ORB - 1 3/8" - 2 1/2", EI - Plunger unit, out. - A40																		
	135 - ORB - 1 3/8" - 2 1/2", EI - Plunger unit, out. - A40																		
01-058*	281 - Non-ORB - 1 3/8" - 2 5/8", EI - Plunger unit, out. - A43																		
	349 - Non-ORB - 1 3/8" - 2 5/8", EI - Plunger unit, out. - A43																		
	281 - ORB - 1 3/8" - 2 5/8", EI - Plunger unit, out. - A43																		
	349 - ORB - 1 3/8" - 2 5/8", EI - Plunger unit, out. - A43																		
01-060*	360 - Non-ORB - 1 3/8" - 1 7/8" - Plunger unit, ins. - A53																		
	424 - Non-ORB - over 1 7/8" - 2 1/4", EI - Plunger unit, ins. - A53																		
	449 - Non-ORB - over 2 1/4" - 2 1/2", EI - Plunger unit, ins. - A53																		
	428 - ORB - 1 3/8" - 1 7/8" - Plunger unit, ins. - A53																		
	492 - ORB - over 1 7/8" - 2 1/4", EI - Plunger unit, ins. - A53																		
	517 - ORB - over 2 1/4" - 2 1/2", EI - Plunger unit, ins. - A53																		
01-063*	363 - Non-ORB - 1 3/8" - 1 7/8" - Plunger unit, ins. - A85									28.40									
	427 - Non-ORB - over 1 7/8" - 2 1/4", EI - Plunger unit, ins. - A85																		
	452 - Non-ORB - over 2 1/4" - 2 1/2", EI - Plunger unit, ins. - A85																		
	431 - ORB - 1 3/8" - 1 7/8" - Plunger unit, ins. - A85																		
	497 - ORB - over 1 7/8" - 2 1/4", EI - Plunger unit, ins. - A85																		
	520 - ORB - over 2 1/4" - 2 1/2", EI - Plunger unit, ins. - A85																		
* Specify part number, dimension, design & finish. Ex: 01-060 492 ORB 626																			

Reinforcements and Adapters		
Part Number	Description	Price Each
37-001	Metal door reinforcer kit, fits both 7/8" and 1" diameter housings - Specify door thickness, includes A501-567 and A501-565 or A501-566.	\$31.50
A501-565	Reinforcer for 1 3/8" thick non-reinforced metal doors. Fits both 7/8" and 1" diameter housings.	15.80
A501-566	Reinforcer for 1 3/4" thick non-reinforced metal doors. Fits both 7/8" and 1" diameter housings.	
A501-567	3 1/2" Long latch housing sleeve used to reinforce joint between latch and backset link or to hold latch in metal doors.	9.90
A501-878**	Faceplate adapter to adapt 1" faceplate to 1 1/8" door preparation	0.64
G506-815	1" Long latch housing sleeve to adapt 7/8" housing to 1" bore	5.60
**	Order in multiples of 100	

CYLINDRICAL

A-11

AL-Series

D-Series

ND-Series

CYLINDRICAL

A-12

AL-Series

D-Series

ND-Series

Finished Miscellaneous Parts										
Available Finishes - Specify for Listed Parts										
	605	606	609	612	613	625	626	629	630	643e
38-018, A201-330, A201-399, A201-406, A201-684, A201-688, A301-403, A301-404, A301-405, A301-406	▪	⊗	⊗	▪	▪	⊗	▪	⊗	▪	▪
Part Number	Description									Price Each
38-018	Thin door extension ring (2 required per lock)									\$10.50
A201-330	Non-threaded chassis, less knob & rose - A170									35.80
A201-399	Hub & cap, out. (except A10, A25, A40, A43)									25.80
A201-406	Hub & cap, out. - A10, A40, A43									
A201-684	Threaded chassis, less knob & rose - A170									35.80
A201-688	Turn unit, ins. - A43									43.90
A301-403	Housing & cap, 1 3/8" thru 1 7/8" door (except A43, A79)									9.70
A301-404	Housing & cap, 1 7/8" thru 2 1/4" door, EI (except A43, A79)									
A301-405	Housing & cap, 2 1/4" thru 2 1/2" door, EI (except A43, A79)									
A301-406	Threaded housing & cap, ins. (except A43, A79)									9.80

Miscellaneous Parts										
Part Number	Description									Price Each
A201-370	Cam & driver - A80									\$7.90
A201-377	Mounting plate, ins. (except A43, A79)									8.00
A301-386*	Spindle & catch, ins. (except A43, A79)									
A301-387	Spindle & catch, out. (except A25, A43)									
A301-391*	Cam unit - A30									
A301-402	Cam unit, out. - A40, A53, A85									33.20
A301-409*	Spindle, 1 7/8" thru 2 1/4" door, EI (except A43, A79)									
A301-410*	Spindle, 2 1/4" thru 2 1/2" door, EI (except A43, A79)									
A500-001	Spindle, ins, 2" thru 2 1/4" door, EI - A43									13.60
A500-002	Spindle, ins., 2 1/2" door, EI - A43									
A501-167	Threaded rod for mounting A170s as double dummy set									13.60
A501-305	Hub plate, ins. (except A79)									6.20
A501-498	Hub, 1 3/8" door - A25									9.60
A501-499	Hub, 1 3/4" door - A25									9.70
A501-615	Spindle wedge - A80, A85									6.00
A501-633	Spindle, ins. - A43									7.00
A501-710	Swivel sleeve - A85 (except ORB design)									6.10
A501-721	Cam plug - A70, A79									18.20
A501-767	Mounting plate - A79									6.10
A501-768	Hub plate, ins. - A79									
A501-791	Cam & plug spacer - A70, A79									3.70
A501-874	Hub plate, out. - A25									9.60
A501-901	Plate, out. - A80, A85									4.20
A508-399	Plate, out. (except A25, A80, A85)									8.10
A508-597	Spring separator (except A10, A25, A40, A43) - require frame A508-598									6.10
A700-017	Spiral cam - A70, A79									8.90
A508-598	Frame									9.70
A508-600	Housing - A43, A79									13.40
A508-605	Slide spring									6.10
A508-640	Spacer, ORB knob									6.70
A508-641	Slide stop - A43									24.50
A590-158*	Slide, restoring - A30, A85									6.10
A590-159	Slide, non-restoring - A43, A53, A70, A79, A80									
A590-180	Slide, restoring - A40									
A590-181	Slide, non-restoring - A10, A25									
C503-008**	Cotter pin									0.56
G570-232	Plug, spindle, lever designs only - A10									11.10
	* Parts that are not directly interchangeable with locks manufactured before 1984									
	** Order in multiples of 100									

Screws													
Available Finishes - Specify for Listed Parts				605	606	609	612	613	625	626	629	630	643e
A508-649, A508-650, C603-256, C603-897				▪	☒	☒	▪	▪	☒	▪	☒	▪	▪
Part Number	Door Thickness - Description	Type	Size	Price Each									
A501-161*	1 3/8" - 1 7/8" - Mounting, All (except A43, A79)	POH Mach	10-32 x 1 1/8"	\$0.82									
A501-818*	2" - 2 1/2", EI - Mounting, All (except A43, A79)	POH Mach	10-32 x 2 1/16"	0.96									
A501-769*	1 3/8" - 2" - Mounting, A79	POMH 1-way	10-32 x 1 1/8"	1.00									
A501-770*	2" - 2 3/4", EI - Mounting, A79	POMH 1-way	10-32 x 2"	1.00									
A508-649*	1 3/8" - 1 7/8" - Mounting, A43	Torx screw (T-20)	10-32 x 1 1/8"	2.00									
A508-650*	2" - 2 1/2", EI - Mounting, A43	Torx screw (T-20)	10-32 x 2"										
C603-256*	ANSI strike	PFH Combo	12-24 x 1"	0.80									
C603-897*	Latch and strike	PFH Combo	8-32 x 3/4"	0.72									
* Order in multiples of 100													

Screw Packs													
Available Finishes - Specify for Listed Parts				605	606	609	612	613	625	626	629	630	643e
A201-811, A201-812				▪	☒	☒	▪	▪	☒	▪	☒	▪	▪
Part Number	Description	Contents		Price Each									
A201-811	Mounting, latch and strike (except A43, A170)	(2) A501-161 (4) C603-897		\$6.60									
A201-812	Mounting, A170	(3) C603-897		5.10									
A201-814	Mounting, A43	(2) A508-649		4.00									

Torx Screw Packs													
Available Finishes - Specify for Listed Parts				605	606	609	612	613	625	626	629	630	643e
C203-311, C203-312				▪	☒	☒	▪	▪	☒	▪	☒	▪	▪
Part Number	Description	Contents		Price Each									
C203-311**	Latch and strike	(4) C503-766 (T-15)		\$17.00									
C203-312**	Latch and ANSI strike	(2) C503-766 (T-15) (2) L583-371 (T-20)											
** Torx screw packs are furnished with appropriate T-xx installation tool(s)													

Cylinder Reference Table					
Available Finishes - Specify for Listed Parts				606	626
21-002/122, 20-724/XP/122, 20-524/XP/122, 21-003/168					
Part Number	Cylinder Mechanism	Function	Design	Price Each	Price Each - Restricted
21-002	Conventional	Standard Functions	Except Orbit	\$51.00	\$64.50
20-724	Primus			113.00	
20-724-XP	Primus XP				
20-524	Primus UL437			139.00	
20-524-XP	Primus UL437 XP				
21-002-122	Conventional		\$51.00	64.50	
20-724-122	Primus		113.00		
20-724-XP-122	Primus XP				
20-524-122	Primus UL437		139.00		
20-524-XP-122	Primus UL437 XP				
Complete cylinder discontinued but may be assembled in the field	Conventional	A73 Orbit			
	Primus				
	Primus XP				
	Primus UL437				
21-003	Conventional	A85	Except Orbit	76.00	89.50
21-003-168			Orbit	76.00	89.50

CYLINDRICAL

A-14

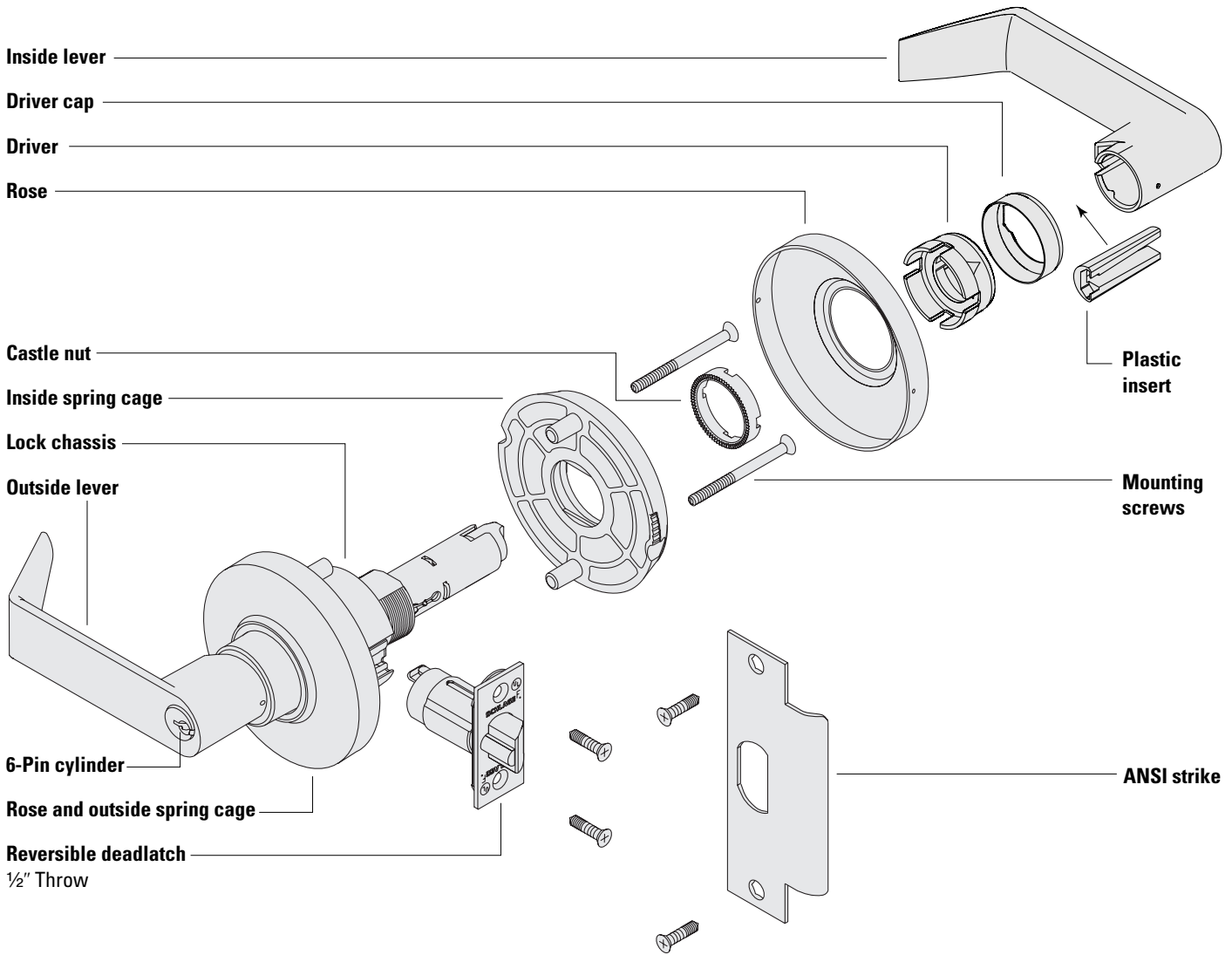
AL-Series

D-Series

ND-Series

AL Series

GRADE 2 CYLINDRICAL LEVERED LOCK



CYLINDRICAL
A-Series
AL-1
D-Series
ND-Series

AL Series

Ordering Procedures

To order Schlage products, descriptive data should be in the same sequence as shown below.

Line Item	Qty	Product	Outside		Inside		Hand	Latch	Strike	Dr Thk	Ext	DIM	Additional Details
			DES	FIN	DES	FIN							
1	10	AL53PD	SAT	626	NEP	619	-	11-096	10-025	200	EE	-	-

Line Item: Line item number

Qty: Quantity

Product: Product function + Cylinder code

Outside Des: Outside lever design

Outside Fin: Outside finish

Inside Des: Inside lever design: Specify only if different from the outside lever design

Inside Fin: Inside lever finish: Specify only if different from the outside finish

Hand: Hand of door: N/A for AL lock

Latch: Product latch: Leave blank for standard latch or specify part number if non-standard latch is required.

Strike: Product strike: Leave blank for standard strike or specify part number if non-standard strike is required.

Dr Thk: Door thickness: Enter door thickness if non-standard. Example: 138=1 3/8", 214=2 1/4"

Ext: Extension: Enter for doors 1 7/8" or greater. Example: EE=extended equally, EI=extended inside, EO=extended outside, ED=extended differently

Dim: Dimension: Enter only for non-standard strike lip length

Additional

Details: Enter additional detail for keying information or special requirements

Common Pricing Information



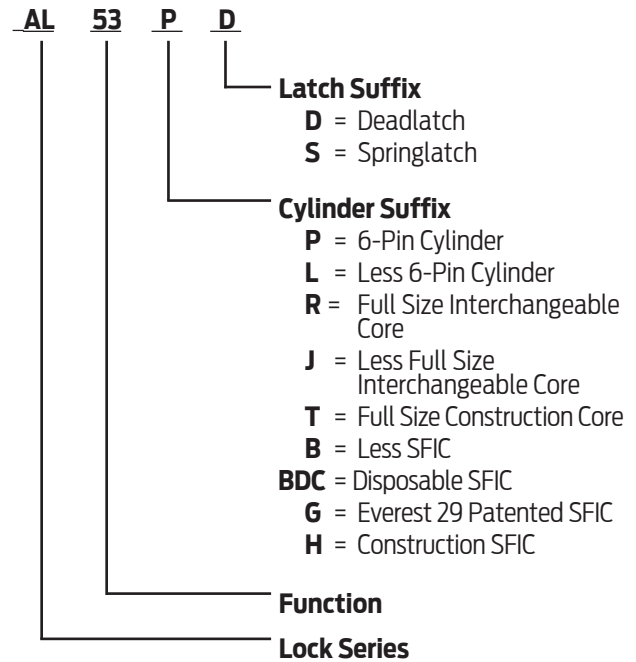
- Locks are furnished with standard features unless otherwise specified.
- Door thickness is 1 3/4" unless otherwise specified.
- Split finishes and designs will be priced at the highest list price of the design and/or finish.
- Engineering specials are denoted by a part number beginning with "X" and are not subject to standard discounting.
-  denotes a lock or part that requires an extended lead time.
-  denotes a handed product and requires handing to be specified.
- For all restricted keyways (Everest D, Everest 29 T, Quad, Numbered, Reversed) add \$13.50. This does not apply to Primus cylinders. See Terms and Conditions for ordering information and requirements.
- Locks, keys and cylinders containing restricted keyways require additional documentation to order. Please see Terms and Conditions for the specific requirements.
- Keyway must be specified for keyed functions and cylinders. If not specified, default keyway will be S123 for KA, KD and 0-bitted product and S145 for Factory managed masterkey systems.
- Multiple keying options are available. Locks and cylinders are furnished KD unless otherwise specified or excepted by notation.
- Control Keys for permanent and construction cores are not included with the lock or cylinder and must be ordered separately.
- Locks specified with "C" keyway and KD or 0-bitted will receive 6 pin cylinders (keyed 5) with 5 pin keys.
- Full Size Interchangeable Cores (FSIC) are furnished 1-bitted unless otherwise specified. If 0-bitted is selected, the order will be entered as 1-bitted. This does not apply to FSIC Primus® cores.
- Conventional cylinders, Primus cylinders (conventional and FSIC) can be supplied 0-bitted. If 1-bitted is selected, the order will be entered as 0-bitted.
- Available plug face finishes are 606 and 626. For brass or bronze finish colors, the plug face finish is 606. For chrome, nickel or stainless steel finish colors, the plug face finish is 626.

Table of Contents

Functions	AL-4
Complete Locks	AL-5
Options	AL-7
Latches	AL-7
Strikes.....	AL-7
Lock Less Components	AL-8
Non-Standard Door Thickness.....	AL-8
Miscellaneous Lock Options	AL-8
Special Functions.....	AL-8
Parts	AL-9
Levers and Related Components	AL-9
Roses	AL-9
Latches and Related Components.....	AL-10
Strikes.....	AL-10
Plunger Parts.....	AL-11
Reinforcements and Adapters.....	AL-11
Parts for 2" Doors	AL-11
Hub, Frame and Housing Kits – For Locks Manufactured before May, 2003	AL-11
Miscellaneous Parts	AL-12
Special Parts	AL-12
Screws	AL-13
Screw Packs.....	AL-13
Torx Screw Packs.....	AL-13
Cylinder Reference Table	AL-13
Complete Cylinders	See Cylinders Section
How To Order	Forms & Examples

Product Identification



SFIC = Small Format (Best® Style) Interchangeable Core

Finish Codes and Descriptions

Code		Description
605	(US 3)	Bright Brass
606	(US 4)	Satin Brass
609	(US 5)	Antique Brass
612	(US 10)	Satin Bronze
613	(US 10B)	Oil Rubbed Bronze
619	(US 15)	Satin Nickel
625	(US 26)	Bright Chromium Plated
626	(US 26D)	Satin Chromium Plated
626AM		Antimicrobial Coating on Satin Chromium
643e	(US11)	Aged Bronze

Standard Features

Certification	ANSI/BHMA Certified A156.2-2011, Series 4000, Grade 2, UL Listed for 3-hour fire door.
Latch	1 1/8" x 2 1/4", Square corner faceplate, 1" housing diameter, 1/2" throw
Strike	1 1/4" x 4 7/8", ANSI, Square corner, no box
Backset	2 3/4"
Cylinder	6-Pin solid brass, keyed 6-pin, S123 keyway, keyed different (KD)
Door Range	1 3/8" – 1 7/8"
Keys	Two nickel silver cut keys per lock, 6-pin, S123 section



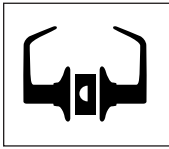
AL · Functions

ANSI/BHMA Certified A156.2-2011, Series 4000, Grade 2, UL Listed for 3-hour fire door.

Non-Keyed Locks

SCHLAGE ANSI

AL10S F75



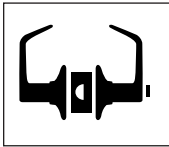
Passage Latch
Both levers always unlocked.

AL25D



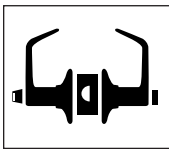
Exit Lock
Blank plate outside. Inside lever always unlocked. Specify door thickness.

AL40S F76




Bath/Bedroom Privacy Lock
Push-button locking. Can be unlocked from outside with small screwdriver, not included. Turning inside lever or closing door releases button.

AL44S



Hospital Privacy Lock
Push-button locking. Unlocked from outside by turning emergency turn-button. Turning inside lever or closing door releases button.

AL170

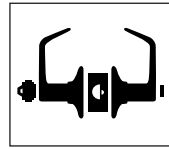


Single Dummy Trim
Dummy trim for one side of door. Used for door pull or as matching inactive trim.

Keyed Locks

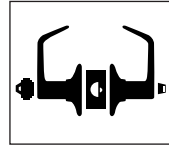
SCHLAGE ANSI

AL50PD F82



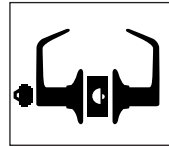
Entrance/Office Lock
Push-button locking. Push-button locks outside lever until unlocked with key or by rotating inside lever.

AL53PD F109



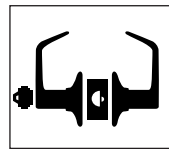
Entrance Lock
Turn/push-button locking; pushing and turning button locks outside lever requiring use of key until button is manually unlocked. Push-button locking; pushing button locks outside lever until unlocked by key or by turning inside lever.

AL70PD F84



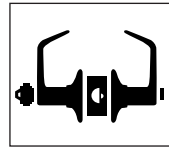
Classroom Lock
Outside lever locked and unlocked by key. Inside lever always unlocked.

AL80PD F86



Storeroom Lock
Outside lever fixed. Entrance by key only. Inside lever always unlocked.

AL85PD F93



Faculty Restroom Lock (with Indicator Cylinder)
Outside lever fixed. Entrance by key only. Push-button in inside lever activates visual occupancy indicator, allowing only emergency masterkey to operate. Turning inside lever or closing door releases visual occupancy indicator. Rotation of inside spanner-button provides lock-out feature by keeping indicator activated.

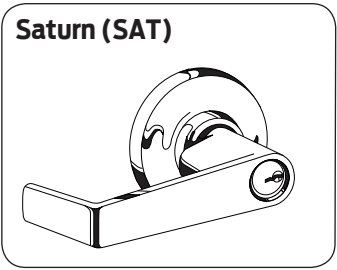
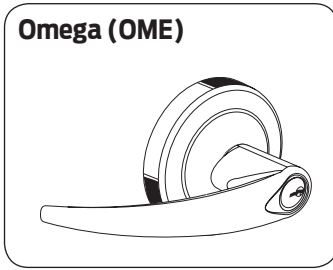

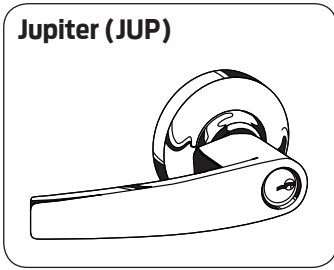
CYLINDRICAL

A-Series

AL-4

D-Series

ND-Series



Commercial Lever Suite				
AL Lock	L Lock Levers	98/99 Exit	ND Levers	S Lock
Jupiter	07	07	Athens	Jupiter
Omega	Omega	16	Omega	
Neptune	17	17	Sparta	Neptune
Saturn	06	06	Rhodes	Saturn

Tactile Options

Tactile Warning (knurling)

Saturn Lever Shown

Roses

<p>Inside/Outside Rose - Saturn Levers: JUP, NEP, SAT Size: 3 7/16" dia.</p>	<p>Inside/Outside Rose - Omega Levers: OME Size: 3 7/16" dia.</p>
---	--

Latches

<p>11-068</p>	<p>11-088</p>	<p>11-096 Standard</p>	<p>11-104</p>	<p>11-116</p>
----------------------	----------------------	-----------------------------------	----------------------	----------------------

Strikes

<p>10-001</p>	<p>10-025 Standard</p>	<p>10-027</p>	<p>10-058</p>
----------------------	-----------------------------------	----------------------	----------------------

AL - Complete Locks

CYLINDRICAL

A-Series

AL-6

D-Series

ND-Series

Function	Description	Designs and Finishes			PRIMARY CYLINDER ADJUSTMENTS AVAILABLE LEVERS AVAILABLE FINISHES					
		JUP NEP OME SAT								
		626	605 606 609 612 619 625 643e	613 626AM						
Keyless					LD	RD TD**	JD	BD BDC	GD	HD**
AL10S	Passage	162	174	192						
AL25D	Exit, blank plate x lever	177	189	207						
AL40S	Privacy	184	196	214	ALL JUP NEP SAT*					
AL44S	Privacy, hospital				605 606 609 612 613 619 625 626 643e 626AM					
AL170	Single dummy	93	99	109						
Keyed, Single Cylinder					LD CD	RD TD	JD	BD BDC	GD	HD
AL50PD	Entrance/Office	235	247	265	-51	31	-28	N/C	67	35
AL53PD	Entrance									
AL70PD	Classroom									
AL80PD	Storeroom									
AL85PD	Faculty Restroom Lock	271	283	301	-76	Not Available				
Secondary Cylinder Adjustments	EVEREST AND RESTRICTED KEYWAY - DOES NOT APPLY TO PRIMUS									
	EVEREST D & T FAMILY & RESTRICTED KEYWAYS (QUAD, NUMBERED, REVERSE)					+13.50				
	PRIMUS/PRIMUS XP - ORDER THE LOCK LESS CYLINDER AND THE CYLINDER SEPARATELY (PRICES BELOW)									
	SINGLE KIL EXAMPLE: 1 EA. AL53LD & 1 EA. 20-728(-XP)					+113				
SINGLE FSIC EXAMPLE: 1 EA. AL53JD & 1 EA. 20-740(-XP)					+122					
*	Only lever available in 609 finish for FSIC and SFIC									
**	Temporary cores (TD and HD options) require non-refundable core handling charge (50-231) of \$8.30 and will be added to the price of the lock.									

Latches		
Part Number	Backset - Hsg Dia - Description	Lock Adjustment
Spring Latch		
11-068	2 3/8" - 7/8" - Square corner, 1" x 2 1/4"	N/C
11-069	2 3/8" - 7/8" - 1/4" Radius round corner, 1" x 2 1/4"	
11-110	2 3/8" - 1" - Circular drive in - 605 & 626 finishes only	
11-111	2 3/4" - 7/8" - Square corner, 1" x 2 1/4"	
11-112	2 3/4" - 7/8" - 1/4" Radius round corner, 1" x 2 1/4"	
11-116	2 3/4" - 1" - Square corner, 1 1/8" x 2 1/4"	
11-113	2 3/4" - 1" - Circular drive in - 605 & 626 finishes only	
11-118	3 3/4" - 1" - Square corner, 1 1/8" x 2 1/4"	
Deadlatch		
11-085	2 3/8" - 7/8" - Square corner, 1" x 2 1/4"	N/C
11-088	2 3/8" - 7/8" - 1/4" Radius round corner, 1" x 2 1/4"	
11-104	2 3/8" - 1" - Circular drive in - 605 & 626 finishes only	
11-091	2 3/4" - 7/8" - Square corner, 1" x 2 1/4"	
11-092	2 3/4" - 7/8" - 1/4" Radius round corner, 1" x 2 1/4"	
11-096	2 3/4" - 1" - Square corner, 1 1/8" x 2 1/4"	
11-105	2 3/4" - 1" - Circular drive in - 605 & 626 finishes only	
11-103	3 3/4" - 1" - Square corner, 1 1/8" x 2 1/4"	
41-005	5" - Backset extension link - require reinforcement when used in hollow metal door applications; backset link must be used with 2 3/8" backset latches	+18.20

Strikes		
Part Number	Lip Length - Description	Lock Adjustment
10-001	1 1/8" - Square corner, T-strike, box, 1 1/8" x 2 3/4"	N/C
	1" - Square corner, T-strike, box, 1 1/8" x 2 3/4"	+12.00
	1 1/4" - Square corner, T-strike, box, 1 1/8" x 2 3/4"	
	1 1/2" - Square corner, T-strike, box, 1 1/8" x 2 3/4"	
	1 3/4" - Square corner, T-strike, box, 1 1/8" x 2 3/4"	
	2" - Square corner, T-strike, box, 1 1/8" x 2 3/4"	
10-004	1 1/8" - 1/4" Radius round corner, T-strike, box, 1 1/8" x 2 3/4"	N/C
10-025	1 3/16" - ANSI, no box, 1 1/4" x 4 7/8"	N/C
	1 3/8" - ANSI, no box, 1 1/4" x 4 7/8"	+13.10
	1 1/2" - ANSI, no box, 1 1/4" x 4 7/8"	
10-026	1 1/8" - Square corner, full lip, no box, 1 5/8" x 2 1/4"	N/C
10-027	1 1/8" - 1/4" Radius round corner, full lip, no box, 1 5/8" x 2 1/4"	
10-058	Circular, adjustable, 1 3/4" diameter - 605 and 626 finishes only	
K510-066	Box for ANSI strike, must be specified	

Shaded items are standard components and are furnished with locks unless otherwise specified.

CYLINDRICAL

Locks Less Components		
Description	Specify	Lock Adjustment
Less each lever	LLL for lever design Example: AL53PD LLL/JUP x SAT	-8.00
Less each rose	LLL for rose design Example: AL53PD SAT x SAT/LLL	-10.00
Less springlatch	LLL for latch Example: ND40S SAT 605 LLL 10-025	-10.00
Less deadlatch	LLL for latch Example: AL53PD SAT 626 LLL 10-025	-16.20
Less strike	LLL for strike Example: AL53PD ATH 612 11-096 LLL	-3.80
Lock chassis and spring cages only	Less all possible components Example: ND53LD LLL 626 LLL LLL, lever chassis	Sum of deducts


A-Series

Non-Standard Door Thickness		
Description	Specify	Lock Adjustment
Extended Equally (EE), over 1 7/8" - 2" (SFIC not available for 1 7/8" - 2" door thickness)	Door thickness and how door is extended. Example: 2", EE	+4.20

AL-8

Miscellaneous Lock Options		
Specify/Part Number	Description	Lock Adjustment
8SA	Tactile Lever - Saturn	+36.60*
Torx Screws	Screws - Latch and Strike	+16.40
	* Per lever	

D-Series

Special Functions 				
Part Number		Function - Description	Base Lock	Lock Adjustment (Base Lock)
Lock Function	"X" Number			
AL50PD	XA11-297	AL50PD with restoring slide	AL50PD	+37.60
AL53PD	XA11-297	AL53PD with restoring slide	AL53PD	

ND-Series

Levers and Related Components											
Available Finishes - Specify for Listed Parts		605	606	609	612	613	619	625	626	643e	626AM
51-021, 51-023, 51-025, 51-026, 51-022 SAT, 51-024 SAT, A700-041		▪	▪	⌘	▪	▪	▪	▪	▪	▪	⌘
51-022 JUP NEP, 51-024 JUP NEP		▪	▪		▪	▪	▪	▪	▪	▪	⌘
Part Number	Description	Price Each									
51-021*	Closed Lever - JUP NEP OME SAT - locks man. before June 2003	\$72.40									
51-023*	Open Lever - JUP NEP OME SAT - locks man. before June 2003										
51-025*	Closed Lever - JUP NEP OME SAT - locks man. after June 2003										
51-026*	Open Lever - JUP NEP OME SAT - locks man. after June 2003										
51-022*	Full Size Core Lever - JUP NEP SAT	62.10									
51-024*	Small Format Core Lever & lever insert- JUP NEP SAT	68.30									
A700-041	Driver cap, 1 3/8" - 1 7/8" doors - for locks man. after May 2002	3.50									
A700-039	Driver, 1 3/8" - 1 7/8" doors - for locks man. after May 2002	16.70									
A700-045	Lever insert, 1 3/8" - 1 7/8" doors - for locks man. after May 2002	5.80									
A700-052	FSIC Core Driver, Universal	7.60									
A700-021	SFIC Core Retainer	6.00									
C604-381	SFIC Core Throw Member	6.90									
D500-000	SFIC Core Spacer - 2 spacers required for 6-pin, 1 spacer required for 7-pin	1.20									
A700-047	Interchangeable core lever insert, 1 3/8" - 1 7/8" doors	5.80									
A700-044	Lever insert for SFIC	5.40									
*	Specify part number, lever style, finish. Ex: 51-025 NEP 626 (closed lever, Jupiter design, 626 finish)										

Roses											
Available Finishes - Specify for Listed Parts		605	606	609	612	613	619	625	626	643e	626AM
04-060		▪	▪	⌘	▪	▪	▪	▪	▪	▪	⌘
C604-402		▪	▪	⌘	▪	▪	▪	▪	▪	▪	
Part Number	Description	Price Each									
04-060**	Outside / Inside Rose - SAT OME	\$83.10									
C604-402	Blank Plate, AL25	85.30									
**	Specify part number, lever style, finish. Ex: 04-060 SAT 626 (Saturn design, 626 finish)										

CYLINDRICAL

A-Series

AL-9

D-Series

ND-Series

CYLINDRICAL

A-Series

AL-10

D-Series

ND-Series

Latches and Related Components											
Available Finishes - Specify for Listed Parts		605	606	609	612	613	619	625	626	643e	626AM
11-068, 11-069, 11-110, 11-111, 11-112, 11-116, 11-113, 11-118, 11-085, 11-088, 11-104, 11-091, 11-092, 11-096, 11-105, 11-103		▪	▪	▪	▪	▪	▪	▪	▪	▪	
39-030		▪							▪		
Part Number	Backset - Hsg Dia - Description	Price Each									
Spring Latch											
11-068	2 3/8" - 7/8" - Square corner, 1" x 2 1/4"	\$48.20									
11-069	2 3/8" - 7/8" - 1/4" Radius round corner, 1" x 2 1/4"										
11-110	2 3/8" - 1" - Circular drive in - 605 & 626 finishes only										
11-111	2 3/4" - 7/8" - Square corner, 1" x 2 1/4"										
11-112	2 3/4" - 7/8" - 1/4" Radius round corner, 1" x 2 1/4"										
11-116	2 3/4" - 1" - Square corner, 1 1/8" x 2 1/4"										
11-113	2 3/4" - 1" - Circular drive in - 605 & 626 finishes only										
11-118	3 3/4" - 1" - Square corner, 1 1/8" x 2 1/4"	51.80									
Dead Latch											
11-085	2 3/8" - 7/8" - Square corner, 1" x 2 1/4"	48.20									
11-088	2 3/8" - 7/8" - 1/4" Radius round corner, 1" x 2 1/4"										
11-104	2 3/8" - 1" - Circular drive in - 605 & 626 finishes only										
11-091	2 3/4" - 7/8" - Square corner, 1" x 2 1/4"										
11-092	2 3/4" - 7/8" - 1/4" Radius round corner, 1" x 2 1/4"										
11-096	2 3/4" - 1" - Square corner, 1 1/8" x 2 1/4"										
11-105	2 3/4" - 1" - Circular drive in - 605 & 626 finishes only	51.80									
11-103	3 3/4" - 1" - Square corner, 1 1/8" x 2 1/4"										
43-005	5" - Backset extension link - require reinforcement when used in hollow metal door applications	26.40									
39-030	Rabbeted latch and strike kit - adapts square corner latches and 2 3/4" high square corner strikes to 1/2" rabbeted door and frame preparations.	46.50									

Strikes											
Available Finishes - Specify for Listed Parts		605	606	609	612	613	619	625	626	643e	626AM
10-001, 10-004, 10-025, 10-026, 10-027		▪	▪	▪	▪	▪	▪	▪	▪	▪	
10-058		▪							▪		
Part Number	Lip Length - Description	Price Each									
10-001 118	1 1/8" - Square corner, T-strike, box, 1 1/8" x 2 3/4"	\$6.00									
10-001 100	1" - Square corner, T-strike, box, 1 1/8" x 2 3/4"	11.90									
10-001 114	1 1/4" - Square corner, T-strike, box, 1 1/8" x 2 3/4"										
10-001 112	1 1/2" - Square corner, T-strike, box, 1 1/8" x 2 3/4"										
10-001 134	1 3/4" - Square corner, T-strike, box, 1 1/8" x 2 3/4"										
10-001 200	2" - Square corner, T-strike, box, 1 1/8" x 2 3/4"										
10-004	1 1/8" - 1/4" Radius round corner, T-strike, box, 1 1/8" x 2 3/4"	9.20									
10-025 1316	1 3/16" - ANSI, no box, 1 1/4" x 4 7/8"	13.10									
10-025 138	1 3/8" - ANSI, no box, 1 1/4" x 4 7/8"	35.00									
10-025 112	1 1/2" - ANSI, no box, 1 1/4" x 4 7/8"										
10-026	1 1/8" - Square corner, full lip, no box, 1 5/8" x 2 1/4"	6.90									
10-027	1 1/8" - 1/4" Radius round corner, full lip, no box, 1 5/8" x 2 1/4"	6.90									
10-058	Circular, adjustable, 1 3/4" diameter	10.00									
K510-066	Box for ANSI strike	5.80									

Plunger Parts													
Available Finishes - Specify for Listed Parts				605	606	609	612	613	619	625	626	643e	626AM
51-037, 51-038, 51-039, 51-040, 51-041				.	.	3/4	
Part Number	Description	Price Each											
51-037	Plunger unit, inside - AL53	\$13.30											
51-038	Plunger unit, inside - AL85												
51-039	Plunger unit, inside - AL40, AL44, AL50												
51-040	Plunger unit, outside - AL40												
51-041	Plunger unit, outside - AL44												

Reinforcements and Adapters		
Part Number	Description	Price Each
37-001	Metal door reinforcer kit, fits both 7/8" and 1" diameter housings - Specify door thickness, includes A501-567 and A501-565 or A501-566	\$31.50
A501-565	Reinforcer for 1 3/8" thick non-reinforced metal doors. Fits both 7/8" and 1" diameter housings.	15.80
A501-566	Reinforcer for 1 3/4" thick non-reinforced metal doors. Fits both 7/8" and 1" diameter housings.	
A501-567	3 1/2" Long latch housing sleeve used to reinforce joint between latch and backset link or to hold latch in metal doors	9.90
A501-878*	Faceplate adapter to adapt 1" faceplate to 1 1/8" door preparation	0.64
G506-815	1" Long latch housing sleeve to adapt 7/8" housing to 1" bore	5.60
* Order in multiples of 100		

Parts for 2" Doors													
Available Finishes - Specify for Listed Parts				605	606	609	612	613	619	625	626	643e	626AM
				.	.	3/4	
Part Number	Description	Price Each											
A700-043	Driver, 2" door	\$57.90											
A700-028	Hub, 2" door, for inside and outside - for locks manufactured after May 2003	27.10											
A700-029	Hub, out., 2" doors - AL70 - for locks manufactured after May 2003	33.60											
A700-030	Hub, out., 2" doors - AL25												
A700-033	Full size interchangeable core lever insert, 2" door	5.80											
A700-034	Lever insert, 2" door												
(SFIC not available for 1 7/8" - 2" door thickness)													

Hub, Frame and Housing Kits — For Locks Manufactured before May, 2003				
Part Number	Description			Price Each
A700-048	All (except AL25 & AL70)	1 3/8" - 1 7/8"	(2) A700-032 Chassis screws (1) A700-056 Frame, hub (2) A700-046 Hub (1) A700-057 Housing	\$70.00
A700-050		2"	(2) A700-032 Chassis screws (1) A700-056 Frame, hub (2) A700-028 Hub (1) A700-057 Housing	71.80
A700-049	AL70	1 3/8" - 1 7/8"	(2) A700-032 Chassis screws (1) A700-056 Frame, hub (1) A700-046 Hub (1) A700-057 Housing (1) A700-014 Hub	
A700-051		2"	(2) A700-032 Chassis screws (1) A700-056 Frame, hub (2) A700-028 Hub (1) A700-057 Housing	

CYLINDRICAL

A-Series

AL-12

D-Series

ND-Series

Miscellaneous Parts		
Part Number	Description	Price Each
A100-053	Spring cage, ins. - 4 prong for locks manufactured after May 2002	\$53.80
A100-054	Spring cage, out. - 4 prong for locks manufactured after May 2002	
A201-370	Cam - AL80	7.90
A301-402	Cam - AL40, AL50, AL53, AL85	8.00
A501-167	Threaded rod for mounting AL170s as double dummy set	13.50
A501-305	Hub plate, ins.	6.30
A501-311	Slide spring	6.10
A501-615	Spindle wedge - AL80, AL85	6.00
A501-721	Cam plug - AL70	18.20
A501-791	Cam spacer - AL70	3.70
A501-874	Hub plate, out. - AL25	9.60
A501-901	Hub plate, out. - AL80, AL85	4.20
A508-597	Spring seat - AL50, AL53, AL70, AL80, AL85	6.10
A590-158	Slide - AL85	
A590-159	Slide - AL50, AL53, AL70, AL80	
A590-180	Slide, restoring - AL40	
A590-181	Slide, non-restoring - AL10, AL25	
A700-003	Spindle sleeve - AL85	
A700-004	Hub plate, out. (except AL25, AL80, AL85)	
A700-014	Hub, out. - AL70 - for locks manufactured after May 2003	27.10
A700-015	Lever insert, 1 3/8" - 1 7/8" doors - for locks manufactured before May 2002	5.80
A700-016	Hub, out., 1 3/8" - 1 7/8" doors - AL25	27.10
A700-017	Spiral cam - AL70	9.60
A700-036	Spring - AL40, AL44	8.00
A700-046	Hub, 1 3/8" - 1 7/8" doors - for locks manufactured after May 2003*	5.30
A700-047	Interchangeable core lever insert, 1 3/8" - 1 7/8" doors	5.80
A700-056	Frame, hub - for locks manufactured after May 2003	9.70
A700-057	Housing - for locks manufactured after May 2003	
A710-001	Spindle & catch, out. (except AL10, AL40)	7.90
A710-004	Spindle & catch, ins.	
A710-007	Spindle & hub - AL170	24.80
A710-008	Small Format Interchangeable Core spindle & catch, outside - AL50, AL53, AL70, AL80	20.90
A710-020	Spindle & catch, out. - AL10, AL40	7.90
C503-308	Anchor spring (except AL25)	6.10
C604-273	Rose pin - AL25	1.20
C604-354	Castle nut	14.20
C604-400	Mounting plate - AL170	18.00

Special Parts ⌚											
Available Finishes - Specify for Listed Parts		605	606	609	612	613	619	625	626	643e	626AM
XQ07-351		.	.	∞	
Part Number	Description	Price Each									
XQ07-351*	10-025 Strike, 7/8" flat lip	\$23.80									
	10-025 Strike, lips thru 6" (except 7/8", 1 3/16", 1 3/8", and 1 1/2")	115.00									
* Specify lip length											

Screws													
Available Finishes - Specify for Listed Parts				605	606	609	612	613	619	625	626	643e	626AM
A501-171, A501-746, C603-256, C603-897				.	.	⌘	
Part Number	Description	Type	Size	Price Each									
A501-171*	Washer, thru bolt - AL170	—	—	\$0.94									
A501-746*	Mounting, thru bolt - AL170	POH Machine	1/4" 20 x 2 1/2"										
A700-032*	Chassis	PFH Cross Recess	10-32 x 3/8"										
C603-256*	ANSI strike	PFH Combo	12-24 x 1"										
C603-897*	Latch and strike	PFH Combo	#8 x 3/4"										
C604-395*	Spring cage screws	PFH Machine	8-32 x 2 1/8"										
L583-133*	Mounting surface - AL170	Sheet Metal	#8 x 1"										
* Order in multiples of 100													

Screw Packs													
Available Finishes - Specify for Listed Parts				605	606	609	612	613	619	625	626	643e	626AM
B202-517, C203-736, C303-029, C303-421				.	.	⌘	
Part Number	Description	Contents	Price Each										
B202-517	Latch and strike	(4) C603-897	\$6.60										
C203-736	ANSI strike	(2) C603-256	5.30										
C303-438	Spring cage screws	(2) C604-395	3.80										
C303-029	Mounting	(4) C603-897 (2) C603-256 (2) C604-395 (1) M504-271	13.30										
C303-421	Mounting, AL170	(1) A501-167 (1) A501-171 (1) A501-746 (2) L583-133 (1) M504-271	9.80										

Torx Screw Packs													
Available Finishes - Specify for Listed Parts				605	606	609	612	613	619	625	626	643e	626AM
C203-311, C203-312				.	.	⌘	
Part Number	Description	Contents	Price Each										
C203-311**	Latch and strike	(4) C503-766 (T-15)	\$17.00										
C203-312**	Latch and ANSI strike	(2) C503-766 (T-15) (2) L583-371 (T-20)											
** Torx screw packs are furnished with appropriate T-xx installation tool(s)													

Cylinder Reference Table					
Available Finishes - Specify for Listed Parts				606	626
21-020, 20-728/XP, 20-528/XP, 12-021					
Part Number	Cylinder Mechanism	Function	Design	Price Each - Open	Price Each - Restricted
21-020	Conventional	Standard Functions	All	\$51.00	\$64.50
20-728	Primus			113.00	
20-728-XP	Primus XP			139.00	
20-528	Primus UL437				
20-528-XP	Primus UL437 XP				
21-021	Conventional	AL85		76.00	89.50

CYLINDRICAL

A-Series

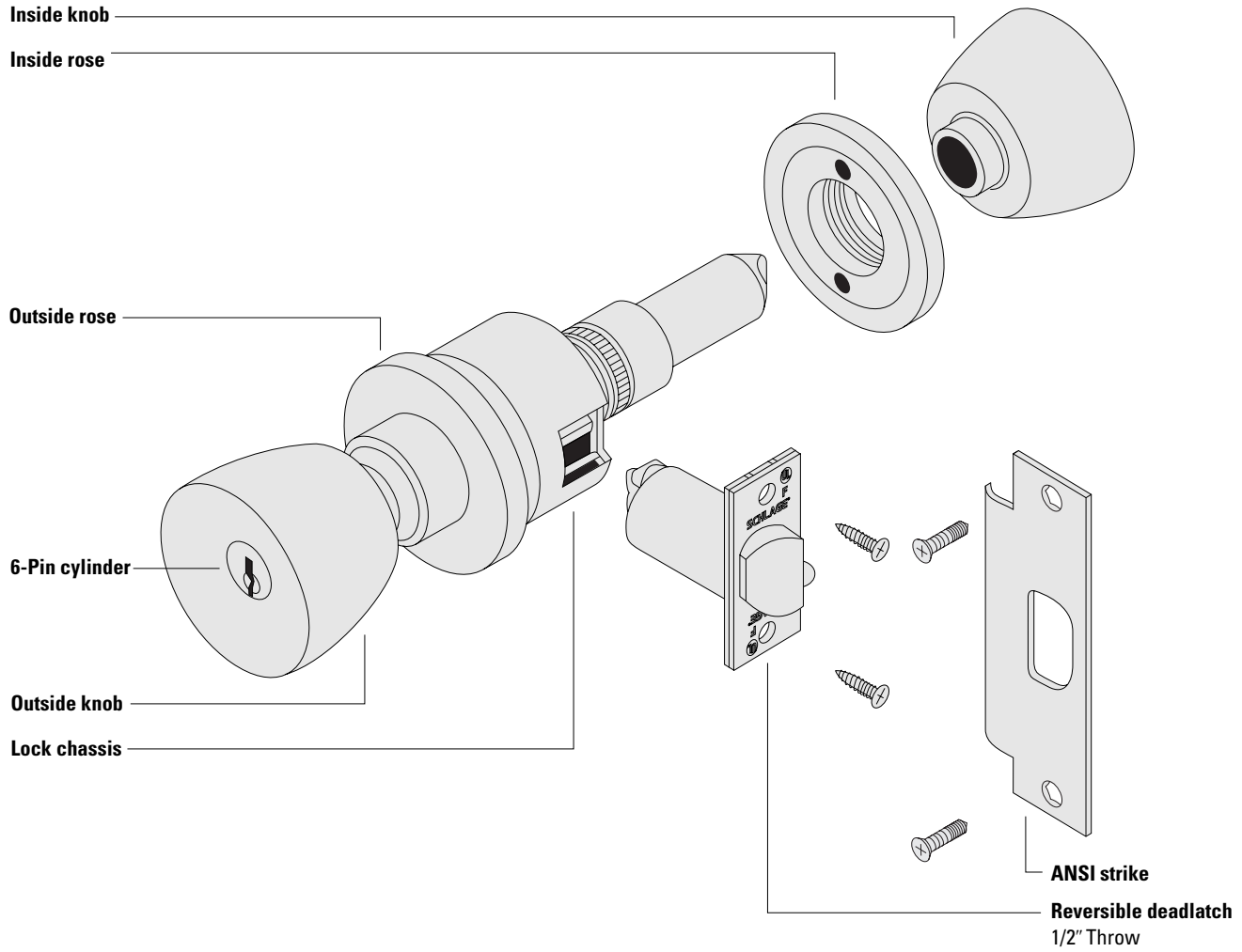
AL-14

D-Series

ND-Series

D Series

GRADE 1 CYLINDRICAL KNOB LOCK



CYLINDRICAL	
A-Series	
AL-Series	
D-1	
ND-Series	

D Series

Ordering Procedures

To order Schlage products, descriptive data should be in the same sequence as shown below.

Line Item	Qty	Product	Outside		Inside		Hand	Latch	Strike	Dr Thk	Ext	DIM	Additional Details
			DES	FIN	DES	FIN							
1	10	D53PD	ORB	625	PLY	625	-	14-019	10-025	214	EE	-	KA

Line Item: Line item number

Qty: Quantity

Product: Product function + Cylinder code

Outside Des: Outside lever design

Outside Fin: Outside finish

Inside Des: Inside lever design: Specify only if different from the outside lever design

Inside Fin: Inside lever finish: Specify only if different from the outside finish

Hand: Hand of door: N/A for D lock

Latch: Product latch: Leave blank for standard latch or specify part number if non-standard latch is required.

Strike: Product strike: Leave blank for standard strike or specify part number if non-standard strike is required.

Dr Thk: Door thickness: Enter door thickness if non-standard. Example: 138=1 3/8", 214=2 1/4"

Ext: Extension: Enter for doors 2" or greater. Example: EE=extended equally, EI=extended inside, EO=extended outside, ED=extended differently

Dim: Dimension: Enter only for non-standard strike lip length

Additional

Details: Enter additional detail for keying information or special requirements

Common Pricing Information

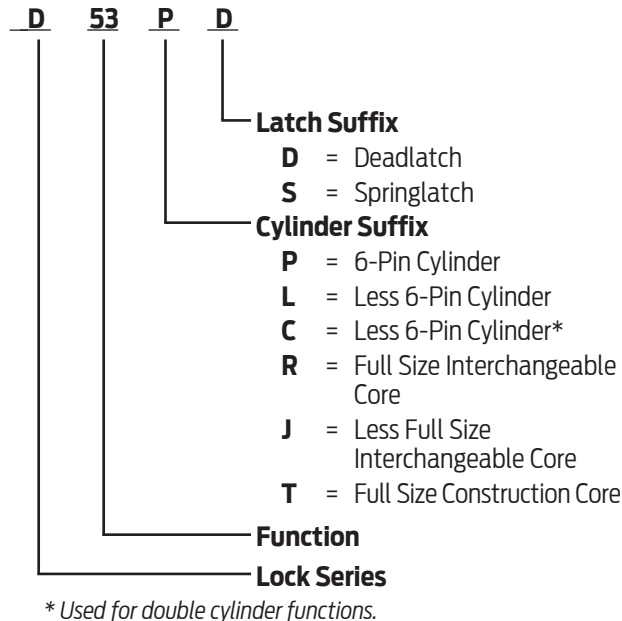
1.	Locks are furnished with standard features unless otherwise specified.
2.	Door thickness is 1 3/4" unless otherwise specified.
3.	Split finishes and designs will be priced at the highest list price of the design and/or finish.
4.	Engineering specials are denoted by a part number beginning with "X" and are not subject to standard discounting.
5.	 denotes a lock or part that requires an extended lead time.
6.	 denotes a handed product and requires handing to be specified.
7.	For all restricted keyways (Everest D, Everest 29 T, Quad, Numbered, Reversed) add \$13.50. This does not apply to Primus cylinders. See Terms and Conditions for ordering information and requirements.
8.	Locks, keys and cylinders containing restricted keyways require additional documentation to order. Please see Terms and Conditions for the specific requirements.
9.	Keyway must be specified for keyed functions and cylinders. If not specified, default keyway will be S123 for KA, KD and 0-bitted product and S145 for Factory managed masterkey systems.
10.	Multiple keying options are available. Locks and cylinders are furnished KD unless otherwise specified or excepted by notation.
11.	Control Keys for permanent and construction cores are not included with the lock or cylinder and must be ordered separately.
12.	Locks specified with "C" keyway and KD or 0-bitted will receive 6 pin cylinders (keyed 5) with 5 pin keys.
13.	Full Size Interchangeable Cores (FSIC) are furnished 1-bitted unless otherwise specified. If 0-bitted is selected, the order will be entered as 1-bitted. This does not apply to FSIC Primus® cores.
14.	Conventional cylinders, Primus cylinders (conventional and FSIC) can be supplied 0-bitted. If 1-bitted is selected, the order will be entered as 0-bitted.
15.	Available plug face finishes are 606 and 626. For brass or bronze finish colors, the plug face finish is 606. For chrome, nickel or stainless steel finish colors, the plug face finish is 626.

Table of Contents

Functions	D-4
Complete Locks	D-5
Options	D-7
Latches	D-7
Strikes.....	D-7
Locks Less Components	D-7
Non-Standard Door Thickness.....	D-7
Tamper Resistant Torx Screws	D-7
Special Functions.....	D-7
Parts	D-8
Knobs and Related Components	D-8
Roses	D-8
Latches and Related Components.....	D-8
Strikes.....	D-9
Plunger Parts.....	D-9
Reinforcements	D-9
Finished Miscellaneous Parts	D-9
Special Parts	D-10
Miscellaneous Parts	D-10
Screws	D-11
Screw Packs.....	D-11
Torx Screw Packs.....	D-11
Cylinder Reference Table	D-11

Complete Cylinders **See Cylinders Section**
How To Order **Forms & Examples**

Product Identification



Finish Codes and Descriptions

Code		Description
605	(US 3)	Bright Brass
606	(US 4)	Satin Brass
609	(US 5)	Antique Brass
612	(US 10)	Satin Bronze
613	(US 10B)	Oil Rubbed Bronze
625	(US 26)	Bright Chromium Plated
626	(US 26D)	Satin Chromium Plated
629	(US 32)	Bright Stainless Steel
630	(US 32D)	Satin Stainless Steel
643e	(US 11)	Aged Bronze

Standard Features

Certification	ANSI/BHMA Certified A156.2-2011, Series 4000, Grade 1, UL Listed for 3-hour fire door.
Latch	1 1/8" x 2 1/4", Square corner faceplate, 1" housing diameter, 1/2" throw
Strike	1 1/4" x 4 7/8", ANSI, Square corner, no box
Backset	2 3/4"
Cylinder	6-Pin solid brass, keyed 6-pin, S123 keyway, keyed different (KD)
Door Range	1 3/8" – 2"
Keys	Two nickel silver cut keys per lock, 6-pin, S123 section



D Knobs - Functions

ANSI/BHMA Certified A156.2-2011, Series 4000, Grade 1, UL Listed for 3-hour fire door.

Non-Keyed Locks

SCHLAGE ANSI

D10S F75



Passage Latch

Both knobs always unlocked.

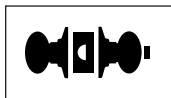
D25D



Exit Lock

Blank plate outside. Inside knob always unlocked.

D40S F76



Bath/Bedroom Privacy Lock

Push-button locking. Can be opened from outside with small screwdriver. Turning inside knob or closing door releases button.

D44S



Hospital Privacy Lock

Push-button locking. Unlocked from outside by turning emergency turn-button. Turning inside knob or closing door releases button.

D170



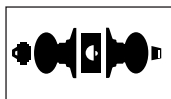
Single Dummy Trim

Dummy trim for one side of door. Used for door pull or as matching inactive trim.

Keyed Locks

SCHLAGE ANSI

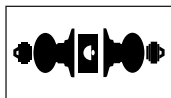
D53PD F109



Entrance Lock

Turn/push-button locking; pushing and turning button locks outside knob, requiring use of key until button is manually unlocked. Push-button locking; pushing button locks outside knob until unlocked by key or by turning inside knob.

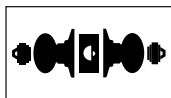
D60PD F88



Vestibule/Classroom Security Lock

Latch retracted by key from outside when outside knob is locked by key in inside knob. Inside knob is always unlocked.

D66PD F91



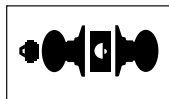
Store Lock

Key in either knob locks or unlocks both knobs.

Keyed Locks

SCHLAGE ANSI

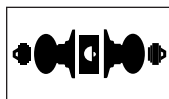
D70PD F84



Classroom Lock

Outside knob locked and unlocked by key. Inside knob always unlocked.

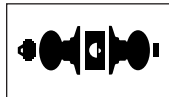
D72PD F80



Communicating Lock

Key in either knob locks or unlocks each knob independently.

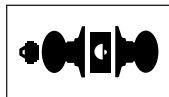
D73PD F90



Corridor Lock

Locked or unlocked by key from outside. Push-button locking from inside. Turning inside knob or closing door releases button.

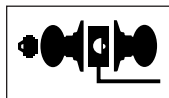
D80PD F86



Storeroom Lock

Outside knob fixed. Entrance by key only. Inside knob always unlocked.

D80PDEL



Electrically Locked (Fail Safe)

Outside knob continuously locked electrically. Unlocked by key outside or by switch or power failure. Auxiliary latch deadlocks latchbolt when door is closed. Inside knob always free for immediate exit.

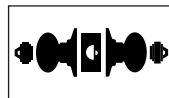
D80PDEU



Electrically Unlocked (Fail Secure)

Outside knob continuously locked until unlocked by key or electric current. Auxiliary latch deadlocks latchbolt when door is closed. Inside knob always free for immediate exit.

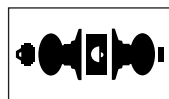
D82PD F87



Institution Lock

Both knobs fixed. Entrance by key in either knob.

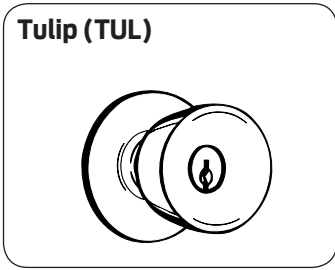
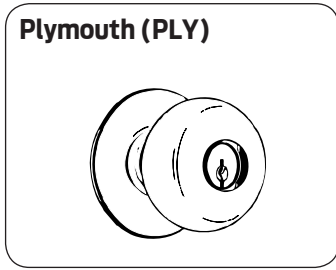
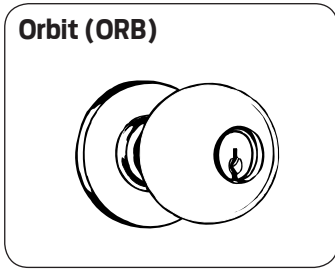
D85PD F93



Faculty Restroom Lock (with Indicator Cylinder)

Outside knob fixed. Entrance by key only. Push-button in inside knob activates visual occupancy indicator, allowing only emergency masterkey to operate. Turning inside knob or closing door releases visual occupancy indicator. Rotation of inside spanner-button provides lock-out feature by keeping indicator thrown.

Caution: Double cylinder locks on residences and any door in any structure which is used for egress are a life safety hazard in times of emergency and their use is not recommended. Installation should be in accordance with existing codes only.



Roses	
<p>Inside/Outside Rose - Plymouth Knobs: Plymouth Size: 2 1/2" dia.</p>	<p>Inside/Outside Rose - Tulip Knobs: Tulip & Orbit Size: 2 1/2" dia.</p>

Latches			
<p>Deadlatch 14-019</p>	<p>Springlatch 14-001</p>	<p>Anti-Friction Fire Door Deadlatch, 14-042</p>	<p>Backset Extension Link 43-005</p>

Strikes		
<p>ANSI Strike 10-025</p>	<p>T Strike 10-013</p>	<p>Square corner, T-strike, deep box, fire door latch 10-016</p>

D Knobs - Complete Locks

CYLINDRICAL

A-Series

AL-Series

D-6

ND-Series

Function	Description	Design and Finishes			Primary Cylinder Adjustments Available Levers Available Finishes			
		ORB PLY TUL						
		626	605 \times 606 609 612 625 643e	613 \times 629 630*	LD CD	RD TD	JD	
Keyless								
D10S	Passage	\$410	\$422	\$440	LD	RD	JD	
D25D	Exit, blank plate x lever				ALL	ORB		
D40S	Privacy	512	524	542	605 \times 606 609 612 613 625 626 \times 629 630* 643e			
D44S	Privacy, hospital							
D170	Single dummy							180
Keyed, Single Cylinder								LD
D53PD	Entrance	597	609	627	-51	+31	-28	
D70PD	Classroom							
D73PD	Corridor							
D80PD	Storeroom							
D80PD EL/EU	Electrically locked or unlocked	934	946	964				
D85PD	Faculty Restroom Lock	647	659	677	-76	NOT AVAILABLE		
Keyed, Double Cylinder					CD	RD TD**	JD	
D60PD	Vestibule	652	664	682	-102	+62	-56	
D66PD	Store							
D72PD	Classroom Security							
D82PD	Institution							
Secondary Cylinder Adjustment	EVEREST AND RESTRICTED KEYWAY - DOES NOT APPLY TO PRIMUS							
	EVEREST D & T FAMILY & RESTRICTED KEYWAYS (QUAD, NUMBERED, REVERSE)					+13.50		
	PRIMUS/PRIMUS XP - ORDER THE LOCK LESS CYLINDER AND THE CYLINDER SEPARATELY (PRICES BELOW)							
	SINGLE KIL EXAMPLE: 1 EA. D53LD & 1 EA. 20-748(-XP)					+113		
	DOUBLE KIL EXAMPLE: 1 EA. D72CD & 2 EA. 20-748(-XP)					+226		
	SINGLE FSIC EXAMPLE: 1 EA. D53JD & 1 EA. 20-740(-XP)					+122		
DOUBLE FSIC EXAMPLE: 1 EA. D72JD & 2 EA. 20-740(-XP)					+244			
*	Finish only available in PLY knob							
**	Temporary cores (TD and HD options) require non-refundable core handling charge (50-231) of \$8.30 and will be added to the price of the lock.							

Latches		
Part Number	Backset - Description	Lock Adjustment
Spring Latch		
14-001	2 3/4" - Square corner, 1 1/8" x 2 1/4"	N/C
14-010	3 3/4" - Square corner, 1 1/8" x 2 1/4"	+8.60
Deadlatch		
14-047	2 3/8" - Square corner, 1 1/8" x 2 1/4"	N/C
14-048	2 3/8" - Square corner, 1 x 2 1/4"	N/C
14-019	2 3/4" - Square corner, 1 1/8" x 2 1/4"	N/C
14-042	2 3/4" - Anti-friction fire door latch Square corner, 1 1/8" x 2 1/4", 3/4" throw	+145.00
14-028	3 3/4" - Square corner, 1 1/8" x 2 1/4"	+8.60
43-005	5" - Backset extension link - require reinforcement when used in hollow metal door applications, must be used with 2 3/4" backset latches	+26.40

Strikes		
Part Number	Lip Length - Description	Lock Adjustment
10-013	1 1/8" - Square corner, T-strike, box, 1 1/8" x 2 3/4"	N/C
	1 1/2" - Square corner, T-strike, box, 1 1/8" x 2 3/4"	+6.30
10-016	1 1/8" - Square corner, T-strike, deep box, fire door latch	N/C
10-025	1 3/16" - ANSI, no box, 1 1/4" x 4 7/8"	N/C
	1 3/8" - ANSI, no box, 1 1/4" x 4 7/8"	+11.60
	1 1/2" - ANSI, no box, 1 1/4" x 4 7/8"	
K510-066	Box for ANSI strike, must be specified	N/C

Locks Less Components		
Description	Specify	Lock Adjustment
Less each knob	LLL for lever design Example: ND53PD LLL/RHO x ATH	-17.10
Less each rose	LLL for rose design Example: ND53PD RHO x RHO/LLL	-11.90
Less springlatch	LLL for latch Example: ND40S RHO 605 LLL 10-025	-20.50
Less deadlatch	LLL for latch Example: ND53PD SPA 626 LLL 10-025	-27.40
Less strike	LLL for strike Example: ND53PD ATH 612 13-047 LLL	-3.80
Lock chassis and spring cages only	Less all possible components Example: ND53LD LLL 626 LLL LLL, lever chassis	Sum of deducts

Non-Standard Door Thickness		
Description	Specify	Lock Adjustment
Extended Equally (EE), over 2" - 2 1/2"	Door thickness and how door is extended. Example: 2", ED	+56.30
Extended Differently (ED), over 2" - 2 1/2"		+263.00

Note: For door thicknesses not listed, please use the Schlage Innovation Center Process.

Tamper Resistant Torx® Screws		
Specify/ Part Number	Description	Lock Adjustment
Torx Screws	Screws - Latch and Strike	+17.00

Special Functions				
Part Number		Function - Description	Base Lock	Lock Adjustment (Base Lock)
Lock Function	"X" Number			
D25x80	XC03-543	D25x80 - Blank plate outside, fixed knob inside. Key in knob retracts latch.	D80	+99.70
D60	XC03-928	D60 - Closed outside knob.	D70	N/C
D70x80	XC07-960	D70x80 - Key locks or unlocks outside knob. Key in fixed inside knob retracts latch.	D82	+50.60
D25x70	XC11-577	ND25x70 - Blank plate outside. Key locks or unlocks inside knob.	D70	+99.70

Shaded items are standard components and are furnished with locks unless otherwise specified.

CYLINDRICAL

A-Series

AL-Series

D-8

ND-Series

Knobs and Related Components																				
Available Finishes - Specify for Listed Parts											605	606	609	612	613	625	626	629	630	643e
04-006 PLY, 04-007 PLY											▪	⊗	▪	▪	▪	▪	▪	⊗	▪	▪
04-006 ORB TUL, 04-007 ORB TUL, 04-030, 04-031, 04-034											▪	⊗	▪	▪	▪	▪	▪	⊗		▪
Part Number	Description										Price Each									
04-006*	Closed Lever - ORB PLY TUL										\$90.00									
04-007*	Open Lever - ORB PLY TUL																			
04-030*	Full size core knob, driver, retainer (converts PD to JD) - ORB										74.60									
04-031*	Full size core knob - ORB										63.60									
04-034*	Full size core knob, core, driver, and retainer (converts PD to RD) - ORB										138.00									
C503-403	Cylinder sleeve										9.60									
C503-746																				
C503-940																				
C603-262																				
04-033	Full size core driver and retainer										10.40									
C603-569	Full size core retainer										3.50									
C604-333	Full size core driver, universal										7.00									
* Specify part number, knob style, finish. Ex: 04-007 ORB 626 (open lever, Orbit design, 626 finish)																				

Roses																				
Available Finishes - Specify for Listed Parts											605	606	609	612	613	625	626	629	630	643e
04-001 PLY, 04-002 PLY, C503-775											▪	⊗	▪	▪	▪	▪	▪	⊗	▪	▪
04-001 TUL, 04-002 TUL											▪	⊗	▪	▪	▪	▪	▪	⊗		▪
Part Number	Description										Price Each									
04-001**	Outside Rose - PLY TUL										\$83.10									
04-002**	Inside Rose - PLY TUL																			
C503-775	Blank Rose, D25										38.20									
** Specify part number & finish. Ex: 04-002 PLY 626 (Plymouth design, 626 finish)																				

Latches and Related Components																				
Available Finishes - Specify for Listed Parts											605	606	609	612	613	625	626	629	630	643e
14-001, 14-010, 14-047, 14-048, 14-019, 14-042, 14-028, 43-005											▪	⊗	▪	▪	▪	▪	▪	⊗	▪	▪
39-030																			▪	
Part Number	Backset - Description										Price Each									
Spring Latch																				
14-001	2 3/4" - Square corner, 1 1/8" x 2 1/4"										\$72.20									
14-010	3 3/4" - Square corner, 1 1/8" x 2 1/4"										86.50									
Dead Latch																				
14-047	2 3/8" - Square corner, 1 1/8" x 2 1/4"										93.90									
14-048	2 3/8" - Square corner, 1" x 2 1/4"										93.90									
14-019	2 3/4" - Square corner, 1 1/8" x 2 1/4"										72.20									
14-042	2 3/4" - Anti-friction Fire Door Latch 1" Square corner, 1 1/8" x 2 1/4", 3/4" Throw										287.00									
14-028	3 3/4" - Square corner, 1 1/8" x 2 1/4"										86.50									
43-005	5" - Backset extension link - require reinforcement when used in hollow metal door applications; backset link must be used with 2 3/4" backset latches										26.40									
39-030	Rabbeted latch and strike kit - adapts square corner latches and 2 3/4" high square corner strikes to 1/2" rabbeted door and frame preparations.										46.50									

Shaded items are standard components and are furnished with locks unless otherwise specified.

Strikes																			
Available Finishes - Specify for Listed Parts										605	606	609	612	613	625	626	629	630	643e
10-013, 10-016, 10-025										▪	⌘	▪	▪	▪	▪	▪	⌘	▪	▪
Part Number	Lip Length - Description									Price Each									
10-013-118	1 1/8" - Square corner, T-strike, box, 1 1/8" x 2 3/4"									\$9.50									
10-013-112	1 1/2" - Square corner, T-strike, box, 1 1/8" x 2 3/4"									13.20									
10-016	1 1/8" - Square corner, T-strike, deep box, 1 1/8" x 2 3/4" 1 1/8" Use with fire door latch									12.50									
10-025-1316	1 3/16" - ANSI, no box, 1 1/4" x 4 7/8"									13.10									
10-025-138	1 3/8" - ANSI, no box, 1 1/4" x 4 7/8"									36.40									
10-025-112	1 1/2" - ANSI, no box, 1 1/4" x 4 7/8"																		
K510-066	Box for ANSI strike									6.00									

Plunger Parts																			
Available Finishes - Specify for Listed Parts										605	606	609	612	613	625	626	629	630	643e
04-020, 04-021, 04-022, 04-023, 04-025, 04-026,										▪	⌘	▪	▪	▪	▪	▪	⌘	▪	▪
Part Number	Dimension - Door Range - Description									Price Each									
04-020*	443 - 1 3/8" - 2" - Plunger, ins - D40, D44									\$67.10									
	468 - over 2" - 2 1/2", EE - Plunger, ins - D40, D44																		
04-021*	170 - 1 3/8" - 2" - Plunger unit, out - D40									52.90									
	195 - over 2" - 2 1/2", EE - Plunger unit, out - D40																		
04-022*	170 - 1 3/8" - 2" - Plunger unit, out - D44									65.70									
	195 - over 2" - 2 1/2", EE - Plunger unit, out - D44																		
04-023*	443 - 1 3/8" - 2" - Plunger unit, ins - D53									52.80									
	468 - over 2" - 2 1/2", EE - Plunger unit, ins - D53																		
04-025*	443 - 1 3/8" - 2" - Plunger unit, ins - D73									121.00									
	468 - over 2" - 2 1/2", EE - Plunger unit, ins - D73																		
04-026*	443 - 1 3/8" - 2" - Plunger unit, ins - D85									121.00									
	468 - over 2" - 2 1/2", EE - Plunger unit, ins - D85																		
* Specify part number, dimension, design & finish. Ex: 04-022 170 626																			

Reinforcements		
Part Number	Description	Price Each
37-001	Metal door reinforcer kit, fits both 7/8" and 1" diameter housings - Specify door thickness, includes A501-567 and A501-565 or A501-566	\$31.50
A501-565	Reinforcer for 1 3/8" thick non-reinforced metal doors. Fits both 7/8" and 1" diameter housings.	15.80
A501-566	Reinforcer for 1 3/4" thick non-reinforced metal doors. Fits both 7/8" and 1" diameter housings.	
A501-567	3 1/2" Long latch housing sleeve used to reinforce joint between latch and backset link or to hold latch in metal doors	9.90
A501-878**	Faceplate adapter to adapt 1" faceplate to 1 1/8" door preparation	0.64
G506-815	1" Long latch housing sleeve to adapt 7/8" housing to 1" bore	5.60
** Order in multiples of 100		

Finished Miscellaneous Parts																			
Available Finishes - Specify for Listed Parts										605	606	609	612	613	625	626	629	630	643e
C102-522, C102-524, C102-541, C102-542, C102-570, C102-572										▪	⌘	▪	▪	▪	▪	▪	⌘	▪	▪
Part Number	Description									Price Each									
C102-522	Hub and cap, out (except D80, D80 EL/EU, D82, D85)									\$75.50									
C102-524	Hub and cap, ins (except D82)									56.50									
C102-541	Hub and cap, ins - D170									41.40									
C102-542	Hub and cap, out - D80 EL/EU									75.50									
C102-570	Hub and cap, out - D80, D82, D85									120.00									
C102-572	Hub and cap, ins - D82																		

Shaded items are standard components and are furnished with locks unless otherwise specified.

CYLINDRICAL

A-Series

AL-Series

D-10

ND-Series

Special Parts ⌚																				
Available Finishes										605	606	609	612	613	625	626	629	630	643e	
XQ02-309, XQ03-494, XQ07-351, XN12-012, 38-018										▪	⌚	▪	▪	▪	▪	▪	⌚	▪	▪	
Part Number	Description									Price Each										
XQ02-309	10-013 Strike, 7/8" flat lip									\$22.50										
XQ03-494*	10-013 Strike, 1 5/8" – 6" lip									95.10										
	10-013 Strike, 6 1/8" – 12" lip									121.00										
XQ07-351*	10-025 Strike, 7/8" flat lip									23.80										
	10-025 Strike, lips thru 6" (except 7/8", 1 3/16", 3/8" and 1 1/2")									115.00										
XC03-069	Extension links, backsets over 5" – 42"									426.00										
38-018	Thin door extension ring (2 required per lock)									10.50										
* Specify lip length																				

Miscellaneous Parts		
Part Number	Description	Lock Adjustment
A501-167	Threaded rod for mounting D170s as double dummy set	\$12.70
C100-059	Spindle unit, out and ins - D66	128.00
C100-062	Spindle unit, out - D70, out and ins - D72	
C102-540	Hub and frame - D25	42.70
C102-837	Locking plug, out - D73	61.00
C102-840	Key spindle - D40, D44, D53, D60	52.80
C203-034	Spindle and catch, ins (except D60, D66, D72, D80EL/EU, D82)	41.90
C203-376	Plug - D85	13.60
C203-390	Spindle and key cam, out - D70, D72	52.80
C203-391	Spindle and key cam - D60	
C203-411	Key spindle and spring - D85	43.30
C203-733	Locking plug - D70, D72	
C203-858	Spindle and hammer, ins - D85	52.80
C203-947	Spindle and catch, out - D40, D44	43.30
C203-948	Spindle and catch, out - D53, D60, D73, D80	
C303-006	Slide and roller	50.10
C303-400	Spindle and catch, ins - D80EL/EU	47.20
C303-439	AC Rectifier	55.50
C503-008**	Cotter pin	0.56
C503-019	Slide spring	5.40
C503-308	Anchor spring (except D25, D170)	6.10
C503-314	Slide spring seat	5.90
C503-324	Spindle washer - D60, D70, D72, D85	5.80
C503-334	Plunger hammer - D85	12.30
C503-335	Plunger hammer spring - D85	5.70
C503-339	Key spindle - D80, D82, D85	22.80
C503-359	Key cam - D60	12.40
C503-360	Key cam rider - D60	12.80
C503-361	Key cam pin - D60	5.70
C503-362	Plunger - D60	5.90
C503-368	Key cam sleeve, out - D70, D72	5.70
C503-371	Plunger - D66	5.70
C503-400	Key cam pin - D70, D72	5.70
C503-768	Spacer - D80 EL/EU	2.80
C503-965	Plunger sleeve, out - D40, D44	12.60
C603-500	Housing	12.30
C604-187	Slide catch, restoring - D40, D44, D73, D85	6.00
C604-188	Slide catch, non-restoring - D53	
C604-191	Slide catch spring - D40, D44, D53, D73, D85	
C604-204	Spindle, keyed - D80 EL/EU	22.80
C604-205	Solenoid retaining clip - D80 EL/EU	7.20
C604-273	Rose pin - D25	1.20
C604-312	Anchor (except D25)	5.90
** Order in multiples of 100		

Screws					605	606	609	612	613	625	626	629	630	643e
Available Finishes - Specify for Listed Parts					▪	⊗	▪	▪	▪	▪	▪	⊗	▪	▪
A501-171, A501-746, C603-256, C603-897					▪	⊗	▪	▪	▪	▪	▪	⊗	▪	▪
Part Number	Description	Door Thickness	Type	Size	Price Each									
A501-171*	D170, washer	—	Washer	—	\$0.94									
A501-746*	D170, mounting screw	1 1/2" – 2"	POH Machine	1/4" 20 x 2 1/2"	0.94									
C603-256*	ANSI strike	—	PFH Combo	12-24 x 1"	0.80									
C603-897*	Latch and strike	—	PFH Combo	#8 x 3/4"	0.72									
* Order in multiples of 100														

Screw Packs					605	606	609	612	613	625	626	629	630	643e
Available Finishes - Specify for Listed Parts					▪	⊗	▪	▪	▪	▪	▪	⊗	▪	▪
B202-517, C303-007, C203-736, C303-028					▪	⊗	▪	▪	▪	▪	▪	⊗	▪	▪
Part Number	Description	Contents		Price Each										
B202-517	Latch and strike	(4) C603-897		\$6.60										
C303-007	Mounting, D170	(1) A501-171 (1) A501-746 (3) C603-897		7.80										
C203-736	ANSI strike	(2) C603-256		5.30										
C303-028	Mounting, all except D170	(4) C603-897 (2) C603-256		9.80										

Torx Screw Packs					605	606	609	612	613	625	626	629	630	643e
Available Finishes - Specify for Listed Parts					▪	⊗	▪	▪	▪	▪	▪	⊗	▪	▪
C203-311, C203-312					▪	⊗	▪	▪	▪	▪	▪	⊗	▪	▪
Part Number	Description	Contents		Price Each										
C203-311**	Latch and strike	(4) C503-766 (T-15)		\$17.00										
C203-312**	Latch and ANSI strike	(2) C503-766 (T-15) (2) L583-371 (T-20)												
** Torx screw packs are furnished with appropriate T-xx installation tool(s)														

Cylinder Reference Table							606	626
Available Finishes - Specify for Listed Parts								
21-002, 23-001, 23-002, 23-003-098, 20-748/XP, 20-548/XP, 20-724/XP, 20-524/XP								
Part Number	Cylinder Mechanism	Function	Design	Door Thickness	Price Each	Price Each - Restricted		
23-001	Conventional	Standard Functions	All	Standard	\$51.00	\$64.50		
20-748	Primus				113.00			
20-748-XP	Primus XP							
20-548	Primus UL437				139.00			
20-548-XP	Primus UL437 XP							
21-002	Conventional				51.00	64.50		
20-724	Primus			2" - 2 1/2"	113.00			
20-724-XP	Primus XP							
20-524	Primus UL437				139.00			
20-524-XP	Primus UL437 XP							
23-002	Conventional	AL85		Standard	76.00	89.50		
23-002-098	Conventional			2" - 2 1/2"	76.00	89.50		

CYLINDRICAL

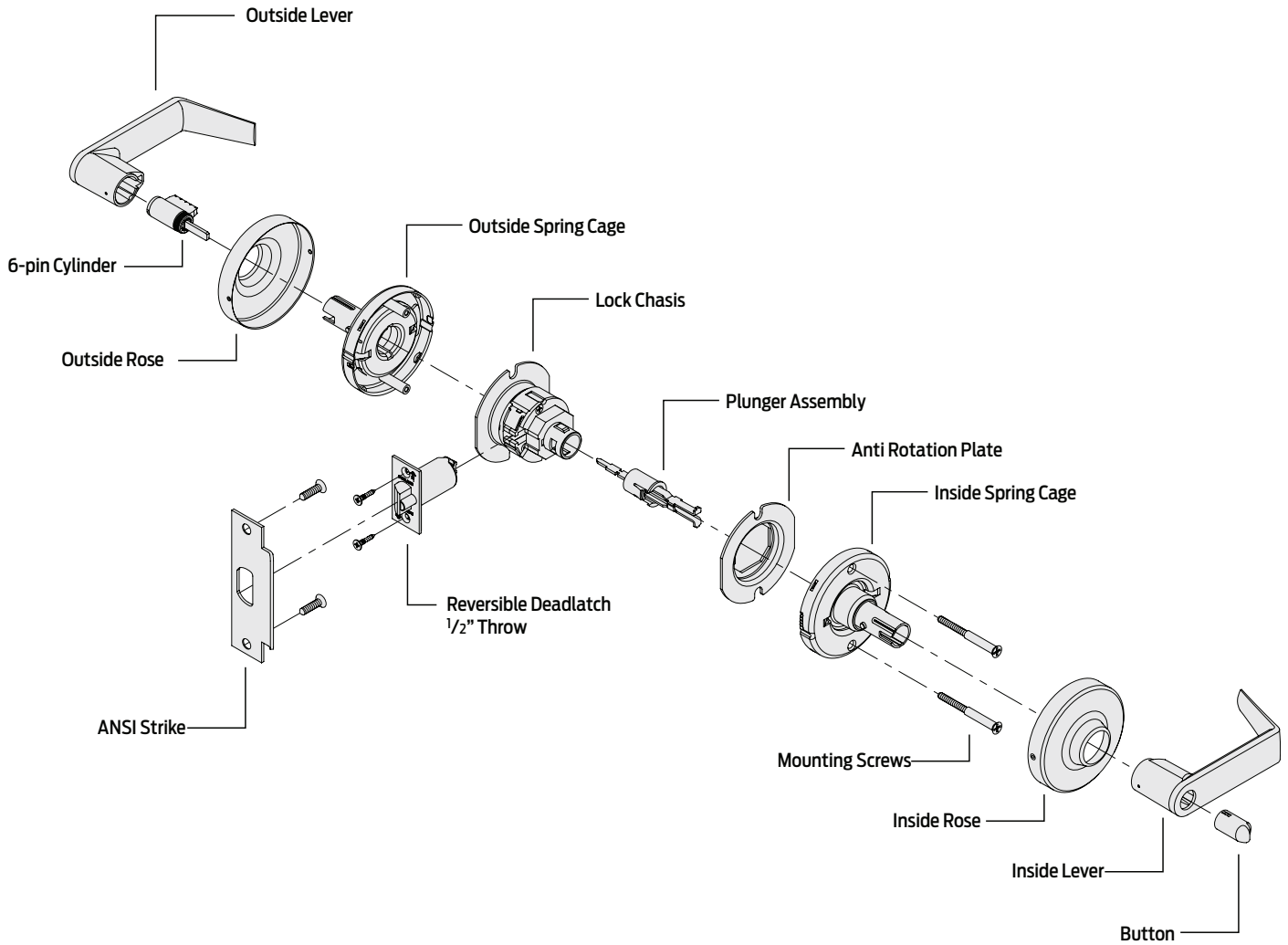
A-Series

AL-Series

D-12

ND-Series

ND
 GRADE 1 CYLINDRICAL LEVERED LOCK



CYLINDRICAL

A-Series

AL-Series

D-Series

ND-1

To order Schlage products, descriptive data should be in the same sequence as shown below.

Line Item	Qty	Product	Outside		Inside		Hand	Latch	Strike	Dr Thk	Ext	DIM	Additional Details
			DES	FIN	DES	FIN							
1	10	ND53PD	RHO	606	OME	-	-	13-047	10-025	214	EE	138	KA

- Line Item:** Line item number
- Qty:** Quantity
- Product:** Product function + Cylinder code
- Outside Des:** Outside lever design
- Outside Fin:** Outside finish
- Inside Des:** Inside lever design: Specify only if different from the outside lever design
- Inside Fin:** Inside lever finish: Specify only if different from the outside finish
- Hand:** Hand of door: N/A for ND lock
- Latch:** Product latch: Leave blank for standard latch or specify part number if non-standard latch is required.
- Strike:** Product strike: Leave blank for standard strike or specify part number if non-standard strike is required.
- Dr Thk:** Door thickness: Enter door thickness if non-standard. Example: 138=1 3/8", 214=2 1/4"
- Ext:** Extension: Enter for doors 2 1/8" or greater. Example: EE=extended equally, EI=extended inside, EO=extended outside, ED=extended differently
- Dim:** Dimension: Enter only for non-standard strike lip length
- Additional Details:** Enter additional detail for keying information or special requirements



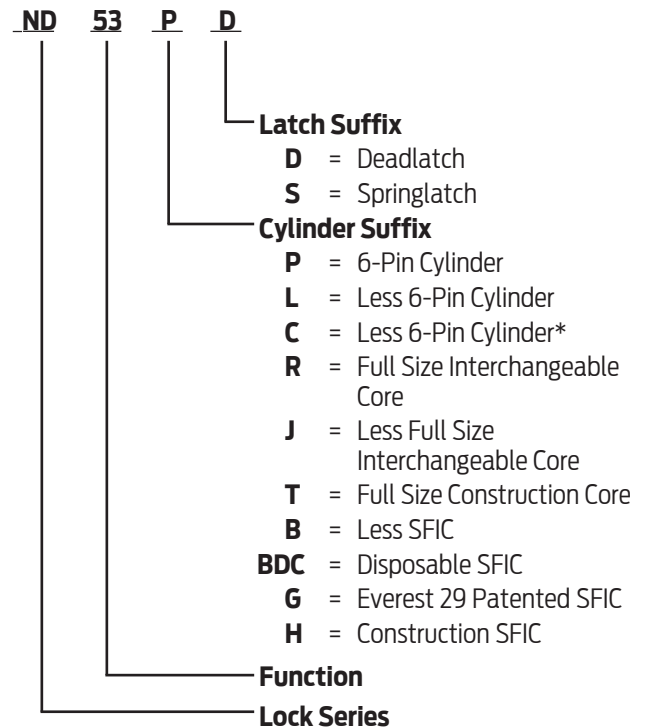
Common Pricing Information	
1.	Locks are furnished with standard features unless otherwise specified.
2.	Door thickness is 1 3/4" unless otherwise specified.
3.	Split finishes and designs will be priced at the highest list price of the design and/or finish.
4.	Engineering specials are denoted by a part number beginning with "X" and are not subject to standard discounting.
5.	 denotes a lock or part that requires an extended lead time.
6.	 denotes a handed product and requires handing to be specified.
7.	For all restricted keyways (Everest D, Everest 29 T, Quad, Numbered, Reversed) add \$13.50. This does not apply to Primus cylinders. See Terms and Conditions for ordering information and requirements.
8.	Locks, keys and cylinders containing restricted keyways require additional documentation to order. Please see Terms and Conditions for the specific requirements.
9.	Keyway must be specified for keyed functions and cylinders. If not specified, default keyway will be S123 for KA, KD and 0-bitted product and S145 for Factory managed masterkey systems.
10.	Multiple keying options are available. Locks and cylinders are furnished KD unless otherwise specified or excepted by notation.
11.	Control Keys for permanent and construction cores are not included with the lock or cylinder and must be ordered separately.
12.	Locks specified with "C" keyway and KD or 0-bitted will receive 6 pin cylinders (keyed 5) with 5 pin keys.
13.	Full Size Interchangeable Cores (FSIC) are furnished 1-bitted unless otherwise specified. If 0-bitted is selected, the order will be entered as 1-bitted. This does not apply to FSIC Primus® cores.
14.	Conventional cylinders, Primus cylinders (conventional and FSIC) can be supplied 0-bitted. If 1-bitted is selected, the order will be entered as 0-bitted.
15.	Available plug face finishes are 606 and 626. For brass or bronze finish colors, the plug face finish is 606. For chrome, nickel or stainless steel finish colors, the plug face finish is 626.

Table of Contents

Functions	ND-4
Complete Locks	ND-7
Options	ND-9
Latches	ND-9
Strikes.....	ND-9
Locks Less Components	ND-9
Non-Standard Door Thickness.....	ND-9
Indicator Rose.....	ND-10
Special Functions.....	ND-10
Allegion Connect	ND-10
School Upgrade Kits.....	ND-11
Parts	ND-12
Levers and Related Components	ND-12
Roses	ND-12
Latches and Related Components.....	ND-12
Strikes.....	ND-13
Plunger Parts.....	ND-13
Competitor Core/Compatibility Parts	ND-13
Reinforcements —	
Must be used for hollow metal doors	ND-14
Special Parts	ND-14
Wire Harness.....	ND-14
Miscellaneous Parts	ND-15
Screws	ND-16
Screw Packs, Standard	ND-16
Torx Screw Packs.....	ND-16
Cylinder Reference Table	ND-16
Complete Cylinders	See Cylinders Section
How To Order	Forms & Examples

BAA/ARRA
Contact your local SSC or
Sales Rep. for ordering details

Product Identification



SFIC = Small Format (Best® Style) Interchangeable Core
* Used for double cylinder functions.

Finish Codes and Descriptions

Code		Description
605	(US 3)	Bright Brass
606	(US 4)	Satin Brass
612	(US 10)	Satin Bronze
613	(US 10B)	Oil Rubbed Bronze
619	(US 15)	Satin Nickel
625	(US 26)	Bright Chromium Plated
626	(US 26D)	Satin Chrome
626AM	♻️	Antimicrobial Coating on Satin Chromium
643e	(US 11)	Aged Bronze

Standard Features

Certification	ANSI/BHMA Certified A156.2-2011, Series 4000, Grade 1, UL Listed for 3-hour fire door.
Latch	1 1/8" x 2 1/4", Square corner faceplate, 1" housing diameter, 1/2" throw
Strike	1 1/4" x 4 7/8", ANSI Square corner, no box
Backset	2 3/4"
Cylinder	6-Pin solid brass, keyed 6-pin, S123 keyway, keyed different (KD)
Door Range	1 5/8" – 2 1/8" for all functions except ND85; 1 3/4" – 2" for ND85
Keys	Two nickel silver cut keys per lock, 6-pin, S123 section



ND Levers - Functions

ANSI/BHMA Certified A156.2-2011, Series 4000, Grade 1, UL Listed for 3-hour fire door.

Non-Keyed Locks

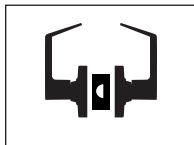
SCHLAGE ANSI

ND10S

F75

Passage Latch

Both levers always unlocked. Inside lever is always free for immediate egress. Also available with Request to Exit (RX) function.

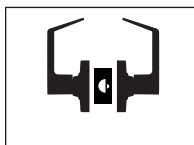


ND12D

F89

Exit Lock

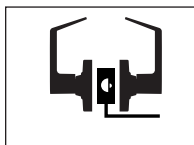
Outside lever always fixed. Inside lever always unlocked for immediate egress. Also available with Request to Exit (RX) function.



ND12DEL

Electrically Locked (Fail Safe)

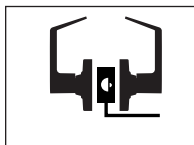
Outside lever continuously locked electrically. Unlocked by switch or power failure. Auxiliary latch deadlocks latchbolt when door is closed. Inside lever always always unlocked for immediate egress. Also available with Request to Exit (RX) function.



ND12DEU

Electrically Unlocked (Fail Secure)

Outside lever continuously locked until unlocked by electric current. Auxiliary latch deadlocks latchbolt when door is closed. Inside lever always unlocked for immediate egress. Also available with Request to Exit (RX) function.

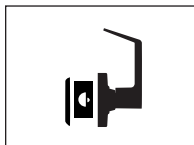


ND25D

F89

Exit Lock

Blank plate outside. Inside lever always unlocked for immediate egress.



ND40S

F76

Bath/Bedroom Privacy Lock

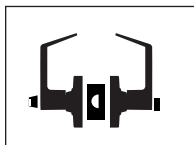
Push-button locking. Can be opened from outside with small screwdriver. Turning inside lever or closing door releases button. Inside lever is always free for immediate egress.



ND44S

Hospital Privacy Lock

Push-button locking. Unlocked from outside by turning emergency turn-button. Turning inside lever or closing door releases button. Inside lever is always free for immediate egress.



ND170

Single Dummy Trim

Dummy trim for one side of door. Used for door pull or as matching inactive trim.



Keyed Locks

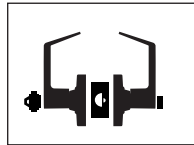
SCHLAGE ANSI

ND50PD

F82

Entrance/Office Lock

Push-button locking. Push-button locks outside lever until unlocked with key or by turning inside lever. Inside lever is always free for immediate egress.

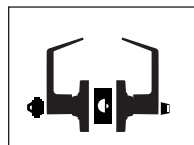


ND53PD

F109

Entrance Lock

Turn/push-button locking; pushing and turning button locks outside lever, requiring use of key until button is manually unlocked. Push-button locking; pushing button locks outside lever until unlocked by key or by turning inside lever. Inside lever is always free for immediate egress.

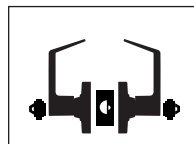


ND60PD

F88

Vestibule Lock

Latch retracted by key from outside when outside lever is locked by key in inside lever. Inside lever always unlocked for immediate egress.

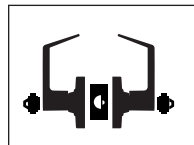


ND66PD

F91

Store Lock

Key in either lever locks or unlocks both levers.

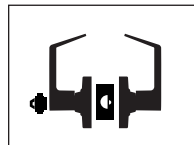


ND70PD

F84

Classroom Lock

Outside lever locked and unlocked by key. Inside lever always unlocked for immediate egress.

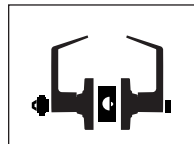


ND73PD

F90

Corridor Lock

Locked or unlocked by key from outside. Push-button locking from inside. Turning inside lever or closing door releases button. When outside lever is locked by key it can only be unlocked by key. Inside lever always unlocked for immediate egress.

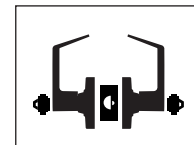


ND75PD

F110

Classroom Security Lock

Key in either lever locks or unlocks outside lever. Inside lever always unlocked for immediate egress.



 Safe School Locks

Caution: Double cylinder locks on residences and any door in any structure which is used for egress are a life safety hazard in times of emergency and their use is not recommended. Installation should be in accordance with existing codes only.

CYLINDRICAL

A-Series

AL-Series

D-Series

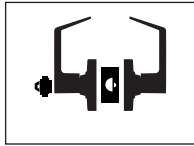
ND-4

ANSI/BHMA Certified A156.2-2011, Series 4000, Grade 1, UL Listed for 3-hour fire door.

Keyed Locks

SCHLAGE ANSI

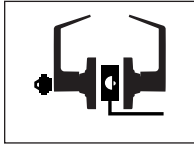
ND80PD F86



Storeroom Lock

Outside lever fixed. Entrance by key only. Inside lever always unlocked for immediate egress. Also available with Request to Exit (RX) function.

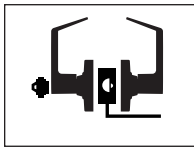
ND80PDEL



Electrically Locked (Fail Safe)

Outside lever continuously locked electrically. Unlocked by key outside or by switch or power failure. Auxiliary latch deadlocks latchbolt when door is closed. Inside lever always unlocked for immediate egress. Also available with Request to Exit (RX) function.

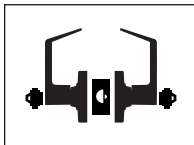
ND80PDEU



Electrically Unlocked (Fail Secure)

Outside lever continuously locked until unlocked by key or electric current. Auxiliary latch deadlocks latchbolt when door is closed. Inside lever always unlocked for immediate egress. Also available with Request to Exit (RX) function.

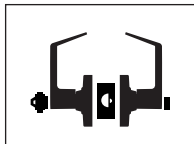
ND82PD F87



Institution Lock

Both levers fixed. Entrance by key in either lever.

ND85PD F93



Faculty Restroom Lock

Outside lever fixed. Entrance by key only. Push-button in inside lever activates visual "occupancy" indicator, allowing only emergency master key to operate. Turning inside lever or closing door releases visual occupancy indicator. Rotation of inside spinner-button by spanner key provides lock-out feature by keeping indicator thrown. Inside lever is always free for immediate egress.

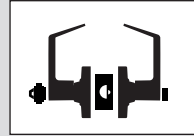


Caution: Double cylinder locks on residences and any door in any structure which is used for egress are a life safety hazard in times of emergency and their use is not recommended. Installation should be in accordance with existing codes only.

Vandlgard Functions: Designed to disengage outside spindle from latch when in locked condition. Inside lever is always free for immediate egress.

SCHLAGE ANSI

ND91PD F82



Entrance/Office Lock

Push-button locking. Push-button disengages outside lever until unlocked with key or by turning inside lever.

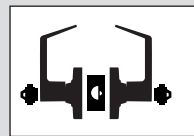
ND92PD F109



Entrance Lock

Turn/push-button locking; pushing and turning button disengages outside lever, requiring use of key until button is manually unlocked. Push-button locking; pushing button disengages outside lever until unlocked by key or by turning inside lever.

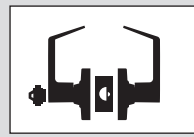
ND93PD F88



Vestibule Lock

Latch retracted by key from outside when outside lever is disengaged by key in inside lever. Inside lever is always unlocked for immediate egress.

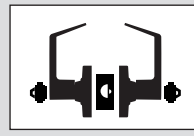
ND94PD F84



Classroom Lock

Outside lever disengaged and unlocked by key. Inside lever always unlocked for immediate egress.

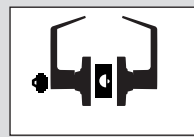
ND95PD F110



Classroom Security Lock

Key in either lever disengages or unlocks outside lever. Inside lever always unlocked for immediate egress.

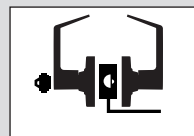
ND96PD F86



Storeroom Lock

Outside lever always disengaged. Entrance by key only. Inside lever always unlocked for immediate egress. Also available with Request to Exit (RX).

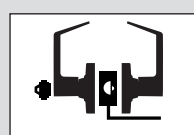
ND96PDEL



Electrically Locked (Fail Safe)

Outside lever continuously disengaged electrically. Unlocked by key outside or by switch or power failure. Auxiliary latch deadlocks latchbolt when door is closed. Inside lever always free for immediate egress. Also available with Request to Exit (RX).

ND96PDEU



Electrically Unlocked (Fail Secure)

Outside lever continuously disengaged until unlocked by key or electric current. Auxiliary latch deadlocks latchbolt when door is closed. Inside lever always free for immediate egress. Also available with Request to Exit (RX).

ND97PD F90



Corridor Lock

Locked or unlocked by key from outside. Push-button locking from inside. Turning inside lever or closing door releases button. When outside lever is locked by key it can only be unlocked by key. Inside lever is always unlocked for immediate egress.

ANSI/BHMA Certified A156.2-2011, Series 4000, Grade 1, UL Listed for 3-hour fire door.

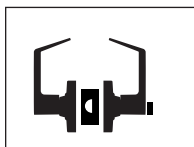
Pricing for all Speciality functions can be found on ND-10

CYLINDRICAL

Non-Keyed Locks

SCHLAGE ANSI

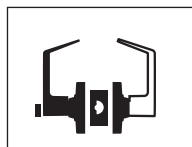
ND30D F77



Patio Lock

Push button locking. Turning inside lever or closing door releases button, preventing a lock-out. Inside lever always unlocked for immediate egress. Specify per XN12-007.

ND45



Time Out Lock

Caretaker Side
Pushing and holding button will lock inside lever (detention side) until released. Lever always retracts latch. **Detention Side**
Lever retracts latch unless outside button is depressed. Vandlgard allows inside spindle to disengage from latch when locked.

A-Series

Keyed Locks

SCHLAGE ANSI

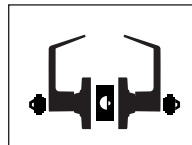
ND25 x 80PD



Storeroom Exit Lock

Blank plate outside. Key in fixed inside lever retracts latch. Specify per XN12-005.

ND70 x 80PD



Classroom by Storeroom Lock

Key locks and unlocks outside lever. Key in fixed inside lever retracts latch. Specify per XN12-006.

AL-Series

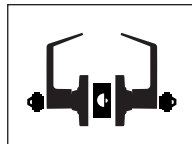
ND25 x 70PD



Classroom Exit Lock

Blank plate outside. Key locks or unlocks inside lever. Specify per XN12-004.

ND72PD F80

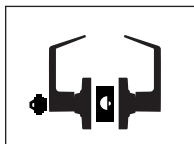


Communicating Lock

Key in either lever locks and unlocks own lever. Specify per XN12-002.

D-Series

ND60PD



Vestibule with Closed Outside Lever

Same as ND60 except outside lever is closed. Inside lever always unlocked for immediate egress. Specify per XN12-001.

ND-6

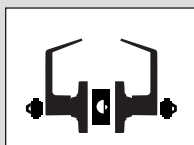
Keyed Locks

SCHLAGE ANSI

Vandlgard Functions:

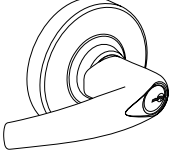


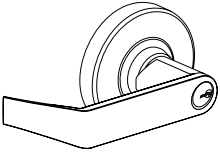

Designed to disengage outside spindle from latch when in locked condition. Inside lever is always free for immediate egress.

ND72PD



Vandlgard Communicating Lock

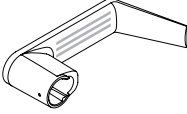
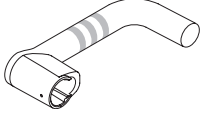
Communicating, ND72, lock with Vandlgard. Key in either lever locks and unlocks own lever. Both inside and outside levers are clutching. Specify per XN12-003.

Athens (ATH) 	Omega (OME) 	Sparta (SPA) 	Rhodes (RHO) 	Tubular (TLR) 
--	---	--	--	---

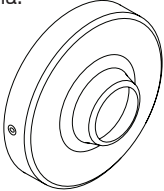
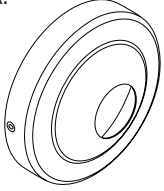
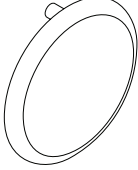
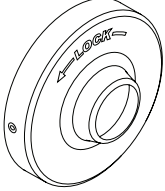
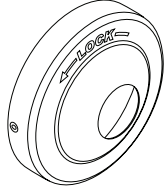
Commercial Lever Suite

ND Levers	L Lock Levers	98/99 Exit	AL Lock	S Lock	F Lock
Athens	07	07	Jupiter	Jupiter	
Omega	Omega	16	Omega		
Sparta	17	17	Neptune	Neptune	Jazz
Rhodes	06	06	Saturn	Saturn	Elan
Tubular	03	03			

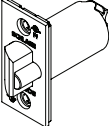
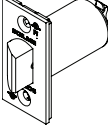
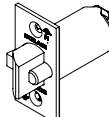
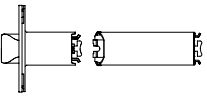
Tactile Options

 Rhodes Lever Shown	 Tubular Lever Shown
--	---

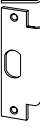


Roses

Inside/Outside Rose, 03-042 RHO Levers: ATH, SPA, RHO, TLR Size: 3 7/16" dia. 	Omega Inside/Outside Rose, 03-042 OME Levers: OME Size: 3 7/16" dia. 	Blank Outside Rose, N523-002 Outside Plate for: ND25, ND25X70 & ND25X80 Size: 3 1/2" dia. 
Indicator Rose (Rhodes) XN12-035 Functions: ND75, ND95, ND60 & ND93 Size: 3 7/16" dia. Finish: 626 only 	Indicator Rose (Omega) XN12-045 Functions: ND75, ND95, ND60 & ND93 Size: 3 7/16" dia. Finish: 626 only 	

Latches

Deadlatch, 13-047 	Springlatch, 13-048 	Anti-Friction Fire Door Deadlatch, 14-042 	Backset Extension Link, 43-005 
---	---	--	--

Strikes

ANSI Strike, 10-025 	T Strike, 10-013 	Square corner, T-strike, deep box, fire door latch, 10-016 
---	--	--

ND Levers - Complete Locks

CYLINDRICAL

A-Series

AL-Series

D-Series

ND-8

Function	Description	Designs and Finishes			PRIMARY CYLINDER ADJUSTMENTS AVAILABLE LEVERS AVAILABLE FINISHES								
		ATH OME RHO SPA TLR				LD CD	RD TD	JD	BD BDC	GD	HD	LD-SAR	JD-SAR JD-CO6 JD-YA6
		626	605 612 625	606 619 643e	613 626AM								
Keyless													
ND10S	Passage	347	359	377	LD CD	RD TD	JD	BD BDC	GD	HD	LD-SAR	JD-SAR JD-CO6 JD-YA6	
ND12D	Exit, lever x lever												
ND12D EL/EU	Electrically locked or unlocked	540	552	570	ATH OME SPA RHO TLR						ATH SPA RHO TLR		
ND25D	Exit, blank plate x lever	347	359	377	626 605 606 612 619 625 643e 613 626AM						605 606 612 613 619 625 626 643e 626AM		
ND40S	Privacy	399	411	429									
ND44S	Privacy, hospital												
ND170	Single dummy	149	155	165							LD CD	RD TD*	JD
Keyed, Single Cylinder													
ND50PD	Entrance/Office	473	485	503	-51	+31	-28	N/C	+67	+35	-51	-28	
ND53PD	Entrance												
ND70PD	Classroom												
ND73PD	Corridor												
ND80PD	Storeroom												
ND85PD	Faculty Restroom Lock	574	586	604	-76	NOT AVAILABLE							
ND91PD	Vandgard® Entrance/Office	517	529	547	-51	+31	-28	N/C	+67	+35	-51	-28	
ND92PD	Vandgard® Entrance												
ND94PD	Vandgard® Classroom												
ND96PD	Vandgard® Storeroom												
ND97PD	Vandgard® Corridor												
ND80PD EL/EU	Electrically locked or unlocked	634	646	664	-51	+31	-28	N/C	+67	+35	-51	-28	
ND96PD EL/EU	Vandgard® Electrically locked or unlocked	696	708	726									
Keyed, Double Cylinder													
ND60PD	Vestibule	563	575	593	-102	+62	-56	N/C	+134	+70	-102	-56	
ND66PD	Store												
ND75PD	Classroom Security												
ND82PD	Institution												
ND93PD	Vandgard® Vestibule Classroom Security	607	619	637	-102	+62	-56	N/C	+134	+70	-102	-56	
ND95PD	Vandgard® Classroom Security												
EVEREST AND RESTRICTED KEYWAY - DOES NOT APPLY TO PRIMUS													
EVEREST D & T FAMILY & RESTRICTED KEYWAYS (QUAD, NUMBERED, REVERSE) +13.50													
PRIMUS/PRIMUS XP - ORDER THE LOCK LESS CYLINDER AND THE CYLINDER SEPARATELY (PRICES BELOW)													
SINGLE KIL EXAMPLE: 1 EA. ND53LD & 1 EA. 20-765(-XP) +113													
DOUBLE KIL EXAMPLE: 1 EA. ND75CD & 2 EA. 20-765(-XP) +226													
SINGLE FSIC EXAMPLE: 1 EA. ND53JD & 1 EA. 20-740(-XP) +122													
DOUBLE FSIC EXAMPLE: 1 EA. ND75JD & 2 EA. 20-740(-XP) +244													
* Temporary cores (TD and HD options) require non-refundable core handling charge (50-231) of \$8.30 and will be added to the price of the lock.													

Latches		
Part Number	Backset - Description	Lock Adjustment
Spring Latch*		
13-048	2 3/4" - Square corner, 1 1/8" x 2 1/4"	N/C
14-010	3 3/4" - Square corner, 1 1/8" x 2 1/4"	+8.60
Deadlatch*		
14-047	2 3/8" - Square corner, 1 1/8" x 2 1/4"	N/C
14-048	2 3/8" - Square corner, 1 x 2 1/4"	N/C
13-047	2 3/4" - Square corner, 1 1/8" x 2 1/4"	N/C
14-042	2 3/4" - Anti-friction fire door latch	+145.00
14-028	3 3/4" - Square corner, 1 1/8" x 2 1/4"	+8.60
43-005	5" - Backset extension link2 - use with 2 3/4" backset latches	+26.40
* All latches and extensions require reinforcement when used in hollow metal door applications		

Strikes		
Part Number	Lip Length - Description	Lock Adjustment
10-013	1 1/8" - Square corner, T-strike, box, 1 1/8" x 2 3/4"	N/C
	1 1/2" - Square corner, T-strike, box, 1 1/8" x 2 3/4"	+6.30
10-016	1 1/8" - Square corner, T-strike, deep box, fire door latch	N/C
10-025	1 3/16" - ANSI, no box, 1 1/4" x 4 7/8"	N/C
	1 3/8" - ANSI, no box, 1 1/4" x 4 7/8"	+11.60
	1 1/2" - ANSI, no box, 1 1/4" x 4 7/8"	+11.60
K510-066	Box for ANSI strike, must be specified	N/C

Locks Less Components		
Description	Specify	Lock Adjustment
Less each lever	LLL for lever design Example: ND53PD LLL/RHO x ATH	-18.60
Less each rose	LLL for rose design Example: ND53PD RHO x RHO/LLL	-10.60
Less springlatch	LLL for latch Example: ND40S RHO 605 LLL 10-025	-19.80
Less deadlatch	LLL for latch Example: ND53PD SPA 626 LLL 10-025	-26.00
Less strike	LLL for strike Example: ND53PD ATH 612 13-047 LLL	-3.60
Lock chassis and spring cages only	Less all possible components Example: ND53LD LLL 626 LLL LLL, lever chassis	Sum of deducts

Non-Standard Door Thickness		
Description	Specify	Lock Adjustment
1 3/8" thick doors - 2 chassis spacers (XN12-012) required; see ND-12	Door thickness and how door is extended. Example: 3", EO	+47.10
Extended Inside (EI)*, over 2" - 6"		+242.00
Extended Outside (EO)*, over 2" - 6"		+398.00
Extended Equally (EE)*, over 2 1/8" - 6"		
Extended Differently (ED)*, over 2" - 6"		
* For ND85, EE range is from over 2" to 6". EI, EO, and ED ranges are from over 1 7/8" to 6"		

Shaded items are standard components and are furnished with locks unless otherwise specified.

ND Levers - Options

CYLINDRICAL

A-Series

AL-Series

D-Series

ND-10

Indicator Rose (“LOCK” printed on inside rose)

Part Number	Description	Lock Adjustment
XN12-035*	Indicator Rose - Rhodes	+26.90
XN12-045*	Indicator Rose - Omega	
* Available in 626 only; intended for the inside rose on double cylinder applications; standard - 75 & 95; optional - 60 & 93; the \$25.90 adder does not apply to 75 and 95.		

Miscellaneous Lock Options

Specify/ Part Number	Description	Lock Adjustment
8AT	Tactile Lever - Athens	+36.50**
8RO	Tactile Lever - Rhodes	
8SP	Tactile Lever - Sparta	
8TR	Tactile Lever - Tubular	
Torx Screws	Screws - Latch and Strike	+16.40
NI23-062	Request to Exit Feature (Available on ND10, ND12, ND80 and ND96 families) Ready to be used in a Normally Open or Normally Closed application.	+155.00
XN12-307	Lead Lining	+212.00
**	Per lever	

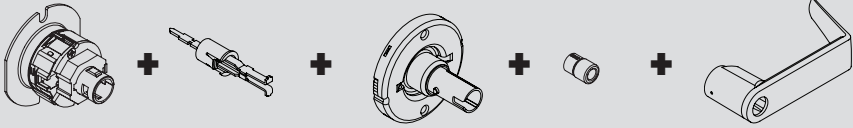
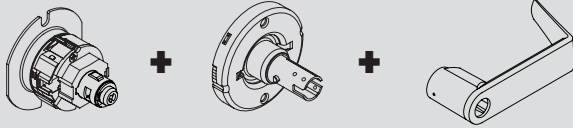
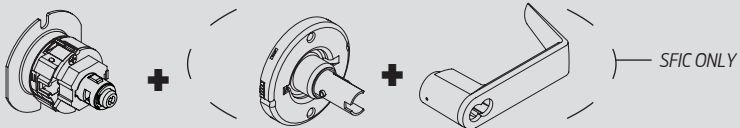
Special Functions

Part Number		Function - Description	Base Lock	Lock Adjustment (Base Lock)
Lock Function	“X” Number			
ND25x80	XN12-005	ND25x80 - Blank plate outside, fixed lever inside. Key in lever retracts latch.	ND80	+94.80
ND70x80	XN12-006	ND70x80 - Key locks or unlocks outside lever. Key in fixed inside lever retracts latch.	ND82	+49.70
ND25x70	XN12-004	ND25x70 - Blank plate outside. Key locks or unlocks inside lever.	ND70	+94.80
ND60	XN12-001	ND60 - Closed outside lever.	ND70	+134.00
ND72	XN12-002	ND72 - Double cylinder communicating lock.	ND70	+134.00
ND30D	XN12-007	ND30D - Patio lock.	ND40S	+134.00
ND72	XN12-003	ND72 - Vandlgard® levers on inside and outside.	ND94	+134.00
ND45	XN12-317	ND45 - Time out lock.	ND91LD	+51.20

Allegion Connect

Allegion Connect is a molex connector system that allows rapid installation of locks when used with Allegion Connect Harnesses (see page 112) and Allegion Connect Hinges (see Ives pricebook). The connectors are not standard, but can be ordered by specifying the designation below. The connector can also be cut off so that the lock can be installed with traditional splicing. For more information visit Allegion.com/us or speak with your sales representative.

Specify	Description	Lock Adjustment
CON	Molex 8+4 pin connections - 12" ND Functions: 10, 12, 12EL/EU, 80, 80EL/EU, 96, 96EL/EU	-

School Upgrade Kits		Designs and Finishes			
		ATH OME RHO SPA TLR			
		626	605 612 625	606 619 643e	613
Part Number	Description				
Classroom to Corridor 					
40-300	KIT, ND70 TO 73 CONVERSION	\$240	\$252	\$270	
40-309	KIT, ND94 TO 97 CONVERSION	283	295	313	
Order Example: 40-300 TLR 613					
Classroom to Classroom Security 					
40-301	KIT, ND70 TO 75 CONVERSION, KIL	\$346	\$358	\$376	
40-302	KIT, ND70 TO 75 CONVERSION, FSIC				
40-303	KIT, ND70/60 TO 75 CONVERSION, SFIC				
40-304 ⌘	KIT, ND70 TO 75 CONVERSION, KIL SAR				
40-305 ⌘	KIT, ND70 TO 75 CONVERSION, FSIC SAR				
40-306 ⌘	KIT, ND70 TO 75 CONVERSION, FSIC YA6				
40-307 ⌘	KIT, ND70 TO 75 CONVERSION, FSIC CO6	389	401	419	
40-310	KIT, ND94 TO 95 CONVERSION, KIL				
40-311	KIT, ND94 TO 95 CONVERSION, FSIC				
40-312	KIT, ND94/93 TO 95 CONVERSION, SFIC				
40-313 ⌘	KIT, ND94 TO 95 CONVERSION, KIL SAR				
40-314 ⌘	KIT, ND94 TO 95 CONVERSION, FSIC SAR				
40-315 ⌘	KIT, ND94 TO 95 CONVERSION, FSIC YA6	389	401	419	
40-316 ⌘	KIT, ND94 TO 95 CONVERSION, FSIC CO6				
Order Example: 40-312 RHO 626					
Vestibule to Classroom Security 					
40-308	KIT, ND60 TO 75 CONVERSION	\$193	\$205	\$223	
40-303	KIT, ND70/60 TO 75 CONVERSION, SFIC	346	358	376	
40-317	KIT, ND93 TO 95 CONVERSION	236	248	266	
40-312	KIT, ND94/93 TO 95 CONVERSION, SFIC	389	401	419	
Order Example: 40-303 SPA 606					

CYLINDRICAL

A-Series

AL-Series

D-Series

ND-11

ND Levers - Parts

CYLINDRICAL

A-Series

AL-Series

D-Series

ND-12

Levers and Related Components												
Available Finishes - Specify for Listed Parts				605	606	612	613	619	625	626	643e	626AM
03-030, 03-031, 03-032, 03-000				▪	▪	▪	▪	▪	▪	▪	▪	▪
Part Number	Description	Price Each										
03-030*	Closed Lever - ATH OME RHO SPA TLR	\$109.00										
03-031*	Open Lever - ATH OME RHO SPA TLR											
03-032*	Full Size Core Lever - ATH OME RHO SPA TLR											
03-000*	Small Format Core Lever - ATH OME RHO SPA TLR											
N523-127	FSIC Core Driver	2.40										
N523-091	SFIC Core Driver	10.80										
09-774	SFIC Core Driver and Spacer	12.00										
D500-000	SFIC Core Spacer - Spacer required for 6-pin, no spacer required for 7-pin	1.20										
* Specify part number, lever style, finish. Ex: 03-031 ATH 626 (open lever, Athens design, 626 finish)												

Roses												
Available Finishes - Specify for Listed Parts				605	606	612	613	619	625	626	643e	626AM
03-042				▪	▪	▪	▪	▪	▪	▪	▪	▪
N523-002				▪	▪	▪	▪	▪	▪	▪	▪	
XN12-035, XN12-045										▪		
Part Number	Description	Price Each										
03-042**	Outside / Inside Rose - RHO OME	\$83.10										
N523-002	Blank Plate, ND25	85.30										
XN12-035	Indicator Rose - Rhodes	101.00										
XN12-045	Indicator Rose - Omega											
** Specify part number, lever style, finish. Ex: 03-042 RHO 626 (Rhodes design, 626 finish)												

Latches and Related Components												
Available Finishes - Specify for Listed Parts				605	606	612	613	619	625	626	643e	626AM
13-048, 14-010, 14-047, 14-048, 13, 047, 14-042, 14-028, 43-005				▪	▪	▪	▪	▪	▪	▪	▪	
39-030				▪						▪		
Part Number	Backset - Description	Price Each										
Spring Latch***												
13-048	2 3/4" - Square corner, 1 1/8" x 2 1/4"	\$72.20										
14-010	3 3/4" - Square corner, 1 1/8" x 2 1/4"	86.50										
Dead Latch***												
14-047	2 3/8" - Square corner, 1 1/8" x 2 1/4"	\$93.90										
14-048	2 3/8" - Square corner, 1" x 2 1/4"	93.90										
13-047	2 3/4" - Square corner, 1 1/8" x 2 1/4"	72.20										
14-042	2 3/4" - Anti-friction Fire Door Latch 1" Square corner, 1 1/8" x 2 1/4", 3/4" Throw	287.00										
14-028	3 3/4" - Square corner, 1 1/8" x 2 1/4"	86.50										
43-005	5" - Backset extension link	26.40										
39-030	Rabbeted latch and strike kit	46.50										
*** All latches and extensions require reinforcement when used in hollow metal door applications												

Strikes										
Available Finishes - Specify for Listed Parts		605	606	612	613	619	625	626	643e	626AM
10-013, 10-016, 10-025		▪	▪	▪	▪	▪	▪	▪	▪	
Part Number	Lip Length - Description	Price Each								
10-013-118	1 1/8" - Square corner, T-strike, box, 1 1/8" x 2 3/4"	\$9.50								
10-013-112	1 1/2" - Square corner, T-strike, box, 1 1/8" x 2 3/4"	13.20								
10-016	1 1/8" - Square corner, T-strike, deep box, 1 1/8" x 2 3/4" 1 1/8" , Use with fire door latch"	12.50								
10-025-1316	1 3/16" - ANSI, no box, 1 1/4" x 4 7/8"	13.60								
10-025-138	1 3/8" - ANSI, no box, 1 1/4" x 4 7/8"	36.40								
10-025-112	1 1/2" - ANSI, no box, 1 1/4" x 4 7/8"									
K510-066	Box for ANSI strike	6.00								

Plunger Parts										
Available Finishes - Specify for Listed Parts		605	606	612	613	619	625	626	643e	626AM
N123-034, N123-035, N523-000, N523-001, N523-124		▪	▪	▪	▪	▪	▪	▪	▪	
Part Number	Description	Price Each								
N123-034	Emergency Button and Plunger (ND40 outside)	\$55.70								
N123-035	Emergency Turn Button and Plunger (ND44 outside)	104.00								
N523-000	Push Button (ND30, ND40, ND44 inside, ND50, ND73, ND91, ND97)	7.80								
N523-001	Push and Turn Button (ND53, ND92)	14.90								
N523-124	Push Button w/Spanner Access (ND85)	8.80								
N123-017	Push and Turn Plunger Bar (ND53, ND85)	10.00								
24071920	Push and Turn Plunger Bar (ND85)	9.70								
N123-028	Push Button Plunger Bar (ND30, ND40, ND44 inside, ND50, ND73, ND91, ND97)	54.00								

Competitor Core/Compatability Parts										
Available Finishes - Specify for Listed Parts		605	606	612	613	619	625	626	643e	626AM
03-044, 03-055, 03-066, 03-077		⌘	⌘	⌘	▪	⌘	⌘	▪	⌘	
Part Number	Description	Price Each								
03-044*	Open Lever Sargent KIL - ATH RHO SPA TLR	\$202.00								
03-055*	Open Lever Yale FSIC - ATH RHO SPA TLR									
03-066*	Open Lever Corbin Russwin FSIC - ATH RHO SPA TLR									
03-077*	Open Lever Sargent FSIC - ATH RHO SPA TLR									
N123-064	Outside spring cage for Sargent key in lever	252.00								
N123-065	Outside spring cage for Yale (6 pins)full size removable core									
N123-066	Outside spring cage for Corbin-Russwin (6 pins) or Sargent full size removable core									
N123-067	Inside spring cage for Sargent key in lever									
N123-068	Inside spring cage for Yale (6 pins) full size removable core									
N123-069	Inside spring cage for Corbin-Russwin (6 pins) or Sargent full size removable core									
N523-146	Tail piece Sargent KIL	2.30								
N523-147	Tail piece Yale FSIC	19.10								
N523-148	Tail piece Sargent and Corbin Russwin FSIC	10.30								
XN12-292	Tail piece Sargent XC FSIC									
* Specify part number, lever style, finish. Ex: 03-055 RHO 613 (Yale lever, Athens design, 613 finish)										

Reinforcements — Must be used for hollow metal doors

Part Number	Description	Price Each
37-001	Metal door reinforcer kit, fits both 7/8" and 1" diameter housings. Specify door thickness, includes A501-567 and A501-565 or A501-566.	\$31.50
24483760	Latch Spacer – fits 1" diameter latch housing and 1-3/4" hollow metal doors (steel & aluminum)	\$4.80
A501-565	Reinforcer for 1 3/8" thick non-reinforced metal doors. Fits both 7/8" and 1" diameter housings.	\$15.80
A501-566	Reinforcer for 1 3/4" thick non-reinforced metal doors. Fits both 7/8" and 1" diameter housings.	

Special Parts

Available Finishes - Specify for Listed Parts	605	606	612	613	619	625	626	643e	626AM
XQ02-309, XQ03-494, XQ07-351, XN12-012	▪	▪	▪	▪	▪	▪	▪	▪	▪
Part Number	Description								Price Each
XQ02-309*	10-013 Strike, 7/8" flat lip								\$22.50
XQ03-494*	10-013 Strike, 1 5/8" – 6" lip								95.10
	10-013 Strike, 6 1/8" – 12" lip								121.00
XQ07-351*	10-025 Strike, 7/8" flat lip								23.80
	10-025 Strike, lips thru 6" (except 7/8", 1 3/16", 3/8" and 1 1/2")								115.00
XC03-069	Extension links, backsets over 5" – 42"								426.00
XN12-012	Chassis Spacer for 1 3/8" door (2 required)								49.10
*	Specify lip length.								

Wire Harness - Schlage, Von Duprin, Falcon

Model No.	Description	Part #	Net Price*
Harness with Molex connectors on both ends (for use with Hollow Metal Doors)			
CON-6	6" Wire Harness	106190	\$9.00
CON-12	12" Wire Harness	106191	\$12.00
CON-26	26" Wire Harness	196192	\$13.50
CON-32	32" Wire Harness	106193	\$14.50
CON-38	38" Wire Harness	106194	\$15.00
CON-44	44" Wire Harness	106195	\$15.50
CON-50	50" Wire Harness	106196	\$16.00
CON-192	192' Wire Harness	106197	\$38.00
Harnesses with Molex Connectors on one end, crimped pins on the other end (for use with Wood Doors)			
CON-6P	6" Wire Harness	106201	\$11.50
CON-12P	12" Wire Harness	106202	\$14.50
CON-26P	26" Wire Harness	106203	\$16.00
CON-32P	32" Wire Harness	106204	\$17.00
CON-38P	38" Wire Harness	106205	\$17.50
CON-44P	44" Wire Harness	106206	\$18.00
CON-50P	50" Wire Harness	106207	\$18.50
CON-192P	192' Wire Harness	106208	\$40.00
Harnesses with Molex Connectors on one end, stripped leads on the other (for connection to power supply)			
CON-6W	6" Wire Extension to power supply	106210	\$11.50
Service Kit			
CON-KIT	Connector Service Kit-contains: - 100 each of male and female terminals - 10 each of male connector 4-pin and 8-pin - 10 each of female connector 4-pin and 8-pin - 1 extraction tool	050823	\$95.00

* Prices shown are non-discountable

Miscellaneous Parts		
Part Number	Description	Price Each
Keycam Assemblies		
N123-024	Electrified Keycam Assembly ND12EL/EU and ND80EL/EU	\$26.80
N123-025	Electrified Keycam Assembly ND96EL/EU	28.20
N123-045	Keycam Assembly ND40, ND44	5.80
N123-007	Keycam Assembly ND50, ND53, ND60	13.60
N123-009	Keycam Assembly ND66, ND75 Outside	79.40
N123-010	Keycam Assembly ND73, ND70, ND72, ND25x70, ND70x80 Outside	13.70
N123-059	Keycam Assembly ND75 Inside, ND95 Inside	59.10
N123-008	Keycam Assembly ND82, ND12, ND80, ND25x80, ND70x80 Inside	16.30
N123-055	Keycam Assembly ND85	79.40
N123-011	Keycam Assembly ND91, ND92, ND93	18.40
N123-012	Keycam Assembly ND94	18.40
N123-054	Keycam Assembly ND95 Outside	79.40
N123-013	Keycam Assembly ND96	15.10
N123-097	Keycam assembly ND97	15.30
N523-065	Cam pin for ND60 and ND93	4.20
N523-066	Cam for inside ND60 and ND93	45.10
Spring Cages		
N123-021	Inside spring cage for all double cylinder functions except SFIC	\$55.70
N123-022	Outside spring cage for all functions except SFIC and ND10	55.70
N123-032	Inside Spring Cage for all functions except double cylinder functions	40.10
N123-043	Outside spring cage ND10	47.20
N123-056	Outside spring cage for all SFIC functions	58.20
N123-057	Inside spring cage for all SFIC double cylinder functions	36.80
24341463	SDS O-Ring – 50 pack	16.60
Slide & Related Parts		
C503-019	Slide Spring	\$5.80
C604-187	Slide Catch Restoring	6.30
C604-188	Slide Catch Non-restoring	6.00
C604-191	Slide Catch Spring	6.00
N523-025	Slide Clip	3.60
N523-149	Slide (previous part number was N523-024)	17.00
Spindles & Related Parts		
C604-340	Spindle Pin for ND170	\$6.00
N523-013	Outside Spindle	9.60
N523-019	Outside Electrified Spindle	9.20
N523-056	Inside Spindle	3.00
N523-057	Inside Electrified Spindle	14.30
Miscellaneous Parts		
C303-439	AC Rectifier	\$58.90
C503-331	Plunger Spring (order in multiples of 50)	0.10
L583-454	Chassis Screw	1.20
24088544	Outside Housing	9.50
24085037	Inside Hub for all Non-electrified functions except the ND66 and ND82	4.10
24085060	Inside Hub for ND66 & ND82 Functions	4.10
24088551	Outside Electrified Housing	9.90
24088078	Inside Electrified Hub	5.60
N523-020	Emergency cylinder for ND40 & ND44 functions	4.40
N523-026	Solenoid-EU	132.00
N523-027	Solenoid-EL	114.00
N523-028	Solenoid Retaining Clip for Electrified Functions	3.10
N523-029	Wire Clamp for Electrified Functions	25.20
N523-031	Sleeve for Electrified Functions	3.10
N523-033	Screw for Electrified Functions	2.30
N523-041	Catch stop	4.30
N523-054	Adjustment Plate	4.30
N523-055	Anti-rotation plate	4.30
N523-063	Plunger Sleeve for ND60 and ND93	3.10
N523-064	Plunger for ND60 and ND93	10.80
N523-067	Plunger Bar for ND66	3.10
N523-069	Dummy Insert for ND170	10.80
N523-105	Threaded rod for mounting ND170s as double dummy set	13.50

CYLINDRICAL

Screws													
Available Finishes - Specify for Listed Parts					605	606	612	613	619	625	626	643e	626AM
A501-171, N523-092, L583-133, C603-256, C603-897					▪	▪	▪	▪	▪	▪	▪	▪	
Part Number	Description	Door Thickness	Type	Size	Price Each								
A501-171*	ND170, washer	—	Washer	—	\$0.94								
N523-092*	ND170, mounting screw	1 1/2" - 2"	POH Machine	1/4" 20 x 2 1/2"	1.00								
L583-133*	ND170, mounting surface	—	Sheet Metal	1#8 x 1"	0.72								
C603-256*	ANSI strike	—	PFH Combo	12-24 x 1"	0.84								
C603-897*	Latch and strike	—	PFH Combo	#8 x 3/4"	0.72								
N523-021*	Spring cage screws	1 3/8" - 2"	PFH Machine	#10 x 32 x 2 1/8"	1.40								
* Order in multiples of 100													

A-Series

Screw Packs													
Available Finishes - Specify for Listed Parts					605	606	612	613	619	625	626	643e	626AM
B202-517, C203-736, NI23-020, NI23-040					▪	▪	▪	▪	▪	▪	▪	▪	
Part Number	Description	Contents		Price Each									
B202-517	Latch and strike	(4) C603-897		\$6.60									
NI23-020	Mounting, all except ND170	(4) C603-897 (2) C603-256 (2) N523-021 (1) M504-271		7.30									
NI23-040	Mounting, ND170	(2) L583-133 (1) N523-092 (1) A501-171 (1) M504-271		7.90									
C203-736	ANSI strike	(2) C603-256		5.30									

AL-Series

Torx Screw Packs													
Available Finishes - Specify for Listed Parts					605	606	612	613	619	625	626	643e	626AM
C203-311, C203-312					▪	▪	▪	▪	▪	▪	▪	▪	
Part Number	Description	Contents		Price Each									
C203-311**	Latch and strike	(4) C503-766 (T-15)		\$17.00									
C203-312**	Latch and ANSI strike	(2) C503-766 (T-15) (2) L583-371 (T-20)											
** Torx screw packs are furnished with appropriate T-xx installation tool(s)													

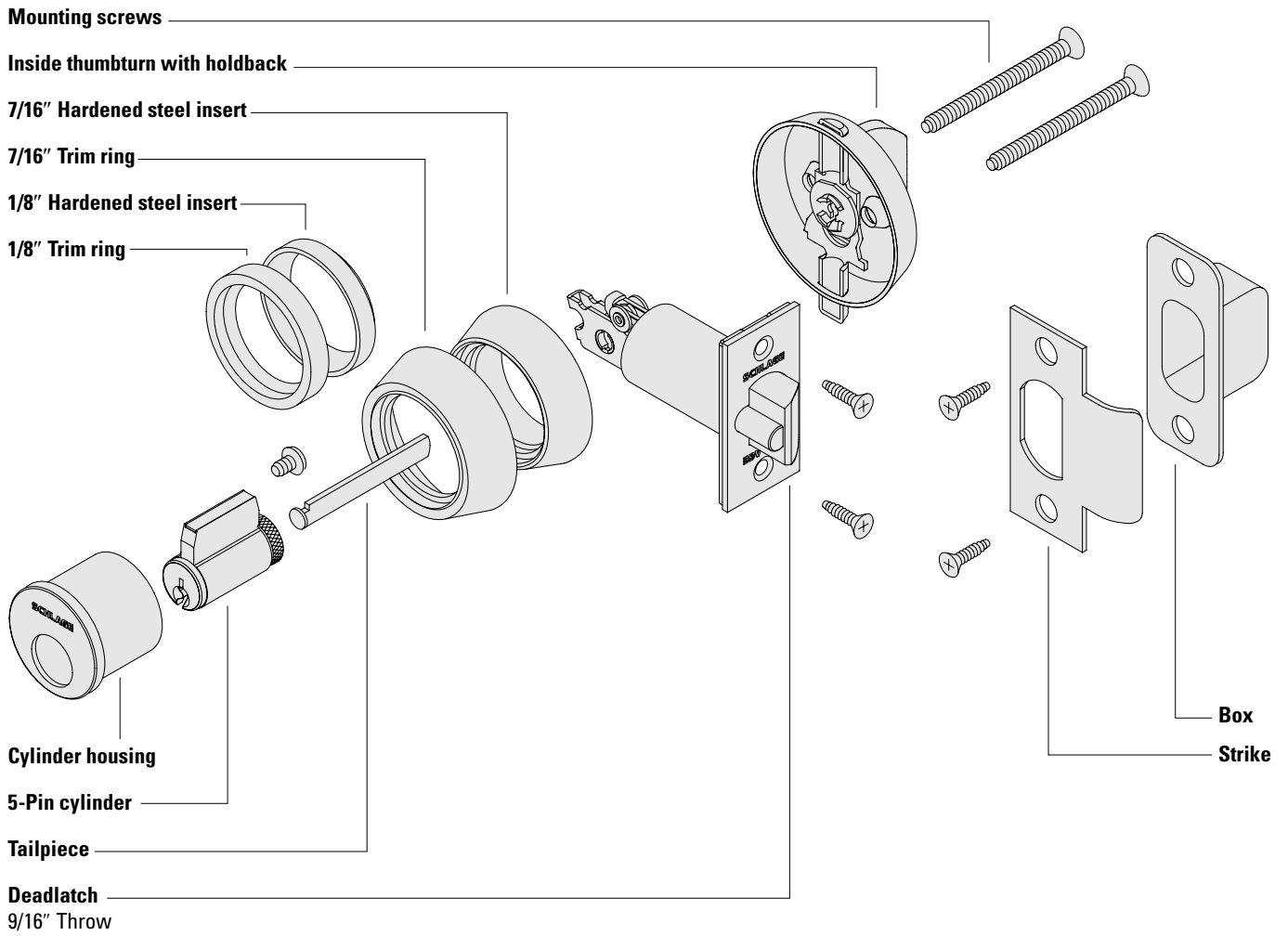
D-Series

Cylinder Reference Table									
Available Finishes - Specify for Listed Parts					606		626		
23-065, 20-765/XP, 20-565/XP, 21-000									
Part Number	Cylinder Mechanism	Function	Design	Price Each					
				Open			Restricted		
23-065	Conventional	Standard Functions	All	\$51.00			\$64.50		
20-765	Primus			113.00					
20-765-XP	Primus XP			139.00					
20-565	Primus UL437			76.00			89.50		
20-565-XP	Primus UL437 XP								
21-000	Conventional	ND85							

ND-16

B250 Series

Grade 2 Deadlatch



DEADBOLT

B250-1

B500-Series

B600/700/800-Series

B250 Series

Ordering Procedures

To order Schlage products, descriptive data should be in the same sequence as shown below.

Line Item	Qty	Product	Outside		Inside		Hand	Latch	Strike	Dr Thk	Ext	DIM	Additional Details
			DES	FIN	DES	FIN							
1	10	B252P		626		613		12-103	10-025	214	EE	1316	KA

Line Item: Line item number

Qty: Quantity

Product: Product function + cylinder code

Outside Des: Outside lever design, not applicable for deadbolts. Leave blank

Outside Fin: Outside finish

Inside Des: Inside lever design, not applicable for deadbolts. Leave blank

Inside Fin: Inside finish, specify only if different from the outside finish

Hand: Hand of door, not applicable for deadbolts. Leave blank

Latch: Product latch, leave blank for standard latch or specify part number if non-standard latch is required. LLL = less latch

Strike: Product strike, leave blank for standard strike or specify part number if non-standard strike is required. LLL = less strike

Dr Thk: Door thickness, leave blank for standard thickness or specify if non-standard. Example: 138 = 1 3/8", 214 = 2 1/4"

Ext: Extension, enter one of the following when door thicknesses 2" or greater are specified: EE = Extended Equally, EI = Extended Inside, EO = Extended Outside

Dim: Dimension, enter only for non-standard strike lip length

Additional

Details: Enter additional detail for keying information or special requirements

Common Pricing Information



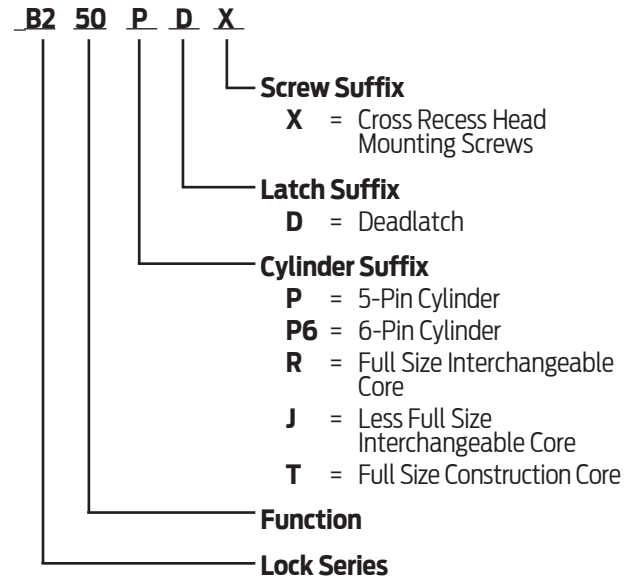
1.	Locks are furnished with standard features unless otherwise specified.
2.	Door thickness is 1 3/4" unless otherwise specified.
3.	Split finishes and designs will be priced at the highest list price of the design and/or finish.
4.	Engineering specials are denoted by a part number beginning with "X" and are not subject to standard discounting.
5.	 denotes a lock or part that requires an extended lead time.
6.	 denotes a handed product and requires handing to be specified.
7.	For all restricted keyways (Everest D, Everest 29 T, Quad, Numbered, Reversed) add \$13.50. This does not apply to Primus cylinders. See Terms and Conditions for ordering information and requirements.
8.	Locks, keys and cylinders containing restricted keyways require additional documentation to order. Please see Terms and Conditions for the specific requirements.
9.	Keyway must be specified for keyed functions and cylinders. If not specified, default keyway will be S123 for KA, KD and 0-bitted product and S145 for Factory managed masterkey systems.
10.	Multiple keying options are available. Locks and cylinders are furnished KD unless otherwise specified or excepted by notation.
11.	Control Keys for permanent and construction cores are not included with the lock or cylinder and must be ordered separately.
12.	Locks specified with "C" keyway and KD or 0-bitted will receive 6 pin cylinders (keyed 5) with 5 pin keys.
13.	Full Size Interchangeable Cores (FSIC) are furnished 1-bitted unless otherwise specified. If 0-bitted is selected, the order will be entered as 1-bitted. This does not apply to FSIC Primus® cores.
14.	Conventional cylinders, Primus cylinders (conventional and FSIC) can be supplied 0-bitted. If 1-bitted is selected, the order will be entered as 0-bitted.
15.	Available plug face finishes are 606 and 626. For brass or bronze finish colors, the plug face finish is 606. For chrome, nickel or stainless steel finish colors, the plug face finish is 626.

Table of Contents

Functions	B250-4
Complete Locks	B250-5
Options	B250-6
Deadlatches.....	B250-6
Strikes.....	B250-6
Locks Less Components.....	B250-6
Non-Standard Door Thickness.....	B250-6
Tamper Resistant Screws and Torx® Screws.....	B250-6
Special Options.....	B250-6
Latches & Strikes.....	B250-7
Cylinders.....	B250-7
Trim.....	B250-7
Adapters.....	B250-7
Door Reinforcements.....	B250-7
Parts	B250-8
Screws.....	B250-8
Tailpiece and Screw Packs.....	B250-9
Tamper Resistant Torx® Screws.....	B250-9
Special Parts.....	B250-9
Cylinders Only, B100, B250, B400 E/B.....	B250-9
Complete Cylinders	See Cylinders Section
How To Order	Forms & Examples

Product Identification



Finish Codes and Descriptions

Code		Description
605	(US 3)	Bright Brass
606	(US 4)	Satin Brass
609	(US 5)	Antique Brass
613	(US 10B)	Oil Rubbed Bronze
625	(US 26)	Bright Chromium Plated
626	(US 26D)	Satin Chromium Plated

Standard Features

Certification	ANSI/BHMA Certified A156.36-2010, Grade 2 auxiliary lock.	BHMA CERTIFIED
Latch	1 1/8" x 2 1/4", Square corner faceplate, 1" housing diameter, 9/16" throw deadlatch	
Strike	1 1/8" x 2 3/4", Square corner, T-strike, box	
Backset	2 3/8"	
Cylinder	6-Pin solid brass, keyed 6-pin, S123 keyway, keyed different (KD)	
Door Range	1 1/2" – 1 3/4" standard cylinder, 1 1/2" - 2 1/8" interchangeable core cylinder	
Keys	Two nickel silver cut keys per lock, 6-pin, S123 section	
Trim Rings	7/16" and 1/8" Wrought brass or bronze, reinforced with security inserts	

B250 · Functions

ANSI/BHMA Certified A156.36-2010, Grade 2 auxiliary lock.

Bored Deadlatch Locks

SCHLAGE ANSI

B250PD E0122



Single Cylinder Deadlatch (Night Latch)

Deadlocking latchbolt retracted by key from outside or by inside turn unit. Rotating turn unit and activating hold-back feature keeps latch retracted.

B252PD E0112



Double Cylinder Deadlatch*

Deadlocking latchbolt retracted by key from either side. No hold-back feature.

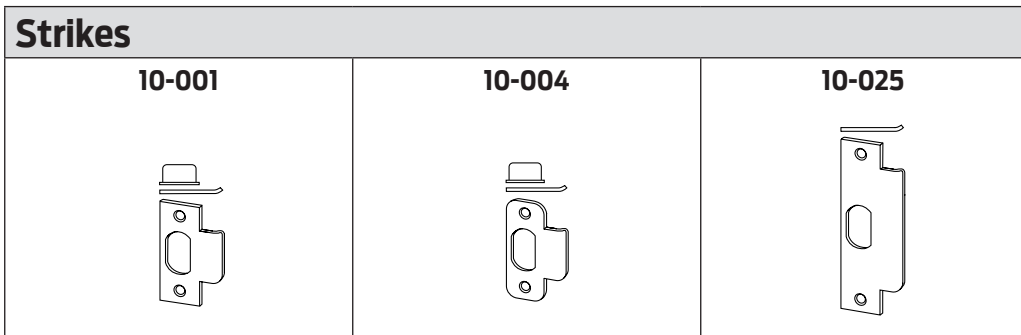
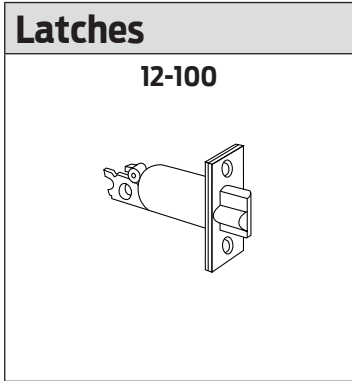
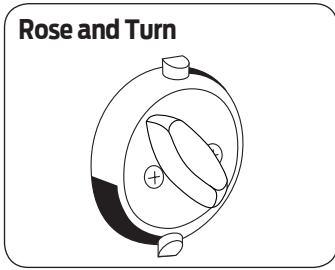
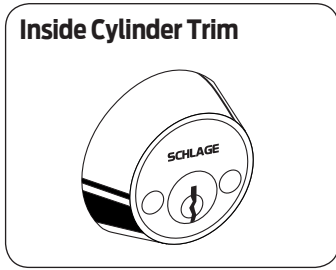
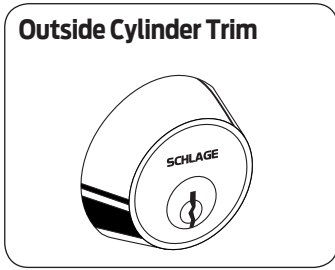
DEADBOLT

B250-4

B500-Series

B600/700/800-Series

* **Caution:** Double cylinder locks on residences and any door in any structure which is used for egress are a life safety hazard in times of emergency and their use is not recommended. Installation should be in accordance with existing codes only.



Function	Description	Finishes			Cylinder Adjustments		
		626	605 606 609 625	613	JD	RD	TD***
Single Cylinder Function							
B250PD	Single Cylinder Outside, Holdback Turn Inside	\$219	\$225	\$235	-28	31	
Double Cylinder Function							
B252PD	Double Cylinder	243	\$249	\$259	-56	62	
*	Full size core furnished 1-bitted with two 6-pin keys unless otherwise specified. Not available with 0-bitted interchangeable cores.						
**	Full size construction core locks assessed a one-time non-refundable handling charge (50-231) per core						
***	Temporary cores (TD and HD options) require non-refundable core handling charge (50-231) of \$8.30 and will be added to the price of the lock.						
	Control Keys are not furnished with locks and must be ordered separately. See Keys & Keying.						
	For all restricted keyways (Everest D, Everest 29 T, Quad, Numbered, Reversed) add \$13.50. This does not apply to Primus cylinders.						
	See Terms and Conditions for ordering information and requirements.						
"Ordering instructions: To change cylinder type from default 6-pin standard, change lock suffix as appropriate Ex: B250RD 626 for B250 function with FSIC in 626 finish".							

DEADBOLT

B250-6

B500-Series

B600/700/800-Series

DeadLatches		
Specify	Description	List Price Adjustment
12-100	Square corner, 1 1/8" x 2 1/4", 2 3/8" backset, 1" housing diameter, standard latch	N/C
12-103	Square corner, 1 1/8" x 2 1/4", 2 3/4" backset, 1" housing diameter	
Ordering instructions: specify desired latch on order only if requesting different from standard.		

Strikes		
Specify	Description	List Price Adjustment
10-001	Square corner, T-strike, box, 1 1/8" x 2 3/4", 1 1/8" lip length, standard strike	N/C
10-001 xx	Square corner, T-strike, box, 1 1/8" x 2 3/4", specify lip length (xx) as 1", 1 1/4", 1 1/2", 1 3/4", 2"	\$6.00
10-004	Round corner (1/4" radius), T-strike, box 1 1/8" x 2 3/4", 1 1/8" lip length	N/C
10-025 1316	ANSI, no box, 1 1/4" x 4 7/8", 1 3/16" lip length	6.00
10-025 xx	ANSI, no box, 1 1/4" x 4 7/8", specify lip length (xx) as 1 3/8" or 1 1/2"	11.90
K510-066	Box for ANSI strike	N/C
Ordering instructions: specify desired strike on order only if requesting different from standard.		

Locks Less Components		
Specify	Description	List Price Adjustment
LLL for deadlatch	Less deadlatch Example: B250PD 605 LLL 10-001	-16.90
LLL for strike	Less strike Example: B250PD 605 12-100 LLL	-5.00
Ordering instructions: specify on order only if requesting different from standard.		

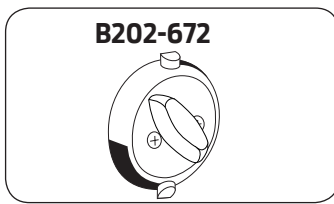
Non-Standard Door Thickness		
Specify	Description	List Price Adjustment
Door Thickness	Over 1 3/4" - 2 1/4"	N/C
Door Thickness	Over 2 1/4" - 2 3/4"	\$83.10
Ordering instructions: Specify desired thickness on order only if requesting different from standard. EX: B250PD 626 2"		

Tamper Resistant and Torx® Screws		
Specify	Description	List Price Adjustment
X suffix	Cross recessed mounting screws and drive pins for B250PD	N/C
Torx Screws	Latch and strike screws	\$17.00
Ordering instructions: specify on order only if desired option. EX: B250PDX 626 Torx Screws.		

Special Options ⌘ Extended Lead Time Not subject to standard discount terms		
Specify	Description	List Price Adjustment
Door Thickness + XB03-330	B250PD for doors over 2 3/4" - 5 9/16"	\$94.50
Door Thickness + XB03-427	B252PD for doors over 2 3/4" - 5 9/16"	113.00
XB09-062	B250PD less holdback function (substitutes B400 turn)	28.30
Ordering instructions: specify on order only if desired option. EX: B250PD 626 5" XB03-330.		

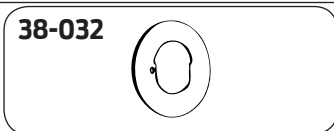
Latches & Strikes		Available Finishes					
		605	606	609	612	613	625
		▪	▪	▪	▪	▪	▪
Part Number	Description	Price Each					
Deadlatches							
12-100	Square corner, 1 1/8" x 2 1/4", 2 3/8" backset, 1" housing diameter, standard latch	\$70.40					
12-103	Square corner, 1 1/8" x 2 1/4", 2 3/4" backset, 1" housing diameter						
39-030	Rabbeted latch and strike kit, 605 and 626 finish only (adapts square corner & 2 3/4" high square corner strikes to 1/2" rabbeted door and frame preps)	46.50					
Strikes							
10-001	Square corner, T-strike, box, 1 1/8" x 2 3/4", 1 1/8" lip length (standard strike)	\$6.00					
10-001 xx	Square corner, T-strike, box, 1 1/8" x 2 3/4", specify lip length (xx) as 1", 1 1/4", 1 1/2", 1 3/4", 2"	12.40					
10-004	Round corner (1/4" radius), T-strike, box 1 1/8" x 2 3/4", 1 1/8" lip length	9.60					
10-025 1316	ANSI, no box, 1 1/4" x 4 7/8", 1 3/16" lip length	13.10					
10-025 xx	ANSI, no box, 1 1/4" x 4 7/8", specify lip length as 1 3/8" or 1 1/2"	36.40					
C603-623	Box for T-strike (finish not applicable)	0.56					
K510-066	Box for ANSI strike (finish not applicable)	5.80					

Ordering Instructions: Specify part number and finish.




Trim		Available Finishes					
		605	606	609	612	613	625
		▪	▪	▪	▪	▪	▪
Part Number	Description	Price Each					
B202-671	Rose and turn without holdback	\$41.30					
B202-672	Rose and turn with holdback	63.70					
B502-711	Support (anchor) for B270 turn mounting screws (finish not applicable)	4.40					
B502-815	Blank inside rose with exposed screws for B251, available 605 and 626 finish only	24.00					

Ordering Instructions: Specify part number and finish if applicable.



Adapters		Available Finishes		
		605	613	626
		▪	▪	▪
Part Number	Description	Price Each		
38-016	Adapter ring kit for double cylinder locks used in 2 1/8" hole contains: (2) 38-031	\$25.40		
38-017	Adapter ring kit for single cylinder locks used in 2 1/8" hole contains: (1) 38-031 and (1) 38-032	33.30		
38-031	2 1/2" diameter adapter ring for 2 1/8" door prep, mounted under cylinder	16.30		
38-032	2 7/8" diameter adapter ring for 2 1/8" door prep, mounted under turn units/blank roses	21.70		

Ordering Instructions: Specify part number and finish.



Door Reinforcements		Price Each
A501-565	Reinforcer for 1 3/8" thick nonreinforced metal doors, fits both 7/8" and 1" diameter housings (2 required per lock)	\$15.80
A501-566	Reinforcer for 1 3/4" thick nonreinforced metal doors, fits both 7/8" and 1" diameter housings (2 required per lock)	

Ordering Instructions: Specify part number.

DEADBOLT

B250-8


B500-Series

B600/700/800-Series

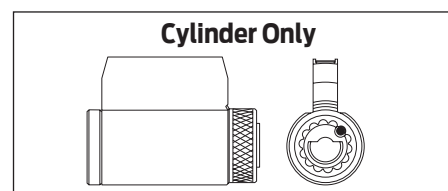
Screws							605	606	609	612	613	625	626	
Available Finishes						
Part Number	Specify Finish	Description		Application			Price Each (Order in multiples of 100)							
		Size	Type	Use with:	Door Thickness									
Single Cylinder, B250PD														
B520-086	.	10-32 x 2 1/4"	POH machine	7/16" & 1/8" trim rings	5-Pin	15/16" – under 1 11/16"	\$0.84							
				7/16" trim ring		1 11/16" – 1 15/16"								
				(2) 1/8" trim rings	6-Pin	15/16" – under 1 7/16"								
				7/16" & 1/8" trim rings		1 7/16" – 1 13/16"								
B520-087	.	10-32 x 2 5/8"		7/16" trim ring	5-Pin	over 1 15/16" – 2 1/4"								
				1/8" trim ring		over 2 1/4" – 2 9/16"								
				7/16" & 1/8" trim rings	6-Pin	over 1 13/16" – 1 15/16"								
				7/16" trim ring		over 1 15/16" – 2 9/16"								
1/8" trim ring	over 2 9/16" – 2 3/4"													
Double Cylinder, B252PD														
B520-267		10-32 x 2 1/2"	Cross recess	7/16" & 1/8" trim rings	5-Pin	15/16" – under 1 11/16"		\$2.00						
				7/16" trim ring		1 11/16" – 1 15/16"								
				1/8" trim ring		2 7/16" – 2 11/16"								
B520-268		10-32 x 2 3/4"		7/16" & 1/8" trim rings	5-Pin	over 1 7/16" – under 1 11/16"								
				7/16" trim ring		over 1 15/16" – under 2 7/16"								
				1/8" trim ring	over 2 11/16" – 2 7/8"									
				7/16" & 1/8" trim rings	6-Pin	1 7/16" – under 1 9/16"								
7/16" trim ring	over 1 11/16" – 2 3/16"													
1/8" trim ring	over 2 11/16" – 2 13/16"													
B520-269		10-32 x 3"		(4) 1/8" trim rings	6-Pin	1 3/16" – under 1 7/16"								
				7/16" & 1/8" trim rings		1 9/16" – 1 15/16"								
				7/16" trim ring		over 2 13/16" – 2 11/16"								
			1/8" trim ring	over 2 13/16" – 3 1/8"										
B520-271	.	Drive pin			–	–	0.84							
Interchangeable Core, Single Cylinder, B250RD														
B520-086	.	10-32 x 2 1/4"	POH machine	1" & 1/8" trim rings		15/16" – 1 1/2"	\$0.84							
				1" trim ring	over 1 1/2" – 2 1/8"									
B520-087	.	10-32 x 2 5/8"		1" trim ring		over 2 1/8" – 2 3/8"								
				7/16" & 1/8" trim rings		over 2 3/8" – 2 5/8"								
				7/16" trim ring		over 2 5/8" – 3 1/8"								
Interchangeable Core, Double Cylinder, B252RD														
B520-269		10-32 x 3"	Cross recess	1" & 1/8" trim rings		15/16" – 1 5/8"	\$2.00							
				1" trim ring		over 1 5/8" – 2 1/8"								
				7/16" & 1/8" trim rings		over 2 1/8" – 2 3/8"								
				1" trim ring		over 2 3/8" – 2 5/8"								
B520-271	.	Drive pin			–	–	0.84							
All Functions														
C603-256	.	12-24 x 1"	PFH	ANSI strike		–	\$0.84							
C603-897	.	8 x 3/4"	combo	Latch and strike		–	0.72							

Tailpiece and Screw Packs												
Available Finishes						605	606	609	612	613	625	626
					
Part Number	Description	Price Each										
Single Cylinder, B250PD												
B202-509	For 1 3/8" - 1 3/4" doors	contains: (1) B202-558 tailpiece (2) B520-086 screws										\$17.00
Double Cylinder, B252PD												
B202-560	5 pin cyl, for 1 1/2" - 1 3/4", 2 1/2" doors	contains: (2) B202-370 tailpiece (2) B202-580 tailpieces (2) B520-267 screws (2) B520-271 screws										\$14.80
B220-043	6 pin cyl, for 1 3/4" doors only	contains: (2) B202-369 tailpieces (2) B520-269 screws										
Latch & Strike Screws, All functions, Standard T Strike												
B202-517	Latch and strike screws	contains: (4) C603-897 screws										\$6.60
Ordering Instructions: Specify part number and finish.												

Torx Screw Packs												
Available Finishes						605	606	609	612	613	625	626
					
Part Number	Description	Price Each										
C203-311	Latch and standard strike	contains: (4) C503-766 (T-15)										\$17.00
C203-312	Latch and ANSI strike	contains: (4) C503-766 (T-15) (2) L583-371 (T-20)										
Notes: Torx screw packs are furnished with the appropriate T-xx installation tool(s)												
Ordering Instructions: Specify part number and finish.												

Special Parts  Extended Lead Time Not subject to standard discount terms												
Available Finishes						605	606	609	612	613	625	626
					
Part Number	Description	Price Each										
XQ07-351 xx	10-025 strike, lips through 6" (except 7/8", 1 1/16", 1 3/8" and 1 1/2"). Specify (xx) lip length in part number.	\$115.00										
XQ03-493 xx	10-001 strike, lips over 2" through 6". Specify (xx) lip length in part number.	98.60										
Ordering Instructions: Specify part number and finish.												

Cylinders Only, B100, B250, B400 E/B			
Description	Part Number	Price Each	
		Open	Restricted
5-Pin C, CE, E, F only	22-001	\$51.00	\$64.50
6-Pin Conventional	22-002		
Primus®	20-729*	113.00	
Primus XP	20-729-XP*		
Primus UL 437	20-529*	139.00	
Primus XP UL437	20-529-XP*		
* Must be used in locks with universal housings (B202-824 or B202-825).			



DEADBOLT

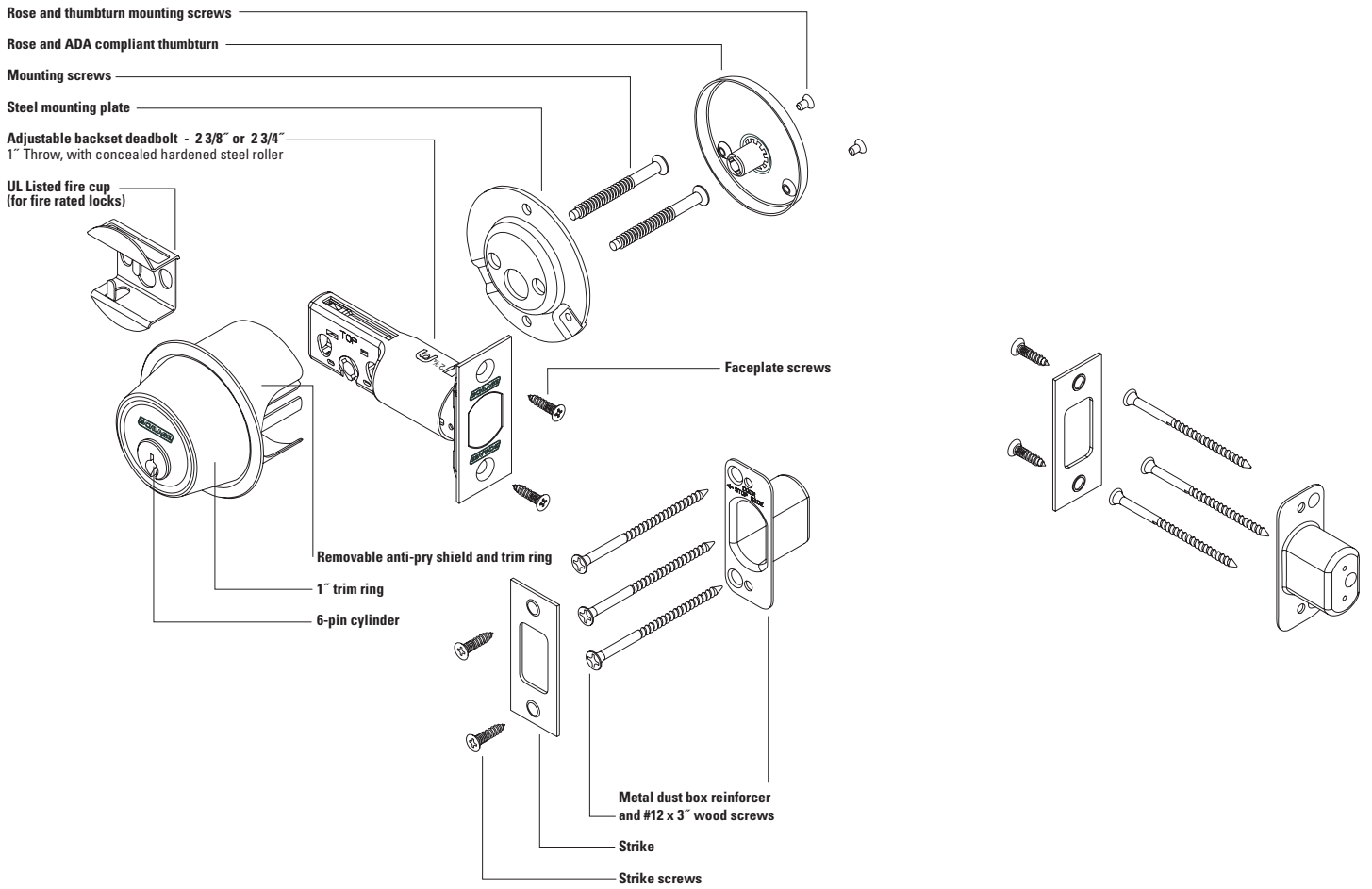
B250-10

B500-Series

B600/700/800-Series

B500 Series

Grade 2 Deadbolt



DEADBOLT

B250-Series

B500-1

B600/700/800-Series

B500 Series

Ordering Procedures

To order Schlage products, descriptive data should be in the same sequence as shown below.

Line Item	Qty	Product	Outside		Inside		Hand	Latch	Strike	Dr Thk	Ext	DIM	Additional Details
			DES	FIN	DES	FIN							
1	10	B560P		626		613		12-289	10-092	214	EE		KA

Line Item: Line item number

Qty: Quantity

Product: Product function + cylinder code

Outside Des: Outside lever design, not applicable for deadbolts. Leave blank

Outside Fin: Outside finish

Inside Des: Inside lever design, not applicable for deadbolts. Leave blank

Inside Fin: Inside finish, specify only if different from the outside finish

Hand: Hand of door, not applicable for deadbolts. Leave blank

Latch: Product latch, leave blank for standard latch or specify part number if non-standard latch is required. LLL = less latch

Strike: Product strike, leave blank for standard strike or specify part number if non-standard strike is required. LLL = less strike

Dr Thk: Door thickness, leave blank for standard thickness or specify if non-standard. Example: 138 = 1 3/8", 214 = 2 1/4"

Ext: Extension, enter one of the following when door thicknesses 2" or greater are specified: EE = Extended Equally, EI = Extended Inside, EO = Extended Outside

Dim: Dimension for non-standard strike lip length, not applicable for the B500. Leave blank

Additional

Details: Enter additional detail for keying information or special requirements

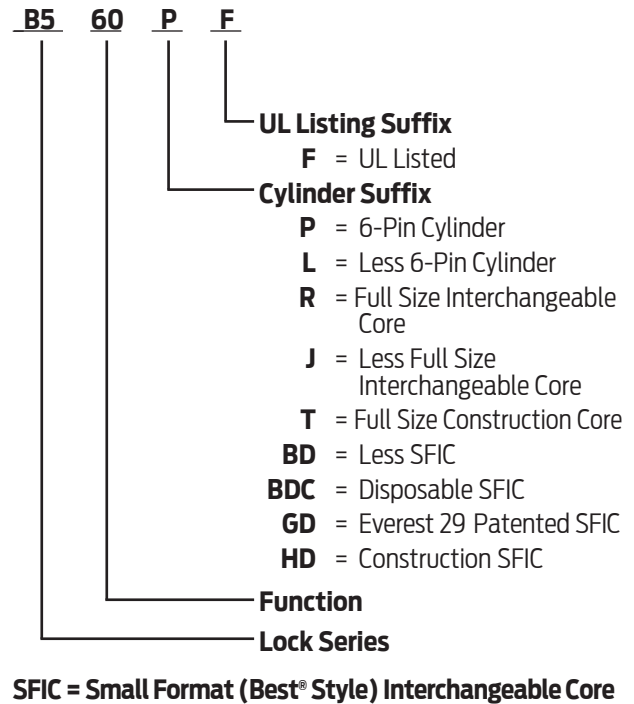
Common Pricing Information

1.	Locks are furnished with standard features unless otherwise specified.
2.	Door thickness is 1 3/4" unless otherwise specified.
3.	Split finishes and designs will be priced at the highest list price of the design and/or finish.
4.	Engineering specials are denoted by a part number beginning with "X" and are not subject to standard discounting.
5.	⌚ denotes a lock or part that requires an extended lead time.
6.	👤 denotes a handed product and requires handing to be specified.
7.	For all restricted keyways (Everest D, Everest 29 T, Quad, Numbered, Reversed) add \$13.50. This does not apply to Primus cylinders. See Terms and Conditions for ordering information and requirements.
8.	Locks, keys and cylinders containing restricted keyways require additional documentation to order. Please see Terms and Conditions for the specific requirements.
9.	Keyway must be specified for keyed functions and cylinders. If not specified, default keyway will be S123 for KA, KD and 0-bitted product and S145 for Factory managed masterkey systems.
10.	Multiple keying options are available. Locks and cylinders are furnished KD unless otherwise specified or excepted by notation.
11.	Control Keys for permanent and construction cores are not included with the lock or cylinder and must be ordered separately.
12.	Locks specified with "C" keyway and KD or 0-bitted will receive 6 pin cylinders (keyed 5) with 5 pin keys.
13.	Full Size Interchangeable Cores (FSIC) are furnished 1-bitted unless otherwise specified. If 0-bitted is selected, the order will be entered as 1-bitted. This does not apply to FSIC Primus® cores.
14.	Conventional cylinders, Primus cylinders (conventional and FSIC) can be supplied 0-bitted. If 1-bitted is selected, the order will be entered as 0-bitted.
15.	Available plug face finishes are 606 and 626. For brass or bronze finish colors, the plug face finish is 606. For chrome, nickel or stainless steel finish colors, the plug face finish is 626.

Table of Contents

Functions	B500-4
Complete Locks	B500-5
Options	B500-7
Deadbolts	B500-7
Strikes	B500-7
Locks Less Components	B500-7
Non-Standard Door Thickness	B500-7
Antimicrobial Coating	B500-7
Parts	B500-8
Deadbolts	B500-8
Strikes	B500-8
Trim	B500-8
Adapters	B500-9
Door Reinforcements	B500-9
Occupancy Indicator Emergency Key	B500-9
Individual Screws	B500-10
Individual Screw Packs	B500-11
Cylinders	B500-11
Complete Cylinders	See Cylinders Section
How To Order	Forms & Examples

Product Identification



Finish Codes and Descriptions

Code		Description
605	(US 3)	Bright Brass
606	(US 4)	Satin Brass
609	(US 5)	Antique Brass
612	(US 10)	Satin Bronze
613	(US 10B)	Oil Rubbed Bronze
619	(US 15)	Satin Nickel
625	(US 26)	Bright Chromium Plated
626	(US 26D)	Satin Chromium Plated
626AM	▲	Antimicrobial Coating on Satin Chromium
643e		Aged Bronze

Standard Features

Certification	ANSI A156.36, 2010, Grade 2. Available UL Listed for 3-hour fire door (except B562 and B571) With FSIC Interchangeable Core Cylinders: Grade 2 With SFIC Interchangeable Core Cylinders: Grade 3	
Deadbolt Strike	1" x 2 1/4", Square corner faceplate, 1" housing diameter, 1" throw	
Backset	1 1/8" x 2 3/4", Square corner, box	
Cylinder	Adjustable for 2 3/8" or 2 3/4"	
Door Range	6-Pin solid brass, keyed 6-pin, S123 keyway, keyed different (KD)	
Keys	1 3/8" – 1 7/8" standard cylinder or thumbturn only, 1 5/8" – 2" interchangeable core cylinder	
Reinforcement	Two cut keys per lock, 6-pin, S123 section	
Trim Ring	Metal dust box reinforcer with three - 3" screws	
	1" Wrought brass or bronze, reinforced with security insert	

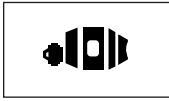
B500 · Functions

ANSI A156.36-2010, Grade 2. Available UL Listed for 3-hour fire door.

Bored Deadbolt Locks

SCHLAGE ANSI

B560P E0152



Single Cylinder Deadbolt Lock

Deadbolt thrown or retracted by key from outside or by inside turn unit. Bolt automatically deadlocks when fully thrown.

B561P E0162



One-Way Deadbolt Lock

Deadbolt thrown or retracted by key only. Blank plate inside. Bolt automatically deadlocks when fully thrown.


B562P E0142



Double Cylinder Deadbolt Lock*

Deadbolt thrown or retracted by key either side. Bolt automatically deadlocks when fully thrown.

B563P E0172



Classroom Deadbolt Lock

Deadbolt thrown or retracted by key outside. Inside turn unit will retract bolt only. Bolt automatically deadlocks when fully thrown.

B571



Door Bolt Occupancy Indicator

Deadbolt thrown or retracted by inside turn unit. Occupancy indicator on outside (reads either in use or vacant). Requires 1 1/2" cross bore prep. Not UL Rated.

B580 E0192



Door Bolt

Deadbolt thrown or retracted by turn unit only. No outside trim. Bolt automatically deadlocks when fully thrown. Requires 1 1/2" cross bore prep.

B581 E01112



Door Bolt with Trim

Deadbolt thrown or retracted by turn unit only. Outside blank plate. Bolt automatically deadlocks when fully thrown. Requires 1 1/2" cross bore prep.

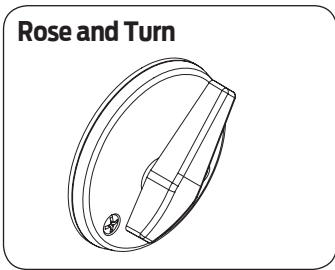
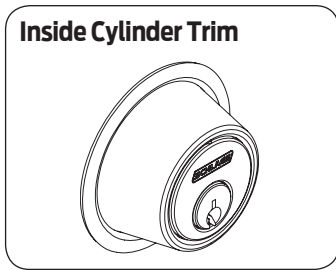
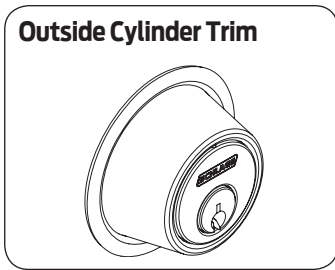
* **Caution:** Double cylinder locks on residences and any door in any structure which is used for egress are a life safety hazard in times of emergency and their use is not recommended. Installation should be in accordance with existing codes only.

DEADBOLT

B250-Series

B500-4

B600/700/800-Series



Latches

<p>12-288 Standard</p>	<p>12-289</p>	<p>12-290</p>	<p>12-287</p>
-----------------------------------	----------------------	----------------------	----------------------

Strikes

<p>10-094 Standard</p>	<p>10-064</p>	<p>10-087</p>	<p>10-092</p>	<p>10-095</p>	<p>10-108</p>
-----------------------------------	----------------------	----------------------	----------------------	----------------------	----------------------

B500 - Complete Locks

DEADBOLT

B250-Series

B500-6

B600/700/800-Series

Function	Description	Finishes			Cylinder Adjustments						
		626	643e	613	J = Less FSIC (Full Size Interchangeable Core) L = Less Standard Cylinder R* = FSIC (Full Size Interchangeable Core) T** = Full Size Construction Core BD = Less SFIC (Small Format Interchangeable Core) BDC = Disposable SFIC GD = Everest 29 Patented SFIC HD** = Construction SFIC						
					605	606	609	612	619	625	L
Keyless											
B580	No trim x thumbturn	\$51	\$57	\$67							
B580F	No trim x thumbturn, fire rated	57	63	73							
B581	Blank plate x thumbturn	51	57	67							
B581F	Blank plate x thumbturn, fire rated	57	63	73							
B571	Occupancy indicator x thumbturn (includes 61-509 emergency release key)	54	60	70							
Keyed, Single Cylinder											
B560P	Cylinder x thumbturn	\$66	\$72	\$82	-14	+24	+83	+90			
B560PF	Cylinder x thumbturn, fire rated	72	78	88							
B561P	One-way cylinder x blank plate	66	72	82							
B561PF	One-way cylinder x blank plate, fire rated	72	78	88							
B563P	Classroom cylinder outside, retraction turn inside	69	75	85							
B563PF	Classroom cylinder outside, retraction turn inside, fire rated	75	81	91							
Keyed, Double Cylinder											
B562P	Double Cylinder	\$88	\$94	\$104	-28	+36	+142	+157			
*	Full size core furnished 1-bitted with two 6-pin keys unless otherwise specified. Not available with 0-bitted interchangeable cores.										
**	Interchangeable construction core locks assessed a one-time non-refundable handling charge (50-231) per core.										
***	Temporary cores (TD and HD options) require non-refundable core handling charge (50-231) of \$8.30 and will be added to the price of the lock.										
	Interchangeable cores available 1 5/8" - 2" doors only.										
	Control Keys are not furnished with locks and must be ordered separately. See Keys & Keying.										
	For all restricted keyways (Everest D, Everest 29 T, Quad, Numbered, Reversed) add \$13.50. This does not apply to Primus cylinders. See Terms and Conditions for ordering information and requirements.										
Ordering instructions: To change cylinder type from default 6-pin standard, change lock suffix as appropriate. Ex: B560R 626 for B560 function with FSIC in 626 finish.											

Deadbolts		
Specify	Description	List Price Adjustment
Non fire-rated locks		
12-288	Square corner, 1" x 2 1/4", adjustable 2 3/8" or 2 3/4" backset, 1" housing dia., standard deadbolt	N/C
12-289	Round corner (1/4" radius), 1" x 2 1/4", adjustable 2 3/8" or 2 3/4" backset, 1" housing dia.	
12-290	Circular drive in deadbolt, adjustable 2 3/8" or 2 3/4" backset, 626 finish only	
12-287	Triple Option - 1/4" radius round corner faceplate w/ 1" x 2 1/4" square corner and circular faceplates, adjustable 2 3/8" or 2 3/4" backset, 1" housing dia.	
12-291	Square corner, 1 1/8" x 2 1/4", adjustable 2 3/8" or 2 3/4" backset. 1" housing dia.	
Fire-rated (UL Listed) locks		
12-294	Square corner, 1" x 2 1/4", adjustable 2 3/8" or 2 3/4" backset, 1" housing dia., standard fire-rated (UL Listed) deadbolt	N/C
12-633	Square corner, 1" x 2 1/4", 5" backset, 1" housing dia.	21.10
Ordering instructions: specify desired deadbolt on order only if requesting different from standard.		

Strikes			
Specify	Description	List Price Adjustment	
10-064	Circular drive-in, thimble strike, 1 3/16" dia., 626 finish only.	N/C	
10-087	ANSI, box, 1 1/4" x 4 7/8", 1 3/16" lip	\$5.60	
10-092	Round corner (1/4" radius), 1 1/8" full lip, no box, 1 5/8" x 2 1/4"	N/C	
10-094	Square corner, no box, 1 1/8" x 2 3/4", standard		
10-095	Square corner, full 1 1/8" lip, no box, 1 5/8" x 2 1/4"		
10-103	Round corner (1/4" radius), 1" x 2 1/4", no reinforcement strike provided 605, 609, 630 only		
10-104	Round corner (1/4" radius), 1 1/4" x 3 5/8", 4 hole, no reinforcement strike provided. 605, 609, 620, 630 only		
10-108	Round corner, 1 1/8" x 2 3/4", no box		
J250-028	2" strike reinforcement screws. 605, 609, 630, 643e only		
37-016	Strike reinforcer, use with 10-094 or 10-108		
Ordering instructions: specify desired strike on order only if requesting different from standard.			

Locks Less Components		
Description	Specify	List Price Adjustment
Less deadbolt	LLL for deadbolt Example: B560P 605 LLL 10-092	-\$10.80
Less strike	LLL for strike Example: B560P 605 12-288 LLL	-4.30
Less standard cylinder (B560)	L cylinder suffix Example: B560L	-14.00
Less standard cylinder (B562)	L cylinder suffix Example: B562L	-28.00
Ordering instructions: specify on order only if requesting different from standard.		

Non-Standard Door Thickness		
Specify	Description	List Price Adjustment
Door Thickness	Extended Equally (EE) for over 1 3/4" - 2 1/4" doors (except interchangeable core locks)	N/C
Door Thickness	Extended Equally (EE) for 1 3/8" to 1 5/8" doors (for interchangeable core locks)	\$7.30
Ordering instructions: specify desired thickness on order only if requesting different from standard. EX - B560P 626 2"		

Antimicrobial Coating		Extended Lead Time
Specify	Description	List Price Adjustment
Finish as 626AM	Antimicrobial coating applied to inside thumbturn and rose, outside trim ring and cylinder faceplate	\$14.40
Ordering instructions: specify on order only if desired option. Ex: B560P 626AM		

DEADBOLT

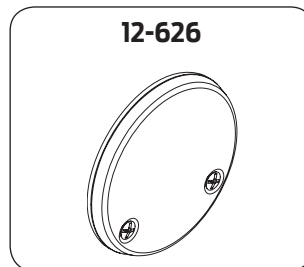
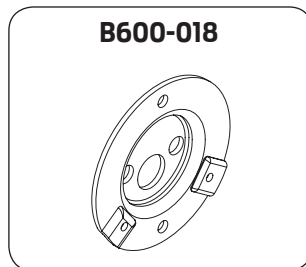
B250-Series

B500-7

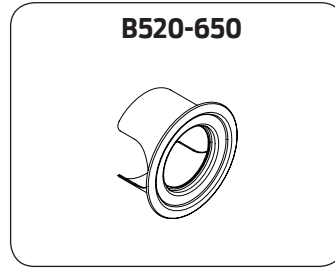
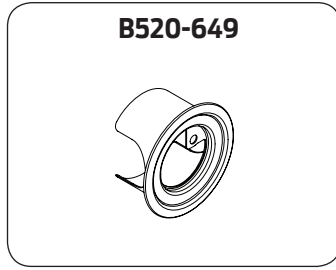
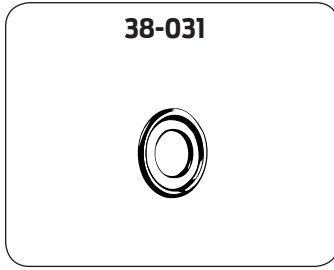
B600/700/800-Series

Deadbolts		605	606	609	612	613	619	625	626	643e
Available Finishes		▪	▪	▪	▪	▪	▪	▪	▪	▪
Part Number	Description	Price Each								
12-288	Square corner, 1" x 2 1/4", adjustable 2 3/8" or 2 3/4" backset, 1" housing dia., standard deadbolt	\$29.80								
12-289	Round corner (1/4" radius), 1" x 2 1/4", adjustable 2 3/8" or 2 3/4" backset, 1" housing dia.									
12-290	Circular drive in deadbolt, adjustable 2 3/8" or 2 3/4" backset, 1" housing dia., 626 finish only	33.70								
12-287	Triple Option - 1/4" radius round corner faceplate w/ 1" x 2 1/4" square corner and circular faceplates, adjustable 2 3/8" or 2 3/4" backset, 1" housing dia.	37.30								
12-291	Square corner, 1 1/8" x 2 1/4", adjustable 2 3/8" or 2 3/4" backset, 1" housing dia.	32.70								
12-633	Square corner, 1 1/8" x 2 1/4", 5" backset, 1" housing dia.	71.40								
39-030	Rabbeted deadbolt and strike kit, adapts square corner latches and 2 3/4" high square corner strikes to 1/2" rabbeted door and frame preparations, 605 and 626 only	44.70								
Ordering Instructions: Specify part number and finish.										

Strikes		605	606	609	612	613	619	625	626	643e
Available Finishes		▪	▪	▪	▪	▪	▪	▪	▪	▪
Part Number	Description	Price Each								
10-064	Circular drive-in, thimble strike, 1 3/16" diameter, 626 finish only	\$13.40								
10-087	ANSI, box, 1 1/4" x 4 7/8", 1 3/16" lip	18.30								
10-092	Round corner (1/4" radius), 1 1/8" full lip, no box, 1 5/8" x 2 1/4"	7.20								
10-094	Square corner, no box, 1 1/8" x 2 3/4", standard	11.60								
10-095	Square corner, full 1 1/8" lip, no box, 1 5/8" x 2 1/4"	7.20								
10-103	Round corner (1/4" radius), 1" x 2 1/4", no reinforcement strike provided	2.10								
10-104	Round corner (1/4" radius), 1 1/4" x 3 5/8", 4 hole, no reinforcement strike provided. 605,609, 620, 630 only	2.40								
10-108	Round corner, 1 1/8" x 2 3/4", no box	14.10								
10-112	Metal dust box and 3 screws, use with 10-094 and 10-108. Finish not applicable	10.70								
37-016	Strike reinforcer, use with 10-094 and 10-108. Finish not applicable	11.90								
Ordering Instructions: Specify part number and finish if applicable										



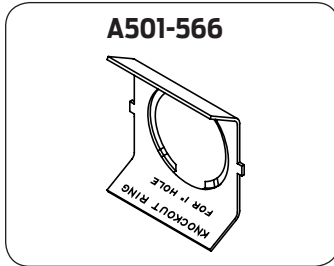
Trim		605	606	609	612	613	619	625	626	643e
Available Finishes		▪	▪	▪	▪	▪	▪	▪	▪	▪
Part Number	Description	Price Each								
B302-041	Rose and turn	\$35.70								
B600-018	Mounting plate for rose and turn. Finish not applicable	7.90								
12-626	Blank rose, exposed screws	19.40								
38-034	Blank mounting plate kit for use on one side of B580	77.50								
B302-045	Classroom rose and turn	35.70								
Ordering Instructions: Specify part number and finish if applicable.										



Accessories and Adapters

		605	606	609	612	613	619	625	626	643e
Available Finishes		▪	▪	▪	▪	▪	▪	▪	▪	▪
Part Number	Description	Price Each								
38-031	2 1/2" diameter adapter ring for 2 1/8" door prep, mounted under cylinder	\$15.20								
B520-649	Trim ring w/ shield for B560/B562	18.80								
B520-650	Trim ring w/ shield for Interchangeable Core functions	18.80								
A501-878	Faceplate adapter to adapt 1" faceplate to 1 1/8" door preparation	0.64 (order in multiples of 100)								

Ordering Instructions: Specify part number and finish if applicable.



Door Reinforcements

Part Number	Description	Price Each
A501-565	Reinforcer for 1 3/8" thick nonreinforced metal doors, fits both 7/8" and 1" diameter housings (2 required per lock)	\$15.80
A501-566	Reinforcer for 1 3/4" thick nonreinforced metal doors, fits both 7/8" and 1" diameter housings (2 required per lock)	
37-016	Door frame strike reinforcer	12.40

Ordering Instructions: Specify part number.

Occupancy Indicator Emergency Key

Part Number	Description	Price Each
61-509	Emergency release key, standard size, for B571 occupancy indicator deadbolt. Includes one key, ring, and instruction tag	\$8.70
61-510	Emergency release key, large size, for B571 occupancy indicator deadbolt. Includes one key, ring, and instruction tag	16.80

Ordering Instructions: Specify part number.

DEADBOLT

B250-Series

B500-9

B600/700/800-Series

DEADBOLT

B250-Series

B500-10

B600/700/800-Series

Individual Screws							605	606	609	612	613	619	625	626	643e	
Available Finishes						
Part Number	Specify Finish	Description		Application		Price Each (Order in multiples of 100)										
		Size	Type	Use with:	Door Thickness											
Keyless, B580																
B600-066	.	6-32 x 1/4"	PH mach.	Turn	—	\$1.90										
B600-048		8-32 x 1/2"	PH mach.	Mounting plate	—	0.80										
F506-359		8 x 3/4"	RH wood	Mounting plate	—	0.36										
Keyed, Single Cylinder, B560P, B563P																
B600-100		1/4"-28 x 1 15/16"	POH mach.	Mounting	1 3/8" - 1 3/4"	\$1.90										
B600-101		1/4"-28 x 2 1/2"	POH mach.	Mounting	over 1 3/4" - 2 1/4"											
B600-066	.	6-32 x 1/4"	PH mach.	Turn	—											
B520-298		10-32 x 3/8"	PH mach.	Anti-pry shield	—	0.62										
Keyed, Single Cylinder, B560GD, B563GD, B560R, B563R																
B600-100		1/4"-28 x 1 15/16"	POH mach.	Mounting	1 3/8" - 2 1/4"	\$1.90										
B600-066	.	6-32 x 1/4"	PH mach.	Turn	—											
Keyed, Double Cylinder, B562P																
B600-047		1/4"-28 x 3 13/64"	PH mach.	Mounting	1 3/8" - 1 3/4"	\$1.90										
B600-078		1/4"-28 x 3 29/64"	PH mach.	Mounting	over 1 3/4" - 2 1/4"											
B520-298		10-32 x 3/8"	PH mach.	Anti-pry shield	—		0.62									
Keyed, Double Cylinder, B562GD, B562R																
B600-053		1/4"-28 x 2 61/64"	PH mach.	Mounting	1 3/8" - 2 1/4"	\$1.90										
B520-298		10-32 x 3/8"	PH mach.	Anti-pry shield	—	0.62										
Keyless, B571, B581																
B520-662		10-32 x 1 1/8"	POH mach.	Mounting	1 3/8" - 1 3/4"	\$1.90										
B520-663		10-32 x 1 3/4"	POH mach.	Mounting	over 1 3/4" - 2 1/4"											
B600-066	.	6-32 x 1/4"	PH mach.	Turn	—											
All Functions																
C603-897	.	8 x 3/4"	PFH combo	Deadbolt and strike screw	—	\$0.72										
J250-028		8 x 2"	PFH wood	2" strike screw	—	1.50										
R525-256		12 x 3"	PFH wood	3" Metal dust box screw	—	1.50										

Ordering instructions: specify part number and finish if applicable. Order in multiple quantities of 100.

Individual Screw Packs											
Available Finishes			605	606	609	612	613	619	625	626	643e
		
Part Number	Door Thickness	Contents				Price Each					
Keyless, B580											
61-506	1 3/8" - 2 1/4"	(2) B600-048 (2) F605-359 (4) C603-897 (1) B600-018 (2) B600-066				\$14.20					
Keyed, Single Cylinder, B560P, B563P											
61-500	1 3/8" - 1 3/4"	(1) B600-018 (2) B600-100 (2) B600-066 (4) C603-897				\$11.70					
61-501	over 1 3/4" - 2 1/4"	(1) B600-018 (2) B600-101 (2) B600-066 (4) C603-897									
Keyed, Single Cylinder, B560GD, B563GD, B560R, B563R											
61-500	1 3/8" - 2"	(1) B600-018 (2) B600-100 (2) B600-066 (4) C603-897				\$11.70					
Keyed, Double Cylinder, B562P											
61-502	1 3/8" - 1 3/4"	(2) B600-047 (4) C603-897				\$8.80					
61-503	over 1 3/4" - 2 1/4"	(2) B600-078 (4) C603-897									
Keyed, Double Cylinder, B562GD, B562R											
61-507	1 3/8" - 2"	(2) B600-053 (4) C603-897				\$8.80					
Keyless, B581, B571											
61-504	1 3/8" - 1 3/4"	(2) B520-662 (4) C603-897 (2) B600-066 (1) B600-018				\$18.50					
61-505	over 1 3/4" - 2 1/4"	(2) B520-663 (4) C603-897 (2) B600-066 (1) B600-018									

Ordering instructions: specify part number and finish.

B500 Series Cylinders - Single Cylinder Deadbolts				
Part Number	Description	Door Thickness	Price Each	
			Open	Restricted
22-003	Conventional	1 3/8" - 1 3/4"	\$51.00	\$64.50
22-004	Conventional	1 3/4" - 2 1/4"		
20-188	Primus	1 3/8" - 1 7/8"	113.00	
20-188-XP	Primus XP	1 3/8" - 1 7/8"		
20-189	Primus	1 7/8" - 2 1/4"		
20-189-XP	Primus XP	1 7/8" - 2 1/4"		
20-190	Primus UL	1 3/8" - 1 7/8"	139.00	
20-190-XP	Primus XP UL	1 3/8" - 1 7/8"		
20-191	Primus UL	1 7/8" - 2 1/4"		
20-191-XP	Primus XP UL	1 7/8" - 2 1/4"		

B500 Series Cylinders - Double Cylinder Deadbolts*				
Part Number	Description	Door Thickness	Price Each	
			Open	Restricted
22-645	Conventional	1 3/8" - 1 3/4"	\$51.00	\$64.50
22-646	Conventional	1 3/4" - 2 1/4"		
20-745	Primus	1 3/8" - 1 7/8"	113.00	
20-745-XP	Primus XP	1 3/8" - 1 7/8"		
20-746	Primus	1 7/8" - 2 1/4"		
20-746-XP	Primus XP	1 7/8" - 2 1/4"		
20-545	Primus UL	1 3/8" - 1 7/8"	139.00	
20-545-XP	Primus XP UL	1 3/8" - 1 7/8"		
20-546	Primus UL	1 7/8" - 2 1/4"		
20-546-XP	Primus XP UL	1 7/8" - 2 1/4"		

* Part numbers for double sided cylinders represent one cylinder only.

DEADBOLT

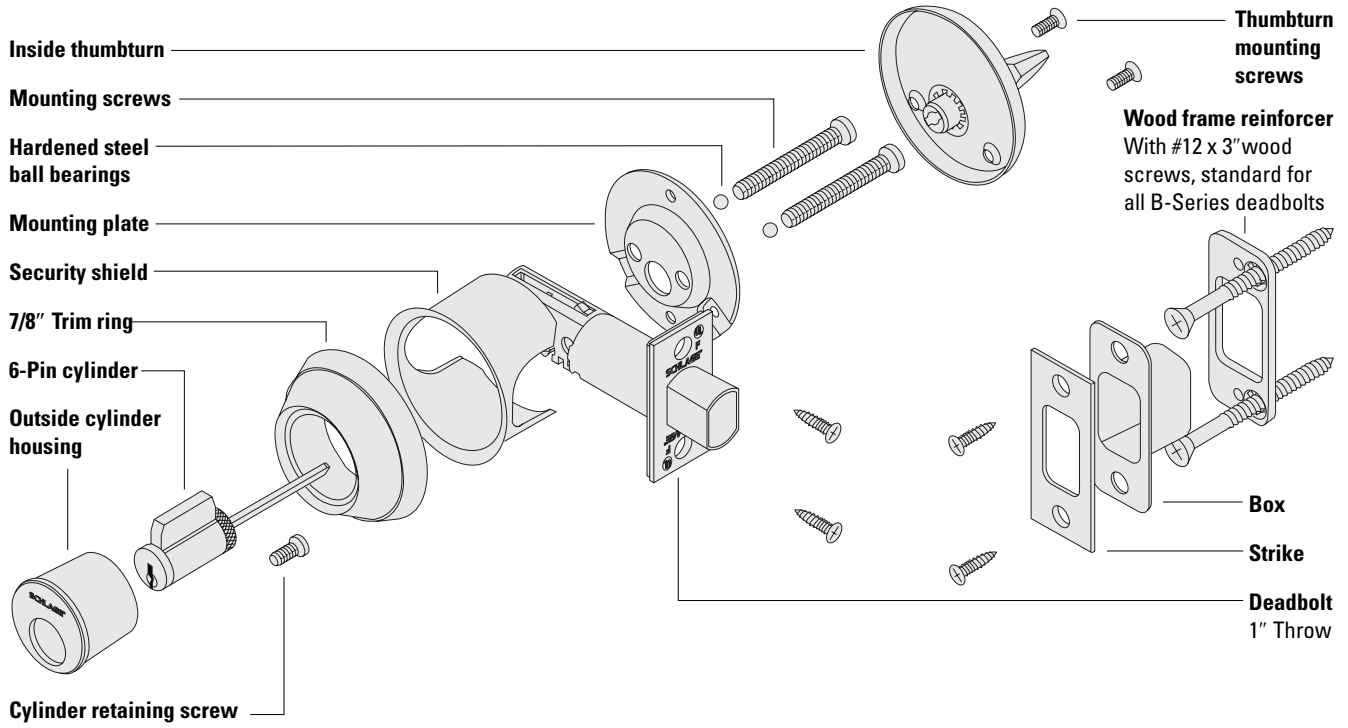
B250-Series

B500-12

B600/700/800-Series

B600/700/800 Series

Grade 1 Deadbolt



DEADBOLT

B250-Series

B500-Series

B600-1

B600/700/800 Series

Ordering Procedures

To order Schlage products, descriptive data should be in the same sequence as shown below.

Line Item	Qty	Product	Outside		Inside		Hand	Latch	Strike	Dr Thk	Ext	DIM	Additional Details
			DES	FIN	DES	FIN							
1	10	B660P		626		613		12-630	10-094	214	EE		KA

Line Item: Line item number

Qty: Quantity

Product: Product function + cylinder code

Outside Des: Outside lever design, not applicable for deadbolts. Leave blank

Outside Fin: Outside finish

Inside Des: Inside lever design, not applicable for deadbolts. Leave blank

Inside Fin: Inside finish, specify only if different from the outside finish

Hand: Hand of door, not applicable for deadbolts. Leave blank

Latch: Product latch, leave blank for standard latch or specify part number if non-standard latch is required. LLL = less latch

Strike: Product strike, leave blank for standard strike or specify part number if non-standard strike is required. LLL = less strike

Dr Thk: Door thickness, leave blank for standard thickness or specify if non-standard. Example: 138 = 1 3/8", 214 = 2 1/4"

Ext: Extension, enter one of the following when door thicknesses 2" or greater are specified: EE = Extended Equally, EI = Extended Inside, EO = Extended Outside

Dim: Dimension for non-standard strike lip length, not applicable for the B6/7/8. Leave blank

Additional

Details: Enter additional detail for keying information or special requirements

Common Pricing Information



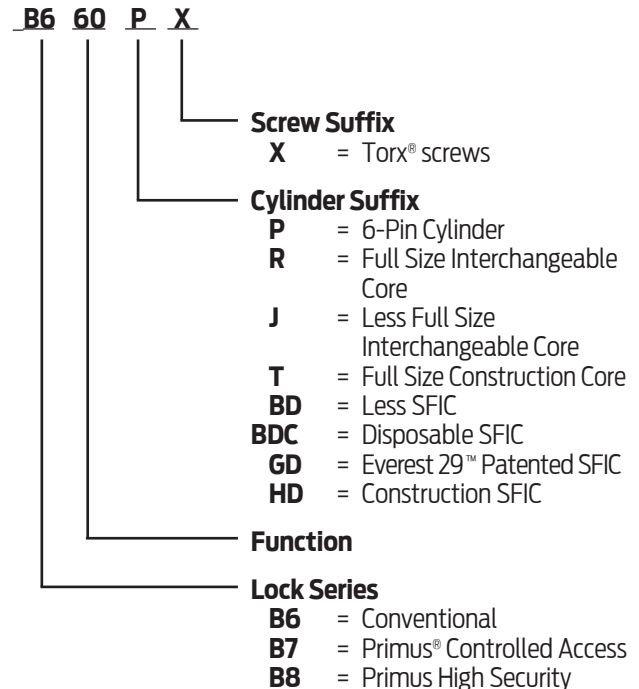
1.	Locks are furnished with standard features unless otherwise specified.
2.	Door thickness is 1 3/4" unless otherwise specified.
3.	Split finishes and designs will be priced at the highest list price of the design and/or finish.
4.	Engineering specials are denoted by a part number beginning with "X" and are not subject to standard discounting.
5.	 denotes a lock or part that requires an extended lead time.
6.	 denotes a handed product and requires handing to be specified.
7.	For all restricted keyways (Everest D, Everest 29 T, Quad, Numbered, Reversed) add \$13.50. This does not apply to Primus cylinders. See Terms and Conditions for ordering information and requirements.
8.	Locks, keys and cylinders containing restricted keyways require additional documentation to order. Please see Terms and Conditions for the specific requirements.
9.	Keyway must be specified for keyed functions and cylinders. If not specified, default keyway will be S123 for KA, KD and 0-bitted product and S145 for Factory managed masterkey systems.
10.	Multiple keying options are available. Locks and cylinders are furnished KD unless otherwise specified or excepted by notation.
11.	Control Keys for permanent and construction cores are not included with the lock or cylinder and must be ordered separately.
12.	Locks specified with "C" keyway and KD or 0-bitted will receive 6 pin cylinders (keyed 5) with 5 pin keys.
13.	Full Size Interchangeable Cores (FSIC) are furnished 1-bitted unless otherwise specified. If 0-bitted is selected, the order will be entered as 1-bitted. This does not apply to FSIC Primus® cores.
14.	Conventional cylinders, Primus cylinders (conventional and FSIC) can be supplied 0-bitted. If 1-bitted is selected, the order will be entered as 0-bitted.
15.	Available plug face finishes are 606 and 626. For brass or bronze finish colors, the plug face finish is 606. For chrome, nickel or stainless steel finish colors, the plug face finish is 626.
16.	Specify LKB if 0-bitted Primus cylinders are required "Less Key Blanks." Deduct \$13.80 per cylinder.

Table of Contents

Functions	B600-4
Complete Locks	B600-5
Options	B600-7
Deadbolts	B600-7
Strikes	B600-7
Locks Less Components	B600-7
Non-Standard Door Thickness	B600-7
Antimicrobial Coating	B600-7
Tamper Resistant Torx Screws	B600-7
Parts	B600-8
Deadbolts	B600-8
Strikes	B600-8
Trim	B600-9
Door Reinforcements	B600-9
Screws	B600-10
Screw and Ball Bearing Packs	B600-10
Torx Screw Packs	B600-11
Special Parts	B600-11
Cylinders	B600-12
Complete Cylinders	See Cylinders Section
How To Order	Forms & Examples

Product Identification



SFIC = Small Format (Best® Style) Interchangeable Core

Finish Codes and Descriptions

Code		Description
605	(US 3)	Bright Brass
606	(US 4)	Satin Brass
609	(US 5)	Satin Brass, Blackened
612	(US 10)	Satin Bronze
613	(US 10B)	Oil Rubbed Bronze
619	(US 15)	Satin Nickel
625	(US 26)	Bright Chromium Plated
626	(US26D)	Satin Chromium Plated
626AM	▲	Antimicrobial Coating on Satin Chromium
643e	(US11)	Aged Bronze

Standard Features

Locks are furnished with standard features unless otherwise specified.



Certification	ANSI/BHMA Certified A156.36-2010, Grade 1 auxiliary lock. With FSIC Interchangeable Core Cylinders: Grade 2 With SFIC Interchangeable Core Cylinders: Grade 3 UL Listed for 3-hour fire door, B800-Series is UL437 listed.
Deadbolt	1 1/8" x 2 1/4", Square corner faceplate, 1" housing diameter, 1" throw
Strike	1 1/8" x 2 3/4", Square corner, box
Backset	2 3/4"
Door Range	1 5/8" - 2" standard cylinder or FSIC; 1 3/4" - 2" SFIC; 1 3/8" - 2 1/2" door bolt only
Reinforcement	Metal dust box reinforcer with two 3" screws
Trim Rings	7/8" Solid brass or bronze
Cylinder	6-Pin solid brass, keyed 6-pin, S123 keyway, keyed different (KD)
Keys	Two nickel silver cut keys per lock, 6-pin, S123 section

B600/700/800 · Functions

ANSI/BHMA Certified A156.36-2010, Grade 1 auxiliary lock.
UL Listed for 3-hour fire door, B800-Series is UL437 listed.

Bored Deadbolt Locks

SCHLAGE ANSI

B660P

B760P

B860P

E0151

Single Cylinder Deadbolt Lock

Deadbolt thrown or retracted by key from outside or by inside turn unit. Bolt automatically deadlocks when fully thrown.



B661P

B761P

B861P

E0161

One-Way Deadbolt Lock

Deadbolt thrown or retracted by key only. Blank plate inside. Bolt automatically deadlocks when fully thrown.



B662P

B762P

B862P

E0141

Double Cylinder Deadbolt Lock*

Deadbolt thrown or retracted by key from either side. Bolt automatically deadlocks when fully thrown.



B663P

B763P

B863P

E0171

Classroom Deadbolt Lock

Deadbolt thrown or retracted by key outside. Inside turn unit will retract bolt only. Bolt automatically deadlocks when fully thrown.



B664P

B764P

B864P

E0101

Cylinder Lock

Deadbolt thrown or retracted by key from one side. No inside trim. Bolt automatically deadlocks when fully thrown. Requires 1 1/2" cross bore only.



B680

E0191


Door Bolt

Deadbolt thrown or retracted by turn unit only. No outside trim. Bolt automatically deadlocks when fully thrown. Requires 1 1/2" cross bore only. Door range is 1 3/8" - 2 1/2".




* **Caution:** Double cylinder locks on residences and any door in any structure which is used for egress are a life safety hazard in times of emergency and their use is not recommended. Installation should be in accordance with existing codes only.

Outside Cylinder Trim




Inside Cylinder Trim




Rose and Turn



Primus® Controlled Access Cylinder Trim

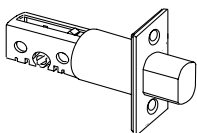


Primus® High Security Cylinder Trim

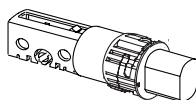


Latches

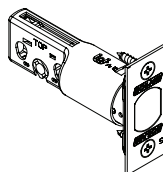
12-631
Standard



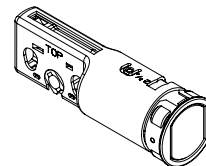
12-641



12-297



12-317



Strikes

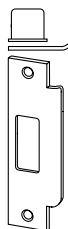
10-094
Standard



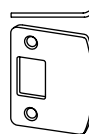
10-064



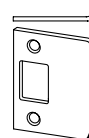
10-087



10-092



10-095



B600/700/800 · Complete Locks

DEADBOLT

B250-Series

B500-Series

B600-6


Function	Description	Finishes			Cylinder Adjustments						
		626	643e	613	J	R	T**	BD	BDC	GD	HD**
<p>J = Less FSIC (Full Size Interchangeable Core) R* = FSIC (Full Size Interchangeable Core) T** = Full Size Construction Core BD = Less SFIC (Small Format Interchangeable Core) BDC = Disposable SFIC GD = Everest 29 Patented SFIC HD** = Construction SFIC</p>											
B600 Series											
Keyless											
B680	No trim x thumbturn	\$124	\$130	\$140							
Keyed, Single Cylinder											
B660P	Cylinder x thumbturn	\$158	\$164	\$174	-28	+31	N/C	+67	+35		
B661P	One-way cylinder x blank plate										
B663P	Classroom cylinder outside, retraction turn inside	165	171	181							
B664P	Cylinder x no trim	158	164	174							
Keyed, Double Cylinder											
B662P	Double Cylinder	\$203	\$209	\$219	-56	+62	N/C	+134	+70		
B700 SERIES: Primus® Controlled Access Cylinder											
Keyed, Single Cylinder											
B760P	Cylinder x thumbturn	\$218	\$224	\$234	-28	+31					
B761P	One-way cylinder x blank plate										
B763P	Classroom cylinder outside, retraction turn inside	227	233	243							
B764P	Cylinder x no trim	218	224	234							
Keyed, Double Cylinder											
B762P	Double Cylinder	\$320	\$326	\$336	-56	+62					
B800 SERIES: Primus® High Security Controlled Access Cylinder											
Keyed, Single Cylinder											
B860P	Cylinder x thumbturn	\$238	\$244	\$254							
B861P	One-way cylinder x blank plate										
B863P	Classroom cylinder outside, retraction turn inside	253	259	269							
B864P	Cylinder x no trim	238	244	254							
Keyed, Double Cylinder											
B862P	Double Cylinder	\$337	\$343	\$353							
Notes	B600, 700, 800 not available less standard cylinder.										
	Control Keys are not furnished with locks and must be ordered separately. See Keys & Keying.										
	For all restricted keyways (Everest D, Everest 29 T, Quad, Numbered, Reversed) add \$13.50. This does not apply to Primus cylinders. See Terms and Conditions for ordering information and requirements.										
*	B600R Full Size Core locks furnished 1-bitted with two 6-pin keys unless otherwise specified. Not available with 0-bitted interchangeable cores B700R Full Size Core locks furnished 0-bitted with two 6-pin keys entered as separate line item.										
**	Non-disposable construction core locks assessed a one-time non-refundable handling charge (50-231) per core.										
Ordering instructions: To change cylinder type from default 6-pin standard, change lock suffix as appropriate. Ex: B660R 626 for B660 function with FSIC in 626 finish.											

Deadbolts		
Specify	Description	List Price Adjustments
12-630	2 3/8" backset, square corner, 1 1/8" x 2 1/4", 1" housing dia.	N/C
12-640	2 3/8" backset, circular, drive-in, 1 1/16" housing dia., 626 only	
12-631	2 3/4" backset, square corner, 1 1/8" x 2 1/4", 1" housing dia., standard deadbolt	
12-641	2 3/4" backset, circular, drive-in, 1 1/16" housing dia., 626 only	
12-632	3 3/4" backset, square corner, 1 1/8" x 2 1/4", 1" housing dia.	\$21.10
12-642	3 3/4" backset, circular, drive-in, 1 1/16" housing dia., 626 only	
12-633	5" backset, square corner, 1 1/8" x 2 1/4", 1" housing dia.	
12-643	5" backset, circular, drive-in, 1 1/16" housing dia., 626 only	
12-297	Adjustable 2 3/8" or 2 3/4" backset, square corner, 1 1/8" x 2 1/4", 1" housing dia.	
12-317	Adjustable 2 3/8" or 2 3/4" backset, Circular, drive-in, 1" housing dia., 626 only	N/C
Ordering instructions: specify desired deadbolt on order only if requesting different from standard.		

Strikes		
Specify	Description	List Price Adjustments
10-094	Square corner, no box, 1 1/8" x 2 3/4", standard	N/C
10-064	Circular drive-in, thimble strike, 1 3/16" diameter, 626 finish only	
10-087	ANSI, 1 1/4" x 4 7/8", 1 3/16" lip length, box	
10-092	Round corner (1/4" radius), 1 5/8" x 2 1/4", 1 1/8" full lip, no box	
10-095	Square corner, 1 5/8" x 2 1/4", 1 1/8" full lip, no box	
10-104	Round corner (1/4" radius), 1 1/4" x 3 5/8", 4 hole, metal dust box, 605, 609, 620, 630 finishes only	
10-103	Round corner (1/4" radius), 1" x 2 1/4", 605, 609, 630 finishes only	
37-016	Strike reinforcer, use with 10-094	
J250-028	2" strike reinforcement screws. 605, 609, 630 finishes only	
Ordering instructions: specify desired strike on order only if requesting different from standard.		

Locks Less Components		
Description	Specify	List Price Adjustment
Less deadbolt	LLL for deadbolt Example: B660P 605 LLL 10-064	-14.60
Less strike	LLL for strike Example: B660P 605 12-630 LLL	-4.60
Less key blanks, B700 and B800 only	LKB	-14.40
Less Cylinder	Not available B600, B700, B800	N/A
Ordering instructions: specify on order only if requesting different from standard.		

Non-Standard Door Thickness		
Specify	Description	List Price Adjustments
1 3/8" Door Thickness	1 3/8" door thickness. Not available for interchangeable core locks.	\$7.80
Door Thickness	Extended Equally (EE), over 2"-2 1/2" thick doors (not available SFIC; see Special Parts for SFIC conversion kits)	N/C
Note: For doors over 2 1/2" - 4" thick, see Special Parts for conversion kits.		
Ordering instructions: specify desired thickness on order only if requesting different from standard. EX: B660P 626 1 3/8"		

Antimicrobial Coating  Extended Lead Time		
Specify	Description	List Price Adjustments
Finish as 626AM	Antimicrobial coating applied to inside thumbturn and rose, outside trim ring and cylinder faceplate	\$14.40
Ordering instructions: specify on order only if desired option. Ex: B560P 626AM.		

Tamper Resistant Torx® Screws		
Specify	Description	List Price Adjustments
X suffix	Torx latch, strike, and mounting screws. Not available SFIC locks.	\$17.00
Ordering instructions: Add X suffix to lock. Ex: B660PX.		

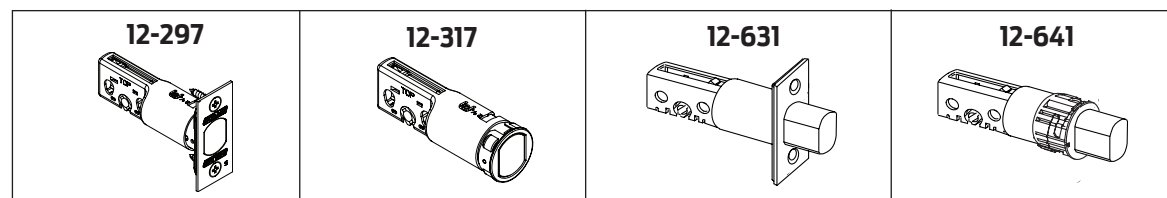
Shaded items are standard components and are furnished with locks unless otherwise specified.

DEADBOLT

B250-Series

B500-Series

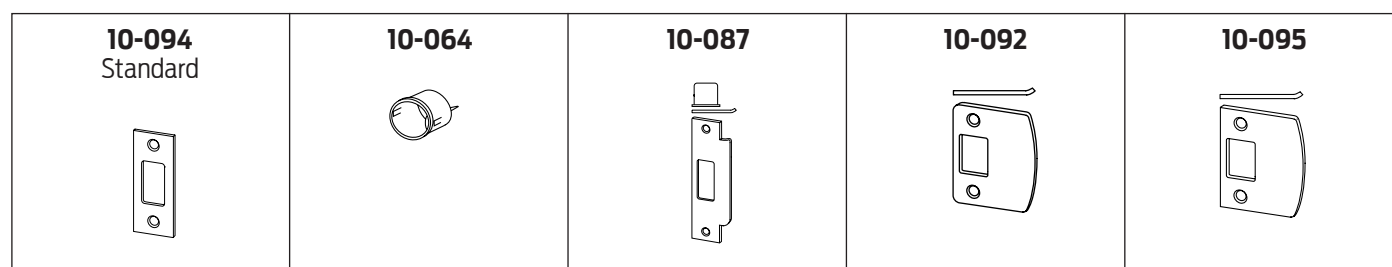
B600-8



Deadbolts

		605	606	609	612	613	619	625	626	643e
Available Finishes		▪	▪	▪	▪	▪	▪	▪	▪	▪
Part Number	Description	Price Each								
Complete Deadbolts										
12-297	Square corner, adjustable 2 3/8" or 2 3/4" backset, 11/8" x 2 1/4", 1" housing dia.	\$47.90								
12-317	Circular, drive-in, adjustable 2 3/8" or 2 3/4" backset, 1" housing dia., 626 only									
12-630	Square corner, 2 3/8" backset, 11/8" x 2 1/4", 1" housing dia.									
12-640	Circular, drive-in, 2 3/8" backset, 11/16" housing dia., 626 only	42.50								
12-631	Square corner, 2 3/4" backset, 1 1/8" x 2 1/4", 1" housing dia., standard deadbolt									
12-641	Circular, drive-in, 2 3/4" backset, 11/16" housing dia., 626 only									
12-632	Square corner, 3 3/4" backset, 1 1/8" x 2 1/4", 1" housing dia.	74.30								
12-642	Circular, drive-in, 3 3/4" backset, 11/16" housing dia., 626 only									
12-633	Square corner, 5" backset, 11/8" x 2 1/4", 1" housing dia.									
12-643	Circular, drive-in, 5" backset, 11/16" housing dia., 626 only									
39-030	Rabbeted deadbolt and strike kit (adapts square corner latches and 2 3/4" high square coner strikes to 1/2" rabbeted door and frame preparations). 605 and 626 finish only.	46.50								
Deadbolts Less Faceplates										
12-650	2 3/8" backset deadbolt unit less faceplate, 1" housing dia.	33.50								
12-651	2 3/4" backset deadbolt unit less faceplate, 1" housing dia.									
12-652	3 3/4" backset deadbolt unit less faceplate, 1" housing dia.	65.50								
12-653	5" backset deadbolt unit less faceplate, 1" housing dia.									
Faceplate kits										
12-627	Square corner faceplate, 1 1/8" x 2 1/4", includes backplate and screws	8.50								
12-628	Circular drive-in faceplate and collar, 626 finish only									

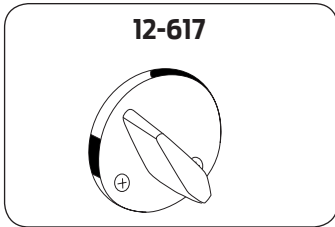
Ordering Instructions: Specify part number and finish.



Strikes

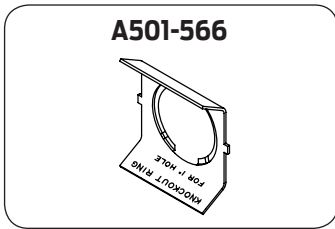
		605	606	609	612	613	619	625	626	643e
Available Finishes		▪	▪	▪	▪	▪	▪	▪	▪	▪
Part Number	Description	Price Each								
10-064	Circular drive-in, thimble strike, 1 3/16" diameter, 626 finish only	\$13.40								
10-087	ANSI, box, 1 1/4" x 4 7/8", 1 3/16" lip	18.30								
10-092	Round corner (1/4" radius), 1 1/8" full lip, no box, 1 5/8" x 2 1/4"	7.20								
10-094	Square corner, no box, 1 1/8" x 2 3/4", standard	11.60								
10-095	Square corner, full 1 1/8" lip, no box, 1 5/8" x 2 1/4"	7.20								
10-103	Round corner (1/4" radius), 1" x 2 1/4", no reinforcement strike provided	2.10								
10-104	Round corner (1/4" radius), 1 1/4" x 3 5/8", 4 hole, no reinforcement strike provided. 605,609, 620, 630 only	2.40								
10-112	Metal dust box and 3 screws, use with 10-094 and 10-108. Finish not applicable.	10.70								
37-016	Strike reinforcer, use with 10-094 and 10-108. Finish not applicable.	12.00								
K510-066	Plastic dust box for ANSI strike. Finish not applicable.	5.80								

Ordering Instructions: Specify part number and finish if applicable.



Trim		605	606	609	612	613	619	625	626	643e
Available Finishes		▪	▪	▪	▪	▪	▪	▪	▪	▪
Part Number	Description	Price Each								
12-617	Rose and turn	\$37.90								
12-618	Rose and turn, classroom function	42.30								
12-625	Classroom driver kit. Finish not applicable	8.40								
12-626	Blank inside rose, exposed screws, B661	20.30								
38-034	Blank mounting plate kit for use on one side of B664 or B680	77.50								
B600-017	Security shield, 2 1/8" door preparation. Finish not applicable	8.40								
B600-018	Mounting plate, turn. Finish not applicable	8.20								
B610-035	Support (anchor) and mounting screws, B664. Finish not applicable	21.90								

Ordering Instructions: Specify part number and finish if applicable.



Door Reinforcements		
Part Number	Description	Price Each
A501-565	Reinforcer for 1 3/8" thick nonreinforced metal doors, fits both 7/8" and 1" diameter housings (2 required per lock)	\$15.80
A501-566	Reinforcer for 1 3/4" thick nonreinforced metal doors, fits both 7/8" and 1" diameter housings (2 required per lock)	
37-016	Door frame strike reinforcer	12.50

Ordering Instructions: Specify part number.

DEADBOLT

B250-Series

B500-Series

B600-10

Screws													
					605	606	609	612	613	619	625	626	643e
Available Finishes					▪	▪	▪	▪	▪	▪	▪	▪	▪
Part Number	Specify Finish	Description		Application	Price Each (Order in multiples of 100)								
		Size	Type										
C603-256	·	12-24 x 1"	PFH combo	ANSI strike	\$0.80								
C603-897	·	8 x 3/4"		Deadbolt and strike	0.72								

Screw and Ball Bearing Packs													
					605	606	609	612	613	619	625	626	643e
Available Finishes					▪	▪	▪	▪	▪	▪	▪	▪	▪
Part Number	Specify Finish	Door Thickness	Contents	Price Each									
Keyless													
B610-066	·	Rose trim, B680	(2) Mounting screws	\$6.70									
Keyed, Single Cylinder													
B610-049		1 3/8" – 2 1/2", B664	2) Mounting screws	15.60									
B610-050		1 3/8" – 2", B660, 661, 663	(2) Mounting screws										
B610-051		over 2" – 2 1/2", B660, 661, 663	(2) Ball bearings										
B610-066	·	Rose trim, B660, 661, 663	(2) Mounting screws	6.70									
Keyed, Double Cylinder (except Interchangeable Core)													
B610-053		1 3/8" – 2", B662P	(2) Mounting screws	15.60									
B610-055		over 2" – 2 1/2", B662P	(2) Ball bearings										
Keyed, Double Cylinder, Interchangeable Core													
B610-054		1 5/8" – 2", B662R	(2) Mounting screws	15.60									
B610-056		over 2" – 2 1/2", B662R	(2) Ball bearings										
Note: Above screw packs are also used for B700 and B800 series locks.													

Torx Screw Packs					605	606	609	612	613	619	625	626	643e
Available Finishes					•	•	•	•	•	•	•	•	•
Part Number	Specify Finish	Door Thickness	Contents	Price Each									
Keyless													
B610-066	•	Rose trim, B680	(2) Mounting screws (T-20)	\$7.80									
Keyed, Single Cylinder													
B610-059		1 3/8" – 2 1/2", B664	2) Mounting screws (T-30)	\$16.70									
B610-065	•	Rose trim, B660, 661, 663	(2) Mounting screws (T-10)	7.80									
Keyed, Double Cylinder (except Interchangeable Core)													
B610-061		1 3/8" – 2", B662P	(2) Mounting screws (T-30)	\$16.70									
B610-063		over 2" – 2 1/2", B662P	(2) Ball bearings										
Keyed, Double Cylinder, Interchangeable Core													
B610-062		1 5/8" – 2", B662R	(2) Mounting screws (T-30)	\$16.70									
B610-064		over 2" – 2 1/2", B662R	(2) Ball bearings										
All Functions													
C203-311	•	Deadbolt and strike	(4)C503-766 8-32 x 1/2" (1) T-15 size Torx Bit	\$17.00									
C203-312	•	Deadbolt and ANSI strike	(2)C503-766 8-32 x 1/2" (1) T-15 size Torx Bit (2)L583-371 (1) T-20 size Torx Bit 12-24 x 1/2"										
Notes	Torx screw packs are furnished with appropriate T-xx installation tool(s).												
	Above screw packs are also used for B700 and B800-Series locks.												

Special Parts				
⚠ Extended Factory Lead Time			Not subject to standard discount terms	
Part Number	Door Range	Function	Description	Price Each
XB11-916	2"-4"	B660P, B663P	Screw and tailpiece conversion kit for B600/700/800-Series Locks to fit doors Extended Equally (EE), over 2 1/2" – 4" thick. Specify door thickness.	\$94.20
XB11-917	2"-3"	B662P		59.00
XB11-918	2"-4"	B760P, B763P B860P, B863P		94.20
XB11-919	2"-4"	B762P, B862P		59.00
XB11-920	2"-4"	B660R, B660J, B660T, B663R, B663J, B663T, B760R, B763R		59.00
XB11-921	2"-4"	B662R, B662J, B662T, B762R		59.00
XB11-922	2"-4"	B660BD, B660GD, B660HD, B663BD, B663GD, B663HD	Screw and tailpiece conversion kit for B600-Series locks to fit doors Extended Equally (EE), over 2 1/2" – 4" thick. Specify door thickness.	59.00
Note:	For door thickness and locks not listed above, please use the Innovation Center (RFQ) request form			
Ordering instructions: Specify part number and desired door thickness, EX: XB11-916 3".				

DEADBOLT

B250-Series

B500-Series

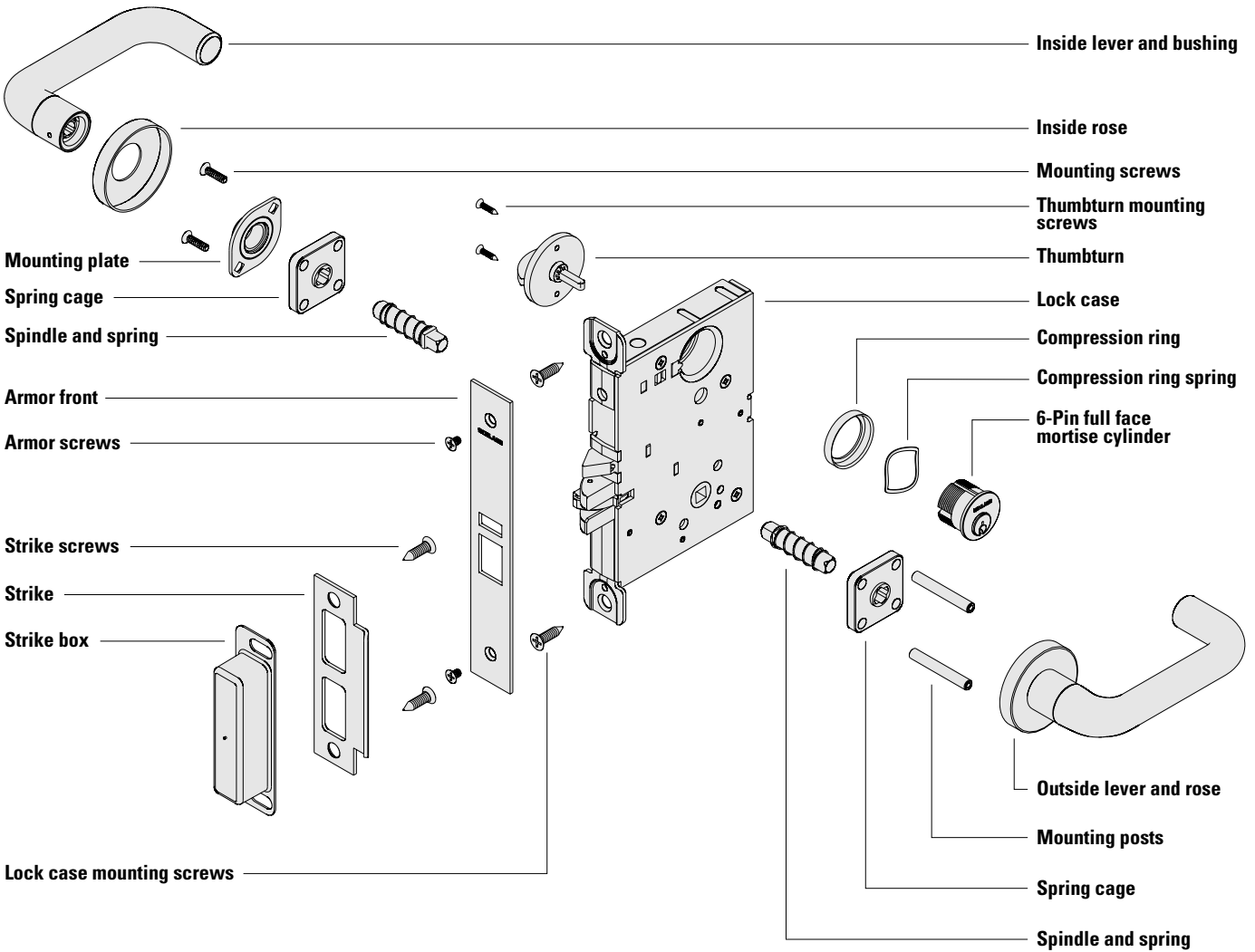
B600-12

B600/700-Series Cylinder Reference Table					
Cylinder Mechanism	Function	Door Thickness	Cylinder Less Housing	Price Each	
				Open	Restricted
B600-Series Conventional	B660, B663	1 3/8" - 2 1/2"	22-644	\$51.00	\$64.50
	B661, B664	1 3/8" - 2"	22-642		
		2" - 2 1/2"	22-643		
	B662	1 3/8" - 2"	22-085		
		2" - 2 1/2"	22-086		
B700-Series Primus®	B760, B763	1 3/8" - 2 1/2"	20-744	113.00	
	B761, B764	1 3/8" - 2"	20-742		
		2" - 2 1/2"	20-743		
	B762	1 3/8" - 2"	20-745		
		2" - 2 1/2"	20-746		
B700-Series Primus-XP	B760-XP, B763-XP	1 3/8" - 2 1/2"	20-744-XP		
	B761-XP, B764-XP	1 3/8" - 2"	20-742-XP		
		2" - 2 1/2"	20-743-XP		
	B762-XP	1 3/8" - 2"	20-745-XP		
		2" - 2 1/2"	20-746-XP		

B800-Series Cylinder Reference Table					
Cylinder Mechanism	Function	Door Thickness	Cylinder Less Housing	Price Each	
				Open	Restricted
B800-Series Primus UL437	B860, B863	1 3/8" - 2 1/2"	20-544	\$139.00	
	B861, B864	1 3/8" - 2"	20-542		
		2" - 2 1/2"	20-543		
	B862	1 3/8" - 2"	20-545		
		2" - 2 1/2"	20-546		
B800-Series Primus-XP UL437	B860-XP, B863-XP	1 3/8" - 2 1/2"	20-544-XP		
	B861-XP, B864-XP	1 3/8" - 2"	20-542-XP		
		2" - 2 1/2"	20-543-XP		
	B862-XP	1 3/8" - 2"	20-545-XP		
		2" - 2 1/2"	20-546-XP		

L-Series

GRADE 1 MORTISE LEVERED LOCK



MORTISE

L-1

L-Series

Ordering Procedures

To order Schlage products, descriptive data should be in the sequence as shown below.

Line Item	Qty	Product	Outside		Inside		Hand	Latch	Strike	Dr Thk	Ext	DIM	Additional Details
			DES	FIN	DES	FIN							
1	10	L9050P	12A	626	06B	613	RH	09-669	10-072	2	EE	134	KA

Line Item: Line item number

Qty: Quantity

Product: Product function + cylinder code

Outside Des: Outside lever design + rose/escutcheon code

Outside Fin: Outside finish

Inside Des: Inside lever design + rose/escutcheon code, specify only if different from the outside lever design

Inside Fin: Inside lever finish, specify only if different from the outside finish

Hand: Hand of door, specify only for handed lever designs or for LM9300 MultiPoint lock

Latch: Product armor front, leave blank for standard armor or specify part number if non-standard armor is required. LLL = less armor front

Strike: Product strike, leave blank for standard strike or specify part number if non-standard strike is required. LLL = less strike

Dr Thk: Door thickness, leave blank for standard thickness (1 3/4") or specify if non-standard. Example: 138 = 1 3/8", 214 = 2 1/4"

Ext: Extension, enter one of the following when door thicknesses 2" or greater are specified: EE = Extended Equally, EI = Extended Inside, EO = Extended Outside

Dim: Dimension; for locks enter only for non-standard strike lip length, for parts enter for non-standard strike lip length, mortise cylinder or blocking ring length

Additional

Details: Enter additional detail for keying information or special requirements

Common Pricing Information


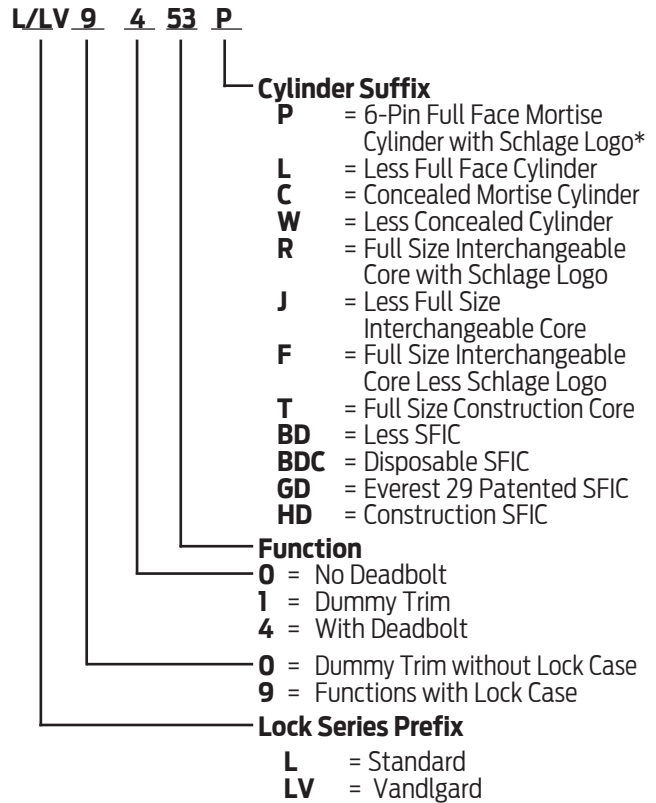
1.	Locks are furnished with standard features unless otherwise specified.
2.	Door thickness is 1 3/4" unless otherwise specified.
3.	Split finishes and designs will be priced at the highest list price of the design and/or finish.
4.	Engineering specials are denoted by a part number beginning with "X" and are not subject to standard discounting.
5.	 denotes a lock or part that requires an extended lead time.
6.	 denotes a handed product and requires handing to be specified.
7.	For all restricted keyways (Everest D, Everest 29 T, Quad, Numbered, Reversed) add \$13.50. This does not apply to Primus cylinders. See Terms and Conditions for ordering information and requirements.
8.	Locks, keys and cylinders containing restricted keyways require additional documentation to order. Please see Terms and Conditions for the specific requirements.
9.	Keyway must be specified for keyed functions and cylinders. If not specified, default keyway will be S123 for KA, KD and 0-bitted product and S145 for Factory managed masterkey systems.
10.	Multiple keying options are available. Locks and cylinders are furnished KD unless otherwise specified or excepted by notation.
11.	Control Keys for permanent and construction cores are not included with the lock or cylinder and must be ordered separately.
12.	Locks specified with "C" keyway and KD or 0-bitted will receive 6 pin cylinders (keyed 5) with 5 pin keys.
13.	Full Size Interchangeable Cores (FSIC) are furnished 1-bitted unless otherwise specified. If 0-bitted is selected, the order will be entered as 1-bitted. This does not apply to FSIC Primus® cores.
14.	Conventional cylinders, Primus cylinders (conventional and FSIC) can be supplied 0-bitted. If 1-bitted is selected, the order will be entered as 0-bitted.
15.	Available plug face finishes are 606 and 626. For brass or bronze finish colors, the plug face finish is 606. For chrome, nickel or stainless steel finish colors, the plug face finish is 626.

Table of Contents

Functions	L-4
Complete Locks	L-12
Standard Lever Collection A, B or C Rose Trim	L12
Standard Lever Collection Escutcheon Trim	L-14
M Lever Collection A, B or C Rose Trim	L-16
M Lever Collection Escutcheon Trim	L-18
Commercial Lever Suites	L-22
L9000-Series Deadbolt Locks	L-23
L400-Series Deadbolt Locks	L-23
Options	L-24
Cylinder Options	L-24
Armor Fronts and Strikes	L-25
Locks Less Components	L-26
Locks Less Lock Case	L-26
Non-Standard Door Thickness	L-27
Indicators (for Sectional (rose) or N Escutcheon Trim)	L-28
Tamper-resistant screws	L-28
Tactile Warning	L-28
ADA Thumbturn	L-28
Lever Trak	L-28
Special Functions	L-29
Anti-Microbial Coating	L-29
Lead Lining	L-29
RX	L-29
Distributor Pack Program	L-30
Lock Cases	L-31
Trim Packs	L-32
Armor Fronts, Strikes, Cylinders	L-33
Miscellaneous Parts	L-34
Parts	L-35
Levers & Knobs, Roses, Escutcheons	L-35
Outside Lever/Knob Assemblies	L-36
Armor Fronts & Strikes	L-37
Buttons, Thumbturns, Coin Turns, Cylinder Turns	L-38
Occupancy Indicators	L-38
Thru-Bolts	L-39
Mounting Posts	L-39
Springs & Spindles	L-39
L Lock Cases	L-40
Miscellaneous Parts	L-41
Classroom Security Function Conversion Kits	L-43
Vandegard Retrofit kit	L-43
Screw Packs	L-44
Special Parts	L-44
Mortise Cylinders	L-45
Allegion Connect Harnesses	L-46
Complete Cylinders	See Cylinders Section
How To Order	Forms & Examples

BAA/ARRA
Contact your local SSC or
Sales Rep. for ordering details

Product Identification



SFIC = Small Format (Best® Style) Interchangeable Core

Finish Codes and Descriptions

Code		Description
605	(US 3)	Bright Brass
606	(US 4)	Satin Brass
609	(US 5)	Antique Brass
612	(US 10)	Satin Bronze
613	(US 10B)	Oil Rubbed Bronze
619	(US 15)	Satin Nickel
625	(US 26)	Bright Chromium Plated
626	(US 26D)	Satin Chromium Plated
626AM	▲	Antimicrobial Coating on Satin Chromium
629	(US 32)	Bright Stainless Steel
630	(US 32D)	Satin Stainless Steel
630AM	▲	Antimicrobial Coating on Satin Stainless Steel
643e	(US 11)	Aged Bronze

Standard Features

Certifications	L/LV9000: ANSI/BHMA Certified A156.13-2012, Series 1000, Grade 1 Operational, Grade 1 Security, UL Listed for 3-hour fire door (except L9076 and L9077). With SFIC Interchangeable Core Cylinders: Grade 2 Security. With SFIC Interchangeable Core Cylinders: Grade 3 Security. L400: ANSI/BHMA Certified A156.36-2010, Grade 1, UL Listed for 3-hour fire door.	
Case Size	L/LV9000: 4 7/16" x 6 1/16" x 1"; L400: 4 7/16" x 3 5/8" x 1"	
Armor Front	L/LV9000: 1 1/4" x 8"; L400: 1 1/4" x 5 9/16"	
Deadbolt	1" Throw stainless steel	
Latchbolt	3/4" Throw stainless steel with anti-friction tongue	
Strike	L/LV9000: 1 1/4" x 4 7/8" Square corner, 1 3/16" lip, box; L400: 1 1/8" x 3 5/8" square corner, box	
Backset	2 3/4"	
Cylinder	6-Pin solid brass, keyed 6-pin, S123 keyway, keyed different (KD)	
Door Range	1 3/4"	
Keys	Two nickel silver cut keys per lock, 6-pin, S123 section	


L · Functions

ANSI/BHMA Certified A156.13-2012, Series 1000, Grade 1 Operational, Grade 1 Security, UL Listed for 3-hour fire door (except L9076 and L9077).

Mortise Locks Non-Keyed

SCHLAGE ANSI

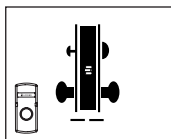
L9010 F01



Passage Latch

Latchbolt retracted by knob/lever from either side at all times. Inside knob/lever is always free for immediate egress.

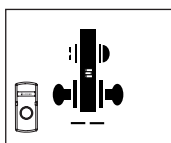
L9040 F22
LV9040



Bath/Bedroom Privacy Lock

Latchbolt retracted by knob/lever from either side unless outside is locked by inside thumbturn. Turning inside knob/lever or closing door unlocks outside knob/lever. To unlock from outside, remove emergency button, insert emergency thumbturn (furnished) in access hole and rotate. Inside knob/lever is always free for immediate egress.

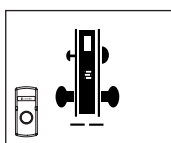
L9044 LV9044



Privacy With Coin Turn Outside

Latchbolt retracted by knob/lever from either side unless outside is locked by inside thumbturn or outside coin turn. Operating inside knob/lever, closing door, rotating inside thumbturn or rotating outside coin turn unlocks outside knob/lever. Specify per L283-056 for Torx® screws. Available with rose trim only.

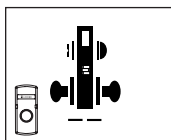
L9440 F19
LV9440



Privacy With Deadbolt

Latchbolt retracted by knob/lever from either side. Deadbolt thrown or retracted by inside thumbturn. Throwing deadbolt locks outside knob/lever. Rotating inside knob/lever simultaneously retracts deadbolt and latchbolt, and unlocks outside knob/lever. To unlock from outside, remove emergency button, insert emergency thumbturn in access hole and rotate. Inside knob/lever is always free for immediate egress.

L9444 LV9444



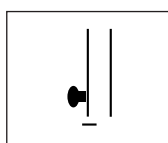
Privacy With Deadbolt and Coin Turn Outside

Latchbolt retracted by knob/lever from either side. Deadbolt thrown or retracted by inside thumbturn or outside coin turn. Throwing deadbolt locks outside knob/lever. Rotating inside knob/lever simultaneously retracts deadbolt and latchbolt, and unlocks outside knob/lever. Rotating outside coin turn retracts deadbolt and unlocks outside knob/lever. Specify per L283-056 for Torx screws. Available with rose trim only. Inside knob/lever is always free for immediate egress.

Mortise Locks Non-Keyed Dummy

SCHLAGE ANSI

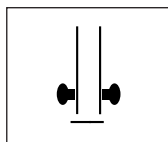
L0170



Half Dummy Trim

Knob/lever on one side fixed by mounting bar. Not for use on wood doors, recommend L9175.

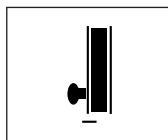
L0172



Full Dummy Trim

Knob/lever on both sides fixed by mounting bar.


L9175



Half Dummy Trim w/ Lock Case

Fixed knob/lever on one side inoperable. Includes lock case and armored front. Options same as L9176 below.

L9176



Full Dummy Trim w/ Lock Case*

Fixed knob/lever on both sides. Includes lock case and blank armor front. May be ordered with optional XL11-743 armored front with cutout to receive deadbolt.

LV- Vandgard function allows exterior lever to rotate freely down, while remaining securely locked.


** In a double door application where the dummy will be used as the strike, order 10-091 Armored Front Strike separately.*

 Messaging indicator available. See options section for details.

Mortise Locks-Keyed

SCHLAGE ANSI


L9050 F04
LV9050



Entrance/Office Lock

Latchbolt retracted by knob/lever from either side unless outside is made inoperative by key outside or by turning inside thumbturn. When outside is locked, latchbolt is retracted by key outside or by knob/lever inside. Outside knob/lever remains locked until thumbturn is returned to vertical or unlocked by key. Auxiliary latch deadlocks latchbolt when door is locked. Inside knob/lever is always free for immediate egress.

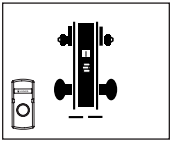
L9056 LV9056



L9050 With Automatic Unlocking

Latchbolt retracted by knob/lever from either side unless outside is made inoperative by key outside or by rotating inside thumbturn. Outside knob/lever unlocked by key outside, thumbturn or closing door. Rotating inside knob/lever simultaneously retracts latchbolt and unlocks outside knob/lever. Auxiliary latch deadlocks latchbolt when door is locked. Inside knob/lever is always free for immediate egress.


L9060 F09
LV9060



Apartment Entrance Lock

Latchbolt retracted by knob/lever from either side unless outside is locked by key from inside. When locked, latchbolt retracted by key outside or knob/lever inside. Auxiliary latch deadlocks latchbolt when door is locked. Inside knob/lever is always free for immediate egress.


L9070 F05
LV9070



Classroom Lock

Latchbolt retracted by knob/lever from either side unless outside is locked by key. Unlocked from outside by key. Inside knob/lever always free for immediate exit. Auxiliary latch deadlocks latchbolt when door is locked. Inside knob/lever is always free for immediate egress.


L9071 F32
LV9071



Classroom Security Lock

Latchbolt retracted by knob/lever from either side unless outside is locked by key from either side. Auxiliary latch deadlocks latchbolt when door is locked. Inside knob/lever is always free for immediate egress.

L9076 F06
LV9076



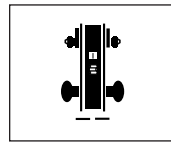
Classroom Holdback Lock

Latchbolt retracted by knob/lever from either side unless outside is locked by key. When locked, latchbolt retracted by key outside or knob/lever inside. Auxiliary latch deadlocks latchbolt when door is locked. Depress inside knob/lever and turn key 360° for holdback feature. Inside lever is always free for immediate egress.

Mortise Locks-Keyed

SCHLAGE ANSI

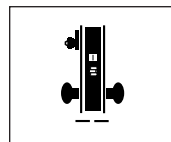
L9077 LV9077



Classroom Security Holdback Lock

Latchbolt retracted by knob/lever from either side unless outside is locked by key from either side. When locked, latchbolt retracted by key outside or knob/lever inside. Auxiliary latch deadlocks latchbolt when door is locked. In locked state, depress inside knob/lever and turn key 360° to engage holdback and unlock door. Inside knob/lever is always free for immediate egress.

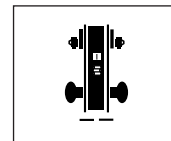
L9080 F07
LV9080



Storeroom Lock

Latchbolt retracted by key outside or by knob/lever inside. Outside knob/lever always inoperative. Auxiliary latch deadlocks latchbolt when door is locked. Inside knob/lever is always free for immediate egress.

L9082 F30
LV9082



Institution Lock*

Latchbolt retracted by key from either side. Knob/lever on both sides always inoperative. Auxiliary latch deadlocks latchbolt when door is locked.

Note: Electrified functions moved to page 158.

LV- Vandgard function allows exterior lever to rotate freely down, while remaining securely locked.

* **Caution:** Double cylinder locks on residences and any door in any structure which is used for egress are a life safety hazard in times of emergency and their use is not recommended. Installation should be in accordance with existing codes only.

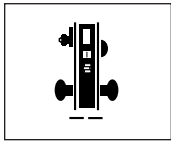
 Messaging indicator available. See options section for details.

this page intentionally left blank

Mortise Locks-Keyed with Deadbolt

SCHLAGE ANSI

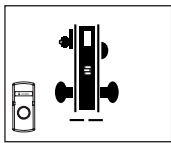
L9453 F20
LV9453



Entrance/Office Lock with Deadbolt

Latchbolt retracted by knob/lever from either side unless outside is locked by 20° rotation of thumbturn. Deadbolt thrown or retracted by 90° rotation of thumbturn. When locked, key outside or knob/lever inside retracts deadbolt and latchbolt simultaneously. Outside knob/lever remains locked until thumbturn is restored to vertical position. Throwing deadbolt automatically locks outside knob/lever. Auxiliary latch deadlocks latchbolt when door is locked. Inside knob/lever is always free for immediate egress.

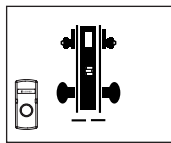
L9456 F13
LV9456



Corridor Lock

Latchbolt retracted by knob/lever from either side. Deadbolt thrown or retracted by key outside or inside thumbturn. Throwing deadbolt locks outside knob/lever. Turning inside knob/lever simultaneously retracts deadbolt and latchbolt and unlocks outside knob/lever. Inside knob/lever is always free for immediate egress.

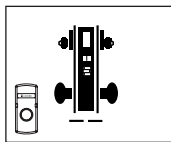
L9457 F33
LV9457



Classroom Security Lock w/ Deadbolt

Latchbolt retracted by knob/lever from either side. Deadbolt thrown or retracted by key from either side. Throwing deadbolt locks outside knob/lever. Turning inside knob/lever simultaneously retracts deadbolt and latchbolt and unlocks outside knob/lever. Inside knob/lever is always free for immediate egress.

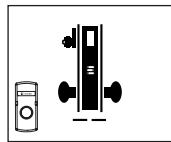
L9458 F34
LV9458



Classroom Security Lock w/ Deadbolt and Auxiliary Latch

Latchbolt operated by lever from either side except when outside lever is lock from inside or outside by key. Deadbolt retracted by key from inside or outside. Operating inside lever retracts both bolts and unlocks outside. Auxiliary deadlatch when door is locked. Inside knob/lever is always free for immediate egress.

L9465



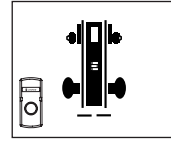
Closet/Storeroom Lock

Latchbolt retracted by knob/lever from either side. Deadbolt thrown or retracted by key outside.

Mortise Locks-Keyed with Deadbolt

SCHLAGE ANSI

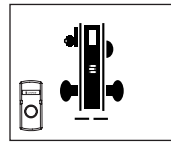
L9466 F14



Store/Utility Room Lock*

Latchbolt retracted by knob/lever from either side. Deadbolt thrown or retracted by key from either side.

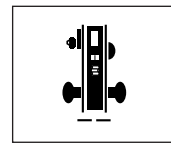
L9473 F21



Dormitory/Bedroom Lock

Latchbolt retracted by knob/lever from either side. Deadbolt thrown or retracted by key outside or thumbturn inside.

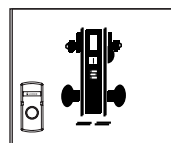
L9480 F14
LV9480



Storeroom Lock With Deadbolt

Latchbolt retracted by key outside or by lever or knob inside. Outside knob/lever always fixed. Deadbolt thrown or retracted by key outside or thumbturn inside. Turning inside knob/lever simultaneously retracts both deadbolt and latchbolt. Auxiliary latch deadlocks latchbolt when door is locked. Inside knob/lever is always free for immediate egress.

L9485 F14
LV9485



Faculty Restroom Lock

Latchbolt retracted by key outside or by knob/lever inside. Outside knob/lever always fixed. Deadbolt thrown or retracted by inside thumbturn. When deadbolt is thrown, all keys become inoperative except emergency or display keys. Turning inside knob/lever retracts both deadbolt and latchbolt simultaneously. Auxiliary latch deadlocks latchbolt when door is locked. Inside knob/lever is always free for immediate egress. Not available in SFIC.

LV- Vandgard function allows exterior lever to rotate freely down, while remaining securely locked.

 Messaging indicator available. See options section for details.

* **Caution:** Double cylinder locks on residences and any door in any structure which is used for egress are a life safety hazard in times of emergency and their use is not recommended. Installation should be in accordance with existing codes only.

**ANSI/BHMA Certified A156.5-2001, Grade 1,
UL Listed for 3-hour fire door.**


Mortise Locks-Keyed Deadbolts

SCHLAGE ANSI

L9460

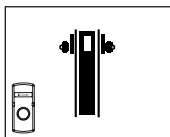
F17

Cylinder x Thumbturn Lock
Deadbolt thrown or retracted by key outside or thumbturn inside.




L9462 **F16**

Double Cylinder Lock*
Deadbolt operated by key from either side.



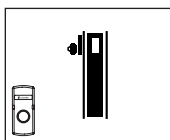
L9463 **F29**

Classroom Lock
Deadbolt thrown or retracted by key from outside. Inside thumbturn cylinder retracts deadbolt but cannot project it.



L9464 **F18**

Cylinder Lock
Deadbolt thrown or retracted by key from one side. No trim on opposite side.



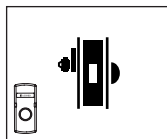
Mortise Locks-Small Case Deadbolts

SCHLAGE ANSI

L460

E06071

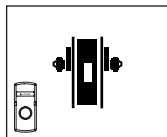
Cylinder x Thumbturn Lock
Deadbolt thrown or retracted by key outside or thumbturn inside.



L462

E06061

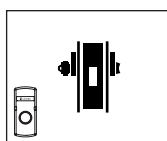
Double Cylinder Lock*
Deadbolt operated by key from either side.



L463

E06091

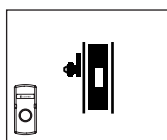
Classroom Lock
Deadbolt thrown or retracted by key from outside. Inside thumbturn cylinder retracts deadbolt but cannot project it.



L464

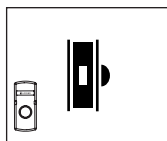
E06081

Cylinder Lock
Deadbolt thrown or retracted by key from one side. No trim on opposite side.



L480

Door Bolt
Deadbolt thrown or retracted by thumbturn from one side. No trim on opposite side.



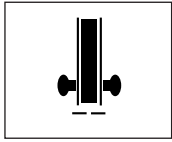
*** Caution:** Double cylinder locks on residences and any door in any structure which is used for egress are a life safety hazard in times of emergency and their use is not recommended. Installation should be in accordance with existing codes only.

 Messaging indicator available. See options section for details.

Special Functions

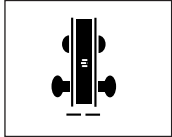
SCHLAGE

L9110 x XL11-741




Double Dummy With Active Trim
Knob/lever both sides always active. Includes lock case and armor front. Specify per XL11-741. May be ordered with optional XL11-743 armor front with cutout to receive deadbolt only.

**L9040 x XL11-446
LV9040**



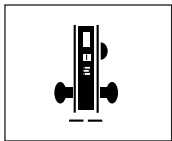
Privacy With Turns Both Sides
Latchbolt retracted by knob/lever from either side unless outside is locked by inside or outside thumbturn. Operating inside knob/lever, closing door or rotating either thumbturn unlocks outside knob/lever. Specify per XL11-446.

L9066 x XL11-897



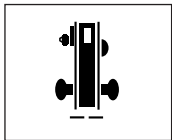
Storeroom Lock*
Key in either cylinder locks or unlocks both levers. When locked, latchbolt retracted by key either side. Specify per XL11-897.

L9412 x XL11-907




Exit Lock With Deadbolt
Latchbolt retracted by knob/lever inside. Outside knob/lever always fixed. Deadbolt thrown or retracted by inside thumbturn. Turning inside knob/lever retracts both deadbolt and latchbolt simultaneously. Auxiliary latch deadlocks latchbolt when door is locked. Specify per XL11-907.

L9460 x XL11-635



L9460 With Fixed Dummy Trim
Knob/lever both sides fixed. Deadbolt thrown or retracted by key outside or thumbturn inside. Specify per XL11-635.

**L9460, L9462,
L9464 x XL11-886**

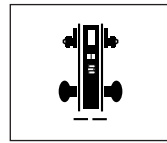


Deadbolt With Retraction By Inside Lever or Knob
L9460: Deadbolt thrown or retracted by key outside or thumbturn inside. Outside knob/lever always fixed. Inside knob/lever active when deadbolt is extended. Rotating inside knob/lever will retract deadbolt.
L9462: Same as above, except deadbolt thrown or retracted by key from either side.
L9464 (shown): Same as above, except deadbolt thrown or retracted by key from one side. Specify desired function per XL11-886.

Special Functions

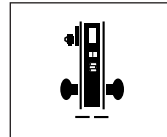
SCHLAGE

**L9482 x XL11-543
LV9482**



Institution Lock With Deadbolt*
Latchbolt retracted by key from either side. Knob/lever on both sides always inoperative. Deadbolt thrown or retracted by key either side. Auxiliary latch deadlocks latchbolt when door is locked. Specify per XL11-543.

L9485 x XL11-557



Prison Function Lock
Latch retracted by key outside or knob inside. Outside knob always free spinning. Deadbolt only thrown or retracted by guard's key. Inside knob becomes fixed when deadbolt is thrown. Auxiliary latch deadlocks latchbolt when door is locked. Prisoner's key only retracts latchbolt. Furnished standard with tamper resistant Torx® screws. Specify per XL11-557. Only available in knob trim.

LV- Vandlgard function allows exterior lever to rotate freely down, while remaining securely locked.

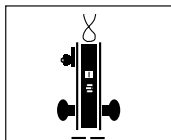
* **Caution:** Double cylinder locks on residences and any door in any structure which is used for egress are a life safety hazard in times of emergency and their use is not recommended. Installation should be in accordance with existing codes only.

Note: 1) For pricing on special functions, see "Special Options" page

L9080EL/EU and L9082EL/EU (Available through end of year 2014)

The L9080EL/EU and L9082EL/EU are being phased out and replaced with the new L909x series of electrified locks, which offer significant improvements in performance and flexibility. The L9080EL/EU and L9082EL/EU will remain available approximately through the end of the 2014. Note that there are no changes to the mechanical (non-electrified) L9080 and L9082 functions.

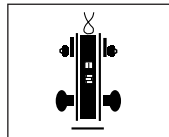
L9080EL LV9080EL L9080EU LV9080EU



Electrically Locking/Unlocking outside lever

Outside knob/lever continuously locked (EL) or unlocked (EU) by 24V AC or DC. Latchbolt retracted by key outside or knob/lever inside. EL is fail safe (power failure allows outside knob/lever to retract latchbolt); EU is fail secure (power failure locks outside knob/lever). Aux latch deadlocks latchbolt when door is locked. Inside knob/lever always free for immediate egress. For RX, specify L283-263 for L functions and L283-238 for LV functions. 5' leads standard

L9082EL L9082EU




Electrically locking/unlocking both levers

Both inside and outside knob/lever continuously locked (EL) or unlocked (EU) by 24V AC or DC. Latchbolt retracted by key either side. EL is fail safe (power failure allows both knob/levers to retract latchbolt); EU is fail secure (power failure locks both inside and outside levers). Aux latch deadlocks latchbolt when door is locked. 5' leads standard.

L909x EL/EU Electrified Locks (Available November 2014)

All locks feature automatic detection and operation with 12 or 24V DC, and a case-mounted switch that allows customer selection of EL (fail safe) or EU (fail secure) operation. Please specify lock function as EL or EU for default switch position. Locks also come standard with Allegion Connect moxex connector with 3" lead. Allegion Connect is a moxex connector system that allows rapid installation of locks when used with Allegion Connect Harnesses (see page 194) and Allegion Connect Hinges (see Ives pricebook). For more information speak with your sales representative. The moxex connector can also be cut off so that the lock can be installed with traditional splicing. Request to Exit is an available option on all electrified functions; specify "RX" in the option string.

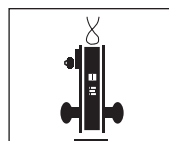
L9090EL L9090EU



Electrically locking/unlocking outside lever, no cylinder

Outside knob/lever continuously locked (EL) or unlocked (EU) by 12 or 24V DC. EL is fail safe (power failure allows outside knob/lever to retract latchbolt); EU is fail secure (power failure locks outside knob/lever). Inside lever always free for immediate egress.


L9093EL L9093EU



Electrically locking/unlocking both levers, Outside cylinder

Inside and outside knob/lever continuously locked (EL) or unlocked (EU) by 12 or 24V DC. Latchbolt retracted by key outside. EL is fail safe (power failure allows either knob/lever to retract latchbolt); EU is fail secure (power failure locks both knobs/levers). Aux latch deadlocks latchbolt when door is locked

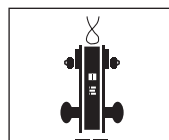
L9091EL L9091EU



Electrically locking/unlocking both levers, no cylinder

Inside and outside knob/lever continuously locked (EL) or unlocked (EU) by 12 or 24V DC. EL is fail safe (power failure allows either knob/lever to retract latchbolt); EU is fail secure (power failure locks both knobs/levers).

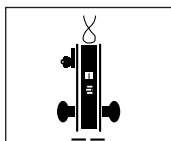
L9094EL L9094EU



Electrically locking/unlocking outside lever, Inside and outside cylinder

Outside knob/lever continuously locked (EL) or unlocked (EU) by 12 or 24V DC. Latchbolt retracted by key inside or outside or knob/lever inside. EL is fail safe (power failure allows outside knob/lever to retract latchbolt); EU is fail secure (power failure locks outside knob/lever). Aux latch deadlocks latchbolt when door is locked. Inside lever always free for immediate egress.

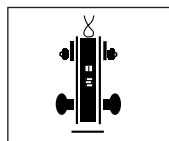
L9092EL L9092EU



Electrically locking/unlocking outside lever, Outside cylinder (replaces L9080EL/EU)

Outside knob/lever continuously locked (EL) or unlocked (EU) by 12 or 24V DC. Latchbolt retracted by key outside or knob/lever inside. EL is fail safe (power failure allows outside knob/lever to retract latchbolt); EU is fail secure (power failure locks outside knob/lever). Aux latch deadlocks latchbolt when door is locked. Inside lever always free for immediate egress.

L9095EL L9095EU




Electrically locking/unlocking both levers, Inside and outside cylinder (replaces L9082EL/EU)

Inside and outside knob/lever continuously locked (EL) or unlocked (EU) by 12 or 24V DC. Latchbolt retracted by key inside or outside. EL is fail safe (power failure allows either knob/lever to retract latchbolt); EU is fail secure (power failure locks both knobs/levers). Aux latch deadlocks latchbolt when door is locked.

LM9300 MultiPoint Lock

For use only with MultiPoint Lock Tornado, Tornado Shutter, Hurricane, or Security solution. Solution requires door and rod set sold through Steelcraft. Please contact your local sales representative for more details. Please specify handing on order (LM9300 handing not field reversible).

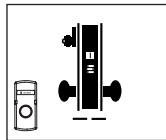
LM9310



Passage Latch

Latchbolt retracted by knob/lever from either side at all times. Inside and outside knob/lever is always free for immediate egress. Auxiliary latch deadlocks latchbolt when door is closed.


**LM9370
LMV9370**



Classroom Lock

Latchbolt retracted by knob/lever from either side unless outside is locked by key. When outside is locked, latchbolt is retracted by key and knob/lever outside or by knob/lever inside. Inside knob/lever is always free for immediate egress. Auxiliary latch deadlocks latchbolt when door is closed.


LM9325



Exit Lock

Latchbolt retracted by knob/lever from inside at all times. No trim on outside. Auxiliary latch deadlocks latchbolt when door is closed.


**LM9371
LMV9371**



Classroom Security Lock

Latchbolt retracted by knob/lever from either side unless outside is locked by key from either side. When outside is locked, latchbolt is retracted by key and knob/lever outside or by knob/lever inside. Inside knob/lever is always free for immediate egress. Auxiliary latch deadlocks latchbolt when door is closed.


**LM9350
LMV9350**



Office and Inner Entry Lock

Latchbolt retracted by knob/lever from either side unless outside is made inoperative by key outside or by turning inside thumbturn. When outside is locked, latchbolt is retracted by key and knob/lever outside or by knob/lever inside. Outside knob/lever remains locked until thumbturn is returned to vertical or unlocked by key. Inside knob/lever is always free for immediate egress. Auxiliary latch deadlocks latchbolt when door is closed.

**LM9380
LMV9380**



Storeroom Lock

Latchbolt retracted by outside knob/lever after key inserted and turned 280° or anytime by inside lever. Auxiliary latch deadlocks latchbolt when door is closed. Inside knob/lever is always free for immediate egress.

 Messaging indicator available. See options section for details.

Cast or Forged Lever Designs with Wrought Roses

MORTISE

L-12

<p>01</p>	<p>02</p>	<p>03</p>	<p>05</p>
<p>06</p> <p>Not available with C Rose</p>	<p>07</p>	<p>12</p> <p>specify hand</p>	<p>17</p>
<p>18</p>	<p>LAT</p>	<p>LON</p>	<p>OME</p>
<p>Accent (ACC)</p> <p>specify hand</p>	<p>Asti (AST)</p> <p>specify hand</p>	<p>Merano (MER)</p> <p>specify hand</p>	<p>St. Annes (STA)</p> <p>specify hand</p>
<p>Ligature Resistant Lever SL1</p>	<p>Ligature Resistant Knob SK1</p>	<p>41</p>	<p>42</p>

Note: Above images shown with A Rose. (except for ligature resistant trim)

Wrought Rose Designs

<p>A</p> <p>2 1/8" (54 mm) diameter</p>	<p>B</p> <p>2 9/16" (65mm) diameter</p>	<p>C (not available 612 or 613 finish)</p> <p>2 5/8" (66mm) diameter</p>	<p>AVA (ACC lever only)</p> <p>2 5/8" (66mm) diameter</p>	<p>MER (MER lever only)</p> <p>2 5/8" (66mm) diameter</p>
--	--	---	--	--

L-Series (A, B or C Rose Trim) - Standard Collection levers

Function	Add \$80 for Vandigard Option	Add \$812 MultiPoint Lock	Description	Lever or Knob Designs and Finishes							
				03	06 07 12 17 OME	03 06 07 12 17 OME	Ligature-Resistant SK1#	Ligature-Resistant SL1#			
				☒: 01, 02, 05, 18, 41, 42, LAT*, LON* ACC☒†, AST☒†, STA☒†, MER☒† * Not available 612, 613 † Not available 612, 613, 629, 630							
Finishes						626	626	605 606 609 612 619 625 643e	613 629 630	630	630

Keyless Functions

L9010		·	Passage	\$441	\$551	\$563	\$581	\$1,341	\$1,561
LM9325			Exit - MultiPoint Lock Only	1297	1407	1419	1437	-	-
L9040		·	Privacy	524	634	646	664	1424	1644
L9044		·	Privacy w/ coin turn	578	688	700	718	-	-
L9090/L9091 EL&EU			Electrified Lock (keyless)	691	801	813	831	1591	1811
L9440		·	Privacy w/ deadbolt	619	729	741	759	1519	1739
L9444		·	Privacy w/ deadbolt and coin turn	672	782	794	812	1572	1792
L0170			Single dummy	141	196	202	212	-	-
L0172			Double dummy	289	399	411	429	-	-
L9175			Single dummy with case	240	295	301	311	-	-
L9176			Double dummy with case	377	487	499	517	-	-

Keyed Single Cylinder Functions

L9050P	·	·	Office and inner entry	\$597	\$707	\$719	\$737	\$1,497	\$1,717
L9056P	·		Office w/ simult. Retraction	661	771	783	801	1561	1781
L9070P	·	·	Classroom	597	707	719	737	1497	1717
L9076P	·		Classroom holdback						
L9080P	·	·	Storeroom	913	1023	1035	1053	1813	2033
L9080PEL	·		Electrically locked						
L9080PEU	·		Electrically unlocked						
L9092P/L9093P EL&EU			Electrified Lock (outside cylinder)	847	957	969	987	1747	1967
L9453P	·		Entrance w/ deadbolt	619	729	741	759	1519	1739
L9456P	·		Corridor w/ deadbolt						
L9465P			Closet/Storeroom w/ deadbolt						
L9473P			Dorm/Bedroom w/ deadbolt						
L9480P	·		Storeroom w/ deadbolt	690	800	812	830	1590	1810
L9485P**	·		Faculty Restroom	661	771	783	801	1561	1781

Keyed Double Cylinder Functions

L9060P	·		Apartment entrance	667	777	789	807	1,567	1,787
L9071P	·	·	Classroom security						
L9077P	·		Classroom security holdback						
L9082P	·		Institution						
L9082PEL			Electrically locked	970	1,080	1,092	1,110	1,870	2,090
L9082PEU			Electrically unlocked						
L9094P/L9095P EL&EU			Electrified Lock (Inside and outside cylinder)	917	1027	1039	1057	1817	2037
L9457P	·		Classroom security w/ deadbolt	688	798	810	828	1,588	1,808
L9458P	·		Classroom security w/ deadbolt & aux latch						
L9466P			Storeroom w/ deadbolt						

** Specify door hand for faculty restroom locks. Faculty Restroom locks are furnished 0-bitted with two 6-pin keys unless otherwise specified. Emergency keys must be ordered separately.

Specify XL11-000 in comments when ordering ligature-resistant knob and XL12-482 when ordering ligature-resistant lever. Price includes lever/knob, thumbturn & cylinder ring as appropriate. Not available less components or cylinders; less core is available. Mixed trim ligature resistant knob and lever available - specify both XL11-000 and XL12-482 in comments.

Notes: 1) For the Everest 29 T and Everest D family of restricted keyways (Quad, Numbered, Reversed) add \$13.50. This does not apply to Primus families. See **Terms and Conditions** for more information.

Cast or Forged Lever Designs with Cast, Forged, or Wrought Escutcheons

MORTISE

L-14

<p>01</p>	<p>02</p>	<p>03</p>	<p>05</p>
<p>06</p>	<p>07</p>	<p>12</p> <p>☞ specify hand</p>	<p>17</p>
<p>18</p>	<p>LAT</p>	<p>LON</p>	<p>OME</p>
<p>Accent (ACC)</p> <p>☞ specify hand</p>	<p>Asti (AST)</p> <p>☞ specify hand</p>	<p>Merano (MER)</p> <p>☞ specify hand</p>	<p>St. Annes (STA)</p> <p>☞ specify hand</p>
<p>41</p>	<p>42</p>	<p>Note: Above images shown with L Escutcheon.</p>	

Cast/Forged (L) or Wrought (N)

<p>L</p> <p>Dimensions: 7 15/16" x 1 3/4" x 7/16" (202mm x 44mm x 11mm)</p>	<p>N</p> <p>Dimensions: 7 7/8" x 2 1/2" x 7/16" (200mm x 64mm x 11mm)</p>
--	--

L-Series (L or N Escutcheon) - Standard Collection Levers						
Function	Add \$80 for Vanguard Option	Add \$812 MultiPoint Lock	Description	Lever or Knob Designs and Finishes		
				Standard Lead time: 03, 06, 07, 12 [☼] , 17, OME		
				☼: 01, 02, 05, 18, 41, 42, LAT*, LON*, ACC ^{☼†} , AST ^{☼†} , MER ^{☼†} , STA ^{☼†}		
				* Not available 612, 613		
				† Not available 612, 613, 629, 630		
				Finishes		
				626	605 606 609 612 619 625 643e	613 629 630
Keyless Functions						
L9010		•	Passage	\$578	\$590	\$608
LM9325			Exit - MultiPoint Lock Only	1,434	1,446	1,464
L9040		•	Privacy	661	673	691
L9090/L9091 EL&EU			Electrified Lock (keyless)	828	840	858
L9440		•	Privacy w/ Deadbolt	756	768	786
L0170			Single Dummy (N Escutcheon Only)	210	216	226
L0172			Double Dummy	426	438	456
L9175			Single Dummy with Case	322	328	338
L9176			Double Dummy with Case	514	526	544
Keyed Single Cylinder Functions						
L9050P		•	Entrance/Office	\$734	\$746	\$764
L9056P		•	Entrance/Office w/ Auto Unlocking	798	810	828
L9070P		•	Classroom	734	746	764
L9076P		•	Classroom Holdback			
L9080P		•	Storeroom			
L9080PEL		•	Electrically Locked	1,050	1,062	1,080
L9080PEU		•	Electrically Unlocked			
L9092P/L9093P EL&EU			Electrified Lock (outside cylinder)	984	996	1014
L9453P		•	Entrance/Office w/ Deadbolt	756	768	786
L9456P		•	Corridor w/ Deadbolt			
L9465P			Closet/Storeroom w/ Deadbolt			
L9473P			Dorm/Bedroom w/ Deadbolt			
L9480P		•	Storeroom w/ Deadbolt	827	839	857
L9485P**		•	Faculty Restroom	798	810	828
Keyed Double Cylinder Functions						
L9060P		•	Apartment Entrance	\$804	\$816	\$834
L9071P		•	Classroom Security			
L9077P		•	Classroom Security Holdback			
L9082P		•	Institution	1,107	1,119	1,137
L9082PEL			Electrically Locked			
L9082PEU			Electrically Unlocked			
L9094P/L9095P EL&EU			Electrified Lock (Inside and outside cylinder)	1054	1066	1084
L9457P		•	Classroom Security w/ Deadbolt	825	837	855
L9458P		•	Classroom Security w/ Deadbolt & Aux Latch			
L9466P			Storeroom w/ Deadbolt	804	816	834
	**	Specify door hand for faculty restroom locks. Faculty restroom locks are furnished 0-bitted with two 6-pin keys unless otherwise specified. Emergency keys must be ordered separately.				

- Notes:**
- 1) For the Everest 29 T and Everest D family of restricted keyways (Quad, Numbered, Reversed) add \$13.50. This does not apply to Primus families. See **Terms and Conditions** for more information.
 - 2) Prices listed are for both full face and concealed cylinder escutcheon trim (available L Escutcheon only; specify on order).
 - 3) Add \$20.00 per cylinder for concealed cylinder ('C' Suffix). Available L escutcheon only.

MORTISE

L-16

Cast or Forged Lever Designs with Wrought Roses

<p>M51</p>	<p>M52</p>	<p>M53</p>
<p>M54</p>	<p>M55</p>	<p>M56</p>
<p>M57</p>	<p>M61</p> <p>☞ specify hand</p>	<p>M62</p> <p>☞ specify hand</p>
<p>M63</p> <p>☞ specify hand</p>	<p>M81</p>	<p>M82</p>
<p>M83</p> <p>☞ specify hand</p>	<p>M84</p> <p>☞ specify hand</p>	<p>M85</p> <p>☞ specify hand</p>

Wrought Rose Designs

<p>A</p> <p>2 1/8" (54 mm) diameter</p>	<p>B</p> <p>2 9/16" (65mm) diameter</p>	<p>C (not available 612 or 613 finish)</p> <p>2 5/8" (66mm) diameter</p>
--	--	---

Note: Above images shown with A Rose.

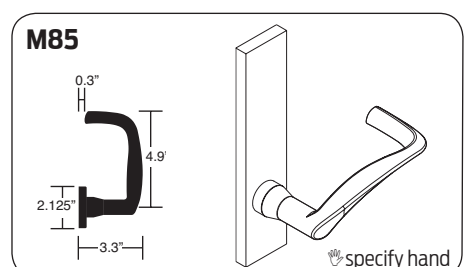
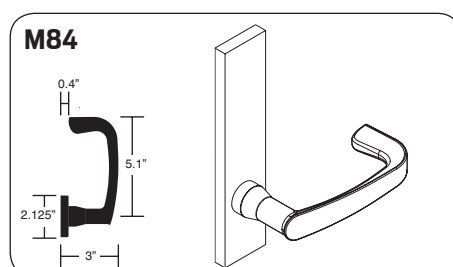
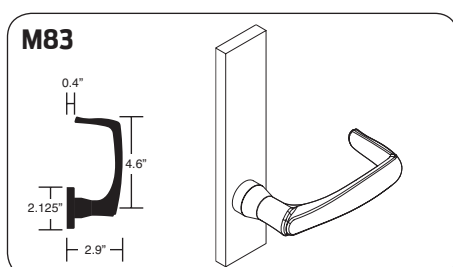
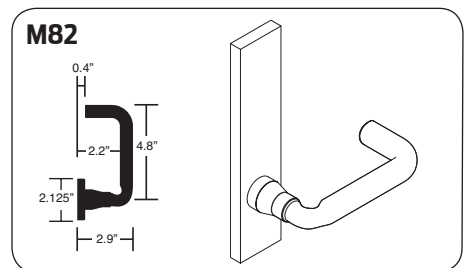
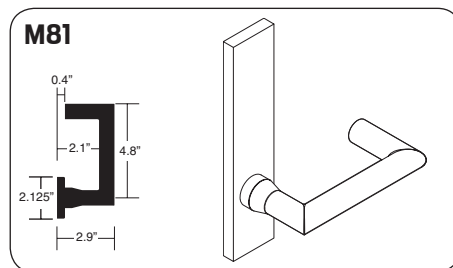
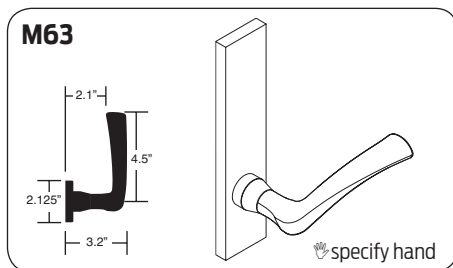
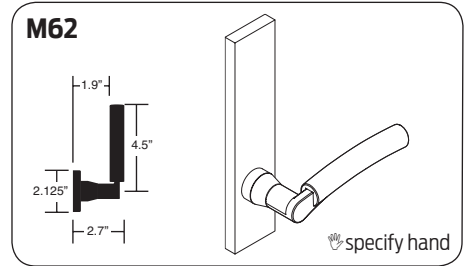
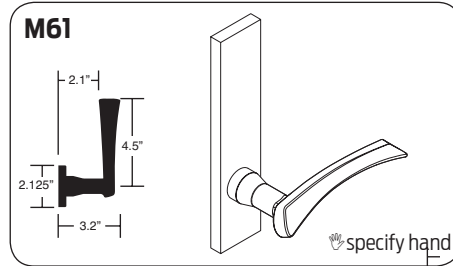
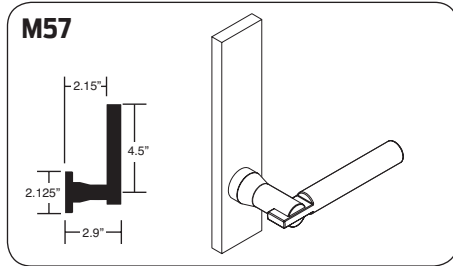
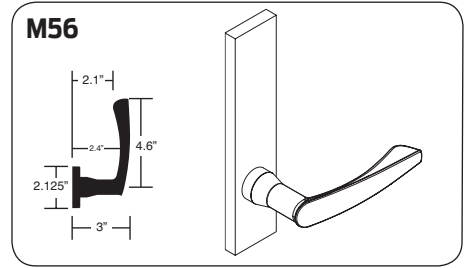
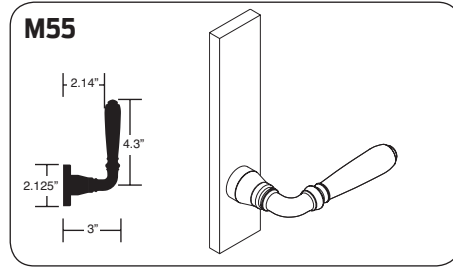
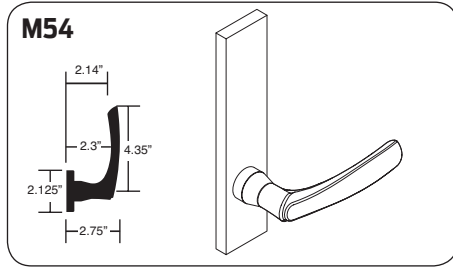
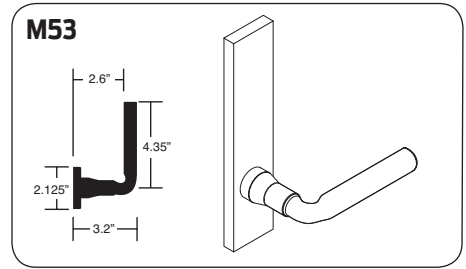
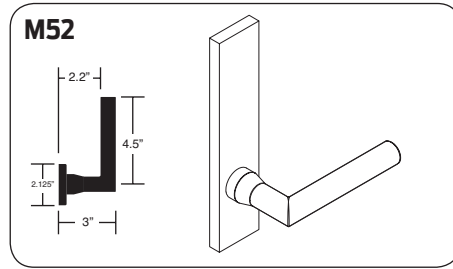
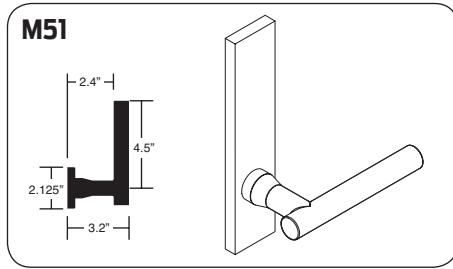
L-Series (A, B or C Rose Trim) - M Collection Levers				
Function	Add \$80 for Vandgard Option	Add \$812 MultiPoint Lock	Description	Lever Designs
				Standard Lead time: M51, M52, M81 ☒: M54, M56, M61☒, M63☒, M83, M84, M85 ☒: Available 05/2014: M53, M55, M57†, M62☒†, M82 † Available 629 and 630 only
				Finishes
				605 606 609 619 625 626 629 630 643e
Keyless Functions				
L9010		.	Passage	\$581
LM9325			Exit - MultiPoint Lock Only	1,437
L9040	.		Privacy	664
L9044	.		Privacy w/ Coin Turn	718
L9090/L9091 EL&EU			Electrified Lock (keyless)	831
L9440	.		Privacy w/ Deadbolt	759
L9444	.		Privacy w/ Deadbolt and Coin Turn	812
L0170			Single Dummy	212
L0172			Double Dummy	429
L9175			Single Dummy with Case	311
L9176			Double Dummy with Case	517
Keyed Single Cylinder Functions				
L9050P	.	.	Entrance/Office	\$737
L9056P	.		Entrance/Office w/ Auto Unlocking	801
L9070P	.	.	Classroom	
L9076P	.		Classroom Holdback	737
L9080P	.	.	Storeroom	
L9080PEL	.		Electrically Locked	
L9080PEU	.		Electrically Unlocked	1,053
L9092P/L9093P EL&EU			Electrified Lock (outside cylinder)	987
L9453P	.		Entrance/Office w/ Deadbolt	
L9456P	.		Corridor w/ Deadbolt	
L9465P			Closet/Storeroom w/ Deadbolt	759
L9473P			Dorm/Bedroom w/ Deadbolt	
L9480P	.		Storeroom w/ Deadbolt	830
L9485P**	.		Faculty Restroom	801
Keyed Double Cylinder Functions				
L9060P	.		Apartment Entrance	
L9071P	.	.	Classroom Security	
L9077P	.		Classroom Security Holdback	\$807
L9082P	.		Institution	
L9082PEL			Electrically Locked	
L9082PEU			Electrically Unlocked	1,110
L9094P/L9095P EL&EU			Electrified Lock (Inside and outside cylinder)	1057
L9457P	.		Classroom Security w/ Deadbolt	
L9458P	.		Classroom Security w/ Deadbolt & Aux Latch	828
L9466P			Storeroom w/ Deadbolt	807
**	Specify door hand for faculty restroom locks. Faculty restroom locks are furnished 0-bitted with two 6-pin keys unless otherwise specified. Emergency keys must be ordered separately.			

Notes: 1) For the Everest 29 T and Everest D family of restricted keyways (Quad, Numbered, Reversed) add \$13.50. This does not apply to Primus families. See **Terms and Conditions** for more information.

Cast or Forged Lever Designs with Cast, Forged, or Wrought Escutcheons

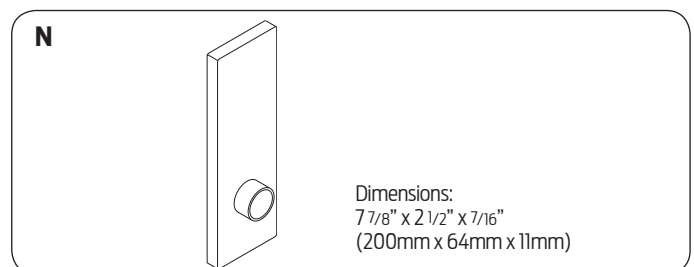
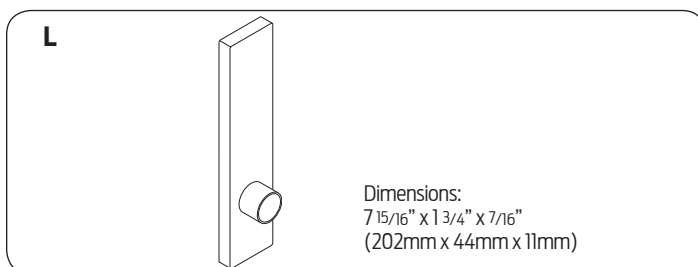
MORTISE

L-18



Cast/Forged (L) or Wrought (N)

Note: Above images shown with L escutcheon.



L-Series (L or N Escutcheon Trim) - M Collection Levers				
Function	Add \$80 for Vandigard Option	Add \$812 MultiPoint Lock	Description	Lever Designs
				Standard Lead time: M51, M52, M81 ☒: M54, M56, M61☒, M63☒, M83, M84, M85 ☒: Available 05/2014: M53, M55, M57†, M62☒†, M82 † Available 629 and 630 only
				Finishes
				605 606 609 619 625 626 629 630 643e
Keyless Functions				
L9010		.	Passage	\$608
LM9325			Exit - MultiPoint Lock Only	1,464
L9040		.	Privacy	691
L9090/L9091 EL&EU			Electrified Lock (keyless)	858
L9440		.	Privacy w/ Deadbolt	786
L0170			Single Dummy (N Escutcheon only)	226
L0172			Double Dummy	456
L9175			Single Dummy with Case	338
L9176			Double Dummy with Case	544
Keyed Single Cylinder Functions				
L9050P	.	.	Entrance/Office	\$764
L9056P	.		Entrance/Office w/ Auto Unlocking	828
L9070P	.	.	Classroom	
L9076P	.		Classroom Holdback	764
L9080P	.	.	Storeroom	
L9080PEL	.		Electrically Locked	
L9080PEU	.		Electrically Unlocked	1,080
L9092P/L9093P EL&EU			Electrified Lock (outside cylinder)	1014
L9453P	.		Entrance/Office w/ Deadbolt	
L9456P	.		Corridor w/ Deadbolt	
L9465P			Closet/Storeroom w/ Deadbolt	786
L9473P			Dorm/Bedroom w/ Deadbolt	
L9480P	.		Storeroom w/ Deadbolt	857
L9485P**	.		Faculty Restroom	828
Keyed Double Cylinder Functions				
L9060P	.		Apartment Entrance	
L9071P	.	.	Classroom Security	
L9077P	.		Classroom Security Holdback	\$834
L9082P	.		Institution	
L9082PEL			Electrically Locked	
L9082PEU			Electrically Unlocked	1,137
L9094P/L9095P EL&EU			Electrified Lock (Inside and outside cylinder)	1084
L9457P	.		Classroom Security w/ Deadbolt	
L9458P	.		Classroom Security w/ Deadbolt & Aux Latch	855
L9466P			Storeroom w/ Deadbolt	834
** Specify door hand for faculty restroom locks. Faculty Restroom locks are furnished 0-bitted with two 6-pin keys unless otherwise specified. Emergency keys must be ordered separately.				

- Notes:**
- 1) For the Everest 29 T and Everest D family of restricted keyways (Quad, Numbered, Reversed) add \$13.50. This does not apply to Primus families. See **Terms and Conditions** for more information.
 - 2) Prices listed are for both full face and concealed cylinder escutcheon trim (available L Escutcheon only; specify on order).
 - 3) Add \$20.00 per cylinder for concealed cylinder ('C' Suffix). Available L escutcheon only.

this page intentionally left blank

this page intentionally left blank

MORTISE

L-22

Commercial Lever Suite					
Standard Levers					
L Mortise	LT Tubular	ND Cylindrical	AL Cylindrical	S Tubular	33A/35A, 94/95, 98/99 Exit Devices (Von Duprin)
01	01				01
02	02				02
03	03	Tubular			03
05	05				05
06	06	Rhodes	Saturn	Saturn	06
07	07	Athens	Jupiter	Jupiter	07
12	12				12
17	17	Sparta	Neptune	Neptune	17
18	18				18
Latitude	Latitude				Latitude
Longitude	Longitude				Longitude
Omega	Omega	Omega	Omega		16
Asti	Asti			Flair	Asti
Merano	Merano				Merano
Accent	Accent				Accent
St Annes	St Annes				St Annes

M Collection Levers		
L Mortise	LT Tubular	33A/35A, 94/95, 98/99 Exit Devices (Von Duprin)
M51	M51	M51
M52	M52	M52
M53	M53	M53
M54	M54	M54
M55	M55	M55
M56	M56	M56
M57	M57	M57
M61	M61	M61
M62	M62	M62
M63	M63	M63
M81	M81	M81
M82	M82	M82
M83	M83	M83
M84	M84	M84
M85	M85	M85

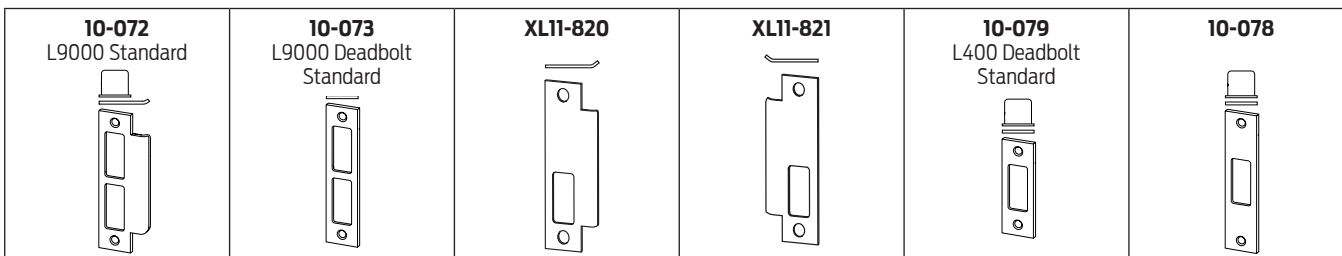
L9000-Series Deadbolt Locks					Ligature-Resistant Trim*
		Finishes			
Part Number	Description	626	605 606 609 612 619 625 643	613 629 630	630
Keyed					
L9460P	Single cylinder outside, turn inside	\$350	\$356	\$366	\$669
L9462P	Double cylinder	425	431	441	629
L9463P [✎]	Single cylinder outside, classroom turn inside	425	431	441	-
L9464P	Single cylinder outside, blank inside	289	295	305	399
For the Everest 29 T and Everest D family of restricted keyways (Quad, Numbered, Reversed) add \$13.50. This does not apply to Primus families. See Terms and Conditions for more information.					

L400-Series Deadbolt Locks					Ligature-Resistant Trim*
		Finishes			
Part Number	Description	626	605 606 609 612 619 625 643	613 629 630	630
Keyed					
L460P	Single cylinder outside, turn inside	\$231	\$237	\$247	\$549
L462P	Double cylinder	272	278	288	476
L463P [✎]	Single cylinder outside, classroom turn inside	272	278	288	-
L464P	Single cylinder outside, blank inside	223	229	239	333
Keyless					
L480	Door bolt	\$192	\$198	\$208	\$417
For the Everest 29 T and Everest D family of restricted keyways (Quad, Numbered, Reversed) add \$13.50. This does not apply to Primus families. See Terms and Conditions for more information.					

Cylinder Adjustments		
Specify	Description	Lock Price Adjustment
Full Size Interchangeable Core (FSIC)		
R Suffix	Full size core (furnished 1-bitted w/ two 6-pin keys unless otherwise specified)	\$59.00
J Suffix	Less full size core	N/C
Full Size Construction Core		
T Suffix	Full size construction core (assessed handling charge 50-231 per core)	\$59.00
Small Format Interchangeable Core (SFIC) (Not available with Hotel Functions L9485 or L9486)		
GD Suffix	Everest patented core (specify key symbol; see Terms & Conditions for more details)	\$67.00
BD Suffix	Less small format core	N/C
Small Format Construction Core & Disposable Core		
HD Suffix	Small format construction core (assessed handling charge 50-231 per core)	\$35.00
BDC Suffix	Small format disposable core	N/C
Construction Core Handling Charge		
50-231	Handling charge for construction core (assessed per core, non-refundable)	\$8.30
Notes	Control keys are not furnished with locks and must be purchased separately. See Keys & Keying . Interchangeable cores are not available with concealed cylinders.	
Ordering instructions: Add suffix to lock function. Ex: L9050J (L9050 function less full size core)		

Primus / Primus XP - available through specific channels based on security levels. See Terms & Conditions for details.		
Specify	Description	Lock Price Adjustment
Full-Face Primus Cylinders		
L Suffix	Order lock less cylinder; order Primus cylinder 20-787 or 20-793 separately	-\$68 per cylinder
20-787	Full-face Primus cylinder w/ compression ring & spring (for use with rose trim)	130.00
20-793	Full-face Primus cylinder only (for use with escutcheon trim)	123.00
Concealed Primus Cylinders		
W Suffix	Order lock less concealed cylinder; order Primus cylinder 20-589 separately	\$21.00
20-589	Concealed Primus cylinder (for use with L escutcheon w/ concealed cylinder only)	164.00
Full-Size Interchangeable Primus Core		
J Suffix	Order lock less full size core; order full-size Primus core 20-740 separately	N/C for J Suffix
20-740	Full-size interchangeable Primus core	\$122.00
Notes	Primus not available for Faculty Restroom function (L9485, L9486)	
Ordering instructions: Add suffix to lock function, order Primus cylinder separately. Ex: L9050W (L9050 function less concealed cylinder) order 20-589 on separate line.		

Armor Fronts, L9000 & L400-Series		
Specify	Description	Lock Price Adjustment
1 1/4" Wide (Standard armor size for 1 3/4" and larger door thicknesses)		
09-661	Blank (L9175, L9176)	N/C
09-662	Latch only (L9010, L9040, L9044)	
09-663	Latch x aux latch (L9050, L9056, L9060, L9070, L9071, L9080, L9082)	
09-713	Latch x aux latch (L9076, L9077)	
09-664	Latch x deadbolt (L9444, L9456, L9457, L9465, L9466, L9473, L9496)	
09-665	Deadbolt (L9460, L9462, L9463, L9464)	
09-666	Latch x aux latch x deadbolt (L9453, L9458, L9480, L9485, L9486)	
09-717	Deadbolt armor (L460, L462, L463, L464, L480, L496)	
1 1/16" Wide (recommended armor size for doors thinner than 1 3/4", including 1 3/8" doors)		
09-667	Blank (L9175, L9176)	N/C
09-668	Latch only (L9010, L9040, L9044)	
09-669	Latch x aux latch (L9050, L9056, L9060, L9070, L9071, L9080, L9082)	
09-718	Latch x aux latch (L9076, L9077)	
09-670	Latch x deadbolt (L9444, L9456, L9457, L9465, L9466, L9473, L9496)	
09-671	Deadbolt (L9460, L9462, L9463, L9464)	
09-672	Latch x aux latch x deadbolt (L9453, L9458, L9480, L9485, L9486)	
Ordering instructions: Specify on order only if requesting other than default.		



Strikes, L9000 and L400 Series		
Specify	Description	Lock Price Adjustment
Strikes, L9000 Series		
10-072	1 1/4" x 4 7/8" square corner strike + box, 1 3/16" lip length, standard L9000 strike	N/C
10-072 xx	1 1/4" x 4 7/8" square corner strike + box; specify lip length (xx) as 7/8", 1" or 1 1/2"	
10-072 xx	1 1/4" x 4 7/8" square corner strike + box; specify lip length (xx) as 1 3/4" or 2"	
10-073	Deadbolt lock strike, standard for L9460, L9462, L9463 and L9464	N/C
10-075	1/2" rabbeted strike	86.50
37-015	Door frame strike reinforcer (finish not applicable)	N/C
XL11-820	One hole strike for latching functions, RH & LHR doors	10.70
XL11-821	One hole strike for latching functions, LH & RHR doors	
Strikes, L400 Series		
10-078	1 1/4" x 4 7/8" square corner strike + box	N/C
10-079	1 1/8" x 3 1/2" square corner strike + box, ANSI 115.5 prep, standard L400 strike	
Ordering instructions: Specify on order only if requesting other than default.		

MORTISE
L-26

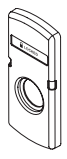



















Locks Less Components		
Description	Specify	Lock Price Adjustment
Less each knob or lever	LLL for knob/lever design Example: L9050P LLL/03A x 03A	-\$22.00
Less each rose or escutcheon	LLL for rose/escutcheon design Example: L9050P 03A x 03A/LLL	-22.00
Less complete trim one side*	LLL for complete trim outside Example: L9050P LLL x 03A	-44.00
Less full face cylinder (rose trim)	L suffix Example: L9050L 03A	-68.00 per cylinder
Less full face cylinder	L suffix Example: L9050L 03L	-60.00 per cylinder
Less concealed cylinder (L escutcheon only)	W suffix Example: L9050W 03L	-60.00 per cylinder
Less hotel cylinder (rose trim)	L suffix, Faculty Restroom Function (L9485 or L9486) Example: L9485L 03A	-99.00
Less hotel cylinder (escutcheon trim)	L suffix, Faculty Restroom Function (L9485 or L9486) Example: L9485L 03L	-94.00
Less armor front	LLL for armor front Example: L9050P 03A 626 LLL 10-072	-13.50
Less strike	LLL for strike Example: L9050P 03A 612 09-663 LLL	-10.50
Less complete trim both sides	LLL for complete trim both sides Example: L9050L LLL 626 LLL 626 09-663 LLL Lock case and armor front only	Sum of applicable deducts, use 06A design and specified finish for base price.
* L283-150 furnished to mount inside trim when lock is ordered less outside trim for rose designs only. Add \$32.20 per lock.		

Note: 1) L-Series locks ordered less all components are furnished as lock cases. See L Parts: Lock Cases.
 2) Not available with anti-ligature knob (SK1, XL11-000 option) or anti-ligature lever (SL1, XL12-482 option).

Locks Less Lock Case (Trim Kits)		
Function	Specify	Lock Price Adjustment
L9010	Function, design, finish, LLL for armor, LLL for strike and "less lock case" Example: L9010 03A 626 LLL LLL, less lock case	-\$141.00
L9040, L9044, L9440, L9444		-176.00
L9050, L9056, L9070, L9076, L9080	Function less cylinder (use L suffix), design, finish, LLL for armor, LLL for strike, and "less lock case" Example: L9050L 06L 613 LLL LLL, less lock case	-237.00
L9453, L9456, L9465, L9473, L9480, L9485, L9486, L9486 "Occupied", L9496		-257.00
L9060, L9071, L9077, L9082, L9457, L9466		-289.00

Notes: 3) Locks less lock case are furnished less cylinder(s), armor front, and strike. Included are complete sets of outside and inside trim with spring cages, spindles, mounting screws and thru-bolts as required for the function specified.
 4) Deductions are applied to complete lock prices.
 5) Not available with SK1, XL11-000 anti-ligature knob trim or SL1, XL12-482 anti-ligature lever trim.

Non Standard Door Thickness		
Specify	Description	Lock Price Adjustment
Keyless Functions		
1 3/8"	1 3/8" door thickness (not available with LV (Vandlgard) functions)	N/C
thickness & how applied (xx)	For > 1 3/4" - 2 1/2" thick doors, specify (xx) Extended Inside (EI), Outside (EO), Equally (EE) or Differently (ED)	\$82.00
	For > 2 1/2" - 4" thick doors, specify (xx) Extended Inside (EI), Outside (EO), Equally (EE) or Differently (ED)	
Single Cylinder Functions		
1 3/8"	1 3/8" door thickness (not available with LV (Vandlgard) functions)	N/C
thickness & how applied (xx)	For > 1 3/4" - 2 1/2" thick doors	\$82.00
	For > 2 1/2" - 4" thick doors - specify (xx) Extended Inside (EI)	
	For > 2 1/2" - 4" thick doors - specify (xx) Extended Outside (EO), Equally (EE), or Differently (ED)	
Double Cylinder Functions		
1 3/8"	1 3/8" door thickness (not available with LV (Vandlgard) functions)	N/C
thickness & how applied (xx)	For > 1 3/4" - 2 1/2" thick doors	\$400.00
	For > 2 1/2" - 4" thick doors - specify (xx) Extended Inside (EI) or Extended Outside (EO)	
	For > 2 1/2" - 4" thick doors - specify (xx) Extended Equally (EE) or Extended Differently (ED)	
L400 Deadbolt Functions		
Thickness	For 1 3/4" - 3" thick doors, Extended Equally only	N/C
Notes	Price keyed locks less cylinders (L or W suffix) same as keyless locks	
	Locks furnished Extended Equally unless otherwise specified	
	Locks w/ N Escutcheon only available for 1 3/4" - 2 3/8" thick doors	
	Locks with small format interchangeable cores (BD, BDC, GD, HD suffix) only available for 1 3/8" - 2 1/4" thick doors	
	L9463 function is only available for doors up to 3 5/8" thick extended equally	
	LV (Vandlgard) option only available for 1 3/4" - 3" thick doors	
	Ligature resistant knob (SK1) and lever (SL1) only available on 1 3/4" doors	
Ordering instructions: Include thickness and how extended in order. EX - L9050P 03A 626 2" EE (L9050P function, 03A trim, 626, for 2" door extended equally).		

Sectional Indicator 	N Escutcheon Indicator 	Available Messages LOCKED/OCCUPIED/DO NOT DISTURB/ lock symbol is white text on red background UNLOCKED/VACANT/unlocked symbol is black text on white background								
<table border="1" style="width: 100%; border-collapse: collapse;"> <tr> <td style="text-align: center;">  LOCKED </td> <td style="text-align: center;">  OCCUPIED </td> <td style="text-align: center;">DO NOT DISTURB</td> <td style="text-align: center;">  </td> </tr> <tr> <td style="text-align: center;">  UNLOCKED </td> <td style="text-align: center;">  VACANT </td> <td></td> <td style="text-align: center;">  </td> </tr> </table>			 LOCKED	 OCCUPIED	DO NOT DISTURB		 UNLOCKED	 VACANT		
 LOCKED	 OCCUPIED	DO NOT DISTURB								
 UNLOCKED	 VACANT									

Indicators (for Sectional (rose) or N Escutcheon Trim)

Specify	Description	Lock Price Adjustment
Inside indicators: Available for L/LV9040, 9044, 9050, 9056, 9060, 9071, 9440, 9444, 9456, 9457, 9458, 9460, 9462, 9463, 9466, 9473, 9485, 9350, 9371, 460, 462, 463, 480		
L283-711	LOCKED/UNLOCKED indicator for inside of door	\$90.00
L283-712	VACANT/OCCUPIED indicator for inside of door	\$90.00
L283-713	DO NOT DISTURB indicator for inside of door	\$90.00
L283-714	symbols only indicator for inside of door	\$90.00
Outside indicators: L/LV9040, 9044, 9050, 9056, 9060, 9070, 9071, 9440, 9444, 9456, 9457, 9458, 9460, 9462, 9463, 9464, 9465, 9466, 9473, 9485, 9350, 9370, 9371, 460, 462, 463, 464		
L283-721	LOCKED/UNLOCKED indicator for outside of door	\$90.00
L283-722	VACANT/OCCUPIED indicator for outside of door	\$90.00
L283-723	DO NOT DISTURB indicator for outside of door	\$90.00
L283-724	symbols only indicator for outside of door	\$90.00
Notes:	1) Indicators available in all finishes except 612 and 613 2) Sectional indicators available for cylinder only until Q4 2014 3) Indicator option available either inside or outside of door only. 4) Cylinder and sectional indicators require additional door preparation.	
Ordering instructions: add part number under "Additional Details" section of order. EX: L9050P 06N 626 L283-711 adds indicator to the inside (thumbturn side) of lock		

Tamper Resistant Torx® Screws

Specify	Description	Lock Price Adjustment
Torx Screws	Torx screws - compatible with armor, strike, rose trim, thumbturns, L escutcheon trim (1 3/4" doors only)	\$17.70
Torx Screws + XL11-848	Torx screws for armor, strike, and N escutcheon trim (1 3/4" doors only)	
Ordering instructions: include in order under "Additional Details".		

Tactile Warning

Specify	Description	Lock Price Adjustment
'8' lever prefix	Tactile warning applied to outside lever; available on 01, 003, 05, 06, 07, 12, 17, M51, M52, M81 lever designs	\$38.30
Ordering instructions: Preface lever design code with 8. EX - 803, for 03, 806 for 06, 851 for M51, etc.		

ADA Thumbturn*

Specify	Description	Lock Price Adjustment
L583-363	ADA Disability thumbturn option	\$13.50
* Available w/ all thumbturn functions except L9463 and L463. Not available with ligature-resistant knob (SK1) or lever (SL1)		
Ordering instructions: include in order under "Additional Details".		

Folger Adam Co® Lever Trak™

Specify	Description	Lock Price Adjustment
503 Lever Design	Modified inside and outside 03 lever for Folger Adam Co.® Lever Trak™. Available rose trim only, not available 629 or 630 finish.	\$83.60
Ordering instructions: Specify lever design as 503.		

Special Options - NOT SUBJECT TO STANDARD DISCOUNT TERMS		
Specify	Description	Lock Price Adjustment
XL11-422	Nylon latchbolt insert, for use with electric strikes	\$60.10
XL11-446	L9040 with thumbturn both sides (not available with N escutcheon trim)	61.30
XL11-543	L9482 (L9082 with deadbolt)	L9082 + 102.00
XL11-557	L9485 prison function lock. Latch retracted by key outside or knob inside. Outside knob always free spinning. Deadbolt only thrown or retracted by guard's key. Inside knob becomes fixed when deadbolt thrown. Prisoner's key only retracts latchbolt. Furnished standard with Torx® screws	164.00
XL11-635	L9460 with fixed double dummy trim	Same as L9456
XB11-720	L9463 or L463 with B100-series style thumbturn	33.60
XL11-741	L9110 active double dummy trim	Same as L9010
XL11-743	Armor front with cutout to receive deadbolt only, for use with dummy functions	73.80
XL11-886	L9460 with trim. Inside knob or lever retracts deadbolt. Outside knob or lever fixed.	Same as L9456
XL11-886	L9462 with trim. Inside knob or lever retracts deadbolt. Outside knob or lever fixed.	Same as L9082
XL11-886	L9464 with trim. Inside knob or lever retracts deadbolt. Outside knob or lever fixed.	Same as L9456
XL11-907	L9412 exit lock with deadbolt for escutcheon designs only	Same as L9080
XL11-897	L9066 storeroom lock, latchbolt retracted by key either side	L9060 + 16.30
Ordering instructions: Add XL/XB number under "Additional Details" section of order.		

Antimicrobial Coating		
Specify	Description	Lock Price Adjustment
626AM or 630AM	Rose Trim: Adds silver-ion based anti-microbial coating to inside lever, bushing, rose & thumbturn and outside lever, bushing, rose, cylinder ring, and cylinder faceplate	\$40.80
626AM or 630AM	Escutcheon Trim: Adds silver-ion based anti-microbial coating to inside lever, bushing, escutcheon & thumbturn and outside lever, bushing, escutcheon, and cylinder face plate	
Ordering instructions: Specify finish as either 626AM or 630AM.		

Lead Lining		
Specify	Description	Lock Price Adjustment
XL11-515	Lead lining, 1/8" thick installed on L9000 mortise lock case cover	\$284.00
XL12-216	Lead lining, 1/8" thick installed on L400 mortise deadbolt case cover	
Ordering instructions: add lock handing and appropriate XL # to order. EX: L9050P 03A 626 RH XL11-515 (L9050P, 03A trim, 626, Right Handed, Lead Lining).		

Request to Exit (RX) and Latch Monitoring		
Specify	Description	Lock Price Adjustment
Request to Exit - L909x Functions		
RX	Request to Exit option for L909x series electrified mortise locks.	\$150.00
Request to Exit - L908x functions		
L283-263	RX added to standard L function; available L9010, L9050, L9070, L9071, L9076, L9077, L9080, L9080EU/EL, L9082EU/EL, L9056, L9060, L9496, L9453, L9456, L9457, L9485	\$255.00
L283-239	RX added to Vandlgard LV function; available LV9050, LV9070, LV9071, LV9076, LV9077, LV9080, LV9080EU/EL, LV9056, LV9060, LV9453, L9V456, LV9457, LV9485	
Latchbolt Monitor - L908x functions		
XL12-245	Latchbolt Monitor for L9080PEL. Includes RX	\$475.00
XL12-246	Latchbolt Monitor for L9080PEU. Includes RX	
Ordering instructions: include in order under "Additional Details".		

Features

The Schlage Distributor Pack stocking program provides “flexible inventory” for the L-Series mortise lock. The Distributor Pack combines the versatile Schlage mortise lock with a variety of knob or lever options and finishes all for the same list price as a complete lockset. This allows you to maximize your mortise lock inventory dollars and meet your changing customer requirements.

The Distributor Pack is also easy to use. By combining a few different component parts, you can build a complete Schlage mortise lock.

How to Build a Mortise Lock with the Schlage Distributor Pack

- STEP 1: Choose lock case required. Schlage mortise cases must be ordered in multiples of 10 units each. (Quantity of 1 = 1 lock case.)
- STEP 2: Choose the knob/lever and rose/escutcheon trim designs and finishes. Order one design and finish in multiples of 4 or 10 units each. (Quantity of 1 = 1 set of outside and inside trim.)
- STEP 3: Choose the armor front.
(Quantity of 1 = 10 armor fronts, packed 10 to a box)
- STEP 4: Choose the strike.
(Quantity of 1 = 10 strikes, packed 10 to a box)
- STEP 5: Choose the cylinder (if required).
(Quantity of 1 = 10 cylinders, packed 10 to a box)

These are the only component parts required to build a Schlage mortise lock. With five easy steps you can build your mortise inventory to be flexible and to respond quickly to your customers.

Miscellaneous parts in bulk quantities are also available for Schlage mortise locks with the Distributor Pack Program. (See page **L-34** for availability.)

Product Identification

Functions Available

Function	Description
L9010B	Passage
L9040B	Privacy
L9050LB	Entrance/Office
L9056LB	Entrance/Office w/ Auto Unlocking
L9070LB	Classroom
L9080LB	Storeroom
L9082LB	Institution
L9453LB	Entrance
L9456LB	Corridor
L9465LB	Closet/Storeroom
L9473LB	Dormitory/Bedroom
L9480LB	Storeroom with Deadbolt
L9485LB	Faculty Restroom

Suffix

- B = Distributor Pack Lock Case
- L = Less Full Face Cylinder

Available Designs and Finishes

Knob/Lever Designs		Rose/ Escutcheon	Finishes
Standard	01, 02, 03, 05, 06, 07, 12, 17, 18, ACC, AST, LAT, LON, MER, STA, OME	A, B, C or L	605, 606, 609, 612, 613, 619, 625, 626, 629, 630, 643e (not all lever designs available in each finish, see product tables for exact list)
M Collection	M51, M52, M53, M54, M55, M56, M57, M62, M62, M63, M81, M82, M83, M84, M85		

Pricing and Discounting

Distributor Pack Program lock cases, trim sets, armor fronts, strikes, cylinders, and miscellaneous parts will receive the same discount as applied to L-Series locks.

STEP 1 - LOCK CASES (order in multiples of 10)		
Part Number	Description	Price Each
Standard (non-Vandlgard) lock cases		
L9010B	Passage	\$115
L9040B	Privacy	170
L9050LB	Entrance/office	187
L9056LB	Entrance/office with auto unlocking	251
L9070LB	Classroom	187
L9080LB	Storeroom	
L9082LB	Institution	211
L9453LB	Entrance/office with deadbolt	
L9456LB	Corridor	
L9465LB	Closet/Storeroom	
L9473LB	Dormitory/Bedroom	
L9480LB	Storeroom with deadbolt	
L9485LB	Faculty Restroom	
Vandlgard lock cases		
LV9040B	Privacy	250
LV9050LB	Entrance/office	267
LV9056LB	Entrance/office with auto unlocking	331
LV9070LB	Classroom	267
LV9080LB	Storeroom	
LV9082LB	Institution	291
LV9453LB	Entrance/office with deadbolt	
LV9456LB	Corridor	
LV9480LB	Storeroom with deadbolt	
LV9485LB	Faculty Restroom	
Notes	Lock cases furnished with mounting screws and templates only	
	Lock cases furnished right hand only	
Order instructions: Order part number in quantities of 10		

MORTISE

L-32

STEP 2 - Trim Packs (Knob/Lever and Rose/Escutcheon) (order in multiples of 4 or 10)

Standard levers with A or B roses

Part Number	Knob/Lever design with rose for use with	03	06 07 12 17 OME	03 06 07 12 17 OME	
			Finishes		
		626	626	605 606 609 612 619 625 643e	613 629 630
09-454	L9010, L/LV9070, L/LV9080, L9090, L9091, L9092, L9093, L9094, L9095, L9465	\$278	\$388	\$400	\$418
09-455	L/LV9040	286	396	408	426
09-456	L/LV9050, L/LV9056, L/LV9456, L9473, L/LV9480, L/LV9485	279	389	401	419

Decorative levers with A or B roses

Part Number	Knob/Lever design with rose for use with	Standard Lead time: M51, M52, M81 ☒: M54, M56, M61☒, M63☒, M83, M84, M85 ☒: Available 05/2014: M53, M55, M57†, M62☒†, M82 † Available 629 and 630 only			
		Finishes			
		605, 606, 609, 619, 625, 626, 629, 630, 643e			
09-454	L9010, L/LV9070, L/LV9080, L9090, L9091, L9092, L9093, L9094, L9095, L9465	\$418			
09-455	L/LV9040	426			
09-456	L/LV9050, L/LV9056, L/LV9456, L9473, L/LV9480, L/LV9485	419			

Standard levers with L Escutcheons

Part Number	Knob/Lever design with rose for use with	03	06 07 12 17 OME	03 06 07 12 17 OME	
			Finishes		
		626	605 606 609 612 619 625, 626 643e	613 629 630	
09-446	L9010, L9090, L9091	\$425	\$437	\$455	
09-447	L/LV9040	435	447	465	
09-449	L/LV9070, L/LV9080, L9092, L9093, L9465	419	431	449	
09-451	L/LV9050, L/LV9056, L/LV9453, L/LV9473, L/LV9480, L/LV9485				

Decorative levers with L Escutcheons

Part Number	Knob/Lever design with rose for use with	Standard Lead time: M51, M52, M81 ☒: M54, M56, M61☒, M63☒, M83, M84, M85 ☒: Available 05/2014: M53, M55, M57†, M62☒†, M82 † Available 629 and 630 only			
		Finishes			
		605, 606, 609, 619, 625, 626, 629, 630, 643e			
09-446	L9010, L9090, L9091	\$455			
09-447	L/LV9040	465			
09-449	L/LV9070, L/LV9080, L9092, L9093, L9465	449			
09-451	L/LV9050, L/LV9056, L/LV9453, L/LV9473, L/LV9480, L/LV9485				

Notes

- Split designs/finishes are not available
- Includes mounting screws, mounting plates, spring cages, L mounting posts, and strike boxes. For additional vandal resistance, order Vandlgard mounting posts on page L-32.
- Components are for 1 3/4" thick doors only.
- Concealed cylinder escutcheons are not available in the distributor pack program.

Order instructions: Specify part number, lever design + rose/escutcheon design, finish, handing if required. EX: 09-446 M61L, 626, RH. Order in quantities of 10.

STEP 3 - Armor Fronts (part numbers listed are boxes of 10)												
Available Finishes		605	606	609	612	613	619	625	626	629	630	643e
		▪	▪	▪	▪	▪	▪	▪	▪	▪	▪	▪
Part Number	Description	Price per box of 10										
1 1/4" Wide (Standard armor size for 1 3/4" and larger door thicknesses)												
09-473	10 each 09-662 latch only armor for L9010, L/LV9040	\$296.00										
09-474	10 each 09-663 Latch x aux latch for L/LV9050, L/LV9056, L/LV9070, L/LV9080, L/LV9082											
09-475	10 each 09-664 Latch x deadbolt for L/LV9456, L9465, L9473											
09-477	10 each 09-666 latch x aux latch x deadbolt for L/LV9453, L/LV9480, L/LV9485											
Notes	Includes mounting screws											
Ordering instructions: Specify part number and finish. Ex: 09-473 626. Each box includes 10 armor fronts.												

STEP 4 - Strikes (part numbers listed are boxes of 10)												
Available Finishes		605	606	609	612	613	619	625	626	629	630	643e
		▪	▪	▪	▪	▪	▪	▪	▪	▪	▪	▪
Part Number	Description	Price per box of 10										
10 each 10-072, 1 1/4" x 4 7/8" square corner strikes, no box												
09-494	10 each 10-072 strikes with 1" lip	\$180.00										
09-494 1316	10 each 10-072 strikes with 1 3/16" lip											
09-494 112	10 each 10-072 strikes with 1 1/2" lip											
Notes	strike box included with distributor pack trim set											
Ordering instructions: Specify part number and finish. Ex: 09-494 1316 626. Each box includes 10 strikes.												

STEP 5 - Cylinders (part numbers listed are boxes of 10)												
Available Finishes		605	606	609	612	613	619	625	626	629	630	643e
		▪	▪	▪	▪	▪	▪	▪	▪	▪	▪	▪
Part Number	Description	Price per box of 10										
For use with L9060 keyed functions only												
09-484 118	10 each 20-001 cylinders with 1 1/8" cylinder length (use with rose trim on 1 3/8" -2" thick doors or escutcheon trim on 1 3/8" thick doors)	\$680.00										
09-484 114	10 each 20-001 cylinders with 1 1/4" cylinder length (use with escutcheon trim on 1 3/4" thick doors)											
09-484 138	10 each 20-001 cylinders with 1 3/8" cylinder length (use with escutcheon trim on 2" thick doors)											
For use with all keyed functions other than L9060												
09-485 118	10 each 30-001 cylinders with 1 1/8" cylinder length (use with rose trim on 1 3/8" -2" thick doors or escutcheon trim on 1 3/8" thick doors)	\$680.00										
09-485 114	10 each 30-001 cylinders with 1 1/4" cylinder length (use with escutcheon trim on 1 3/4" thick doors)											
09-485 138	10 each 30-001 cylinders with 1 3/8" cylinder length (use with escutcheon trim on 2" thick doors)											
Notes	Cylinders are C keyway, 6 pin cylinder keyed 5, 0 bitted, and furnished with two 5-pin 0-bitted keys											
Ordering instructions: Specify part number and finish. Ex: 09-485 114 619. Each box includes 10 cylinders with compression springs and blocking rings.												

MORTISE

Miscellaneous Distributor Pack Parts: Escutcheon thru-bolts												
Available Finishes		605	606	609	612	613	619	625	626	629	630	643e
		▪	▪	▪	▪	▪	▪	▪	▪	▪	▪	▪
Part Number	Description	Price per box of 50										
Box of 50 L escutcheon thru bolts												
09-483 138	L escutcheon thru-bolts for 1 3/8" thick doors	\$296.00										
09-483 134	L escutcheon thru-bolts for 1 3/4" thick doors											
09-483 200	L escutcheon thru-bolts for 2" thick doors											
09-483 214	L escutcheon thru-bolts for 2 1/4" thick doors											
09-483 212	L escutcheon thru-bolts for 2 1/2" thick doors											
Ordering instructions: Specify part number and finish. Ex: 09-483 134 626. Each box includes 50 thru bolts.												

L-34

Miscellaneous Distributor Pack Parts: Mounting Posts & Mounting Screws												
Available Finishes		605	606	609	612	613	619	625	626	629	630	643e
		▪	▪	▪	▪	▪	▪	▪	▪	▪	▪	▪
Part Number	Description	Price per box of 50										
Mountings posts for Standard L functions (box of 50)												
09-488 138	L escutcheon thru-bolts for 1 3/8" thick doors	\$466.00										
09-488 134	L escutcheon thru-bolts for 1 3/4" thick doors											
09-488 200	L escutcheon thru-bolts for 2" thick doors											
09-488 214	L escutcheon thru-bolts for 2 1/4" thick doors											
09-488 212	L escutcheon thru-bolts for 2 1/2" thick doors											
Mountings posts for LV Vandlgard functions (box of 50).												
Contact Technical Support												
Mounting Screws (box of 100)												
09-493	100 each mounting screw L583-066	\$33.20										
Ordering instructions: Specify part number Ex: 09-488 200 626.												

Levers & Knobs												
Style	Lever & Knob Design	605	606	609	612	613	619	625	626	629	630	643e
Standard	01, 02, 03*, 05, 06, 07, 12, 17, 18, 41, 42, OME	▪	▪	▪	▪	▪	▪	▪	▪	▪	▪	▪
	LAT, LON	▪	▪	▪			▪	▪	▪	▪	▪	▪
	ACC, AST, MER, STA	▪	▪	▪			▪	▪	▪			▪
Decorative	M51, M52, M53, M54, M55, M56, M61, M63, M81, M82, M83, M84, M85	▪	▪	▪			▪	▪	▪	▪	▪	▪
	M57, M62									▪	▪	
⌘ Extended Factory Lead Time ⌘ specify handling												
Part Number	Description	Standard Levers					Decorative Levers					
09-401	Outside lever, retaining clip, insertion tool	\$145					\$160					
09-402	Inside lever+bushing, mounting plate, screw pack, spanner wrench											
* Available modified for Folger Adam Co.® Lever Track™. Specify 503 design and add \$41.80. Not available in 629 or 630 finish.												
Ordering instructions: Specify part number, lever style, finish. Ex: 09-401 03 626.												

Roses												
Style	Rose Design	605	606	609	612	613	619	625	626	629	630	643e
Standard	A, B, C	▪	▪	▪	▪	▪	▪	▪	▪	▪	▪	▪
Decorative	MER, AVA	▪	▪	▪			▪	▪	▪			▪
Part Number	Description	Standard and Decorative										
09-403	Inside Rose (includes mounting plate and screws)	\$81.40										
09-404	Outside Rose+Bushing											
09-508	Blank Outside Rose (not available MER or AVA)											
Ordering instructions: Specify part number, lever design + rose, finish. Ex: 09-404 03A 626. Lever design must be specified for proper bushing.												

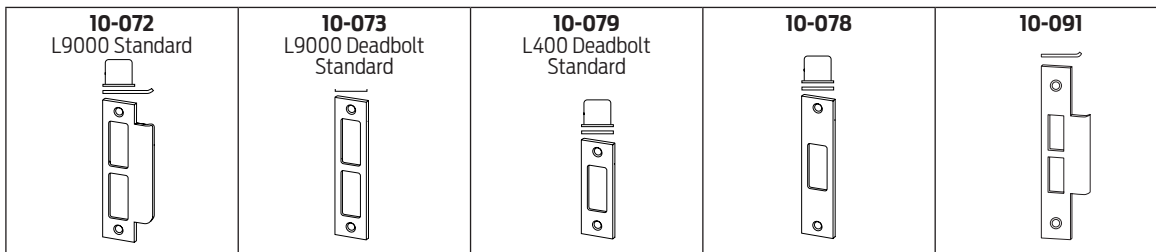
Escutcheons												
Available finishes		605	606	609	612	613	619	625	626	629	630	643e
		▪	▪	▪	▪	▪	▪	▪	▪	▪	▪	▪
Part Number	Description	L Escutcheon					N Escutcheon					
Outside Escutcheon & Bushing												
09-636	Blank x lever or knob	\$145					\$145					
09-637	Emergency turn x lever or knob											
09-638	Concealed cylinder x lever or knob											
09-639	Full face cylinder x lever or knob											
09-640*	Concealed cylinder x occupancy indicator x lever or knob	166										
09-641*	Full face cylinder x occupancy indicator x lever or knob											
Inside Escutcheon												
09-632	Blank x lever or knob	145					145					
09-633**	Thumbturn x lever or knob											
09-634**	Thumbturn x blank											
09-635	Full face cylinder x lever or knob											
L583-187	Concealed cylinder x lever or knob											
* Available with 'occupied' indicator. Specify with L583-375 and add \$15.30												
** Specify door thickness: 1 3/8" or 1 3/4"												
Ordering instructions: Specify part number, lever + escutcheon style, finish. Ex: 09-639 03L 626 (full face cylinder, 03 lever, L escutcheon, 626 finish).												

MORTISE

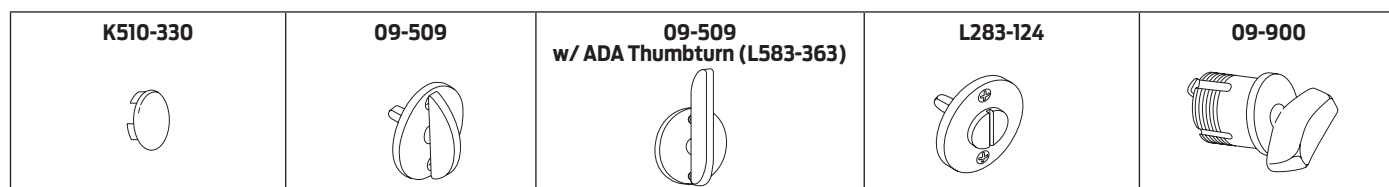
L-36

Outside Lever/Knob and Rose/Escutcheon Assemblies												
Style	Lever & Knob Design	605	606	609	612	613	619	625	626	629	630	643e
Standard	01, 02, 03, 05, 06, 07, 12, 17, 18, 41, 42, OME	▪	▪	▪	▪	▪	▪	▪	▪	▪	▪	▪
	LAT, LON	▪	▪	▪			▪	▪	▪	▪	▪	▪
	ACC, AST, MER, STA	▪	▪	▪			▪	▪	▪			▪
Decorative	M51, M52, M53, M54, M55, M56, M61, M63, M81, M82, M83, M84, M85	▪	▪	▪			▪	▪	▪	▪	▪	▪
	M57, M62									▪	▪	
Ⓜ Extended Factory Lead Time Ⓜ specify handing												
Part Number	Description	Standard Levers					Decorative Levers					
With A, B or C rose												
09-506	Outside Lever assembly	\$161					\$186					
With Avanti or Merano Rose												
09-655	Outside lever assembly for AST w/Avanti rose or MER w/Merano rose only	161					N/A					
With L or N Escutcheon												
09-550	Blank	213					228					
09-551	Emergency turn											
09-552	Concealed cylinder (L escutcheon only)											
09-553	Full face cylinder											
09-554*	concealed cylinder w/ indicator (L escutcheon only)											
09-555*	Full face cylinder w/ indicator (L escutcheon only)											
* Available with "occupied" indicator. Specify with I583-375 and add \$15.30.												
Ordering instructions: Specify part number, lever style, rose/escutcheon, finish. Ex: 09-506 M53A 626 (outside assembly, M53 lever, A rose, 626 finish).												

Available Finishes		605	606	609	612	613	619	625	626	629	630	643e
		▪	▪	▪	▪	▪	▪	▪	▪	▪	▪	▪
Part Number	Description	Price Each										
1 1/4" Wide (Standard armor size for 1 3/4" and larger door thicknesses)												
09-661	Blank (L9175, L9176)	\$29.60										
09-662	Latch only (L9010, L9040, L9044)											
09-663	Latch x aux latch (L9050, L9056, L9060, L9070, L9071, L9080, L9082)											
09-713	Latch x aux latch (L9076, L9077)											
09-664	Latch x deadbolt (L9444, L9456, L9457, L9465, L9466, L9473, L9496)											
09-665	Deadbolt (L9460, L9462, L9463, L9464)											
09-666	Latch x aux latch x deadbolt (L9453, L9458, L9480, L9485, L9486)											
09-717	Deadbolt armor (L460, L462, L463, L464, L480, L496)											
1 1/16" Wide (armor size for doors thinner than 1 3/4", including 1 3/8" doors)												
09-667	Blank (L9175, L9176)	29.60										
09-668	Latch only (L9010, L9040, L9044)											
09-669	Latch x aux latch (L9050, L9056, L9060, L9070, L9071, L9080, L9082)											
09-718	Latch x aux latch (L9076, L9077)											
09-670	Latch x deadbolt (L9444, L9456, L9457, L9465, L9466, L9473, L9496)											
09-671	Deadbolt (L9460, L9462, L9463, L9464)											
09-672	Latch x aux latch x deadbolt (L9453, L9458, L9480, L9485, L9486)											
Ordering instructions: Specify part number and finish. Ex: 09-662 626.												



Available Finishes		605	606	609	612	613	619	625	626	629	630	643e
		▪	▪	▪	▪	▪	▪	▪	▪	▪	▪	▪
Part Number	Description	Price Each										
Strikes, L9000 Series												
10-072 1316	1 1/4" x 4 7/8" square corner strike + box. 1 3/16" lip length, standard L9000 strike	\$18.00										
10-072 xx	1 1/4" x 4 7/8" square corner strike + box; specify lip length (xx) as 7/8", 1" or 1 1/2"	18.00										
10-072 xx	1 1/4" x 4 7/8" square corner strike + box; specify lip length (xx) as 1 3/4" or 2"	46.10										
10-073	Deadbolt lock strike, standard for L9460, L9462, L9463 and L9464	21.90										
10-075	1/2" rabbeted strike (for 1 3/4" doors, use with 1 1/16" armor front. Use 1 1/4" armor front for over 1 3/4"-2 1/4" doors extended equally)	119.00										
10-091	1 1/4" x 8" square corner armor strike, no box. Specify handing	80.40										
K510-066	Strike box (finish not applicable)	6.00										
37-015	Door frame strike reinforcer (finish not applicable)	20.00										
Strikes, L400 Series												
10-078	1 1/4" x 4 7/8" square corner strike + box,	\$18.00										
10-079	1 1/8" x 3 1/2" square corner strike + box, ANSI 115.5 prep, standard L400 strike											
K510-053	Strike box for 10-079 strike (finish not applicable)	6.00										
K510-066	Strike box for 10-078 strike (finish not applicable)											
Ordering instructions: Specify part number, lip length if required, and finish. Ex: 10-072 1316 626.												



Emergency Button, Thumbturns, Coin Turns & Cylinder Turns

Available Finishes		605	606	609	612	613	619	625	626	629	630	643e											
		•	•	•	•	•	•	•	•	•	•	•											
Part Number	Description	Price Each																					
Emergency Button & Emergency Turn Tool																							
K510-330	Emergency Button, L9040 and L9440	\$12.20																					
L583-233	Emergency turn tool for L9040 and L9440. Specify finish as 458.	15.30																					
Thumbturns																							
09-509 027	Thumbturn for rose trim, 1 3/8" - 1 7/8" door range, extended equally	56.90																					
09-509 033	Thumbturn for rose trim, >1 7/8" - 2 3/8" door range, extended equally																						
09-509 040	Thumbturn for rose trim, >2 3/8" - 2 7/8" door range, extended equally																						
09-509 047	Thumbturn for rose trim, >2 7/8" - 3 5/8" door range, extended equally																						
L583-363 Suffix	ADA thumbturn upgrade, specify thumbturn p/n + L583-363	Add \$13.50 to 09-509 price																					
Coin Turns																							
L283-124 19	Coin turn, L9044 and L9444, 1 3/8" - 1 1/2" door range, extended equally (EE)	98.60																					
L283-124 23	Coin turn, L9044 and L9444, 1 5/8" - 1 7/8" door range, extended equally (EE)																						
L283-124 25	Coin turn, L9044 and L9444, >1 7/8" - 2 1/8" door range, extended equally (EE)																						
L283-124 31	Coin turn, L9044 and L9444, >2 1/8" - 2 5/8" door range, extended equally (EE)																						
L283-124 37	Coin turn, L9044 and L9444, >2 5/8" - 2 7/8" door range, extended equally (EE)																						
L283-124 43	Coin turn, L9044 and L9444, >2 7/8" - 3 3/8" door range, extended equally (EE)																						
L283-124 48	Coin turn, L9044 and L9444, >3 3/8" - 3 5/8" door range, extended equally (EE)																						
L283-056 19	Coin turn w/ torx screws, L9044 and L9444, 1 3/8" - 1 1/2" door range, EE												107.00										
L283-056 23	Coin turn w/ torx screws, L9044 and L9444, 1 5/8" - 1 7/8" door range, EE																						
L283-056 25	Coin turn w/ torx screws, L9044 and L9444, >1 7/8" - 2 1/8" door range, EE																						
L283-056 31	Coin turn w/ torx screws, L9044 and L9444, >2 1/8" - 2 5/8" door range, EE																						
L283-056 37	Coin turn w/ torx screws, L9044 and L9444, >2 5/8" - 2 7/8" door range, EE																						
L283-056 43	Coin turn w/ torx screws, L9044 and L9444, >2 7/8" - 3 3/8" door range, EE																						
L283-056 48	Coin turn w/ torx screws, L9044 and L9444, >3 3/8" - 3 5/8" door range, EE																						
EE = Extended Equally																							
Cylinder Turns [☞],*																							
09-487 xx	Cylinder coin turn, specify dimension (xx) as 1 1/8" or 1 3/8" (replaces XL12-196)	\$100.00																					
09-900 xx	Cylinder turn, specify dimension (xx) as 1 1/8", 1 1/4" or 1 3/8"	96.70																					
09-900 xx	Cylinder turn, specify dimension (xx) as 1 1/2", 1 5/8" or 1 3/4"	147.00																					
09-904 xx	Cylinder turn w/ compression ring, specify dimension (xx) as 1 1/8", 1 1/4" or 1 3/8"	104.00																					
09-904 xx	Cylinder turn w/ compression ring, specify dimension (xx) as 1 1/2", 1 5/8" or 1 3/4"	154.00																					
09-905	Cylinder turn w/ compression ring and 1/8" blocking ring for 1 3/4" doors	114.00																					
09-907	Cylinder turn w/ compression ring and 1/4" blocking ring for 1 3/8" doors																						
☞	Specify door hand for cylinder turns if used with L463 or L9463.																						
*	Cylinder turns not available in 629 or 630 finish																						
Ordering instructions: Specify part number, dimension if required, finish, handing. Ex: 09-900 112, 626, RH.																							

Occupancy Indicators

Available Finishes		605	606	609	612	613	619	625	626	629	630	643e
		•	•	•	•	•	•	•	•	•	•	•
Part Number	Description	Price Each										
09-611	"Do Not Disturb" occupancy indicator for rose trim. Includes driver bar L583-245	\$91.40										
09-611 L583-375	"Occupied" occupancy indicator for rose trim. Includes driver bar L583-245	107.00										
09-611 XL11-986	"Locked" occupancy indicator for rose trim. Includes driver bar L583-245											
L583-245	Occupancy indicator driver bar	4.50										
Ordering instructions: Specify part number and finish. Ex: 09-611 L583-375 626												

Escutcheon Thru-Bolts												
Available Finishes		605	606	609	612	613	619	625	626	629	630	643e
		▪	▪	▪	▪	▪	▪	▪	▪	▪	▪	▪
Part Number	Description	Price Each										
L Escutcheon Thru-bolts: two required per lock												
L583-119	L escutcheon thru bolts for 1 3/8" door thickness	\$4.90										
L583-120	L escutcheon thru bolts for 1 3/4" door thickness											
L583-121	L escutcheon thru bolts for 2" door thickness											
L583-122	L escutcheon thru bolts for 2 1/4" door thickness											
L583-123	L escutcheon thru bolts for 2 1/2" door thickness	5.90										
L583-287	L escutcheon mounting screws for L9175 half-dummy function	4.40										
N Escutcheon Thru-Bolts: two required per lock												
K510-389	N escutcheon thru bolts for 1 3/4" door thickness	5.90										
K510-390	N escutcheon thru bolts for 2" to 2 1/4" door thickness											
L583-133	N Escutcheon mounting screws for L0170 single dummy function	0.72										
Ordering instructions: Specify part number and finish. Ex: L583-120 626.												

Mounting Posts (Ferrules)											
Part Number	Description	Price Each									
L Mounting Posts (Ferrules): two required per lock											
L583-211	Mounting post for 1 3/8" door thickness	\$9.40									
L583-212	Mounting post for 1 3/4" door thickness										
L583-213	Mounting post for 2" door thickness										
L583-214	Mounting post for 2 1/4" door thickness										
L583-215	Mounting post for 2 1/2" door thickness										
L583-216	Mounting post for 2 3/4" door thickness										
L583-217	Mounting post for 3" door thickness										
L583-218	Mounting post for 3 1/4" door thickness	23.90									
L583-219	Mounting post for 3 1/2" door thickness										
LV Mounting Posts (Ferrules): two required per lock											
L583-497	LV mounting post for 1 3/4" door thickness	\$19.60									
L583-498	LV mounting post for 2" door thickness										
L583-499	LV mounting post for 2 1/4" door thickness										
L583-500	LV mounting post for 2 1/2" door thickness										
L583-501	LV mounting post for 2 3/4" door thickness										
L583-502	LV mounting post for 3" door thickness										
L583-503	LV mounting post for 3 1/4" door thickness	26.00									
L583-504	LV mounting post for 3 1/2" door thickness										
Ordering instructions: Specify part number.											

Spindle & Springs											
Part Number	Description	Price Each									
Spindle & Spring Kits (qty two each)											
L283-198	Spindles and springs for 1-3/8" - 1 7/8" doors	\$12.80									
L283-199	Spindles and springs for 2" - 3 1/2" doors	15.10									
Spindles & Springs (qty one each)											
L283-060	Spindle and spring for 1 3/8" - 1 7/8" doors (two required per lock)	\$6.30									
L283-061	Spindle and spring for 2" - 3 1/2" doors (two required per lock)	7.90									
L283-064	Spindle and spring, L0172 full dummy (one required per lock)	11.30									
L283-065	Spindle and spring, L0170 half dummy (one required per lock)	6.10									
Ordering instructions: Specify part number.											

MORTISE

L-40

Lock Cases		
Part Number	Lock Function and Description	Price Each
L283-039	L9076, Classroom holdback	\$307
	L9077, Classroom security holdback	
L283-062	L9440, Privacy with deadbolt	278
	L9444, Privacy with deadbolt and coin turn	
L283-085	L9082 EL, Electrically locked	614
L283-086	L9082 EU, Electrically unlocked	614
L283-099	L460, L462, L463, L464, L480, L496, Deadbolt	182
L283-126	L9056, Entrance w/ simultaneous retraction	307
L283-131	L9010, Passage	177
L283-132	L9040, Privacy	260
	L9044 Privacy with Coin turn	
L283-133	L9050, Office	307
	L9060, Apartment entrance	
	L9070, Classroom	
	L9071, Classroom security	
L283-134	L9080, Storeroom	307
L283-137	L9453, Entrance	337
L283-138	L9456, Corridor	451
	L9457, Classroom security	
	L9496, Privacy w/ "Occupied" indicator	
L283-139	L9460, L9462, L9463, L9464, Deadbolt	233
L283-140	L9465, Closet	337
	L9466, Storeroom	
	L9473, Dormitory	
L283-141	L9480, Storeroom with deadbolt	424
	L9485, Faculty Restroom	
	L9486, Faculty Restroom	
L283-142	L9080 EL, Electrically locked (Fail Safe)	614
L283-143	L9080 EU, Electrically unlocked (Fail Secure)	614
L283-144	L9175, Single dummy	262
L283-145	L9176, Double dummy	262
L283-146	L9082, Institution	307
L283-310	L9458, Classroom security w/ deadbolt and aux latch	337

Notes 1) Includes lock case only. Armors, strikes, mounting screws, and cylinders must be ordered separately.
2) All lock cases are shipped right hand.

LV Lock Cases		
Part Number	Lock Function and Description	Price Each
L283-170	LV9050, Office and Inner Entry Lock	\$387
	LV9060, Apartment Entrance Lock	
	LV9070, Classroom Lock	
	LV9071, Classroom Security Lock	
L283-171	LV9040, Bath/Bedroom Privacy Lock	340
	LV9044, Privacy Lock With Coin Turn Outside	
L283-172	LV9076, Classroom Holdback Lock	387
	LV9077, Classroom Security Holdback Lock	
L283-173	LV9080, Storeroom Lock	387
L283-174	LV9080EL, Electrically Locked (Fail Safe)	694
L283-175	LV9080EU, Electrically Unlocked (Fail Secure)	694
L283-176	LV9453, Entrance Lock	417
L283-177	LV9456, Corridor Lock	417
	LV9457, Classroom Security Lock	
	LV9496, L9486 Lock With "OCCUPIED" Indicator	
L283-178	LV9480, Storeroom Lock With Deadbolt	504
	LV9485, Faculty Restroom	
	LV9486, Faculty Restroom w/"Do Not Disturb" Indicator	
L283-180	LV9056, L9050 Lock With Simultaneous Retraction	387
L283-181	LV9440, Privacy Lock With Deadbolt	358
	LV9444, Privacy Lock With Deadbolt and Coin Turn Outside	
L283-182	LV9082, Institution Lock	387
L283-311	LV9458, Classroom security w/ deadbolt and aux latch	417

Miscellaneous Parts		
Part Number	Description	Price Each
36-080	O-ring, L9080 EL/EU	\$2.50
39-042	Plastic lock case cover for display - for locks manufactured after January, 1998	76.00
K110-550	Pack of truarc ring (1), spacer (2), knobs	6.90
K510-320	Wood plug, dummy, L0170, L0172	7.10
K510-842	Electrified lock bushing, L9080 EL/EU	0.98
L283-003	Deadbolt (except L9453, L9465, L9466, L9473)	46.40
L283-004	Entrance deadbolt, L9453	46.40
L283-006	Auxiliary latchbolt assembly	14.70
L283-008	Latchbolt assembly (except L9076)	46.40
L283-010	Locking link, L9076	15.00
L283-029	(2) Spacers for ANSI A115.1 metal door preparations	29.60
L283-030	Pack of 20 truarc rings, levers	17.50
L283-031	Mounting plate, inside lever	16.10
L283-040	Spring cage (1 required per lever)	7.90
L283-049	Latchbolt assembly, L9076	46.40
L283-053	Solenoid and Driver Circuit (L9080EL/EU, L9082 EL/EU)	389.00
L283-055	Cylinder retainer plate and screw - for locks manufactured after April, 1994	14.70
L283-057	(2) Mounting Post, (2) Screws, L-Series, OSU	23.10
L283-075	Deadbolt, L9465, L9466, L9473	46.50
L283-112	Lock case, L9000-Series - for locks manufactured after January, 1998.	46.50
L283-127	Lock case and cover, L400-Series	66.70
L283-128	Lock case, L400-Series. See L283-127 for sellable part.	—
L283-150	Mounting plate for inside rose trim on one side of door only	32.30
L583-004	Standoff post	2.00
L583-015	Latchbolt guide	3.10
L583-019	Retractor hub (2 required per lock)	3.40
L583-020	Retractor hub spacer	3.60
L583-021	Retractor lever	3.20
L583-022	Retractor rocker	2.50
L583-023	Blocking plates	3.10
L583-024	Retractor link	6.30
L583-025	Retractor crank	6.30
L583-026	Hub spring	1.20
L583-027	Fire door fuse	2.00
L583-028	Fire door catch	2.50
L583-029	Turn hub	15.70
L583-030	Entrance hub	21.90
L583-031	Cam follower	8.50
L583-035	Turn hub spring	3.10
L583-038	Auxiliary bar guide	2.40
L583-043	Locking catch, L9080 EL/EU	15.70
L583-044	Stop spring	1.40
L583-045	Locking catch (except L9080 EL/EU)	16.10
L583-047	Catch spring	3.60
L583-048	Locking link (except L9076)	3.60
L583-049	Entrance link	6.10
L583-050	Link pin	1.40
L583-051	Transfer lever	1.40
L583-053	Simultaneous retractor (except L9040 and L9056)	6.30
L583-056	Catch pin	3.20
L583-057	Spindle anchor	25.20
L583-058	Simultaneous retractor, L9040, L9056	6.70
L583-063	Spring retainer, L9080 EL/EU	7.00
L583-064	Solenoid spring, L9080 EL/EU	2.30

MORTISE

L-42

Miscellaneous Parts (cont'd)		
Part Number	Description	Price Each
L583-065	Electrified link, L9080 EL/EU	\$9.80
L583-066	Mounting plate screw (2 required per lock)	1.10
L583-156	Transfer lifter	6.00
L583-174	Holdback dog, L9076	4.90
L583-192	Dog spring, L9076	0.52
L583-196	Auxiliary stop	4.80
L583-286	Mounting bar, L0170, L0172	19.60
L583-290	Mounting plate screw, knob dummy trim, L0170, L9175	1.20
L583-291	Mounting plate screw, lever dummy trim, L0170, L9175	1.20
L583-321	Mounting plate, inside knob	6.00
L583-322	Spacer for fixed levers	3.20
L583-426	Faceplate tab 1 1/4" - for locks manufactured after July, 1994	4.20
L583-427	Faceplate tab 1 1/16" - for locks manufactured after July, 1994	4.80
L583-454	Case cover screw (4 required per L9000-Series lock case; 3 required per L400-Series lock case)	1.20
L583-468	Dummy spindle anchor	107.00
L583-481	Cylinder retainer screw - for locks manufactured after April, 1994	2.30
L583-485	Lock handing screw - for locks manufactured after April, 1994	1.30
L583-490	Cylinder retainer - for locks manufactured after January, 1998	5.80
L583-492	Cylinder retainer screw plate - for locks manufactured after April, 1994	2.80
L583-494	Lock case cover, L400-Series. See L283-127 for sellable part.	20.70
L583-496	Lock case cover, L9000-Series - for locks manufactured after January, 1998	20.70

Anti-Ligature Conversion Kits - for 1-3/4" thick doors only

Part Number	Converts	Contents	Conversion Instructions	Price Each
Convert to Anti-Ligature Knob				
09-155	L9010, L9060, L9070, L9071, L9076, L9077, L9080, L9080EL, L9080EU, L9082, L9082EL, L9082EU, L9176, L9457, L9458, L9465, L9466, L9482, to anti-ligature	(2) anti-ligature knob assemblies (2) anti-ligature blocking rings	See instruction sheet	\$1,000.00
09-156	L9050, L9056, L9412, L9453, L9456, L9460 w/ pull, L9473, L9480, L9485, to anti-ligature	(2) anti-ligature knob assemblies (1) anti-ligature blocking ring (1) anti-ligature thumbturn assembly		1,252.00
09-159	L9040, L9440 to anti-ligature	(2) anti-ligature knob assemblies (1) anti-ligature thumbturn assembly (1) emergency ADA turn (1) emergency button		1,252.00
Convert to Anti-Ligature Lever				
09-138	L9010, L9060, L9070, L9071, L9076, L9077, L9080, L9080EL, L9080EU, L9082, L9082EL, L9082EU, L9176, L9457, L9458, L9465, L9466, L9482, to anti-ligature	(2) anti-ligature lever assemblies (2) anti-ligature blocking rings (2) trim ferrules	See instruction sheet	\$1,303.00
09-139	L9050, L9056, L9412, L9453, L9456, L9460 w/ pull, L9473, L9480, L9485, to anti-ligature	(2) anti-ligature lever assemblies (1) anti-ligature blocking ring (1) anti-ligature thumbturn assembly (2) trim ferrules		1,556.00
09-189	L9040, L9440 to anti-ligature	anti-ligature lever assemblies (1) anti-ligature thumbturn assembly (1) emergency ADA turn (1) emergency button (2) trim ferrules		1,556.00
Deadbolt conversion to anti-ligature				
09-157	L462, L464, L9462, L9464 to anti-ligature	(2) anti-ligature blocking rings		\$119.00
09-158	L460, L480, L9460 to anti-ligature	(1) anti-ligature blocking ring (1) anti-ligature thumbturn assembly		623.00
Notes	1) For 1 3/4" doors w/ sectional trim only. 2) Available in 630 (Satin Stainless Steel) or 630AM (Satin Stainless Steel Anti-Microbial) finish only. 3) If applicable please specify "P" for (P) cylinder types, "R" for (R,J,F,T) cylinder types, and "BD" for (BD, BDC, GD, HD) cylinder types following the part number. Not available with the "L" cylinder option (lock less cylinder).			

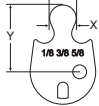
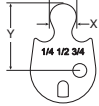
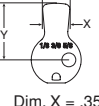
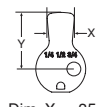
Classroom Security Function Conversion Kits					
Part Number	Converts	Contents	Conversion Instructions		Price Each
Rose Trim					
38-090	L9070P to L9071P L9076P to L9077P	(1) 30-001-118 Cylinder (2) 36-082-018 Blocking Ring	Add cylinder and 1 blocking ring to inside. Add 1 blocking ring to outside.		\$96.10
38-091	L9070R to L9071R L9076R to L9077R	(1) 30-008 Cylinder (2) 36-082-050 Blocking Ring	Add cylinder and 1 blocking ring to inside. Use 1 blocking ring to replace existing outside blocking ring.		154.00
38-092	L9070BD to L9071BD L9076BD to L9077BD	(1) 80-108 Cylinder (2) 36-082-050 Blocking Ring			96.10
L Escutcheon Trim					
38-093	L9070P to L9071P L9076P to L9077P	(1) 30-001-118 Cylinder (includes Compression Spring and Ring) (1) 36-082-012 Blocking Ring (1) 09-635 Escutcheon	Replace existing inside escutcheon. Add cylinder and compression spring only to inside. Add compression ring only to outside.*		\$214.00
38-094	L9070R to L9071R L9076R to L9077R	(1) 30-008 Cylinder (1) 36-082-012 Blocking Ring (1) 09-635 Escutcheon	Replace existing inside escutcheon. Add cylinder and blocking ring to inside.		214.00
38-095	L9070BD to L9071BD L9076BD to L9077BD	(1) 80-108 Cylinder (1) 09-635 Escutcheon	Replace existing inside escutcheon. Add cylinder to inside.		153.00
* Also add blocking ring to outside of 1 5/8" doors. Use compression spring only on outside of 1 7/8" doors.					
Notes	1) Specify finish and keying.				
	2) Subject to same discount as L-Series Locks.				
	3) Use of these kits requires drilling hole in door for inside cylinder.				

Vandlgard Retrofit Kit - Specify door thickness (1 3/4" - 3 5/8") when ordering					
Part Number	Converts	Contents	Conversion Instructions	Note	Price Each
Rose Trim					
39-034	L to LV L9040 L9076 L9496 L9044 L9080 L9060 L9440 L9453 L9071 L9444 L9456 L9077 L9050 L9480 L9082 L9056 L9485 L9457 L9070 L9486	(1) L283-200 Mounting Post Pack (1) L583-345 24061897 Catch Retractor (1) L283-147 Retractor Assembly (1) L583-383 Crank Retractor (1) L583-386 Bottom Hub (1) L583-387 Top Hub (1) P515-528 Handing Label (1) P515-683 Instruction Sheet	Please refer to instruction sheet. For first time users, an instructional video is available.	For L9080, L9480, L9485 and L9486 functions, add to kit (1) L283-040 Spring Cage.	\$51.00
39-234	L9082 and L9482 to LV9082 and LV9482	(1) L283-200 Mounting Post Pack (1) L583-346 Spacer (1) L583-386 Bottom Hub (1) L583-387 Top Hub (1) P515-528 Handing Label (1) P515-683 Instruction Sheet	Please refer to instruction sheet. For first time users, an instructional video is available.	Add to kit (2) L283-040 Spring Cages	46.80

Screw Packs		Available Finishes									
		605	606	609	612	613	619	625	626	629	630
Part Number	Description	Price Each									
Standard Screw Packs											
C203-736	Lock Case Screws: contains (2) C603-256, #12-24 WMS PFH. Specify 455 Finish.	\$5.30									
C203-736	Strike Screws: Contains: (2) C603-256, #12-24 WMS PFH.										
K110-020	Armor Front Screws: Contains (2) K510-210, #8-32 x 1/4" MS PFH	0.70									
K110-947	Rose Trim Thumbturn screws: Contains: (2) K510-445, #4 x 1/2" POH AB	6.50									
L283-100	Trim Mount Screws & Posts, 1 3/4" door: Contains: (2) L583-066, #8-32 x 1/2" PFH (2) L583-212, 1 3/4" posts. Finish not required.	23.10									
L283-101	L escutcheon thru-bolts, 1 3/4" doors Contains: (2) L583-120	9.20									
MS = Metal Screw WMS = Wood/Metal Screw PFH = Phillips Flat Head POH = Phillips Oval Head											
Torx® Screw Packs*											
L283-121	Rose trim w/o thumbturn. Contains: (2) armor screws, #8-32 x 1/4" (T-15) (2) strike screws, #12-24 x 1/2" (T-20)	\$17.70									
L283-122	Rose trim w/ thumbturn. Contains: (2) armor screws, #8-32 x 1/4" (T-15) (2) strike screws, #12-24 x 1/2" (T-20) (2) thumbturn screws, #4 x 1/2" (T-8)										
L283-123	L Escutcheon for 1 3/4" doors. Contains: (2) armor screws, #8-32 x 1/4" (T-15) (2) esc. screws, 1/4-28 x 2 1/8" (T-30) (2) strike screws, #12-24 x 1/2" (T-20)										
XL11-848	N Escutcheon for 1 3/4" doors. Contains: (2) armor screws, #8-32 x 1/4" (T-15) (2) strike screws, #12-24 x 1/2" (T-20) (2) esc. screws, #8-32 x 1 1/2" (T-20)										
* Torx screw packs furnished with appropriate T-xx installation tool.											
⌘ Extended lead time											
Ordering instructions: Specify part number and finish. Ex: L283-123 626.											

Special Parts - NOT SUBJECT TO STANDARD DISCOUNT TERMS

Special Parts		Available Finishes									
		605	606	609	612	613	619	625	626	629	630
Part Number	Description	Price Each									
XL11-422	Solid latchbolt (nylon insert) for use with electric strikes. Finish not required. Price listed is adder to lock	\$60.10									
XB11-720	Mortise cylinder turn unit with ADA complaint style thumbturn. Price listed is adder to 09-900, 09-904, 09-905 or 09-907	33.60									
XK10-992	10-072 strike with >2" thru 6" lip. Specify lip length on order	113.00									
XL11-515	1/8" thick lead plate. Specify lock function and door hand on order	284.00									
XL11-634	Blank inside L escutcheon	177.00									
XL11-636	Blank outside L or N escutcheon. Specify L or N on order.	242.00									
XL11-743	Armor front with cutout to receive deadbolt only, for use with L9110, L9175 and L9176 dummy functions	73.80									
XL11-820	Strike, 1 3/16" lip, one hole for latching functions, RH & LHR doors	23.90									
XL11-821	Strike, 1 3/16" lip, one hole for latching functions, LH & RHR doors										

Mortise Cylinders					
Cam	Description	Cylinder Mechanism	Complete Cylinder	Price Each	
				Open	Restricted
<p>L583-474 For cyl. length 1 1/8", 1 3/8", 1 5/8"</p>  <p>Dim. X = .261 Y = .644</p> <p>L583-475 For cyl. length 1 1/4", 1 1/2", 1 3/4"</p>  <p>Dim. X = .261 Y = .644</p>	Cylinder Only: L & N Escutcheons	Conventional	30-021	\$60.00	\$73.50
		Primus Controlled Access	20-793	123.00	
		Primus XP Controlled Access	20-793-XP	123.00	
		Primus UL437	20-593	149.00	
		Primus XP UL437	20-593-XP	149.00	
		Hotel Function (Conventional)	30-022*	94.00	107.50
	Cylinder With Compression Ring & Spring: Rose Trim	Conventional	30-001	68.00	81.50
		Primus Controlled Access	20-787	130.00	
		Primus XP Controlled Access	20-787-XP	130.00	
		Primus UL437	20-587	156.00	
		Primus XP UL437	20-587-XP	156.00	
		Primus Lockout	20-717	176.00	
		Primus XP Lockout	20-717-XP	176.00	
		Primus UL437 Lockout	20-517	190.00	
Primus XP UL437 Lockout	20-517-XP	190.00			
Hotel Function (Conventional)	30-002*	99.00	112.50		
Schlage L9060 Outside and Other Straight Cam Applications					
<p>L583-476 For cyl. length 1 1/8", 1 3/8", 1 5/8"</p>  <p>Dim. X = .35 Y = .72</p> <p>L583-477 For cyl. length 1 1/4", 1 1/2", 1 3/4"</p>  <p>Dim. X = .35 Y = .72</p>	Cylinder Only: L & N Escutcheons	Conventional	26-021	\$60.00	\$73.50
		Primus Controlled Access	20-701	123.00	
		Primus XP Controlled Access	20-701-XP	123.00	
		Primus UL437	20-501	149.00	
		Primus XP UL437	20-501-XP	149.00	
	Cylinder With Compression Ring & Spring: Rose Trim	Conventional	20-001	68.00	81.50
		Primus Controlled Access	20-700	130.00	
		Primus XP Controlled Access	20-700-XP	130.00	
		Primus UL437	20-500	156.00	
		Primus XP UL437	20-500-XP	156.00	
		Primus Lockout	20-715	176.00	
		Primus XP Lockout	20-715-XP	176.00	
		Primus UL437 Lockout	20-515	190.00	
		Primus XP UL437 Lockout	20-515-XP	190.00	

MORTISE

L-45

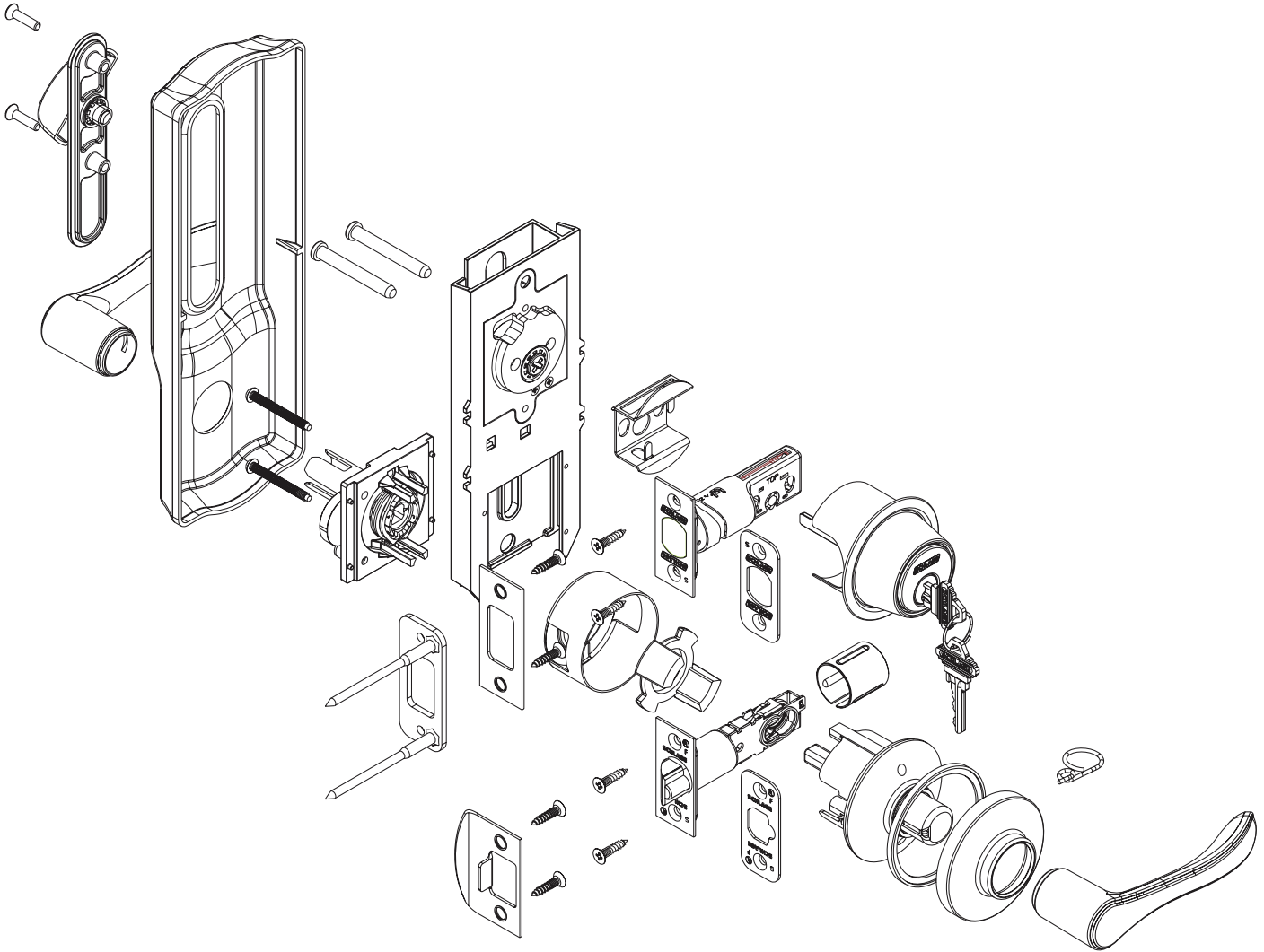
MORTISE

L-46

Allegion Connect Harnesses - Prices listed are net, discounting does not apply		
Part Number	Description	Price Each
Harnesses with Molex Connectors on both ends (for use with Hollow Metal Doors)		
CON-6	6" Wire Harness (internal p/n 106190)	\$9.00
CON-12	12" Wire Harness (internal p/n 106191)	12.00
CON-26	26" Wire Harness (internal p/n 106192)	13.50
CON-32	32" Wire Harness (internal p/n 106193)	14.50
CON-38	38" Wire Harness (internal p/n 106194)	15.00
CON-44	44" Wire Harness (internal p/n 106195)	15.50
CON-50	50" Wire Harness (internal p/n 106196)	16.00
CON-192	192" Wire Harness (internal p/n 106197)	38.00
Harnesses with Molex Connector on one end, crimped pins on other w/ attachable Molex connector (for use with Wood Doors)		
CON-6P	6" Wire Harness (internal p/n 106201)	\$11.50
CON-12P	12" Wire Harness (internal p/n 106202)	14.50
CON-26P	26" Wire Harness (internal p/n 106203)	16.00
CON-32P	32" Wire Harness (internal p/n 106204)	17.00
CON-38P	38" Wire Harness (internal p/n 106205)	17.50
CON-44P	44" Wire Harness (internal p/n 106206)	18.00
CON-50P	50" Wire Harness (internal p/n 106207)	18.50
CON-192P	192" Wire Harness (internal p/n 106208)	40.00
Harness with Molex Connector on one end, stripped leads on other (for connection to power supply)		
CON-6W	6" extension to power supply (internal p/n 106210)	\$11.50
Service Kit		
CON-KIT	Connector Service Kit (internal p/n 050823-00) contains: -100 each male & female terminals -10 each 4-pin and 8-pin male connectors -10 each 4-pin and 8-pin female connectors - 1 extraction tool"	\$95.00

CS Series

GRADE 2 INTERCONNECT LOCK



INTERCONNECTED

CS210-1

H-Series

S200-Series

CS Series

GRADE 2 INTERCONNECT LOCK

INTERCONNECTED

CS210-2

H-Series

S200-Series

To order Schlage products, descriptive data should be in the same sequence as shown below.

Line Item	Qty	Product	Outside		Inside		Hand	Latch	Strike	Dr Thk	Ext	DIM	Additional Details
			DES	FIN	DES	FIN							
1	10	CS210PD	SAT	626	LAT	619	RR	12-339	10-109	138	EE	-	-

- Line Item:** Line item number
- Qty:** Quantity
- Product:** Product function + Cylinder code
- Outside Des:** Outside lever design
- Outside Fin:** Outside finish
- Inside Des:** Inside lever design: Specify only if different from the outside lever design
- Inside Fin:** Inside lever finish: Specify only if different from the outside finish
- Hand:** Hand of door: Only one nad allowed per line item. Example: RH=right hand, LH=left hand, RR=right reverse, LR=left reverse
- Latch:** Product latch: Leave blank for standard latch or specify part number if non-standard latch is required.
- Strike:** Product strike: Leave blank for standard strike or specify part number if non-standard strike is required.
- Dr Thk:** Door thickness: Enter door thickness if non-standard. Example: 138=1 3/8"
- Ext:** Extension: Enter for 1 3/8" doors. Example: EE=extended equally, EI=extended inside, EO=extended outside, ED=extended differently
- Dim:** Dimension: Enter only for non-standard strike lip length
- Additional Details:** Enter additional detail for keying information or special requirements



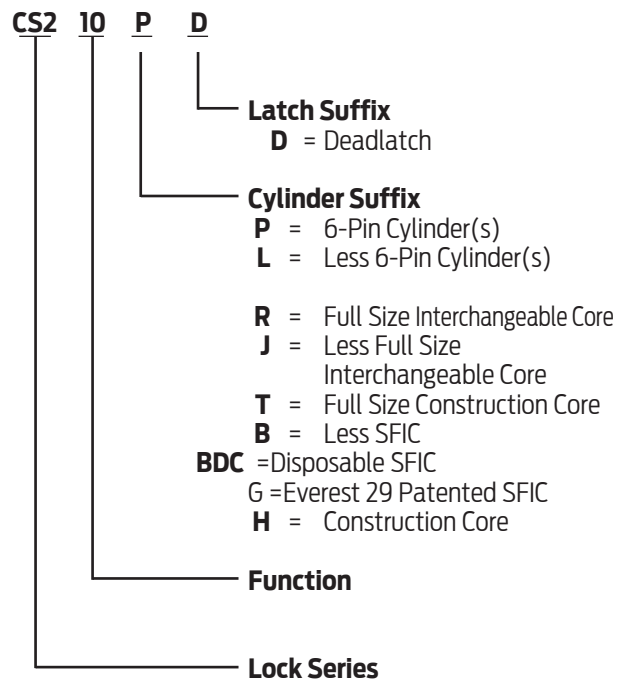
Common Pricing Information	
1.	Locks are furnished with standard features unless otherwise specified.
2.	Door thickness is 1 3/4" unless otherwise specified.
3.	Split finishes and designs will be priced at the highest list price of the design and/or finish.
4.	Engineering specials are denoted by a part number beginning with "X" and are not subject to standard discounting.
5.	 denotes a lock or part that requires an extended lead time.
6.	 denotes a handed product and requires handing to be specified.
7.	For all restricted keyways (Everest D, Everest 29 T, Quad, Numbered, Reversed) add \$13.50. This does not apply to Primus cylinders. See Terms and Conditions for ordering information and requirements.
8.	Locks, keys and cylinders containing restricted keyways require additional documentation to order. Please see Terms and Conditions for the specific requirements.
9.	Keyway must be specified for keyed functions and cylinders. If not specified, default keyway will be S123 for KA, KD and 0-bitted product and S145 for Factory managed masterkey systems.
10.	Multiple keying options are available. Locks and cylinders are furnished KD unless otherwise specified or excepted by notation.
11.	Control Keys for permanent and construction cores are not included with the lock or cylinder and must be ordered separately.
12.	Locks specified with "C" keyway and KD or 0-bitted will receive 6 pin cylinders (keyed 5) with 5 pin keys.
13.	Full Size Interchangeable Cores (FSIC) are furnished 1-bitted unless otherwise specified. If 0-bitted is selected, the order will be entered as 1-bitted. This does not apply to FSIC Primus® cores.
14.	Conventional cylinders, Primus cylinders (conventional and FSIC) can be supplied 0-bitted. If 1-bitted is selected, the order will be entered as 0-bitted.
15.	Available plug face finishes are 606 and 626. For brass or bronze finish colors, the plug face finish is 606. For chrome, nickel or stainless steel finish colors, the plug face finish is 626.

Table of Contents

Functions	CS210-4
Complete Locks	CS210-5
Options	CS210-8
Deadbolts/Deadlatches	CS210-8
Deadbolt Strikes	CS210-8
Strike Combinations	CS210-8
Locks Less Components	CS210-8
Parts	CS210-9
Deadbolts	CS210-9
Deadlatches	CS210-9
Deadbolt/Deadlatch Combinations	CS210-9
Deadbolt Strikes	CS210-9
Deadlatch Strikes	CS210-9
Deadbolt/Deadlatch Strike Combinations	CS210-9
Finished Trim Subassemblies/Components	CS210-10
Miscellaneous Subassemblies/Components	CS210-10
Screw/Screw Packs	CS210-10
Cylinders	CS210-10
Complete Cylinders	See Cylinders Section
How To Order	Forms & Examples

Product Identification



Finish Codes and Descriptions

Code		Description
605	(US 3)	Bright Brass
609	(US 5)	Antique Brass
619	(US 15)	Satin Nickel
625	(US 26)	Bright Chromium Plated
626	(US 26D)	Satin Chromium Plated
643e	(US 11)	Aged Bronze

Standard Features



- Certification:** ANSI/BHMA Certified A156.12-2013, Grade 2, UL listed for 3-hour fire door
With SFIC interchangeable core cylinders: Grade 3 Security
- Deadbolt:** 1 X 2-1/4", dual option faceplate, (square corner standard, round corner included in package), 1" housing diameter, 1" throw
- Latch:** 1" x 2-1/4" dual option faceplate (square corner standard, round corner included in package). 1" edge bore required
- Strikes:** 1-1/8" X 2-3/4", Square corner (deadbolt) and 1-5/8" X 2-1/4", Square corner, T-strike, box, 1 1/8" x 2 3/4" (Deadlatch)
- Backset:** Adjustable backset, fits 2-3/8" or 2-3/4"
- Cylinders:** 6-pin, solid brass, keyed 6-pin, S123 keyway, keyed different (KD)
- Door Range:** 1-3/4" to 2" standard (1-3/8" available, must be specified)
- Keys:** Nickel silver cut keys, 6-pin, S123 section
- Center to Center:** Fits 4" or 5 1/2" (factory default) center to center door preps

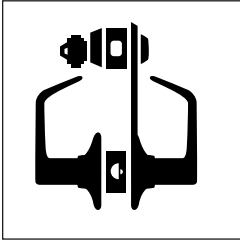
ANSI/BHMA Certified A156.12-2013, Grade 2, UL Listed for 3-hour fire door.

SCHLAGE ANSI

CS210PD F95

Entrance, Single Locking

Deadbolt operated by key from outside or by turn unit from inside. Bolt automatically deadlocks when fully thrown. Latch retracted by lever from either side. Turning inside lever retracts deadbolt and latch simultaneously for immediate exit.

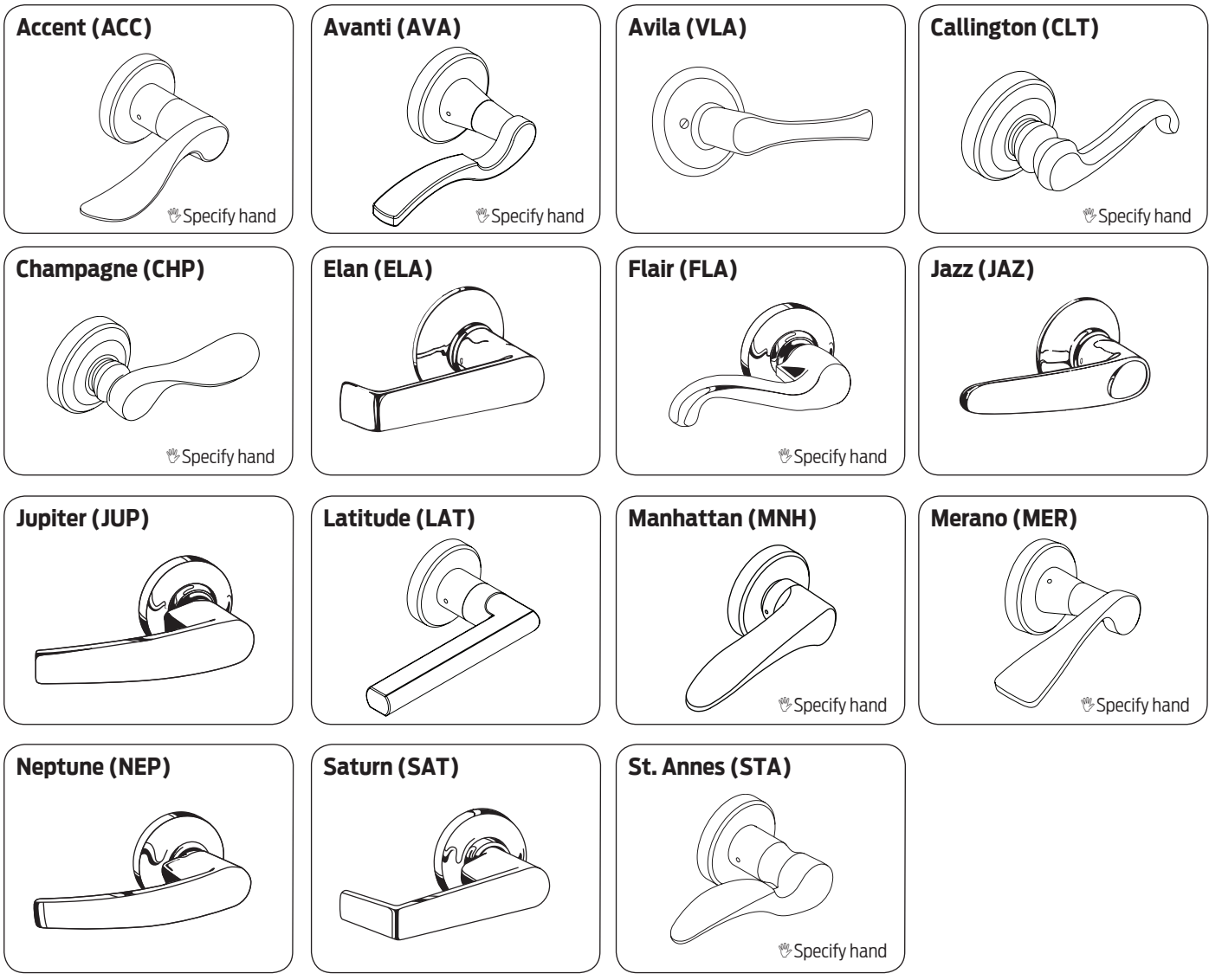


INTERCONNECTED

CS210-4

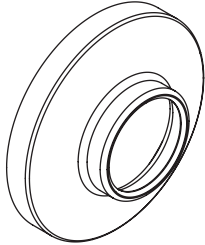
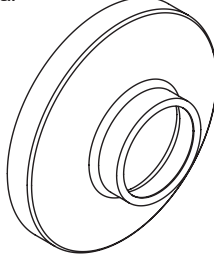
H-Series

S200-Series



Commercial Lever Suite						
CS200 Lock*	F Lock	S Lock	98/99 Exit	ND Levers	AL Lock	L Lock Levers
Jupiter	Jupiter	Jupiter	07	Athens	Jupiter	07
Neptune	Neptune	Neptune	17	Sparta	Neptune	17
Saturn	Saturn	Saturn	06	Rhodes	Saturn	06
Flair	Flair	Flair	Asti			Asti

* The remainder of the CS200 lever options suite with the F Lock line

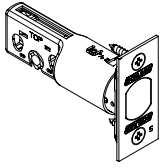
Roses	
<p>Inside/Outside Rose - Saturn Levers: JUP, NEP, SAT Size: 2 1/2" dia.</p> 	<p>Outside Rose - Georgian Levers: OME Size: 2 1/2" dia.</p> 

CS210 · Complete Locks

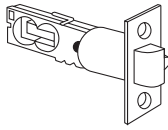
INTERCONNECTED

Latches

12-340



16-260

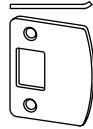


Strikes, Deadbolts

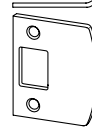
10-094
Standard



10-092



10-095



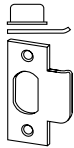
10-116



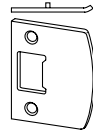
CS210-6

Strikes, Deadlatches

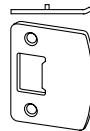
10-001



10-026
Standard



10-027



H-Series

S200-Series

Function	Description	Design and Finishes	Primary Cylinder Adjustments Available Levers Available Finishes						
			LD CD	RD TD*	JD	BD BDC	GD	HD*	
Keyed, Single Cylinder		ACC AVA VLA CLT CHP ELA FLA JAZ JUP LAT MNH MER NEP SAT STA	ALL						
			605 609 619 625 626 643e						
			LD CD	RD TD	JD	BD BDC	GD	HD	
CS210PD	Entrance	321	333	-51	+31	-28	N/C	+67	+35
SECONDARY CYLINDER ADJUSTMENT	EVEREST AND RESTRICTED KEYWAY								
	EVEREST D & T FAMILY & RESTRICTED KEYWAYS (QUAD, NUMBERED, REVERSE)			+13.50					
* Temporary cores (TD and HD options) require non-refundable core handling charge (50-231) of \$8.30 and will be added to the price of the lock.									

INTERCONNECTED

 CS210-7

 H-Series

 S200-Series

INTERCONNECTED

CS210-8

H-Series

S200-Series

Deadbolts/Deadlatches				
Combo Part Number	Deadbolt	Deadlatch	Backset - Hsg Dia. - Description	Lock Adjustment
12-339	12-340	12-260	2 3/8" or 2 3/4" - 1" - Dual Option, 1" x 2 1/4", standard (square corner standard, round corner included in the package)	N/C

Deadbolt Strikes			
Part Number	Lip Length - Description		Lock Adjustment
10-094	N/A - Square corner, 1 1/8" x 2 3/4"		N/C
10-092	1 1/8" - 1/4" Radius round corner, full lip, no box, 1 5/8" x 2 1/4"		
10-095	1 1/8" - 1/4" Square corner, full lip, no box, 1 5/8" x 2 1/4"		
10-116	N/A - Round corner strike, no lip, 1 1/8" X 2 3/4"		

Deadlatch Strikes			
Part Number	Lip Length - Description		Lock Adjustment
10-001	1 1/8" - Square corner, T-strike, box, 1 1/8" x 2 3/4"		N/C
10-026	1 1/8" - Square corner, full lip, no box, 1 5/8" x 2 1/4"		
10-027	1 1/8" - 1/4" Radius round corner, full lip, no box, 1 5/8" x 2 1/4"		

Strike Combinations			
Deadbolt Strike	Deadlatch Strike	Specify Combo Number	Add to Lock Price
10-094	10-001	10-109	N/C
10-094	10-026	10-121	
10-116	10-027	10-122	
10-092	10-027	10-123	
10-095	10-026	10-124	

Locks Less Components		
Description	Specify	Lock Adjustment
Less deadbolt strike	LLL for deadbolt strike Example: CS210PD SAT 12-339 LLL/10-001	N/C
Less deadlatch strike	LLL for deadlatch strike Example: CS210PD SAT 12-339 LLL/10-094	N/C
Less both levers	LLL for both Levers Example: CS210PD LLL/SAT LLL	\$9.40

Shaded items are standard components and are furnished with locks unless otherwise specified.

Deadbolts									
Available Finishes - Specify for Listed Parts				605	609	619	625	626	643e
12-340, 12-291, 12-633				▪	▪	▪	▪	▪	▪
Part Number	Backset - Description			Price Each					
12-340	2 3/8" or 2 3/4" - Square corner, 1" x 2 1/4" Round corner, 1" x 2 1/4", included			\$35.10					
12-291	2 3/8" or 2 3/4" - Square corner, 1 1/8" x 2 1/4"			74.30					
12-633	5" - Square corner, 1 1/8" x 2 1/4"								

Deadlatches									
Available Finishes - Specify for Listed Parts				605	609	619	625	626	643e
16-260, 16-228, 16-132				▪	▪	▪	▪	▪	▪
Part Number	Backset - Description			Price Each					
16-260	2 3/8" or 2 3/4" - Square corner, 1" x 2 1/4" Round corner, 1" x 2 1/4", included			\$30.00					
16-228	2 3/8" or 2 3/4" - Square corner, 1 1/8" x 2 1/4"			38.80					
16-132	5" - Square corner, 1 1/8" x 2 1/4"								

Deadbolt/Deadlatch Combinations									
Available Finishes - Specify for Listed Parts				605	609	619	625	626	643e
12-339, 16-483, 16-484				▪	▪	▪	▪	▪	▪
Part Number	Backset - Description	Deadbolt	Deadlatch	Price Each					
12-339	2 3/8" or 2 3/4" - Dual Option, 1" x 2-1/4"	12-340	16-260	\$65.00					
16-483	2 3/8" or 2 3/4" - Square corner, 1 1/8" x 2 1/4"	12-291	16-228						
16-484	5" - Square corner, 1" x 2 1/4"	12-633	16-132	112.00					

Deadbolt Strikes									
Available Finishes - Specify for Listed Parts				605	609	619	625	626	643e
10-094, 10-092, 10-095				▪	▪	▪	▪	▪	▪
Part Number	Lip Length - Description			Price Each					
10-094	N/A - Square corner, 1 1/8" x 2 3/4"			\$11.60					
10-092	1 1/8" - 1/4" Radius round corner, full lip, no box, 1 5/8" x 2 1/4"			7.20					
10-095	1 1/8" - Square corner, full lip, no box, 1 5/8" x 2 1/4"								
10-116	N/A - Round corner strike, no lip, 1 1/8" X 2 3/4"			12.50					

Deadlatch Strikes									
Available Finishes - Specify for Listed Parts				605	609	619	625	626	643e
10-001, 10-026, 10-027				▪	▪	▪	▪	▪	▪
Part Number	Lip Length - Description			Price Each					
10-001	Square corner, T-strike, box, 1 1/8" x 2 3/4"			\$6.00					
10-026	1 1/8" - Square corner, full lip, no box, 1 5/8" x 2 1/4"			6.90					
10-027	1 1/8" - 1/4" Radius round corner, full lip, no box, 1 5/8" x 2 1/4"								

Deadbolt/Deadlatch Strike Combinations									
Available Finishes - Specify for Listed Parts				605	609	619	625	626	643e
10-109, 10-121, 10-122, 10-123, 10-124				▪	▪	▪	▪	▪	▪
Part Number	Deadbolt Strike	Deadlatch Strike		Price Each					
10-109	10-094	10-001 1 1/8" lip		\$17.60					
10-121	10-094	10-026		18.50					
10-122	10-116	10-027							
10-123	10-092	10-027		14.10					
10-124	10-095	10-026							

INTERCONNECTED

Finished Trim Subassemblies/Components

Available Finishes - Specify for Listed Parts				605	609	619	625	626	643e
S206-501, S206-516, S206-515, S206-518, S206-517, F206-496, 08-023, F506-864, F206-493 06-242				▪	▪	▪	▪	▪	▪
Part Number	Description			Price Each					
S206-501	Assembly cylinder housing			\$48.10					
S206-516	Assembly cylinder housing FSIC thin door			188.00					
S206-515	Assembly cylinder housing FSIC			178.00					
S206-518	Assembly cylinder housing SFIC thin door			120.00					
S206-517	Assembly cylinder housing SFIC thin door			104.00					
F206-496	Outside chassis assembly interconnect			29.40					
08-023	Rose SAT PLY			10.30					
F506-864	Escutcheon CAM PLY			75.80					
F206-493	Plate, escutcheon assembly			38.20					
06-242	Kit, levers			46.80					

CS210-10

Miscellaneous Subassemblies/Components

Part Number	Description	Price Each
S206-502	Interconnect assembly, mechanical	\$79.50
F206-494	Inside chassis assembly, interconnect	30.30
A501-945	Ring reinf rose, LUN-ORB-TUL	0.42

Screw/Screw Packs

Available Finishes - Specify for Listed Parts				605	609	619	625	626	643e
B202-578, S206-504				▪	▪	▪	▪	▪	▪
Part Number	Description	Contents	Price Each						
B202-578	Latch and strike	(4) C603-897	\$4.60						
S206-504	Chassis & trim	(2) B600-100 (2) B520-621 (2) F506-278	5.20						
B502-873*	Screw, reinf. strike	-	0.24						
* Order in multiples of 100									

H-Series

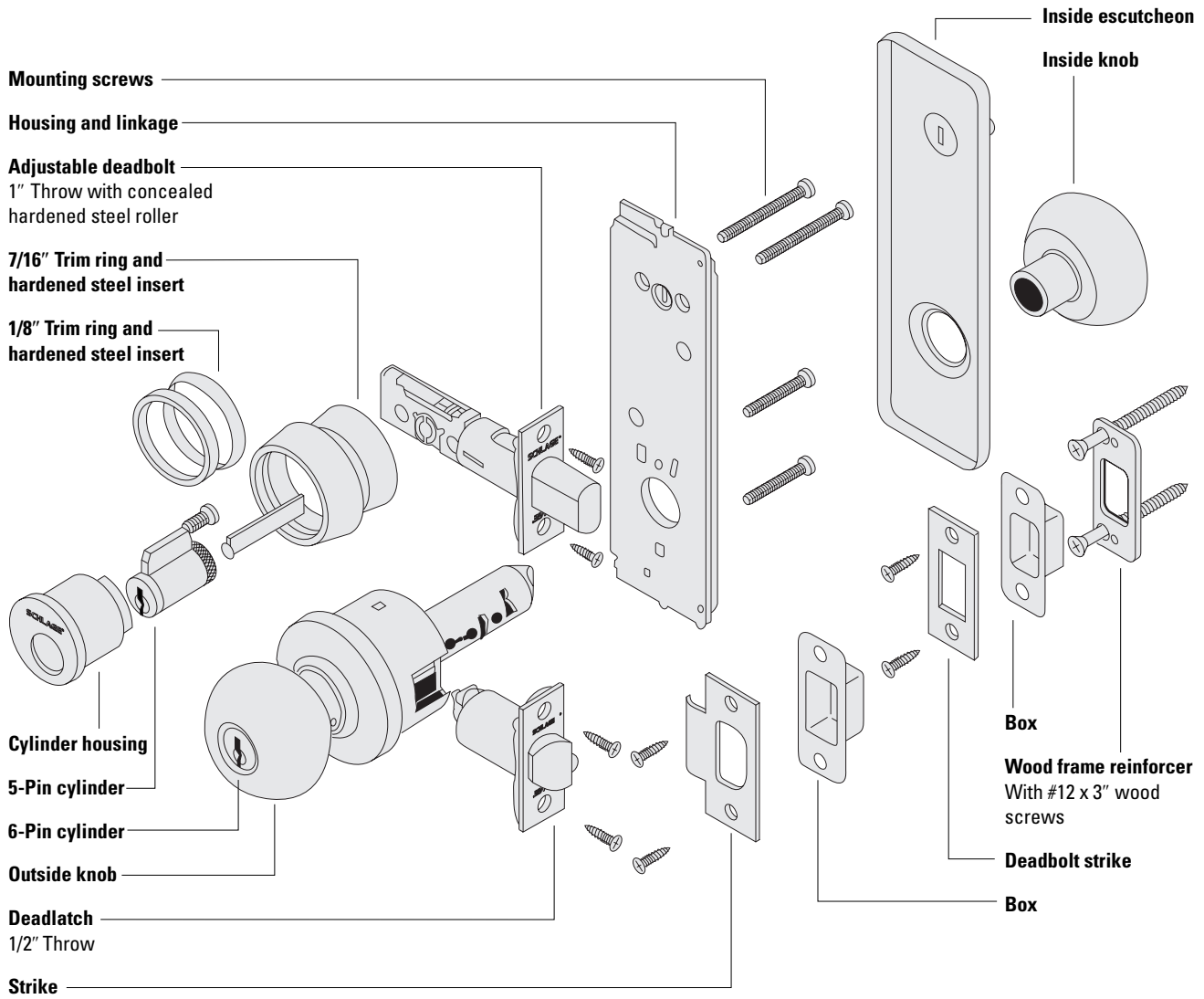
Cylinder Reference Table

Available Finishes - Specify for Listed Parts				606	626
22-093					
Part Number	Cylinder Mechanism	Function	Design	Price Each Open	Price Each Restricted
22-093	Conventional	Standard Functions	All	\$51.00	\$64.50

S200-Series

H Series

INTERCONNECT LOCK



H Series

INTERCONNECT LOCK

INTERCONNECTED

CS200-Series

H-2

S200-Series

To order Schlage products, descriptive data should be in the same sequence as shown below.

Line Item	Qty	Product	Outside		Inside		Hand	Latch	Strike	Dr Thk	Ext	DIM	Additional Details
			DES	FIN	DES	FIN							
1	10	H110PD	ORB	626	PLY	613	-	19-071	10-250	238	EE	-	-

- Line Item:** Line item number
- Qty:** Quantity
- Product:** Product function + Cylinder code
- Outside Des:** Outside lever design
- Outside Fin:** Outside finish
- Inside Des:** Inside lever design: Specify only if different from the outside lever design
- Inside Fin:** Inside lever finish: Specify only if different from the outside finish
- Hand:** Hand of door: N/A for H lock
- Latch:** Product latch: Leave blank for standard latch or specify part number if non-standard latch is required.
- Strike:** Product strike: Leave blank for standard strike or specify part number if non-standard strike is required.
- Dr Thk:** Door thickness: Enter door thickness if non-standard. Example: 138=1 3/8", 214=2 1/4"
- Ext:** Extension: Enter for doors 2" or greater. Example: EE=extended equally, EI=extended inside, EO=extended outside, ED=extended differently
- Dim:** Dimension: Enter only for non-standard strike lip length
- Additional Details:** Enter additional detail for keying information or special requirements



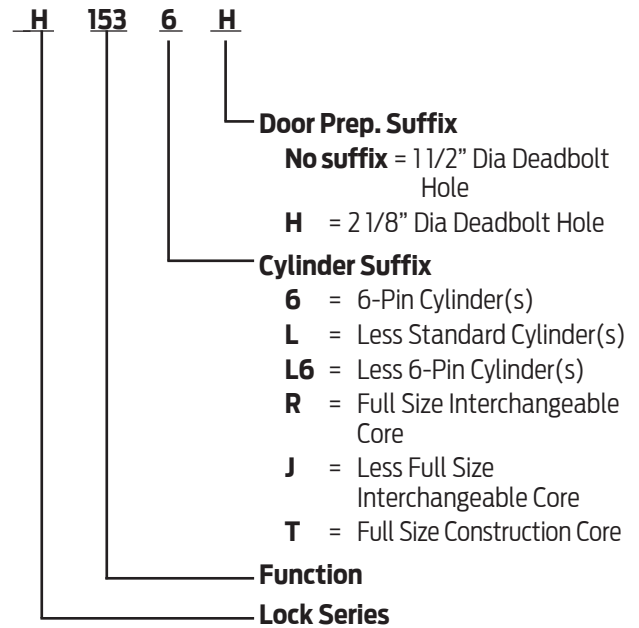
Common Pricing Information	
1.	Locks are furnished with standard features unless otherwise specified.
2.	Door thickness is 1 3/4" unless otherwise specified.
3.	Split finishes and designs will be priced at the highest list price of the design and/or finish.
4.	Engineering specials are denoted by a part number beginning with "X" and are not subject to standard discounting.
5.	 denotes a lock or part that requires an extended lead time.
6.	 denotes a handed product and requires handing to be specified.
7.	For all restricted keyways (Everest D, Everest 29 T, Quad, Numbered, Reversed) add \$13.50. This does not apply to Primus cylinders. See Terms and Conditions for ordering information and requirements.
8.	Locks, keys and cylinders containing restricted keyways require additional documentation to order. Please see Terms and Conditions for the specific requirements.
9.	Keyway must be specified for keyed functions and cylinders. If not specified, default keyway will be S123 for KA, KD and 0-bitted product and S145 for Factory managed masterkey systems.
10.	Multiple keying options are available. Locks and cylinders are furnished KD unless otherwise specified or excepted by notation.
11.	Control Keys for permanent and construction cores are not included with the lock or cylinder and must be ordered separately.
12.	Locks specified with "C" keyway and KD or 0-bitted will receive 6 pin cylinders (keyed 5) with 5 pin keys.
13.	Full Size Interchangeable Cores (FSIC) are furnished 1-bitted unless otherwise specified. If 0-bitted is selected, the order will be entered as 1-bitted. This does not apply to FSIC Primus® cores.
14.	Conventional cylinders, Primus cylinders (conventional and FSIC) can be supplied 0-bitted. If 1-bitted is selected, the order will be entered as 0-bitted.
15.	Available plug face finishes are 606 and 626. For brass or bronze finish colors, the plug face finish is 606. For chrome, nickel or stainless steel finish colors, the plug face finish is 626.

Table of Contents

Functions	H-4
Complete Locks	H-5
Options	H-8
Deadbolts/Deadlatches	H-8
Deadbolt Strikes	H-8
Deadlatch Strikes	H-8
Strike Combinations	H-8
Locks Less Components	H-9
Non-Standard Door	H-9
Parts	H-10
Knobs/Levers and Related Parts	H-10
Roses	H-10
Escutcheons	H-10
Deadbolt/Deadlatch Combinations	H-11
Deadbolts	H-11
Deadbolt Strikes	H-11
Latch Strikes	H-11
Deadbolt/Latch Strike Combinations	H-12
Miscellaneous Parts	H-12
Plunger Parts	H-13
Reinforcements and Adapters	H-13
Screws	H-13
Cylinders	H-14
Complete Cylinders	See Cylinders Section
How To Order	Forms & Examples

Product Identification



Finish Codes and Descriptions

Code		Description
605	(US 3)	Bright Brass
606	(US 4)	Satin Brass
609	(US 5)	Antique Brass
612	(US 10)	Satin Bronze
613	(US 10B)	Oil Rubbed Bronze
625	(US 26)	Bright Chromium Plated
626	(US 26D)	Satin Chromium Plated

Standard Features

H Knobs and Levers

Certification	UL Listed for 3-hour fire door.
Deadbolt	1" x 2 1/4", Square corner faceplate, 1" housing diameter, 1" throw
Latch	1" x 2 1/4", Square corner faceplate, 7/8" housing diameter, 1/2" throw
Strikes	1 1/8" x 2 3/4" Square corner, box (deadbolt) and 1 1/8" x 2 3/4", square corner T-strike, box (latch)
Reinforcement	Door frame strike reinforcer with 3" screws
Backset	2 3/8"
Cylinder(s)	6-Pin upper cylinder and 6-pin lower cylinder, solid brass, keyed 6-pin, S123 keyway, keyed different (KD), upper and lower cylinders are keyed alike
Door Range	1 3/8" – 1 3/4"
Keys	Two nickel silver cut keys per lock, 6-pin, S123 section

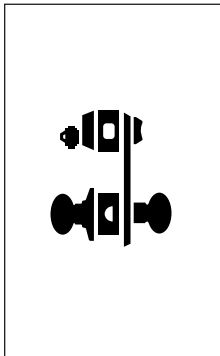
H · Functions

UL Listed for 3-hour fire door.

Interconnected Locks

SCHLAGE ANSI

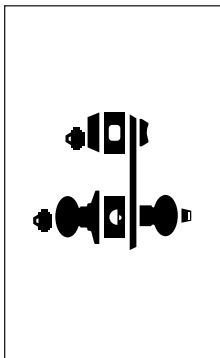
H110 F95



Entrance, Single Locking

Deadbolt thrown or retracted by key in upper lock from outside or by inside turn unit. Bolt automatically deadlocks when fully thrown. Latchbolt retracted by knob/lever from either side. Inside knob/lever retracts deadbolt and deadlatch simultaneously for immediate exit.


H153 F97



Entrance, Double Locking

Deadbolt thrown or retracted by key in upper lock from outside or by inside turn unit. Bolt automatically deadlocks when fully thrown. Deadlatch retracted by key in outer knob when locked by pushing turn-button in inner knob/lever. Outer knob may be fixed in locked position by rotating turn-button. Inside knob/lever retracts deadbolt and deadlatch simultaneously for immediate exit.

H180 F98




Storeroom Lock

Deadbolt thrown or retracted by key from outside or by inside turn unit. Bolt automatically deadlocks when fully thrown. Outside knob is fixed. Entrance by key only. Turning inside knob/lever retracts deadbolt and latch simultaneously for immediate exit.

Interconnected Locks

SCHLAGE ANSI

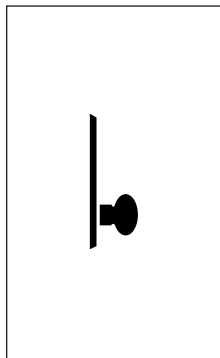
H185 F100



Hotel-Motel Lock*

Deadbolt thrown or retracted by key in upper lock from outside or by inside turn unit. Bolt automatically deadlocks when fully thrown. Deadlatch retracted by key in outer fixed knob. Push-button in inner knob/lever activates visual occupancy indicator, allowing only emergency masterkey to operate. Turning inside knob/lever or closing door releases visual occupancy indicator. Rotation of inside spanner-button provides lockout feature by keeping indicator thrown. Turning inside knob/lever retracts deadbolt simultaneously for immediate exit.

H170



Single Dummy Inside Trim

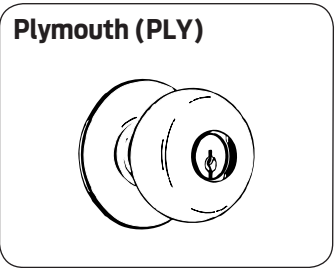
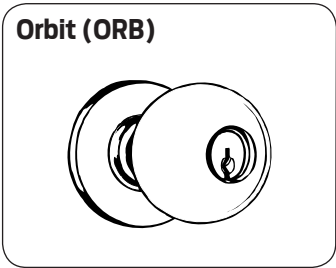
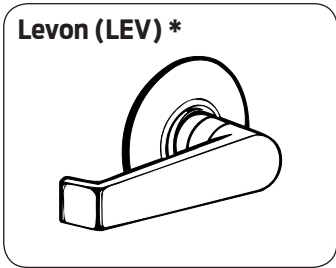
Snap-on rose and knob/lever. Concealed mounting screws.

INTERCONNECTED

CS200-Series

H-4

S200-Series



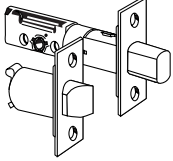
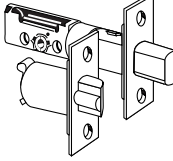
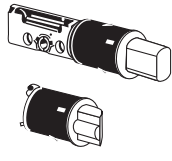
* LEV lever is available as inside trim only on keyed, double locking functions. Not available in 606 and 609.

Commercial Lever Suite	
Schlage H Lock	A Lock
Levon	Jupiter
Orbit	Neptune
Plymouth	Saturn

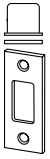

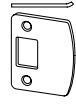
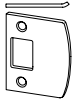
H - Complete Locks

INTERCONNECTED

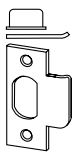
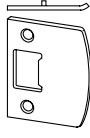
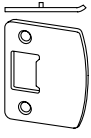

Latches

<p>19-071 Standard</p> 	<p>19-077 Standard</p> 	<p>19-079</p> 
---	---	--

Strikes, Deadbolts

<p>10-055 Standard</p> 	<p>10-064</p> 	<p>10-092</p> 	<p>10-095</p> 
---	--	---	--

Strikes, Deadlatches

<p>10-001 Standard</p> 	<p>10-026</p> 	<p>10-027</p> 	<p>10-058</p> 
--	---	--	---

CS200-Series

H-6

S200-Series

Function	Description	Design and Finishes			Primary Cylinder Adjustments Available Levers Available Finishes		
		LEV* ORB PLY			LD	RD TD**	JD
		626	605 606 609 612 625	613			
Keyless				PLY ORB	ORB		
H170	Single Dummy	260	272	290	605 606 609 612 613 625 626		
Keyed, Single Cylinder				LD	RD TD	JD	
H110PD	Entrance	398	410	428	-51	+31	-28
Keyed, Double Cylinder				LD CD	RD TD	JD	
H153PD	Entrance	398	410	428	-102	+62	-56
H180PD	Storeroom						
H185PD	Hotel-Motel				-127		
Secondary Cylinder Adjustment	EVEREST AND RESTRICTED KEYWAY - DOES NOT APPLY TO PRIMUS						
	EVEREST D & T FAMILY & RESTRICTED KEYWAYS (QUAD, NUMBERED, REVERSE)					+13.50	
	PRIMUS/PRIMUS XP - ORDER THE LOCK LESS CYLINDER AND THE CYLINDER SEPERATELY (PRICES BELOW)						
	SINGLE KIL EXAMPLE: 1 EA. H110LD & 1 EA. 20-729(-XP)					+113	
	DOUBLE KIL EXAMPLE: 1 EA. H153LD & 1 EA. 20-729(-XP) 1 EA. 20-724(-XP)					+226	
	SINGLE FSIC EXAMPLE: 1 EA. H180JD & 1 EA. 20-740(-XP)					+122	
DOUBLE FSIC EXAMPLE: 1 EA. H153JD & 2 EA. 20-740(-XP)					+244		
*	On keyed functions the LEV lever is available for inside trim only for double locking functions; not available in 606 or 609.						
**	Temporary cores (TD options) require non-refundable core handling charge (50-231) of \$8.30 and will be added to the price of the lock.						

INTERCONNECTED

CS200-Series

H-7

S200-Series

INTERCONNECTED

Deadbolt/Deadlatch Combinations				
Combo Part Number	Deadbolt	Deadlatch	Backset - Hsg Dia. - Description	Lock Adjustment
Deadbolt/Springle combinations for Single Locking Functions (H110)				
19-071	12-288	11-068	2 3/8" - 1" - Square corner, 1" x 2 1/4"	N/C
19-072	12-289	11-069	2 3/8" - 1" - Round corner, 1" x 2 1/4"	
19-073	12-290	11-110	2 3/8" - 1" - Circular, drive-in, 626 only for bolt (605 & 626 only)	
19-074	12-288	11-111	2 3/4" - 1" - Square corner, 1" x 2 1/4"	
19-075	12-289	11-112	2 3/4" - 1" - Round corner, 1" x 2 1/4"	
19-076	12-290	11-113	2 3/4" - 1" - Circular, drive-in, 626 only for bolt (605 & 626 only)	
Deadbolt/Deadlatch Combinations for Double Locking Functions (H153, H180, H185)				
19-077	12-288	11-085	2 3/8" - 1" - Square corner, 1" x 2 1/4"	N/C
19-078	12-289	11-088	2 3/8" - 1" - Round corner, 1" x 2 1/4"	
19-079	12-290	11-104	2 3/8" - 1" - Circular, drive-in, 626 only for bolt (605 & 626 only)	
19-080	12-288	11-091	2 3/4" - 1" - Square corner, 1" x 2 1/4"	
19-081	12-289	11-092	2 3/4" - 1" - Round corner, 1" x 2 1/4"	
19-082	12-290	11-105	2 3/4" - 1" - Circular, drive-in, 626 only for bolt (605 & 626 only)	

CS200-Series

Deadbolt Strikes		
Part Number	Lip Length - Description	Lock Adjustment
10-055	N/A - Square corner, box, 1 1/8" x 2 3/4"	N/C
10-064	N/A - Circular drive-in, thimble strike, 1 3/16" diameter, 494 (626 only)	
10-092	1 1/8" - 1/4" Radius round corner, full lip, no box, 1 5/8" x 2 1/4"	
10-095	1 1/8" - 1/4" Square corner, full lip, no box, 1 5/8" x 2 1/4"	

H-8

Deadlatch Strikes		
Part Number	Lip Length - Description	Lock Adjustment
10-001	1 1/8" - Square corner, T-strike, box, 1 1/8" x 2 3/4"	N/C
10-004	1 1/8" - 1/4" Radius round corner, T-strike, box, 1 1/8" x 2 3/4"	
10-026	1 1/8" - Square corner, full lip, no box, 1 5/8" x 2 1/4"	
10-027	1 1/8" - 1/4" Radius round corner, full lip, no box, 1 5/8" x 2 1/4"	
10-058	1 7/32" - Circular, adjustable, 1 3/4" diameter (605 & 626 only)	

S200-Series

Strike Combinations			
Latch Strike	Deadbolt Strike	Specify Combo Number	Lock Adjustment
10-001, 1 1/8" Lip	10-055	10-250	N/C
10-001, 1 1/8" Lip	10-064	10-251	
10-026	10-055	10-252	
10-026	10-064	10-253	
10-027	10-055	10-255	
10-027	10-064	10-256	
10-027	10-092	10-257	
10-058	10-064	10-258	
10-026	10-095	10-259	

Shaded items are standard components and are furnished with locks unless otherwise specified.

Locks Less Components		
Description	Specify	Lock Adjustment
Less each knob or lever	LLL for knob or lever design Example: HI53 LLL/PLY x PLY	-8.00
Less each rose or escutcheon	LLL for rose or escutcheon design Example: HI53 PLY x PLY/LLL	-6.20
Less deadbolt	LLL for deadbolt Example: HI53 PLY 626 LLL/11-068 10-250	-12.30
Less springlatch	LLL for springlatch Example: HI10 PLY 606 12-228/LLL 10-250	-10.30
Less deadlatch	LLL for deadlatch Example: HI53 PLY 626 12-288/LLL 10-250	-17.30
Less deadbolt strike	LLL for deadbolt strike Example: HI53 PLY 613 19-057 LLL 10-001	-4.70
Less latch strike	LLL for latch strike Example: HI53 PLY 613 19-057 10-055/LLL	-9.80
Lock chassis only - Chassis for non-ORB designs is furnished unless ORB design is specified. Includes housing and linkage	LLL for all possible components Example: HI53L LLL 626 LLL LLL	Sum of all applicable deducts*

* Use PLY design for base price

Non-Standard Door		
Description	Specify	Lock Adjustment
Preparation for 2 1/8" diameter deadbolt hole	H suffix Example: HI10H ORB 626	+12.60
Extended Inside (EI), from 2" – 2 1/2"	Door thickness and how door is extended Example: 2", EI	+56.80

INTERCONNECTED

CS200-Series

H-10

S200-Series

Knobs/Levers and Related Parts		605	606	609	612	613	625	626
Available Finishes - Specify for Listed Parts		605	606	609	612	613	625	626
01-008, 01-009, 01-026, 01-018		▪				▪		▪
Part Number	Description	Price Each						
01-008*	Knob or lever - closed, LEV ORB** PLY	\$33.10						
01-009*	Knob or lever - open, LEV ORB** PLY							
01-026*	Knob - FSIC, ORB**	62.10						
01-018	Cylinder knob and sleeve	46.20						
01-081	Sleeve for cylinder knob	8.60						
01-053	Full size core driver and retainer	10.70						
A501-941	Full size core retainer	4.00						
C604-307	Full size core driver, universal	7.80						
* Specify part number, style & finish. Ex: 08-020 SAT 626								
** ORB knob requires modified chassis								

Roses		605	606	609	612	613	625	626
Available Finishes - Specify for Listed Parts		605	606	609	612	613	625	626
01-001 PLY		▪		⊗	▪	▪	▪	▪
01-001 TUL		▪		⊗	▪	▪		▪
Part Number	Description	Price Each						
01-001	Outside Rose, PLY (for PLY & LEV); TUL (for ORB)	\$24.90						

Escutcheons		605	606	609	612	613	625	626
Available Finishes - Specify for Listed Parts		605	606	609	612	613	625	626
07-057, 07-035, 36-056		▪				▪		▪
Part Number	Description	Price Each						
07-057	Inside escutcheon assembly MET	\$99.60						
07-035	Inside escutcheon, dummy - H170 MET	70.20						
36-056	Outside trim, tie-in escutcheon MET	34.70						

Deadbolt/Deadlatch Combinations										
Available Finishes - Specify for Listed Parts				605	606	609	612	613	625	626
19-071, 19-072, 19-073, 19-074, 19-075, 19-076, 19-077, 19-078, 19-079, 19-080, 19-081, 19-082				▪	▪	▪	▪	▪	▪	▪
Combo Part Number	Deadbolt	Deadlatch*	Backset - Hsg Dia - Description	Price Each						
Deadbolt/Springlatch Combinations for Single Locking Functions (H110)										
19-071	12-288	11-068	2 3/8" - 1" - Square corner, 1" x 2 1/4"	\$83.10						
19-072	12-289	11-069	2 3/8" - 1" - Round corner, 1" x 2 1/4"							
19-073	12-290	11-110	2 3/8" - 1" - Circular, drive-in, 626 only for bolt (605 & 626 only)							
19-074	12-288	11-111	2 3/4" - 1" - Square corner, 1" x 2 1/4"							
19-075	12-289	11-112	2 3/4" - 1" - Round corner, 1" x 2 1/4"							
19-076	12-290	11-113	2 3/4" - 1" - Circular, drive-in, 626 only for bolt (605 & 626 only)							
Deadbolt/Deadlatch Combinations for Double Locking Functions (H153, H180, H185)										
19-077	12-288	11-085	2 3/8" - 1" - Square corner, 1" x 2 1/4"	83.10						
19-078	12-289	11-088	2 3/8" - 1" - Round corner, 1" x 2 1/4"							
19-079	12-290	11-104	2 3/8" - 1" - Circular, drive-in, 626 only for bolt (605 & 626 only)							
19-080	12-288	11-091	2 3/4" - 1" - Square corner, 1" x 2 1/4"							
19-081	12-289	11-092	2 3/4" - 1" - Round corner, 1" x 2 1/4"							
19-082	12-290	11-105	2 3/4" - 1" - Circular, drive-in, 626 only for bolt (605 & 626 only)							
* To price deadlatches separately, see A Lock parts										

Deadbolts										
Available Finishes - Specify for Listed Parts				605	606	609	612	613	625	626
12-288, 12-289, 12-290				▪	▪	▪	▪	▪	▪	▪
Part Number	Lip Length - Description			Price Each						
12-288	2 3/8" to 2 3/4" - 1" - Square corner, 1" x 2 1/4"			\$31.00						
12-289	2 3/8" to 2 3/4" - 1" - Round corner, 1" x 2 1/4"									
12-290	2 3/8" to 2 3/4" - 1" - Circular, drive-in, 626 only for bolt (605 & 626 only)			35.00						

Deadbolt Strikes										
Available Finishes - Specify for Listed Parts				605	606	609	612	613	625	626
10-055, 10-064, 10-092, 10-095				▪	▪	▪	▪	▪	▪	▪
Part Number	Lip Length - Description			Price Each						
10-055	N/A - Square corner, box, 1 1/8" x 2 3/4"			\$13.90						
10-064	N/A - Circular drive-in, thimble strike, 1 3/16" diameter, 494 (626 only)									
10-092	1 1/8" - 1/4" Radius round corner, full lip, no box, 1 5/8" x 2 1/4"			7.50						
10-095	1 1/8" - 1/4" Square corner, full lip, no box, 1 5/8" x 2 1/4"									

Latch Strikes										
Available Finishes - Specify for Listed Parts				605	606	609	612	613	625	626
10-001, 10-004, 10-026, 10-027, 10-058				▪	▪	▪	▪	▪	▪	▪
Part Number	Lip Length - Description			Price Each						
10-001	1 1/8" - Square corner, T-strike, box, 1 1/8" x 2 3/4"			\$6.20						
10-004	1 1/8" - 1/4" Radius round corner, T-strike, box, 1 1/8" x 2 3/4"									
10-026	1 1/8" - Square corner, full lip, no box, 1 5/8" x 2 1/4"			7.20						
10-027	1 1/8" - 1/4" Radius round corner, full lip, no box, 1 5/8" x 2 1/4"									
10-058	1 7/32" - Circular, adjustable, 1 3/4" diameter (605 & 626 only)									
				10.40						

Shaded items are standard components and are furnished with locks unless otherwise specified.

Deadbolt/Deadlatch Strike Combinations

Available Finishes - Specify for Listed Parts				605	606	609	612	613	625	626
10-250, 10-251, 10-252, 10-253, 10-255, 10-256, 10-257, 10-258, 10-259				▪	▪	▪	▪	▪	▪	▪
Part Number	Deadbolt Strike	Deadlatch Strike	Price Each							
10-250	10-055	10-001, 11/8" lip	\$20.20							
10-251	10-064	10-001, 11/8" lip	20.20							
10-252	10-055	10-026	21.10							
10-253	10-064	10-026	21.10							
10-255	10-055	10-027	21.10							
10-256	10-064	10-027	21.10							
10-257	10-092	10-027	14.70							
10-064	10-055	10-058	24.30							
10-095	10-064	10-026	14.70							

Miscellaneous Parts

Part Number	Description	Price Each
A201-370	Cam & driver - H180	\$7.90
A301-386	Spindle & catch, ins. - H153, H180, H185	8.00
A301-387	Spindle & catch, out. - H110	
A301-402	Cam unit, out. - H153, H185	
A501-305	Hub plate, ins.	6.30
A501-615	Spindle wedge - H180, H185	6.00
A501-710	Swivel sleeve - H185	6.10
A501-901	Plate, out. - H180, H185	4.20
A508-399	Plate, out. - H110, H153	
A508-597	Spring separator - H153, H180, H185	6.10
A508-598	Frame	9.70
A508-600	Housing	13.40
A508-605	Slide spring	6.10
A590-158	Slide, restoring - H185	
A590-159	Slide, non-restoring - H153, H180	
A590-181	Slide, non-restoring - H110	
C503-008*	Cotter pin	0.56
G105-209	Housing and spindle, RH inside, dummy - H170	24.00
G105-023	Housing and linkage	93.90
G105-249	Housing and spindle, LH inside, dummy - H170	24.00
G570-232	Plug, spindle, lever designs only - H110	11.10
*	Order in multiples of 100	

Plunger Parts										
Available Finishes - Specify for Listed Parts				605	606	609	612	613	625	626
01-060, 01-063				▪	☒	☒	▪	▪	▪	▪
Part Number	Dimension - Design - Door Range - Description			Price Each						
01-060*	360 - Non-ORB - 1 3/8" - 1 7/8" - Plunger unit, ins. - A53			\$13.00						
	424 - Non-ORB - over 1 7/8" - 2 1/4", EI - Plunger unit, ins. - A53									
	449 - Non-ORB - over 2 1/4" - 2 1/2", EI - Plunger unit, ins. - A53									
	428 - ORB - 1 3/8" - 1 7/8" - Plunger unit, ins. - A53									
	492 - ORB - over 1 7/8" - 2 1/4", EI - Plunger unit, ins. - A53									
	517 - ORB - over 2 1/4" - 2 1/2", EI - Plunger unit, ins. - A53									
01-063*	363 - Non-ORB - 1 3/8" - 1 7/8" - Plunger unit, ins. - A85			\$28.40						
	427 - Non-ORB - over 1 7/8" - 2 1/4", EI - Plunger unit, ins. - A85									
	452 - Non-ORB - over 2 1/4" - 2 1/2", EI - Plunger unit, ins. - A85									
	431 - ORB - 1 3/8" - 1 7/8" - Plunger unit, ins. - A85									
	497 - ORB - over 1 7/8" - 2 1/4", EI - Plunger unit, ins. - A85									
	520 - ORB - over 2 1/4" - 2 1/2", EI - Plunger unit, ins. - A85									
* Specify part number, dimension, design & finish. Ex: 01-060 492 ORB 626										

Reinforcements and Adapters		
Part Number	Description	Price Each
37-001	Metal door reinforcer kit, fits both 7/8" and 1" diameter housings - Specify door thickness, includes A501-567 and A501-565 or A501-566	\$31.50
A501-565	Reinforcer for 1 3/8" thick non-reinforced metal doors. Fits both 7/8" and 1" diameter housings.	15.80
A501-566	Reinforcer for 1 3/4" thick non-reinforced metal doors. Fits both 7/8" and 1" diameter housings.	
A501-567	3 1/2" Long latch housing sleeve used to reinforce joint between latch and backset link or to hold latch in metal doors	9.90
A501-878**	Faceplate adapter to adapt 1" faceplate to 1 1/8" door preparation	0.64
G506-815	1" Long latch housing sleeve to adapt 7/8" housing to 1" bore	5.60
** Order in multiples of 100		

Screws										
Available Finishes - Specify for Listed Parts				605	606	609	612	613	625	626
A501-818, E505-315, E505-366				▪	☒	☒	▪	▪	▪	▪
Part Number	Description	Type	Size	Price Each						
A501-818***	Mounting screw, upper cylinder 5-pin, 2 required	POH Mach.	10-32 x 2 1/16"	\$0.96						
E505-315***	Mounting screw, lower chassis 2 required	POH Mach.	10-32 x 1 1/2"	1.10						
E505-366***	Mounting screw, upper cylinder 6-pin, 2 required	POH	10-32 x 2 5/16"	0.90						
*** Order in multiples of 100										

INTERCONNECTED

CS200-Series

H-13

S200-Series

INTERCONNECTED

CS200-Series

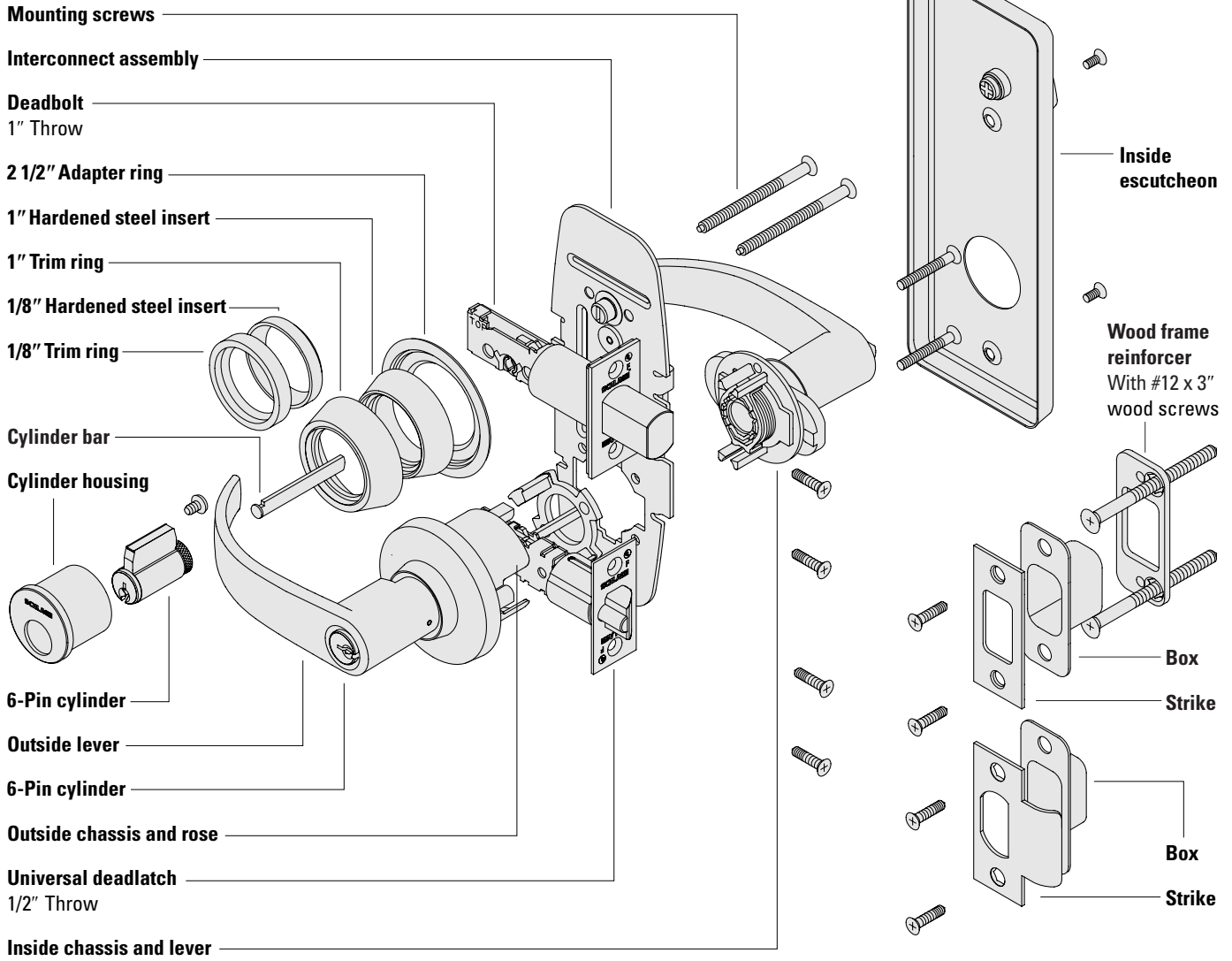
H-14

S200-Series

Cylinder Reference Table					
Available Finishes - Specify for Listed Parts				606	626
21-002/122, 20-724/XP/122, 20-524/XP/122, 21-003/168, 22-001, 22-002, 24-729/XP, 24-529/XP					
Part Number	Cylinder Mechanism	Function	Design	Price Each Open	Price Each Restricted
21-002	Conventional	Keyed Levers All Functions Except H185	Except Orbit	\$51.00	\$64.50
20-724	Primus			113.00	
20-724-XP	Primus XP			139.00	
20-524	Primus UL437		Orbit	51.00	64.50
20-524-XP	Primus UL437 XP			113.00	
21-002-122	Conventional			139.00	
20-724-122	Primus				
20-724-XP-122	Primus XP				
20-524-122	Primus UL437				
20-524-XP-122	Primus UL437 XP				
21-003	Conventional	Keyed Levers H185	Except Orbit	76.00	89.50
21-003-168			Orbit	76.00	89.50
22-001	Conventional - 6-pin			51.00	64.50
22-002	Conventional - 6-pin			51.00	64.50
24-729	Primus	Deadbolts All Functions	All	113.00	
24-729-XP	Primus-XP			139.00	
24-529	Primus UL437				
24-529-XP	Primus UL437-XP				

S200 Series

INTERCONNECT LOCK



INTERCONNECTED

CS200-Series

H-Series

S200-1

S200 Series

INTERCONNECT LOCK

INTERCONNECTED

CS200-Series

H-Series

S200-2

To order Schlage products, descriptive data should be in the same sequence as shown below.

Line Item	Qty	Product	Outside		Inside		Hand	Latch	Strike	Dr Thk	Ext	DIM	Additional Details
			DES	FIN	DES	FIN							
1	10	S251PD	NEP	626	FLA	613	RH	12-339	10-109	-	-	-	-

- Line Item:** Line item number
- Qty:** Quantity
- Product:** Product function + Cylinder code
- Outside Des:** Outside lever design
- Outside Fin:** Outside finish
- Inside Des:** Inside lever design: Specify only if different from the outside lever design
- Inside Fin:** Inside lever finish: Specify only if different from the outside finish
- Hand:** Hand of door: Only one nad allowed per line item. Example: RH=right hand, LH=left hand, RR=right reverse, LR=left reverse
- Latch:** Product latch: Leave blank for standard latch or specify part number if non-standard latch is required.
- Strike:** Product strike: Leave blank for standard strike or specify part number if non-standard strike is required.
- Dr Thk:** Door thickness: N/A for S200 line
- Ext:** Extension: N/A for S200 line
- Dim:** Dimension: Enter only for non-standard strike lip length
- Additional Details:** Enter additional detail for keying information or special requirements



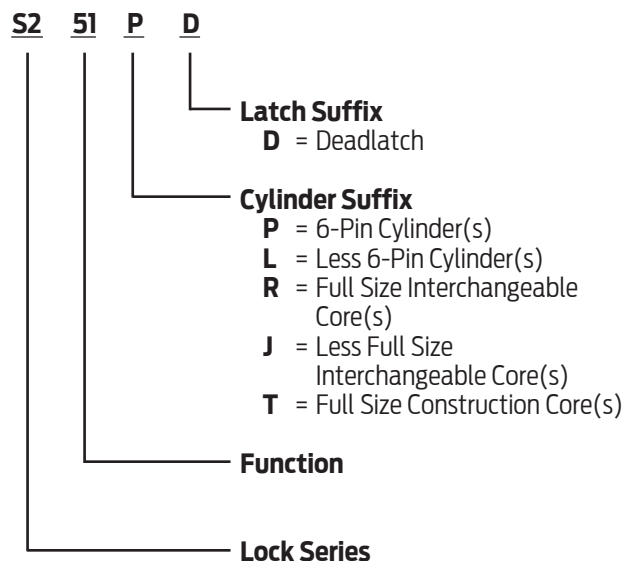
Common Pricing Information	
1.	Locks are furnished with standard features unless otherwise specified.
2.	Door thickness is 1 3/4" unless otherwise specified.
3.	Split finishes and designs will be priced at the highest list price of the design and/or finish.
4.	Engineering specials are denoted by a part number beginning with "X" and are not subject to standard discounting.
5.	 denotes a lock or part that requires an extended lead time.
6.	 denotes a handed product and requires handing to be specified.
7.	For all restricted keyways (Everest D, Everest 29 T, Quad, Numbered, Reversed) add \$13.50. This does not apply to Primus cylinders. See Terms and Conditions for ordering information and requirements.
8.	Locks, keys and cylinders containing restricted keyways require additional documentation to order. Please see Terms and Conditions for the specific requirements.
9.	Keyway must be specified for keyed functions and cylinders. If not specified, default keyway will be S123 for KA, KD and 0-bitted product and S145 for Factory managed masterkey systems.
10.	Multiple keying options are available. Locks and cylinders are furnished KD unless otherwise specified or excepted by notation.
11.	Control Keys for permanent and construction cores are not included with the lock or cylinder and must be ordered separately.
12.	Locks specified with "C" keyway and KD or 0-bitted will receive 6 pin cylinders (keyed 5) with 5 pin keys.
13.	Full Size Interchangeable Cores (FSIC) are furnished 1-bitted unless otherwise specified. If 0-bitted is selected, the order will be entered as 1-bitted. This does not apply to FSIC Primus® cores.
14.	Conventional cylinders, Primus cylinders (conventional and FSIC) can be supplied 0-bitted. If 1-bitted is selected, the order will be entered as 0-bitted.
15.	Available plug face finishes are 606 and 626. For brass or bronze finish colors, the plug face finish is 606. For chrome, nickel or stainless steel finish colors, the plug face finish is 626.

Table of Contents

Functions	S200-4
Complete Locks	S200-5
Options	S200-7
Deadbolts/Deadlatches	S200-7
Deadbolt Strikes	S200-7
Deadlatch Strikes	S200-7
Strike Combinations	S200-7
Locks Less Components	S200-7
Primus® / Primus XP	S200-7
Parts	S200-8
Levers and Related Parts	S200-8
Escutcheons	S200-8
Trim Combinations	S200-8
Deadbolts	S200-8
Deadlatch	S200-9
Deadbolt/Deadlatch Combinations	S200-9
Deadbolt Strikes	S200-9
Deadlatch Strikes	S200-9
Deadbolt/Deadlatch Strike Combinations	S200-9
Miscellaneous Parts/Adapters	S200-10
Screws	S200-10
Screw Packs	S200-10
Cylinders	S200-10
Complete Cylinders	See Cylinders Section
How To Order	Forms & Examples

Product Identification



Finish Codes and Descriptions

Code		Description
605	(US 3)	Bright Brass
606	(US 4)	Satin Brass
609	(US 5)	Antique Brass
613	(US 10B)	Oil Rubbed Bronze
619	(US 15)	Satin Nickel
625	(US 26)	Bright Chromium Plated
626	(US 26D)	Satin Chromium Plated

Standard Features

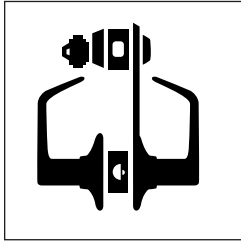
Certification	UL Listed for 3-hour fire door.
Deadbolt	1 x 2 1/4", Square corner faceplate, 1" housing diameter, 1" throw
Deadlatch	1 x 2 1/4", Square corner faceplate, 1" housing diameter, 1/2" throw
Strikes	1 1/8" x 2 3/4", Square corner, box (deadbolt) and 1 1/8" x 2 3/4", Square corner, T-strike, box (deadlatch)
Reinforcement	Metal dust box reinforcer with three – 3" screws
Backset	Adjustable for 2 3/8" or 2 3/4"
Cylinder(s)	6-Pin upper cylinder and 6-pin lower cylinder, solid brass, keyed 6-pin, S123 keyway, keyed different (KD) – upper and lower cylinders are keyed alike
Door Range	1 3/8" – 2"
Keys	Two nickel silver cut keys per lock, 6-pin, S123 section

S200 · Functions

UL Listed for 3-hour fire door.

SCHLAGE ANSI

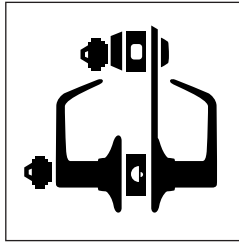
S210PD F95



Entrance, Single Locking

Deadbolt operated by key from outside or by turn unit from inside. Bolt automatically deadlocks when fully thrown. Latch retracted by lever from either side. Turning inside lever retracts deadbolt and latch simultaneously for immediate exit.

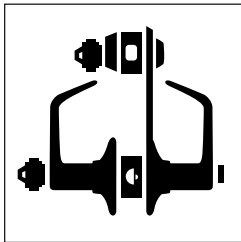
S280PD F98



Storeroom Lock

Deadbolt operated by key from outside or by turn unit from inside. Bolt automatically deadlocks when fully thrown. Outside lever is fixed. Entrance by key only. Turning inside lever retracts deadbolt and latch simultaneously for immediate exit. Latch automatically deadlocks when door is closed.

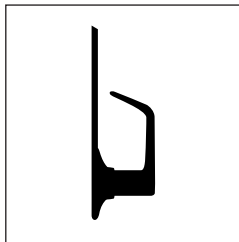
S251PD F97



Entrance, Double Locking

Deadbolt operated by key from outside or by turn unit from inside. Bolt automatically deadlocks when fully thrown. Outside lever unlocked by key from outside when locked by turn button in inside lever. Turning inside lever retracts deadbolt and latch simultaneously for immediate exit. Latch automatically deadlocks when door is closed.

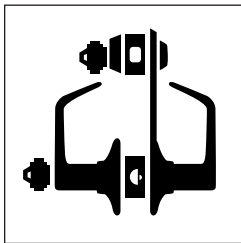
S290



Single Dummy Trim

Dummy trim for inside of door. Used for door pull or as matching inactive trim.

S270PD



Classroom Lock

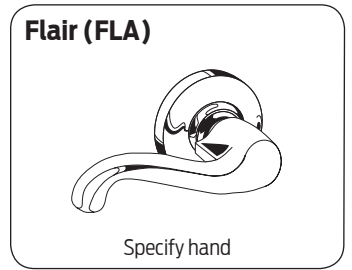
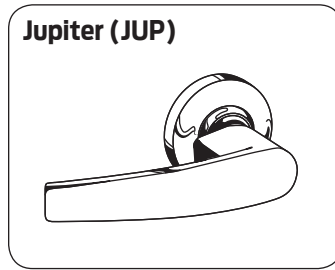
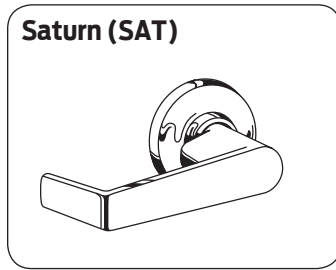
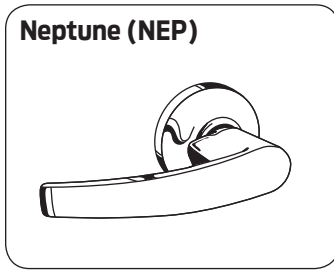
Deadbolt operated by key from outside or by turn unit from inside. Bolt automatically deadlocks when fully thrown. Outside lever is locked and unlocked by key from outside. Turning inside lever retracts deadbolt and latch simultaneously for immediate exit. Latch automatically deadlocks when door is closed.

INTERCONNECTED

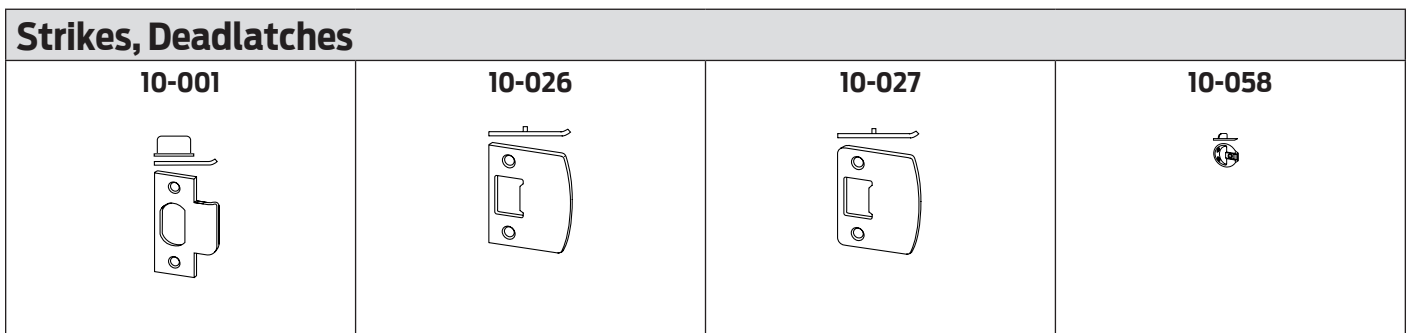
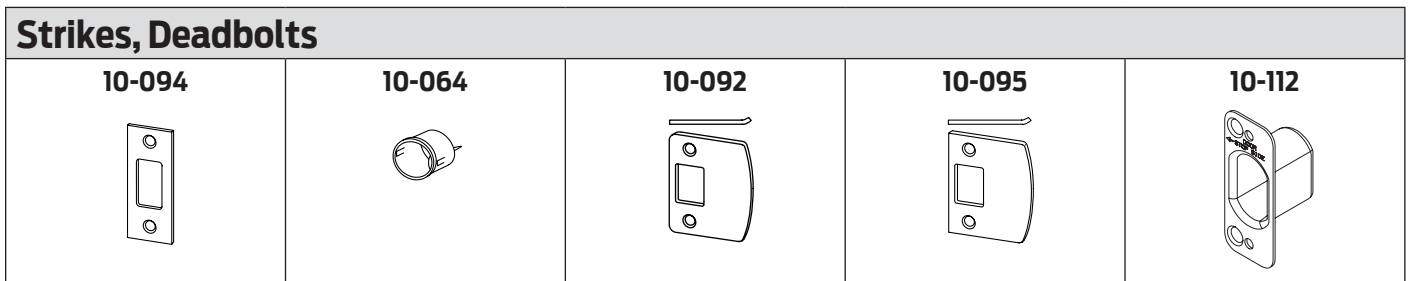
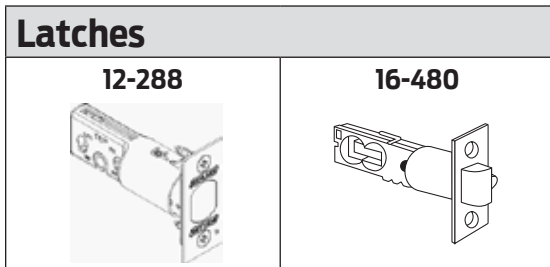
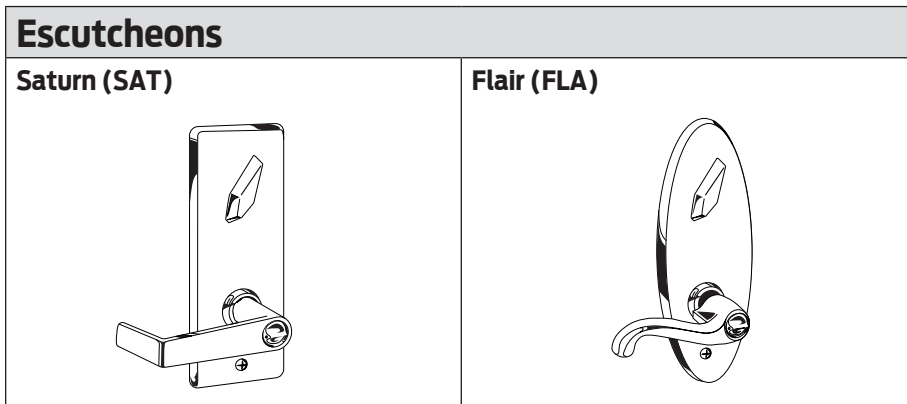
CS200-Series

H-Series

S200-4



Commercial Lever Suite					
S200 Lock	S Lock	98/99 Exit	ND Levers	AL Lock	L Lock Levers
Jupiter	Jupiter	07	Athens	Jupiter	07
Neptune	Neptune	17	Sparta	Neptune	17
Saturn	Saturn	06	Rhodes	Saturn	06
Flair	Flair	Asti			Asti




S200 - Complete Locks

INTERCONNECTED

CS200-Series

H-Series

S200-6

Function	Description	Design and Finishes			Primary Cylinder Adjustments Available Levers Available Finishes		
		SAT JUP NEP  FLA			LD	RD TD*	JD
		626	605 606 609 619 625	613			
Keyless				ALL	SAT JUP NEP		
S290	Single Dummy	253	259	269	605 606 609 613 619 625		
Keyed, Single Cylinder				LD	RD TD	JD	
S210PD	Entrance	387	399	417	-51	+31	-28
Keyed, Double Cylinder				LD CD	RD TD	JD	
S251PD	Entrance	506	518	536	-102	+62	-56
S270PD	Classroom						
S280PD	Storeroom						
Secondary Cylinder Adjustment	EVEREST AND RESTRICTED KEYWAY - DOES NOT APPLY TO PRIMUS						
	EVEREST D & T FAMILY & RESTRICTED KEYWAYS (QUAD, NUMBERED, REVERSE)					+13.50	
	PRIMUS/PRIMUS XP - ORDER THE LOCK LESS CYLINDER AND THE CYLINDER SEPERATELY (PRICES BELOW)						
	SINGLE KIL EXAMPLE: 1 EA. S210LD & 1 EA. 20-769(-XP)					+113	
	DOUBLE KIL EXAMPLE: 1 EA. S251LD & 1 EA. 20-769(-XP) 1 EA. 20-752(-XP)					+226	
	SINGLE FSIC EXAMPLE: 1 EA. S280JD & 1 EA. 20-740(-XP)					+122	
DOUBLE FSIC EXAMPLE: 1 EA. S251JD & 2 EA. 20-740(-XP)					+244		
* Temporary cores (TD option) require non-refundable core handling charge (50-231) of \$8.30 and will be added to the price of the lock.							

Deadbolts/Deadlatches				
Combo Part Number	Deadbolt	Deadlatch	Backset - Hsg Dia. - Description	Lock Adjustment
16-481	12-288	16-480	2 3/8" or 2 3/4" - 1" - Square corner, 1" x 2 1/4"	N/C
16-482	12-289	16-204	2 3/8" or 2 3/4" - 1" - Round corner, 1" x 2 1/4"	
16-483	12-291	16-228	2 3/8" or 2 3/4" - 1" - Square corner, 1 1/8" x 2 1/4"	
16-484	12-633	16-132	5" - 1" - Square corner, 1 1/8" x 2 1/4", deadbolt, and square corner, 1" x 2 1/4", deadlatch (Includes G506-815 housing sleeve for latch and bolt for 1 1/8" preparation)	+25.80

Deadbolt Strikes		
Part Number	Lip Length - Description	Lock Adjustment
10-094	N/A - Square corner, 1 1/8" x 2 3/4"	N/C
10-064	N/A - Circular drive-in, thimble strike, 1 3/16" diameter, 494 (626 only)	
10-092	1 1/8" - 1/4" Radius round corner, full lip, no box, 1 5/8" x 2 1/4"	
10-095	1 1/8" - 1/4" Square corner, full lip, no box, 1 5/8" x 2 1/4"	

Deadlatch Strikes		
Part Number	Lip Length - Description	Lock Adjustment
10-001	1 1/8" - Square corner, T-strike, box, 1 1/8" x 2 3/4"	N/C
10-026	1 1/8" - Square corner, full lip, no box, 1 5/8" x 2 1/4"	
10-027	1 1/8" - 1/4" Radius round corner, full lip, no box, 1 5/8" x 2 1/4"	
10-058	1 7/32" - Circular, adjustable, 1 3/4" diameter (605 & 626 only)	

Strike Combinations			
Deadbolt Strike	Deadlatch Strike	Specify Combo Number	Lock Adjustment
10-094	10-001, 1 1/8" Lip	10-109	N/C
10-064	10-001, 1 1/8" Lip	10-251	
10-094	10-026	10-110	
10-064	10-026	10-253	
10-094	10-027	10-111	
10-064	10-027	10-256	
10-092	10-027	10-257	
10-064	10-058	10-258	
10-095	10-026	10-259	

Locks Less Components		
Description	Specify	Lock Adjustment
Less deadbolt	LLL for deadbolt strike Example: S251PD NEP 626 LLL/16-480 10-109	-16.50
Less deadlatch	LLL for deadlatch strike Example: S251PD NEP 626 12-288/LLL 10-109	-19.00
Less deadbolt strike	LLL for deadbolt strike Example: S251PD NEP 626 16-481 LLL/10-001	-1.90
Less deadlatch strike	LLL for deadlatch strike Example: S251PD NEP 626 16-481 10-094/LLL	-4.20

Shaded items are standard components and are furnished with locks unless otherwise specified.

Levers and Related Parts												
Available Finishes - Specify for Listed Parts						605	606	609	613	619	625	626
08-020, 08-027, 08-030						▪	▪	∞	▪	▪	▪	▪
Part Number	Description	Price Each										
08-020*	Lever - keyed, JUP NEP SAT IFLA	\$62.70										
08-027*	Lever - FSIC, JUP NEP SAT	63.00										
08-030*	Lever - FSIC, driver, retainer (converts PD to JD), JUP NEP SAT	76.10										
S605-242	Full size core driver	7.70										
S605-241	Full size core retainer	3.50										
* Specify part number, style & finish. Ex: 08-020 SAT 626												

Escutcheons												
Available Finishes - Specify for Listed Parts						605	606	609	613	619	625	626
08-032, 36-056						▪	▪	∞	▪	▪	▪	▪
Part Number	Description	Price Each										
08-032	Inside escutcheon assembly SAT	\$92.80										
36-056	Outside trim, tie-in escutcheon MET	40.50										

Trim Combinations												
Available Finishes - Specify for Listed Parts						605	606	609	613	619	625	626
68-001, 68-003, 68-004, 08-034, 08-035						▪	▪	∞	▪	▪	▪	▪
Part Number	Description	Price Each										
68-001*	S210 - Outside Chassis, Rose and Lever JUP NEP SAT IFLA	\$88.50										
68-003*	S251, S270 - Outside Chassis and Rose SAT	68.80										
68-004*	S280 - Outside Chassis and Rose SAT											
08-034*	S210, S270, S280 - Inside Chassis and Lever JUP NEP SAT IFLA	94.10										
08-035*	S251 - Inside Chassis and Lever JUP NEP SAT IFLA	105.00										
* Specify part number, style & finish. Ex: 68-001 JUP 626												

Deadbolts												
Available Finishes - Specify for Listed Parts						605	606	609	613	619	625	626
12-288, 12-289, 12-091, 12-633						▪	▪	∞	▪	▪	▪	▪
39-030						▪				▪		
Part Number	Backset - Description	Price Each										
12-288	2 3/8" or 2 3/4" - Square corner, 1" x 2 1/4"	\$29.80										
12-289	2 3/8" or 2 3/4" - Round corner, 1" x 2 1/4"											
12-291	2 3/8" or 2 3/4" - Square corner, 1 1/8" x 2 1/4"	35.00										
12-633	5" - Square corner, 1 1/8" x 2 1/4"	73.50										
39-030	Rabbeted latch and strike kit - adapts square corner latches and 2 3/4" high square corner strikes to 1/2" rabbeted door and frame preparations.	46.50										

Deadlatch													
Available Finishes - Specify for Listed Parts							605	606	609	613	619	625	626
16-480, 16-204, 16-228, 16-132							▪	▪	∞	▪	▪	▪	▪
39-030							▪				▪		
Part Number	Backset - Description						Price Each						
16-480	2 3/8" or 2 3/4" - Square corner, 1" x 2 1/4"						\$30.00						
16-204	2 3/8" or 2 3/4" - Round corner, 1" x 2 1/4"												
16-228	2 3/8" or 2 3/4" - Square corner, 1 1/8" x 2 1/4"												
16-132	5" - Square corner, 1 1/8" x 2 1/4"						38.80						
39-030	Rabbeted latch and strike kit - adapts square corner latches and 2 3/4" high square corner strikes to 1/2" rabbeted door and frame preparations.						46.50						

Deadbolt/Deadlatch Combinations													
Available Finishes - Specify for Listed Parts							605	606	609	613	619	625	626
16-481, 16-482, 16-483, 16-484							▪	▪	∞	▪	▪	▪	▪
Part Number	Backset - Description	Deadbolt	Deadlatch	Price Each									
16-481	2 3/8" or 2 3/4" - Square corner, 1" x 2 1/4"	12-288	16-480	\$59.80									
16-482	2 3/8" or 2 3/4" - Round corner, 1" x 2 1/4"	12-289	16-204	59.80									
16-483	2 3/8" or 2 3/4" - Square corner, 1 1/8" x 2 1/4"	12-291	16-228	65.00									
16-484	5" - Square corner, 1" x 2 1/4"	12-633	16-132	112.30									

Deadbolt Strikes													
Available Finishes - Specify for Listed Parts							605	606	609	613	619	625	626
10-094, 10-064, 10-092, 10-095							▪	▪	∞	▪	▪	▪	▪
Part Number	Lip Length - Description						Price Each						
10-094	N/A - Square corner, 1 1/8" x 2 3/4"						\$11.60						
10-064	N/A - Circular drive-in, thimble strike, 1 3/16" diameter, 494 (626 only)						13.40						
10-092	1 1/8" - 1/4" Radius round corner, full lip, no box, 1 5/8" x 2 1/4"						7.20						
10-095	1 1/8" - Square corner, full lip, no box, 1 5/8" x 2 1/4"												
10-112	N/A - Metal dust box with screws						10.70						

Deadlatch Strikes													
Available Finishes - Specify for Listed Parts							605	606	609	613	619	625	626
10-001, 10-026, 10-027							▪	▪	∞	▪	▪	▪	▪
10-058							▪				▪		
Part Number	Lip Length - Description						Price Each						
10-001	1 1/8" - Square corner, T-strike, box, 1 1/8" x 2 3/4"						\$6.00						
10-026	1 1/8" - Square corner, full lip, no box, 1 5/8" x 2 1/4",						6.90						
10-027	1/4" Radius round corner, full lip, no box, 1 5/8" x 2 1/4"												
10-058	1 7/32" - Circular, adjustable, 1 3/4" diameter, 605 and 626 only						10.00						

Deadbolt/Deadlatch Strike Combinations													
Available Finishes - Specify for Listed Parts							605	606	609	613	619	625	626
10-109, 10-251, 10-110, 10-253, 10-111, 10-256, 10-257, 10-258, 10-259							▪	▪	∞	▪	▪	▪	▪
Part Number	Deadbolt Strike	Deadlatch Strike	Price Each										
10-109	10-094	10-001, 1 1/8" lip	\$17.60										
10-251	10-064	10-001, 1 1/8" lip	19.40										
10-110	10-094	10-026	18.50										
10-253	10-064	10-026	20.30										
10-111	10-094	10-027	18.50										
10-256	10-064	10-027	20.30										
10-257	10-092	10-027	14.10										
10-258	10-064	10-058	19.40										
10-259	10-095	10-026	14.10										

INTERCONNECTED

CS200-Series

H-Series

S200-10

Miscellaneous Parts/Adapters		
Part Number	Description	Price Each
G506-815	1" Long bolt or latch housing sleeve to adapt 7/8" diameter housing to 1" bore	\$5.60
08-000	Interconnect assembly	87.40
F506-867	Rotational stop	3.70

Screws												
Available Finishes - Specify for Listed Parts						605	606	609	613	619	625	626
C603-897, S605-297						▪	▪	∞	▪	▪	▪	▪
Part Number	Description	Type	Size	Price Each								
B502-998*	Mounting, upper cylinder	PFH Cross Recess	10-32 x 2 1/4"	\$1.00								
C603-897*	Latch and strike	PFH Combo	#8 x 3/4"	0.72								
S605-289*	Mounting, lower chassis	PFH	8-32 x 1 1/4"	1.20								
S605-297*	Escutcheon (2 req.)	POH	6-32 x 3/8"	1.30								
* Order in multiples of 100												

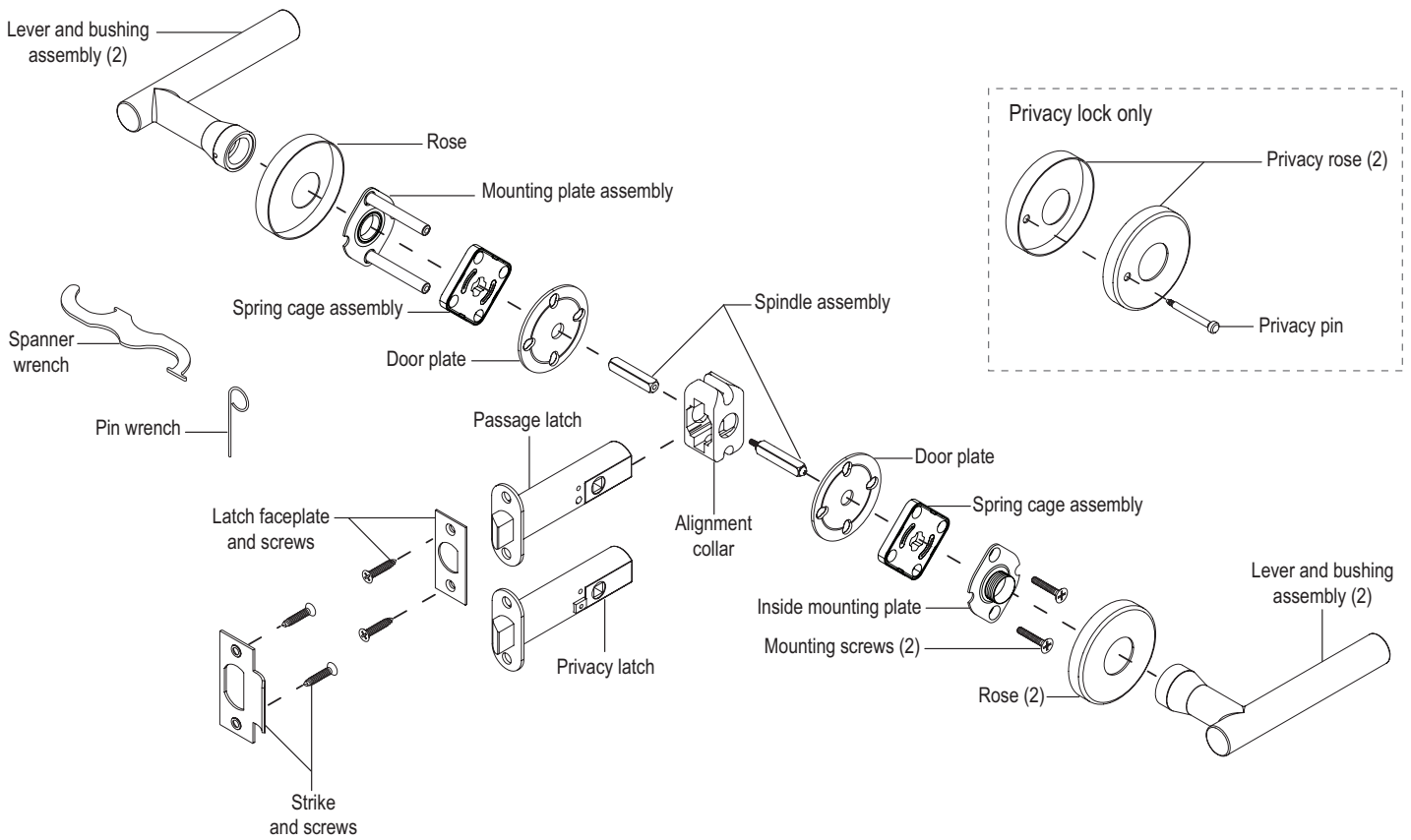
Screw Packs												
Available Finishes - Specify for Listed Parts						605	606	609	613	619	625	626
S306-151						▪	▪	∞	▪	▪	▪	▪
Part Number	Description	Contents		Price Each								
S306-151	Mounting screws and tailpiece	(2) S605-289 (2) B502-998		\$8.00								

Torx Screw Packs												
Available Finishes - Specify for Listed Parts						605	606	609	613	619	625	626
C203-311						▪	▪	∞	▪	▪	▪	▪
Part Number	Description	Contents		Price Each								
C203-311*	Latch and strike (2 req.)	(4) C503-766 (T-15)		\$17.00								
* Torx screw packs are furnished with appropriate T-xx installation tool(s)												

Cylinder Reference Table						
Available Finishes - Specify for Listed Parts					606	626
21-059, 20-752/XP, 20-552/XP, 22-081, 24-769/XP, 24-569/XP						
Part Number	Cylinder Mechanism	Function	Design	Price Each Open	Price Each Restricted	
21-059	Conventional	Keyed Levers	All	\$51.00	\$64.50	
20-752	Primus			113.00		
20-752-XP	Primus-XP			139.00		
20-552	Primus UL437			51.00	64.50	
20-552-XP	Primus UL437-XP			113.00		
22-081	Conventional - 6-pin	Deadbolts		139.00		
24-769	Primus					
24-769-XP	Primus-XP					
24-569	Primus UL437					
24-569-XP	Primus UL437-XP					

LT Series

GRADE 2 TUBULAR LEVERED LOCK



LT Levers

Ordering Procedures

To order Schlage LT locks, descriptive data should be in the same sequence as shown below.

Line Item	Qty	Product	Outside		Inside		Hand	Latch	Strike	Dr Thk	Ext	DIM	Additional Details
			DES	FIN	DES	FIN							
1	10	LT40	M63B	630				THP-8201	10-004	2"			

Line Item: Line item number

Qty: Quantity

Product: Product function

Outside Des: Lever design + rose code

Outside Fin: Finish

Inside Des: Not applicable for the LT Series, leave blank. (mixed trim not available)

Inside Fin: Not applicable for the LT Series, leave blank. (mixed trim not available)

Hand: Specify RH or LH for single dummy functions only (universal design does not require handing on functions with two levers)

Latch: Product latch, leave blank for standard latch or specify part number if non-standard

Strike: Product strike, leave blank for standard strike or specify part number if non-standard

Dr Thk: Door thickness, leave blank for standard thickness or specify if non-standard (2" maximum)

Ext: Not applicable for the LT series, leave blank.

Dim: Not applicable for the LT Series, leave blank.

Additional

Details: Enter any special requirements

Common Pricing Information



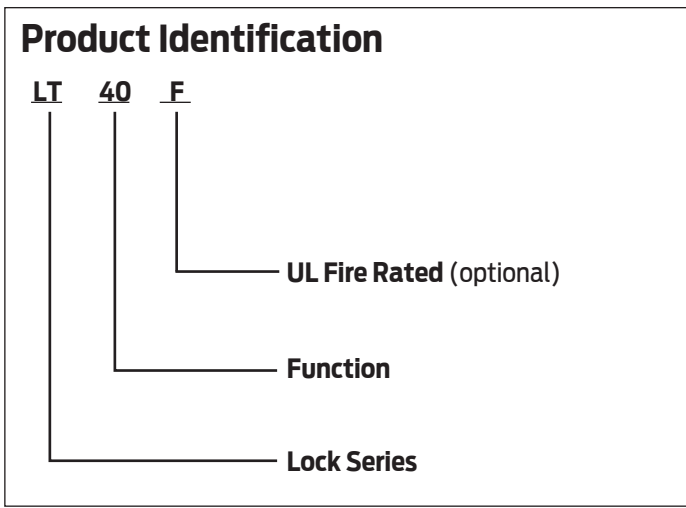
1.	Locks are furnished with standard features unless otherwise specified.
2.	Door thickness is 1 3/4" unless otherwise specified.
3.	Split finishes and designs are not available for the LT Series.
4.	Engineering specials are denoted by a part number beginning with "X" and are not subject to standard discounting.
5.	 denotes a lock or part that requires an extended lead time.
6.	 denotes a handed product and requires handing to be specified.

Table of Contents

Functions	LT-4
Complete Locks	LT-4
Options	LT-8
Parts	LT-9
Lever, Roses, and Latches & Strikes.....	LT-9
Miscellaneous Parts	LT-10
How To Order	Forms & Examples




Finish Codes and Descriptions

Code		Description
605	(US3)	Bright Brass
606	(US4)	Satin Brass
609	(US5)	Antique Brass
619	(US15)	Satin Nickel
625	(US26)	Bright Chromium Plated
626	(US26D)	Satin Chromium Plated
626AM		Antimicrobial Coating on Satin Chromium
629	(US32)	Bright Stainless Steel
630	(US32D)	Satin Stainless Steel
630AM		Antimicrobial Coating on Satin Stainless Steel
643e	(US11)	Aged Bronze

Standard Features

Locks are furnished with standard features unless otherwise specified.



Certification	ANSI/BHMA Certified ANSIA156.2-2011, Series 4000, Grade 2. Available UL Listed for 20 minute fire door.
Latch	1 1/8" x 2 1/4", Square corner faceplate, 7/8" housing diameter, 1/2" throw
Strike	1 1/8" x 2 3/4", Square corner, T-strike, Box
Backset	2 3/4" standard, 2 3/8" optional
Door Range	1 3/8" - 1 3/4"

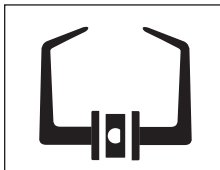
LT - Functions

ANSI/BHMA Certified A156.2-2011, Series 4000, Grade 2, Available UL listing

Non-Keyed Locks

SCHLAGE ANSI

LT10



Passage Latch

Both levers always unlocked.

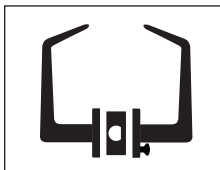
LT170



Single Dummy Trim

Dummy trim for one side of door.

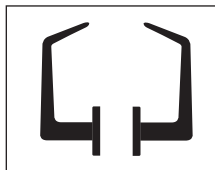
LT40



Privacy Lock

Both levers unlocked unless outside lever locked by push-button on inside rose. Turning inside lever or inserting emergency key into outside rose unlocks outside lever. Restoring feature unlocks outside lever by closing the door.

LT172



Pair Dummy Trim

Dummy trim for both sides of door.

LT - Complete Locks*

Standard Lever Collection*B or C Rose Trim

LT-Series (B or C Rose Trim) - Standard Levers		Lever Designs	
Function	Description	Standard Lead time: 03, 06, 07, 12, 17, OME	
		⊗: 01, 02, 05, 18, LAT, LON, ACC†, AST†, STA†, MER†	
		† Not available 629, 630	
		Finishes	
		605 606 609 619 625 626 629 630 643e	
Keyless Functions			
LT10	Passage	\$208.00	
LT10F	Passage, Firerated	213.00	
LT40	Privacy	218.00	
LT40F	Privacy, Firerated	224.00	
LT170	Single Dummy	99.00	
LT172	Pair Dummy	198.00	

Cast or Forged Lever Designs with Wrought Roses

<p>01</p>	<p>02</p>	<p>03</p>	<p>05</p>
<p>06</p> <p>Not available with C Rose</p>	<p>07</p>	<p>12</p>	<p>17</p>
<p>18</p>	<p>LAT</p>	<p>LON</p>	<p>OME</p>
<p>Accent (ACC)</p>	<p>Asti (AST)</p>	<p>Merano (MER)</p>	<p>St. Annes (STA)</p>

Wrought Rose Designs

<p>B</p> <p>2 9/16" (65mm) diameter</p>	<p>C</p> <p>2 5/8" (66mm) diameter</p>
--	---

Note: Above images shown with B Rose. Design of LT lock allows the inside and outside levers to be interchanged; as a result, it is not necessary to specify handing.

TUBULAR
LT-5
S-Series

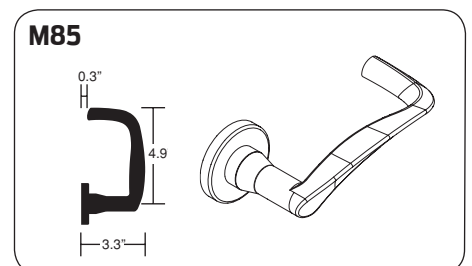
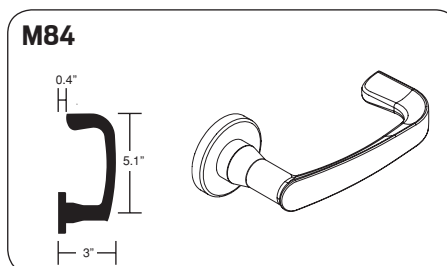
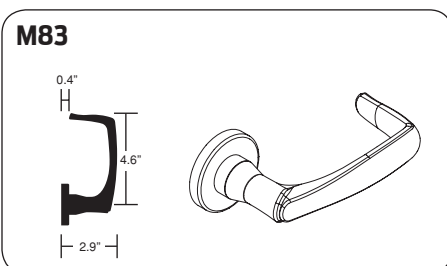
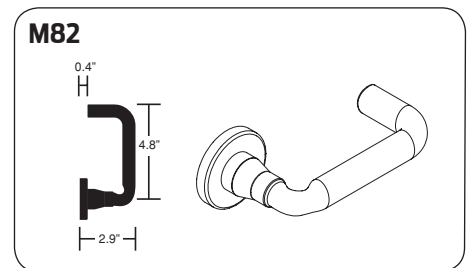
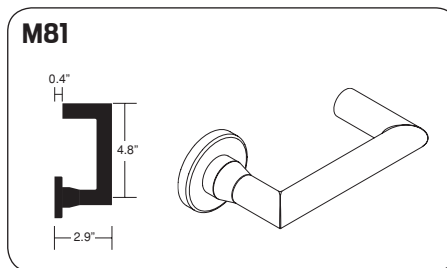
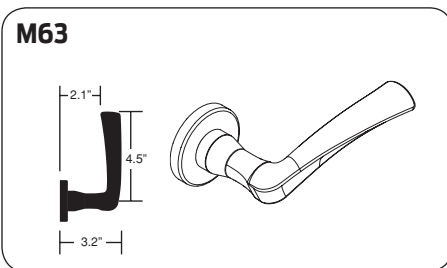
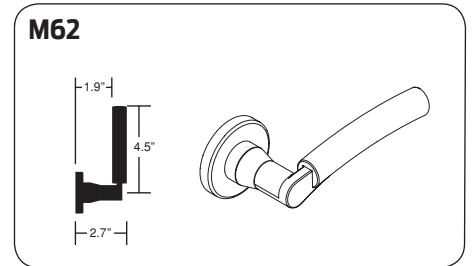
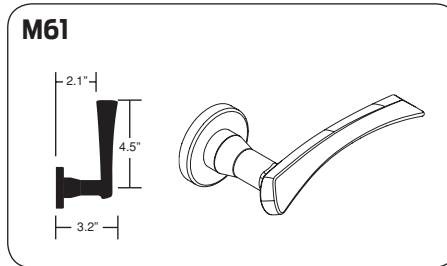
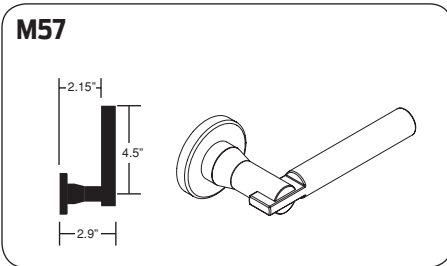
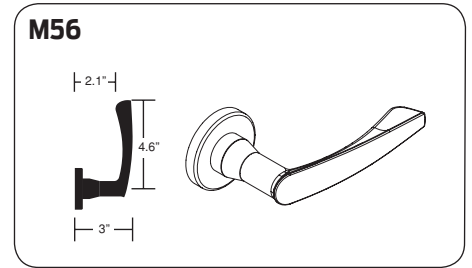
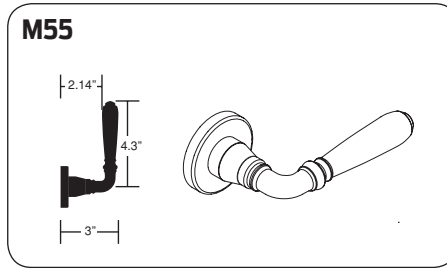
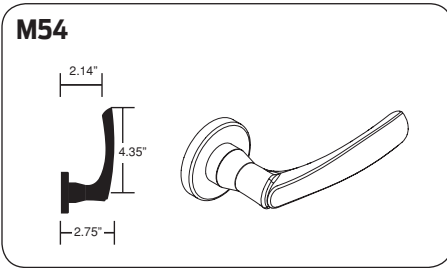
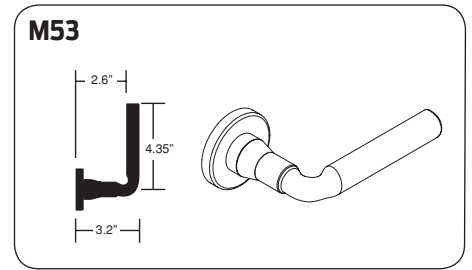
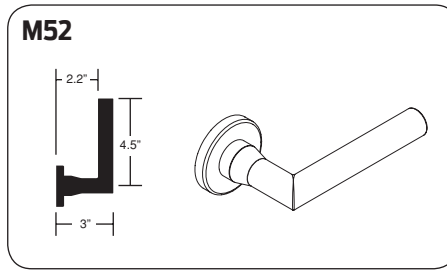
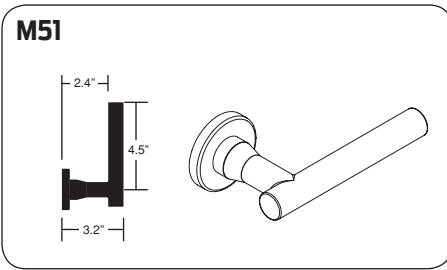
TUBULAR

LT-6

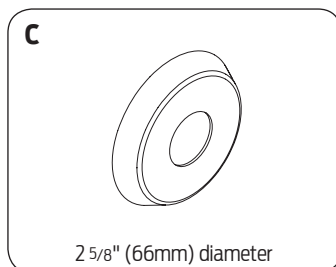
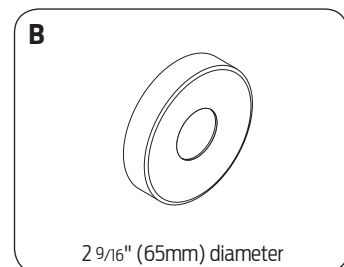
S-Series

LT-Series (B or C Rose Trim) - M Collection Levers		
Function	Description	Lever Designs
		Standard Lead time: M51, M52, M81 ∞: M53, M54, M55, M56, M57†, M61, M62†, M63, M82, M83, M84, M85 † Available 629 and 630 only
		Finishes
		605 606 609 619 625 626 629 630 643e
Keyless Functions		
LT10	Passage	\$208.00
LT10F	Passage, Firerated	213.00
LT40	Privacy	218.00
LT40F	Privacy, Firerated	224.00
LT170	Single Dummy	99.00
LT172	Pair Dummy	198.00

Cast or Forged Lever Designs with Wrought Roses



Wrought Rose Designs



Note: Above images shown with B Rose. Design of LT lock allows the inside and outside levers to be interchanged; as a result, it is not necessary to specify handing except with single dummy function.

TUBULAR

LT-8

S-Series

Latches		
Specify	Description	List Price Adjustment
Non-Firerated Latches		
THP-8301	Passage Latch, 2 3/4" backset. 11/8" x 2 1/4" square faceplate. Standard, typical for > 1 3/4" thick doors.	N/C
THP-8201	Passage Latch, 2 3/8" backset. 1" x 2 1/4" square faceplate. Typical for 1 3/8" thick doors.	
THP-8319	Privacy Latch, 2 3/4" backset. 11/8" x 2 1/4" square faceplate. Standard, typical for > 1 3/4" thick doors.	
THP-8219	Privacy Latch, 2 3/8" backset. 1" x 2 1/4" square faceplate. Typical for 1 3/8" thick doors.	
Firerated Latches		
THP-8301-F	Passage Latch, 2 3/4" backset. 11/8" x 2 1/4" square faceplate. Standard, typical for > 1 3/4" thick doors.	N/C
THP-8201-F	Passage Latch, 2 3/8" backset. 1" x 2 1/4" square faceplate. Typical for 1 3/8" thick doors.	
THP-8319-F	Privacy Latch, 2 3/4" backset. 11/8" x 2 1/4" square faceplate. Standard, typical for > 1 3/4" thick doors.	
THP-8219-F	Privacy Latch, 2 3/8" backset. 1" x 2 1/4" square faceplate. Typical for 1 3/8" thick doors.	

Strikes		
Specify	Description	List Price Adjustment
10-001	Square corner, T-strike, box, 11/8" x 2 3/4", 11/8" lip length (standard strike)	N/C
10-001 xx	Square corner, T-strike, box, 11/8" x 2 3/4", specify lip length (xx) as 1", 1 1/4", 1 1/2", 1 3/4", 2"	\$5.90
10-004	Round corner (1/4" radius), T-strike, box 1 1/8" x 2 3/4", 1 1/8" lip length	N/C
10-025 1316	ANSI, no box, 1 1/4" x 4 7/8", 1 3/16" lip length	12.00
10-025 xx	ANSI, no box, 1 1/4" x 4 7/8", specify lip length as 1 3/8" or 1 1/2"	
K510-066	Box for 10-025 ANSI strike	
10-026	Square corner, full lip, no box, 1 5/8" x 2 1/4", 1 1/8" lip length	
10-027	Round corner (1/4" radius), full lip, no box, 1 5/8" x 2 1/4", 1 1/8" lip length	N/C
C603-623	Box for 10-026 or 10-027 full lip strike	
Ordering instructions: specify desired strike on order only if requesting different from standard		

Non Standard Door Thickness		
Description	Specify	List Price Adjustment
Door thickness	Extension kit for doors > 1 3/4" up to 2" thick, extended equally	8.30
Ordering instructions: Include thickness dimension in order. EX: LT40 06B 626 2" (LT40 function, 06B trim, 626, 2" door thickness)		

Antimicrobial Coating		
Specify	Description	List Price Adjustment
626AM or 630AM	Adds silver-ion based antimicrobial coating to inside and outside lever, bushing, rose, and privacy pin (if applicable)	\$40.80
Ordering instructions: Specify finish as either 626AM or 630AM		

Levers										
Levers & Knobs										
Style	Lever & Knob Design	605	606	609	619	625	626	629	630	643e
Standard	01, 02, 03, 05, 06, 07, 12, 17, 18, OME	▪	▪	▪	▪	▪	▪	▪	▪	▪
	LAT, LON	▪	▪	▪	▪	▪	▪	▪	▪	▪
	ACC, AST, MER, STA	▪	▪	▪	▪	▪	▪	▪	▪	▪
Decorative	M51, M52, M53, M54, M55, M56, M61, M63, M81, M82, M83, M84, M85	▪	▪	▪	▪	▪	▪	▪	▪	▪
	M57, M62							▪	▪	
Extended Factory Lead Time specify handing										
Part Number	Description	Standard Levers				Decorative Levers				
09-402	Lever+bushing, inside mounting plate, screw pack, spanner wrench	\$145				\$160				
Ordering instructions: Specify part number, lever style, finish. Ex: 09-402 03 626										

Roses										
Roses										
Available Finishes		605	606	609	619	625	626	629	630	643e
		▪	▪	▪	▪	▪	▪	▪	▪	▪
Part Number	Description	Price Each								
09-403 xx	Passage Rose; specify (xx) as either B or C Rose design	\$81.40								
09-486	Privacy Rose, 'B' design									
09-459	Privacy Rose, 'C' design									
Ordering instructions: Specify part number + finish. Ex: 09-403 B 626										

Latches & Strikes										
Available Finishes		605	606	609	619	625	626	629	630	643e
		▪	▪	▪	▪	▪	▪	▪	▪	▪
Part Number	Description	Price Each								
Springlatches										
THP-8301-CH	Passage Latch Assembly, 2 3/4" backset, 1 1/8" x 2 1/4" square faceplate. Typical for > 1 3/4" doors. Includes screws.	\$52.00								
THP-8301-F-CH	Passage Latch Assembly, 2 3/4" backset, 1 1/8" x 2 1/4" square faceplate. Typical for > 1 3/4" doors. Includes screws. UL-20 minute fire-rated.	55.00								
THP-8201-CH	Passage Latch Assembly, 2 3/8" backset, 1" x 2 1/4" square faceplate. Typical for 1 3/8" doors. Includes screws.	52.00								
THP-8201-F-CH	Passage Latch Assembly, 2 3/8" backset, 1" x 2 1/4" square faceplate. Typical for 1 3/8" doors. Includes screws. UL 20 minute fire-rated.	57.00								
THP-8319-CH	Privacy Latch Assembly, 2 3/4" backset, 1 1/8" x 2 1/4" square faceplate. Typical for > 1 3/4" doors. Includes screws.	52.00								
THP-8319-F-CH	Privacy Latch Assembly, 2 3/4" backset, 1 1/8" x 2 1/4" square faceplate. Typical for > 1 3/4" doors. Includes screws. UL 20 minute fire-rated.	57.00								
THP-8219-CH	Privacy Latch Assembly, 2 3/8" backset, 1" x 2 1/4" square faceplate. Typical for 1 3/8" doors. Includes screws.	52.00								
THP-8219-F-CH	Privacy Latch Assembly, 2 3/8" backset, 1" x 2 1/4" square faceplate. Typical for 1 3/8" doors. Includes screws. UL 20 minute fire-rated.	57.00								
Strikes										
10-001	Square corner, T-strike, box, 1 1/8" x 2 3/4", 1 1/8" lip length (standard strike)	\$6.00								
10-001 xx	Square corner, T-strike, box, 1 1/8" x 2 3/4", specify lip length (xx) as 1", 1 1/4", 1 1/2", 1 3/4", 2"	12.40								
10-004	Round corner (1/4" radius), T-strike, box 1 1/8" x 2 3/4", 1 1/8" lip length	9.20								
10-025 1316	ANSI, no box, 1 1/4" x 4 7/8", 1 3/16" lip length	13.10								
10-025 xx	ANSI, no box, 1 1/4" x 4 7/8", specify lip length as 1 3/8" or 1 1/2"	36.40								
K510-066	Box for ANSI strike (finish not applicable)	5.80								
10-026	Square corner, full lip, no box, 1 5/8" x 2 1/4", 1 1/8" lip length	6.90								
10-027	Round corner (1/4" radius), full lip, no box, 1 5/8" x 2 1/4", 1 1/8" lip length									
C603-623	Box for 10-026 or 10-027 full lip strike (finish not applicable)	0.56								
Ordering Instructions: Specify part number and finish. if applicable.										

TUBULAR

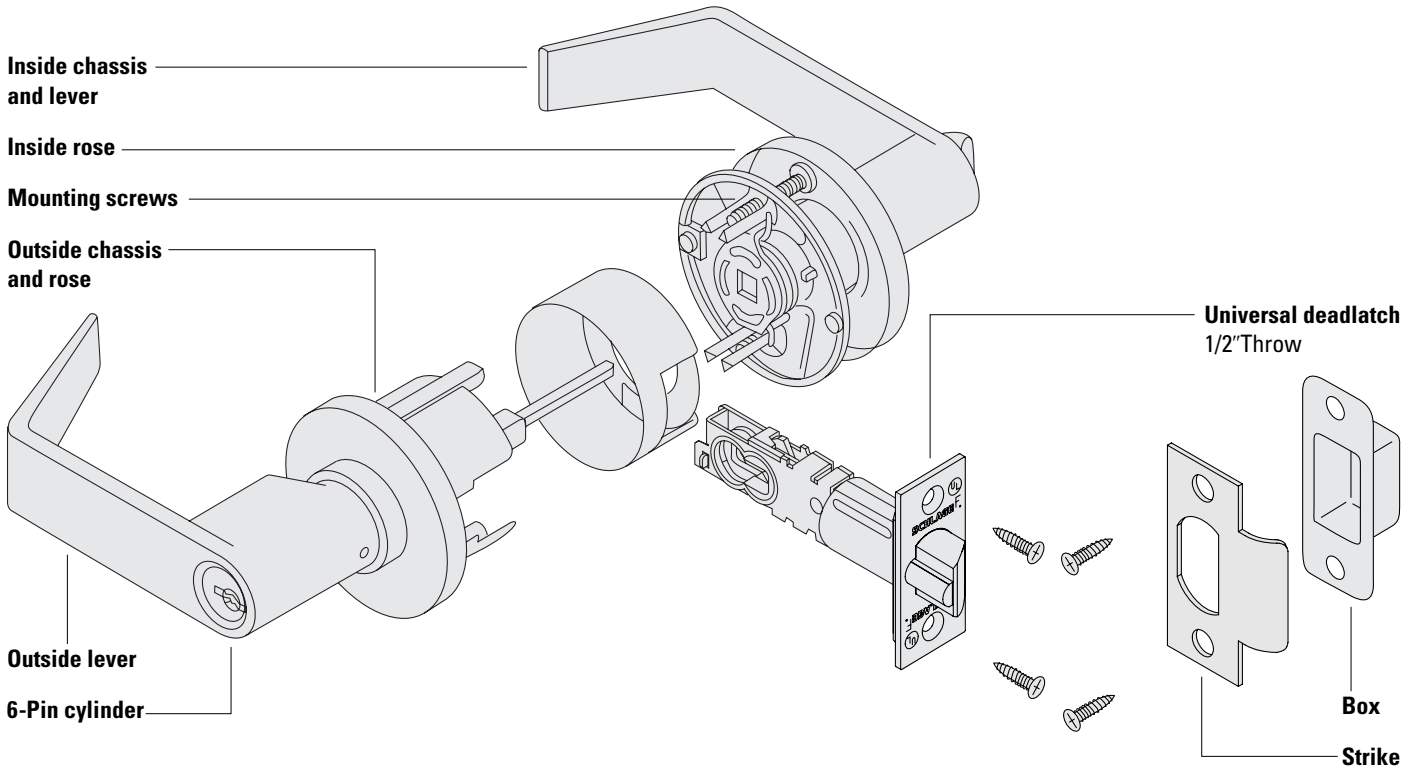
LT-10

S-Series

Miscellaneous Parts		Available Finishes								
		605	606	609	619	625	626	629	630	643e
Part Number	Description	Price Each								
THP-022	Privacy Pin	17.70								
THP-021	Privacy Pin Stand off (for > 1 3/4" to 2" thick doors) (finish not applicable)	5.20								
THP-S88806-IR	Spindle Assembly (finish not applicable)	16.60								
L583-685	Latch Alignment Collar (finish not applicable)	5.20								
L283-031	Inside Mounting Plate	16.10								
L283-340	Outside Mounting Plate Assembly, 1 3/8" - 1 3/4" thick doors (finish not applicable)	31.20								
L283-378	Outside Mounting Plate Assembly, > 1 3/4" - 2" thick doors (finish not applicable)	36.40								
L283-341	LT Springcage (finish not applicable)	18.70								
L583-682	Door Plate (finish not applicable)	12.50								
L583-684	Dummy Springcage for LT0170 & LT0172 functions (finish not applicable)	25.00								
L583-708	wrench, pin (emergency pin for privacy function) (finish not applicable)	2.10								
B202-517	Strike and Latch Screws (4 screw total)	6.60								
L583-584	Mounting Plate screws (requires 2 per lock)	3.10								
Ordering Instructions: Specify part number and finish. if applicable										

S Levers

GRADE 2 TUBULAR LEVERED LOCK



S Levers

Ordering Procedures

To order Schlage products, descriptive data should be in the same sequence as shown below.

Line Item	Qty	Product	Outside		Inside		Hand	Latch	Strike	Dr Thk	Ext	DIM	Additional Details
			DES	FIN	DES	FIN							
1	10	S51PD	FLA	626	FLA	613	RH	16-204	10-025			1316	KA

Line Item: Line item number

Qty: Quantity

Product: Product function + cylinder code

Outside Des: Outside lever design

Outside Fin: Outside finish

Inside Des: Inside lever design, specify only if different from the outside lever design

Inside Fin: Inside lever finish, specify only if different from the outside finish

Hand: Hand of door, specify only for Flair (FLA) lever design

Latch: Product latch, leave blank for standard latch or specify part number if non-standard latch is required. LLL = less latch

Strike: Product strike, leave blank for standard strike or specify part number if non-standard strike is required. LLL = less strike

Dr Thk: Door thickness, leave blank (S lock only has standard compatibility with 1 3/8" -2" doors except for S40D, 1 3/8" - 1 7/8")

Ext: Extension, leave blank for S lock

Dim: Dimension, enter only for non-standard strike lip length

Additional

Details: Enter additional detail for keying information or special requirements

Common Pricing Information


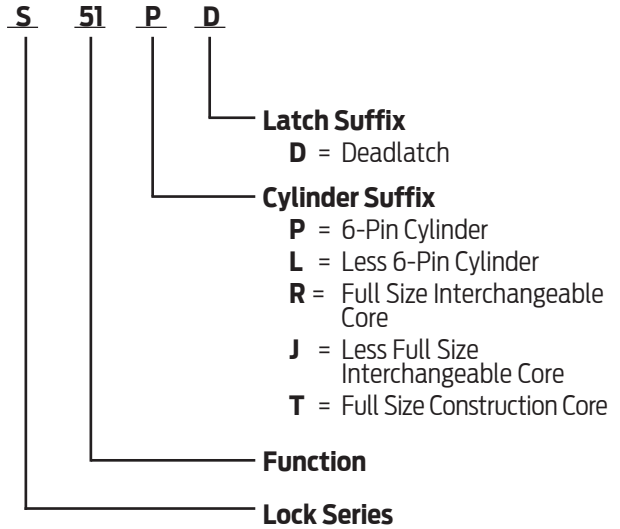
1.	Locks are furnished with standard features unless otherwise specified.
2.	Door thickness is 1 3/4" unless otherwise specified.
3.	Split finishes and designs will be priced at the highest list price of the design and/or finish.
4.	Engineering specials are denoted by a part number beginning with "X" and are not subject to standard discounting.
5.	 denotes a lock or part that requires an extended lead time.
6.	 denotes a handed product and requires handing to be specified.
7.	For all restricted keyways (Everest D, Everest 29 T, Quad, Numbered, Reversed) add \$13.50. This does not apply to Primus cylinders. See Terms and Conditions for ordering information and requirements.
8.	Locks, keys and cylinders containing restricted keyways require additional documentation to order. Please see Terms and Conditions for the specific requirements.
9.	Keyway must be specified for keyed functions and cylinders. If not specified, default keyway will be S123 for KA, KD and 0-bitted product and S145 for Factory managed masterkey systems.
10.	Multiple keying options are available. Locks and cylinders are furnished KD unless otherwise specified or excepted by notation.
11.	Control Keys for permanent and construction cores are not included with the lock or cylinder and must be ordered separately.
12.	Locks specified with "C" keyway and KD or 0-bitted will receive 6 pin cylinders (keyed 5) with 5 pin keys.
13.	Full Size Interchangeable Cores (FSIC) are furnished 1-bitted unless otherwise specified. If 0-bitted is selected, the order will be entered as 1-bitted. This does not apply to FSIC Primus® cores.
14.	Conventional cylinders, Primus cylinders (conventional and FSIC) can be supplied 0-bitted. If 1-bitted is selected, the order will be entered as 0-bitted.
15.	Available plug face finishes are 606 and 626. For brass or bronze finish colors, the plug face finish is 606. For chrome, nickel or stainless steel finish colors, the plug face finish is 626.

Table of Contents

Functions	S-4
Complete Locks	S-5
Options	S-7
DeadLatches	S-7
Strikes	S-7
Locks Less Components	S-7
Tactile Warning and Tamper Resistant Torx® Screws	S-7
Parts	S-8
Levers, Roses, and Chassis Parts	S-8
Latches & Strikes	S-8
Adapters	S-9
Screws	S-9
Standard Screw Packs	S-9
Torx Screw Packs	S-9
Special Parts	S-9
Cylinders	S-10
Complete Cylinders	See Cylinders Section
How To Order	Forms & Examples

Product Identification



Finish Codes and Descriptions

Code		Description
605	(US 3)	Bright Brass
606	(US 4)	Satin Brass
609	(US 5)	Antique Brass
613	(US 10B)	Oil Rubbed Bronze
619	(US 15)	Satin Nickel
625	(US 26)	Bright Chromium Plated
626	(US 26D)	Satin Chromium Plated

Standard Features

Certification	ANSI/BHMA Certified A156.2-2011, Series 4000, Grade 2, UL Listed for 3-hour fire door.
Latch	1" x 2 1/4", Square corner faceplate, 7/8" housing diameter, 1/2" throw
Strike	1 1/8" x 2 3/4", Square corner, T-strike, box
Backset	Dual backset latch, fits either 2 3/8" or 2 3/4" backsets
Cylinder	6-Pin solid brass, keyed 6-pin, S123 keyway, keyed different (KD)
Door Range	1 3/8" – 2" (except S40D: 1 3/8" – 1 7/8")
Keys	Two nickel silver cut keys per lock, 6-pin, S123 section



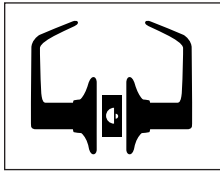
S · Functions

ANSI/BHMA Certified A156.2-2011, Series 4000, Grade 2, UL Listed for 3-hour fire door.

Non-Keyed Locks

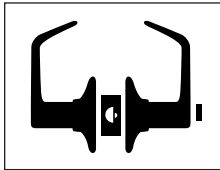
SCHLAGE ANSI

S10D F75



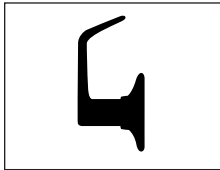
Passage Latch
Both levers always unlocked.

S40D F76



Bath/Bedroom Privacy Lock
Push-button locking. Can be unlocked from outside with small circular tool. Turning inside lever releases button. Closing the door does not release button (restoring).

S170

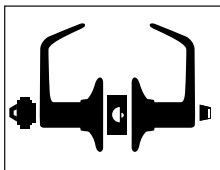


Single Dummy Trim
Dummy trim for one side of door. Used for door pull or as matching inactive trim.

Keyed Locks

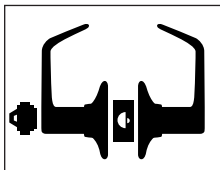
SCHLAGE ANSI

S51PD F81



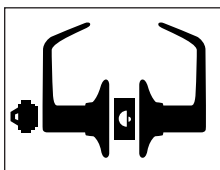
Entrance Lock
Outside lever locked and unlocked by key or by thumbturn inside. Inside lever always unlocked for immediate egress. Turning inside lever does not unlock outside lever.

S70PD F84



Classroom Lock
Outside lever locked and unlocked by key. Inside lever always unlocked for immediate egress.

S80PD F86

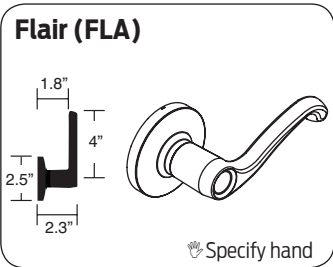
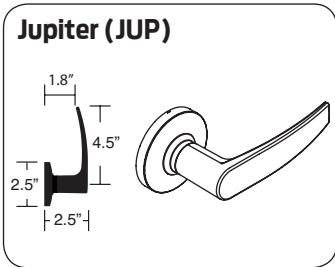
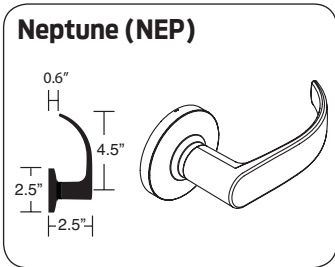
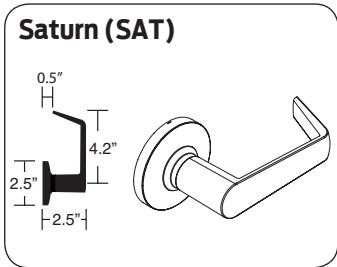


Storeroom Lock
Outside lever fixed. Entrance by key only. Inside lever always unlocked for immediate egress.

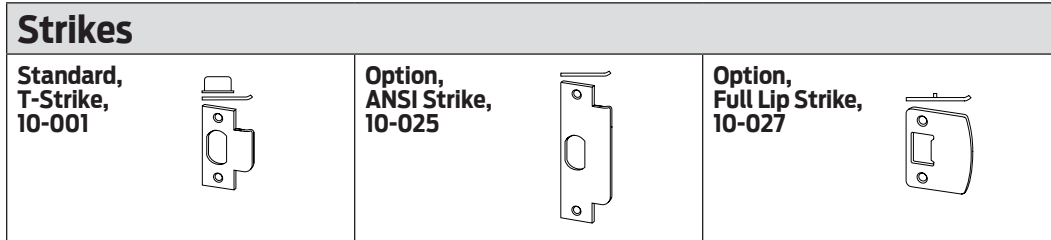
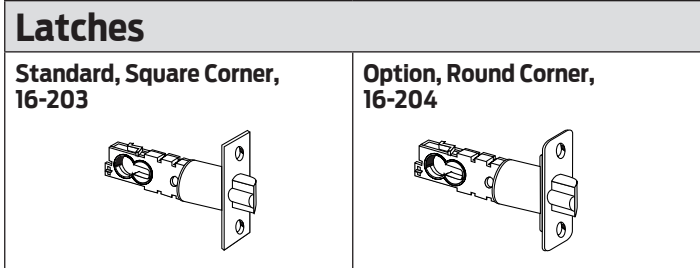
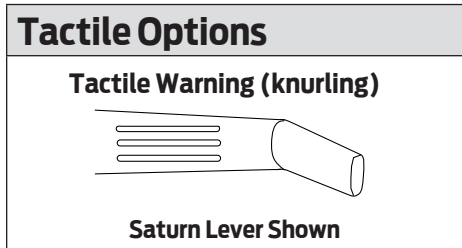
TUBULAR

LT-Series

S-4



Commercial Lever Suite				
S Lock (tubular)	L Lock (mortise)	ND Lock (cylindrical)	AL Lock (cylindrical)	Von Duprin (Exit Devices)
Saturn	06	Rhodes	Saturn	06
Neptune	17	Sparta	Neptune	17
Jupiter	07	Athens	Jupiter	07
Flair	Asti			Asti



S - Complete Locks

TUBULAR

Function	Description	Designs and Finishes			PRIMARY CYLINDER ADJUSTMENTS						
		SAT NEP JUP FLA				LD = Less standard 6-pin cylinder					
		626	605 606 619 625 609	613		JD = Less Full Size Core					
					SAT NEP JUP FLA		SAT NEP JUP				
Keyless											
S10D	Passage	\$166	\$178	\$196							
S40D	Privacy	206	218	236							
S170	Single Dummy	78	84	94							
Keyed, Single Cylinder					LD		JD		RD		TD*
S51PD	Entrance	\$261	\$273	\$291	-51	-28	+31				
S70PD	Classroom										
S80PD	Storeroom										
Notes	For all restricted keyways (Everest D, Everest 29 T, Quad, Numbered, Reversed) add \$13.50. This does not apply to Primus cylinders. See Terms and Conditions for ordering information and requirements.										
*	Full size construction core locks are assessed a one-time non-refundable handling charge (50-231) per core										
Ordering instructions: To change cylinder type from default 6-pin standard, change lock suffix as appropriate. Ex: S51JD for S51 function less full size core.											

L T-Series

Primus / Primus XP - available through specific channels based on security levels. See Terms & Conditions for details.		
Specify	Description	Price Each
Primus Cylinders		
LD Suffix	Order lock less cylinder; order Primus cylinder 20-752 separately	-\$51 (deduct from lock price)
20-752	Primus Cylinder	113
Full-Size Interchangeable Primus Core		
JD Suffix	Order lock less full size core; order Primus core 20-740 separately	-\$28 (deduct from lock price)
20-740	Full-size interchangeable Primus core	122
Ordering instructions: Add suffix to lock function, order Primus cylinder separately.		

S-6

DeadLatches		
Specify	Description	List Price Adjustment
16-203	Adjustable 2 3/8" or 2 3/4" backset, 1" x 2 1/4" square corner (standard latch) (includes A501-878 latch adapter for 1 1/8" prep & G506-815 sleeve for 1" housing)	N/C
16-204	Adjustable 2 3/8" or 2 3/4" backset, 1" x 2 1/4" round corner (1/4" radius)	
16-132	5" backset, 1" x 2 1/4" square corner (includes A501-897 latch adapter for 1 1/8" prep & G506-815 sleeve for 1" housing)	7.70
Ordering instructions: specify desired latch on order only if requesting different from standard.		

Strikes		
Specify	Description	List Price Adjustment
10-001	Square corner, T-strike, box, 1 1/8" x 2 3/4", 1 1/8" lip length (standard strike)	N/C
10-001 xx	Square corner, T-strike, box, 1 1/8" x 2 3/4", specify lip length (xx) as 1", 1 1/4", 1 1/2", 1 3/4", 2"	\$5.70
10-004	Round corner (1/4" radius), T-strike, box 1 1/8" x 2 3/4", 1 1/8" lip length	N/C
10-025 1316	ANSI, no box, 1 1/4" x 4 7/8", 1 3/16" lip length	
10-025 xx	ANSI, no box, 1 1/4" x 4 7/8", specify lip length as 1 3/8" or 1 1/2"	11.50
K510-066	Box for ANSI strike	N/C
10-026	Square corner, full lip, no box, 1 5/8" x 2 1/4", 1 1/8" lip length	
10-027	Round corner (1/4" radius), full lip, no box, 1 5/8" x 2 1/4", 1 1/8" lip length	
Ordering instructions: specify desired strike on order only if requesting different from standard.		

Locks Less Components		
Description	Specify	List Price Adjustment
Less standard cylinder	LD cylinder suffix Example: S5ILD Sat 626	-\$51.00
Less deadlatch	LLL for latch Example: S5IPD Sat 626 LLL 10-001	-16.30
Less strike	LLL for strike Example: S5IPD Sat 626 16-203 LLL	-3.60
Ordering instructions: specify on order only if requesting different from standard.		

Tactile Warning and Tamper Resistant Torx® Screws		
Specify	Description	List Price Adjustment
'8' lever prefix	Tactile warning applied to outside lever; specify lever design as 8SA for tactile on Saturn lever, 8JU for tactile on Jupiter, etc.	\$36.10
Torx screws	Tamper-resistant Torx screws; specify under "additional details"	14.70

TUBULAR

LT-Series

S-7

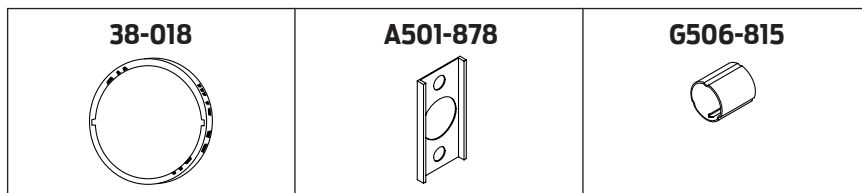
TUBULAR

LT-Series

S-8

Levers, Roses, and Chassis Parts		605	606	609	613	625	626
Available Finishes		▪	▪	⌚	▪	▪	▪
Part Number	Description	Price Each					
Inside Chassis & Lever Assembly, Inside Rose							
68-011 xxx	Inside chassis & lever assembly for S10, S70, S80 function. Specify (xxx) as SAT NEP JUP FLA ⌚ lever design	\$90.60					
68-012 xxx	Inside chassis & lever assembly for the S40 function. Specify (xxx) as SAT NEP JUP FLA ⌚ lever design	100.00					
68-013 xxx	Inside chassis & lever assembly for the S51 function. Specify (xxx) as SAT NEP JUP FLA ⌚ lever design						
08-021	Rose for inside chassis & lever assembly	22.00					
Outside Chassis, Rose and Lever (NON-KEYED)							
68-001 xxx	Outside chassis, rose & lever assembly for the S10 function. Specify (xxx) as SAT NEP JUP FLA ⌚ lever design	\$88.50					
68-002 xxx	Outside chassis, rose & lever assembly for the S40 function. Specify (xxx) as SAT NEP JUP FLA ⌚ lever design	88.40					
Outside Chassis & Rose (KEYED)							
68-003	Outside chassis and rose assembly for S51 and S70 function. Requires outside lever (see section below)	\$68.70					
68-004	Outside chassis and rose assembly for S80 function. Requires outside lever (see section below)						
Outside Keyed Lever, Standard Cylinder							
08-020 xxx	Outside lever for use with standard cylinder. specify (xxx) as SAT NEP JUP FLA ⌚	\$62.70					
Outside Keyed Lever, Interchangeable Core, and Related Parts							
08-027 xxx	Full size core lever, specify (xxx) as SAT NEP JUP only	\$63.00					
08-030 xxx	Full size core lever, driver, retainer (converts PD to JD). Specify (xxx) as SAT NEP JUP only	76.10					
S605-241	Full size core retainer	3.50					
S605-242	Full size core driver	7.70					
Ordering Instructions: Specify part number and finish.							

Latches & Strikes		605	606	609	613	625	626
Available Finishes		▪	▪	⌚	▪	▪	▪
Part Number	Description	Price Each					
Deadlatches							
16-203	Adjustable 2 3/8" or 2 3/4" backset, 1" x 2 1/4" square corner (standard latch) (includes A501-878 latch adapter for 1 1/8" prep & G506-815 sleeve for 1" housing)	\$30.00					
16-204	Adjustable 2 3/8" or 2 3/4" backset, 1" x 2 1/4" round corner (1/4" radius)						
16-132	5" backset, 1" x 2 1/4" square corner (includes A501-897 latch adapter for 1 1/8" prep & G506-815 sleeve for 1" housing)	38.80					
39-030	Rabbeted latch and strike kit, 605 and 626 finish only (adapts square corner & 2 3/4" high square corner strikes to 1/2" rabbeted door and frame preps)	46.50					
Strikes							
10-001	Square corner, T-strike, box, 1 1/8" x 2 3/4", 1 1/8" lip length (standard strike)	\$6.00					
10-001 xx	Square corner, T-strike, box, 1 1/8" x 2 3/4", specify lip length (xx) as 1", 1 1/4", 1 1/2", 1 3/4", 2"	11.90					
10-004	Round corner (1/4" radius), T-strike, box 1 1/8" x 2 3/4", 1 1/8" lip length	9.20					
10-025 1316	ANSI, no box, 1 1/4" x 4 7/8", 1 3/16" lip length	13.10					
10-025 138	ANSI, no box, 1 1/4" x 4 7/8", 1 3/8" lip length	35.00					
K510-066	Box for ANSI strike	5.80					
10-026	Square corner, full lip, no box, 1 5/8" x 2 1/4", 1 1/8" lip length	6.90					
10-027	Round corner (1/4" radius), full lip, no box, 1 5/8" x 2 1/4", 1 1/8" lip length						
Ordering Instructions: Specify part number and finish.							



Adapters		605	606	609	613	625	626
Available Finishes		▪	▪	▪ ⌚	▪	▪	▪
Part Number	Description	Price Each					
38-018	Thin door extension ring (2 required per lock)	\$10.50					
A501-878	Latch front adapter (use with 1" faceplate in 1 1/8" door prep). Order in multiples of 100. Finish not applicable.	0.64					
G506-815	1" long latch housing sleeve to adapt 7/8" diameter housing to 1" bore. Finish not applicable.	5.60					
Ordering Instructions: Specify part number and finish if applicable.							

Screws		605	606	609	613	625	626
Available Finishes		▪	▪	▪ ⌚	▪	▪	▪
Part Number	Description	Price Each					
Individual Screws							
C603-256	ANSI Strike screws, PFH combo, 12-24 x 1"	\$0.84 (order multiples of 100)					
C603-897	Latch or standard strike screws, PFH combo, 8-32 x 3/4"	0.72 (order multiples of 100)					
F506-278	Mounting screws, RPH Machine, 8-32 x 1 1/2" (finish not applicable)	0.92 (order multiples of 100)					
F506-237	Mounting screws, wood, #8 x 3/4" (finish not applicable)	0.68 (order multiples of 100)					
PFH = Phillips Flat Head RPH = Round Phillips Head							
Screw Packs							
Part Number	Description	Price Each					
S306-180	Mounting Screws, S170 (finish not applicable) Contains: (2) S506-960	4.00					
S306-182	Mounting Screws, latch & strike Contains: (2) F506-278 (4) C603-897 (1) M504-271	9.40					
S306-183	Mounting screws, latch & ANSI Strike Contains: (2) F506-278 (4) C603-256 (2) C603-897 (1) M504-271	9.20					
Torx Screw Packs							
C203-311	Latch and standard strike Contains: (4) C503-766 (T-15)	17.00					
C203-312	Latch and ANSI strike Contains: (4) C503-766 (T-15) (2) L583-371 (T-20)						
Notes	Torx screw packs are furnished with the appropriate T-xx installation tool(s)						
Ordering Instructions: Specify part number and finish if applicable.							

Special Parts ⌚ Extended Lead Time Not subject to standard discount terms		605	606	609	613	625	626
Available Finishes		▪	▪	▪ ⌚	▪	▪	▪
Part Number	Description	Price Each					
XQ07-351	10-025 strike, 7/8" flat lip	\$23.80					
XQ07-351 xxx	10-025 strike, lips through 6" (except 7/8", 1 3/16", 1 3/8" and 1 1/2"). Specify (xxx) lip length in part number	115.00					
Ordering Instructions: Specify part number and finish.							

S - Parts

TUBULAR

LT-Series

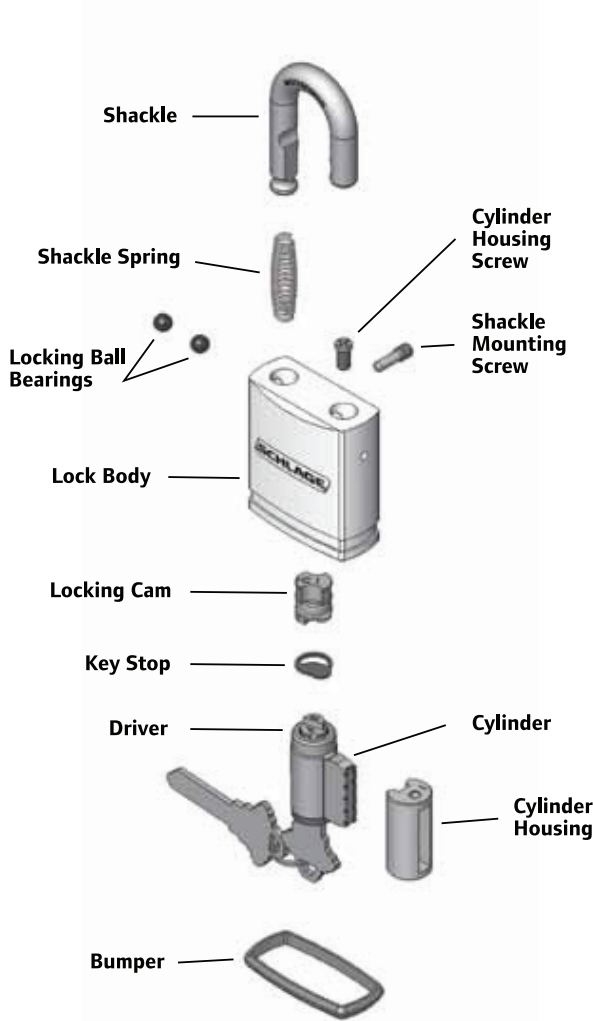
S-10

Cylinder Reference				
Cylinder Mechanism	Design	Complete Cylinder	Price Each	
			Open	Restricted
Conventional	Keyed Levers	21-059	\$51.00	\$64.50
Primus®		20-752	113.00	
Primus-XP		20-752-XP	113.00	
Primus UL437		20-552	139.00	
Primus UL437-XP		20-552-XP	139.00	

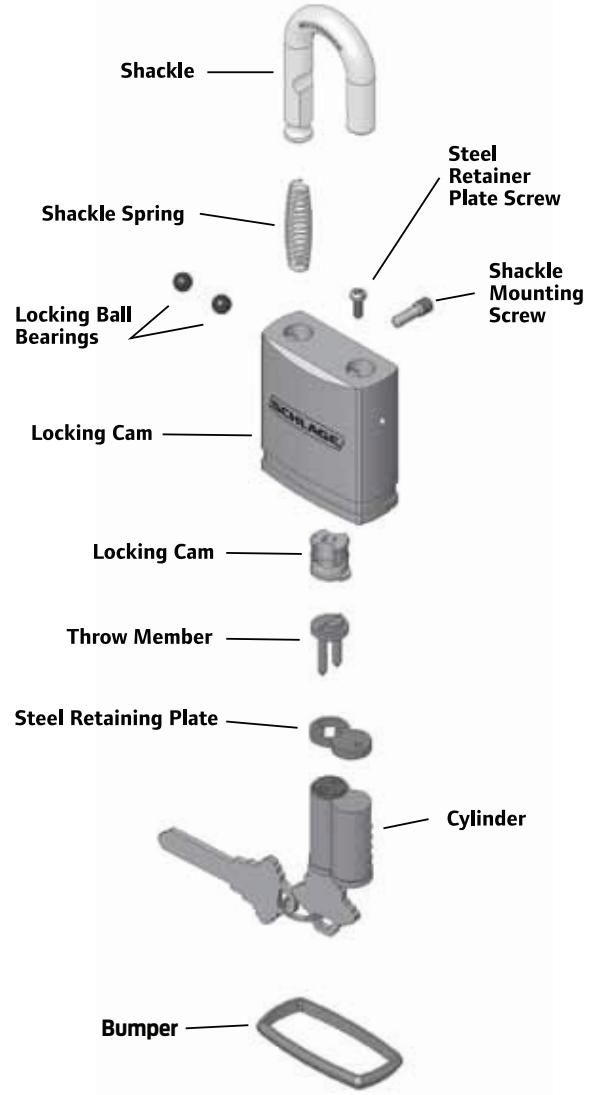
Portable Security

KS-Series Padlock Parts

Conventional Key-in-Knob



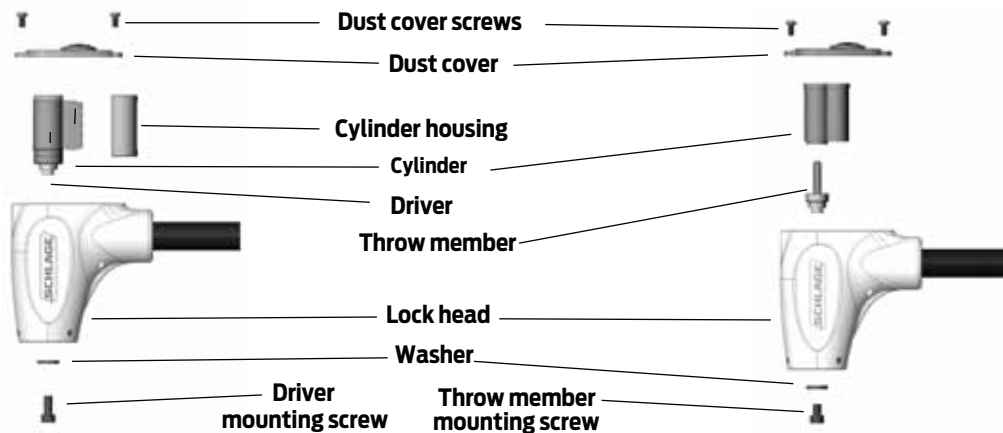
Small Format Interchangeable Core



KS-Series Cable

Conventional Key-in-Knob

Small Format Interchangeable Core



Portable Security

Important Portable Security Ordering Information

All products in this section are stocked and must be ordered in case quantities. Case quantity is listed with each product. All prices listed are unit prices.

Note: Keyed different products ship with key in knob cylinders.
All cylinders ordered for use with Less Cylinder products will ship separately.

Common Pricing Information	
1.	Locks are furnished with standard features unless otherwise specified.
2.	Keyed different products ship with Key in Knob keyed different cylinders only. For other Key in Knob cylinder options order less cylinder padlocks from page PS-6 and cylinders separately.
3.	For Custom Engraving, see page PS-9.
4.	Key in Knob less cylinder padlocks ship with key stop, cylinder housing, and cylinder housing screw.
5.	For cylinder and keying options, refer to Cylinders and Keys & Keying sections.
6.	SFIC less cylinder product is shipped without cylinder.

Table of Contents

PL Series Cross Reference	PS-4
Key-In-Knob with Cylinder	PS-5
Keyed Different	PS-5
Chain Only	PS-5
Key-In-Knob Less Cylinder	PS-6
SFIC Less Cylinder	PS-7
Full Size IC Core	PS-8
Less Cylinder - Brass	PS-8
Custom Engraving Brass Padlocks and Chrome Plated Brass Padlocks	PS-9
Parts and Accessories	PS-10
Flex Security	PS-13
Padlocks	PS-13
Security Chains	PS-14
Security Cables and Locking Cables	PS-14

Standard Features for Commercial Series Padlocks

Certification	Meets or exceeds ASTM standards for standard steel shackle, shackle cutting and corrosion resistance
Lock Body	Solid steel, brass and chrome plated brass - Solid steel resists impact, solid brass and chrome plated brass resist corrosion
Shackle	Hardened alloy steel, double deadbolt locking mechanism
Cylinder*	Conventional Key-In-Knob, 6-pin solid brass, pinned 5, C keyway, keyed different (KD) unless otherwise specified
Cylinder Finish	606 Satin Brass
Keys	Two nickel silver cut keys per lock, branded Schlage

* Cylinders must be ordered as a separate line item for all products except conventional key in knob KD stocked.

Standard Features for Commercial Series Cables

Lock Head	Die-cast zinc, 407 satin finish
Cable	Braided steel vinyl coated for greater cut resistance than twisted cables
Cylinder*	Conventional Key-In-Knob, 6-pin solid brass, pinned 5, C keyway, keyed different (KD)
Cylinder Finish	606 Satin Brass
Keys	Two nickel silver cut keys per lock, branded Schlage

* Cylinders must be ordered as a separate line item for all products except conventional key in knob KD stocked.

Standard Features for Commercial Series Chains

Certification	Padlock meets or exceeds ASTM standards for tensile force, shock, shackle cutting, cycle test and corrosion
Padlock*	Recommended for use with KS72F2300 - Round style padlock with 2" shackle
Lock Body	2 5/8" Solid steel resists impact
Shackle	Molybdenum hardened steel, patented interchangeable design, double deadbolt locking mechanism
Cylinder	Conventional Key-In-Knob, 6-pin solid brass, pinned 5, C keyway, keyed different (KD)
Cylinder Finish	606 Satin Brass
Keys	Two nickel silver cut keys per lock, branded Schlage
Chain	Triple heat treated Boron Manganese steel; unique six-sided chain links resist attack

* Padlocks and chains must be ordered separately.

Portable Security • PL Series Cross Reference

Portable Security

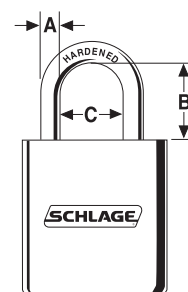
PS-4

PL Part #/KS Part #	
PL Series Part #	KS Series Part #
PL1001J	KS23D2200
PL1002J	KS23F2200
PL1003J	KS23F2200
PL2001J	KS43D2200
PL2002J	KS43F2200
PL2003J	KS43F2200
PL3001J	KS43D2200
PL3002J	KS43F2200
PL4001J	KS43D3200
PL4002J	KS43F3200
PL4003J	KS43F3200


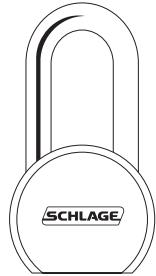
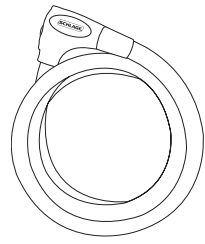
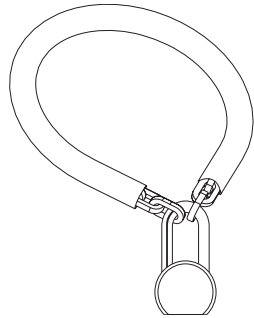
PL Series - Discontinued										
Part #	Body Size			Shackle Dimension			Shackle Dimension (metric)			Cylinder Type
	Width	Height	Depth	A	B	C	A	B	C	
PL1001J	1 3/4"	2 1/8"	3/4"	5/16"	1 1/8"	3/4"	8mm	29mm	19mm	KNK
PL1002J					2"			51mm		
PL1003J					3"			76mm		
PL2001J	2"	2 1/8"	3/4"	3/8"	1 1/8"	3/4"	9.5mm	29mm	19mm	KNK
PL2002J					2"			51mm		
PL2003J					3"			76mm		
PL3001J	2 1/4"	2 3/8"	7/8"	7/16"	1 1/8"	5/16"	11mm	29mm	24mm	KNK
PL3002J					2"			51mm		
PL4001J	2"	2 1/4"	7/8"	3/8"	1 1/8"	3/4"	9.5mm	29mm	19mm	IC
PL4002J					2"			51mm		
PL4003J					3"			76mm		

KS Series - Replacement										
Part #	Body Size			Shackle Dimension			Shackle Dimension (metric)			Cylinder Type
	Width	Height	Depth	A	B	C	A	B	C	
KS23D2200	1 25/32"	2 3/16"	7/8"	5/16"	1 1/2"	3/4"	8mm	38mm	19mm	KNK
KS23F2200					2"			51mm		
KS43D2200	1 15/16"	2 3/16"	7/8"	3/8"	1 1/2"	3/4"	9.5mm	38mm	19mm	KNK
KS43F2200					2"			51mm		
KS43D3200	1 15/16"	2 3/16"	7/8"	3/8"	1 1/2"	3/4"	9.5mm	38mm	19mm	IC
KS43F3200					2"			51mm		

- NOTES:**
- 1) Padlocks must be ordered and are shipped less cylinder
 - Keys & Keying must appear as a separate line item
 - 2) Reference Schlage Keys & Keying section for specific options and cylinders
 - All Key & Keying adders and deducts apply
 - 3) Key retaining cams for Classic KNK padlocks - KZ32CB1 - ordered as separate line item and ships separately
 - 4) Key retaining is not an option on Full Size IC products



Shackle Dimensions

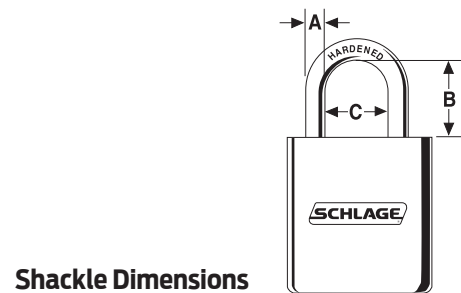
<p>Available in: 606 Brass</p>  <p>KS23D KS43F</p>	<p>Available in: 652 Steel</p>  <p>KS72F</p>	<p>Locking Head is 407 Satin Finish</p>  <p>KC Series</p>	<p>Padlock is 652 Steel</p>  <p>KK Series</p>
--	---	--	--

UPC 720018-	Part #	Body Size Dimension			Shackle Dimension (metric)			Cylinder Type	Case Pack	Master Pack	List Price Each			
		Width	Height	Depth	A	B	C							
KEYED DIFFERENT - BRASS														
997412	KS23D2300	1 25/32"	2 3/16"	7/8"	5/16"	1 1/2"	3/4"	8mm	38mm	19mm	KNK	6	24	\$51.60
997405	KS23F2300	1 25/32"	2 3/16"	7/8"	5/16"	2"	3/4"	8mm	51mm	19mm	KNK	6	24	51.80
997290	KS43D2300	1 15/16"	2 3/16"	7/8"	3/8"	1 1/2"	3/4"	9.5mm	38mm	19mm	KNK	6	24	54.90
997283	KS43F2300	1 15/16"	2 3/16"	7/8"	3/8"	2"	3/4"	9.5mm	51mm	19mm	KNK	6	24	55.20
KEYED DIFFERENT - STEEL														
997764	KS72F2300	2 5/8"	2 3/8"	1 3/32"	7/16"	2"	7/8"	11mm	51mm	22mm	KNK	6	18	\$59.40

UPC 720018-	Part #	Cable Size		Cylinder Type	Case Pack	Master Pack	List Price Each
		Length	Diameter				
KEYED DIFFERENT							
997719	KC215E220	6'	5/8"	182cm	15mm	KNK	\$79.80

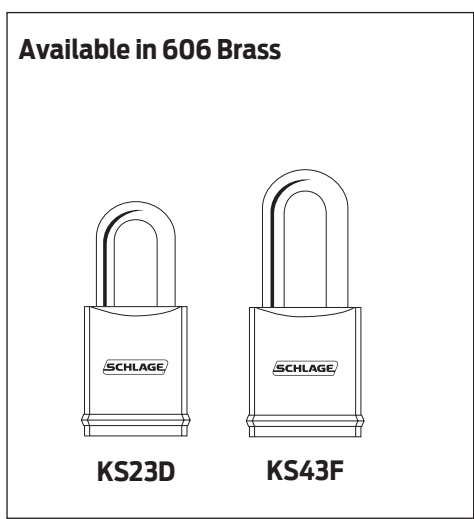
UPC 720018 -	Part #	Chain Size		Shackle Dimension			Cylinder Type	Case Pack	Master Pack	List Price Each
		Length	Length (metric)	A	B	C				
CHAIN ONLY										
999478	999478	5'	150 cm		N/A		N/A	1	1	\$77.60
999461	999461	3' 3"	100 cm		N/A		N/A	1	1	41.10

NOTE: 1) For master keyed or keyed alike products, order chain, padlocks and cylinders separately.
 Order chains #999478 or #999461 with padlock KS72F2300.
 Prices are for chains only.
 Chains and Padlocks must be ordered separately.

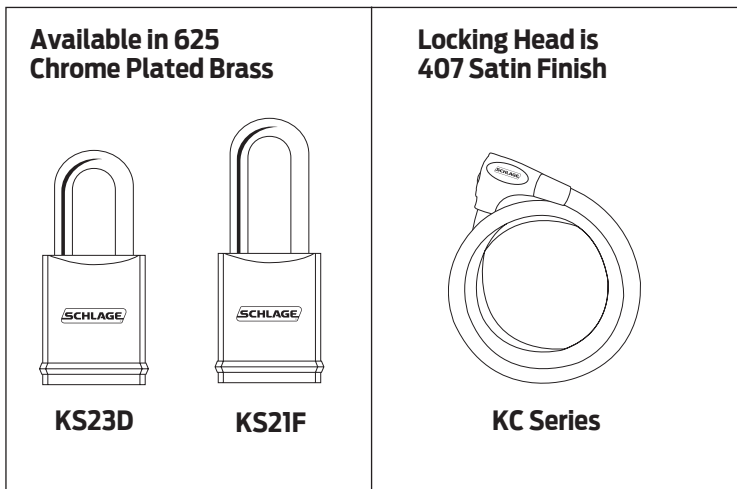


Portable Security

PS-6




UPC 720018-	Part #	Body Size			Shackle Dimension			Shackle Dimension (metric)			Cylinder Type	Case Pack	Master Pack	List Price Each
		Width	Height	Depth	A	B	C	A	B	C				
LESS CYLINDER - BRASS														
000259	KS23D2200	1 25/32"	2 3/16"	7/8"	5/16"	1 1/2"	3/4"	8mm	38mm	19mm	KNK	6	24	\$43.10
000266	KS23F2200	1 25/32"	2 3/16"	7/8"	5/16"	2"	3/4"	8mm	51mm	19mm	KNK	6	24	43.30
000297	KS43D2200	1 15/16"	2 3/16"	7/8"	3/8"	1 1/2"	3/4"	9.5mm	38mm	19mm	KNK	6	24	46.30
000303	KS43F2200	1 15/16"	2 3/16"	7/8"	3/8"	2"	3/4"	9.5mm	51mm	19mm	KNK	6	24	46.60



UPC 720018-	Part #	Body Size			Shackle Dimension			Shackle Dimension (metric)			Cylinder Type	Case Pack	Master Pack	List Price Each
		Width	Height	Depth	A	B	C	A	B	C				
LESS CYLINDER - CHROME PLATED BRASS														
997658	KS11D1200	1 25/32"	2 3/16"	7/8"	1/4"	1 1/2"	3/4"	6.4mm	38mm	19mm	SFIC	6	24	\$25.70
997641	KS11F1200	1 25/32"	2 3/16"	7/8"	1/4"	2"	3/4"	6.4mm	51mm	19mm	SFIC	6	24	26.70
997498	KS21D1200	1 25/32"	2 3/16"	7/8"	5/16"	1 1/2"	3/4"	8mm	38mm	19mm	SFIC	6	24	27.20
997481	KS21F1200	1 25/32"	2 3/16"	7/8"	5/16"	2"	3/4"	8mm	51mm	19mm	SFIC	6	24	28.50
997375	KS41D1200	1 15/16"	2 3/16"	7/8"	3/8"	1 1/2"	3/4"	9.5mm	38mm	19mm	SFIC	6	24	27.20
997368	KS41F1200	1 15/16"	2 3/16"	7/8"	3/8"	2"	3/4"	9.5mm	51mm	19mm	SFIC	6	24	28.50

UPC 720018-	Part #	Cable Size		Cable Size (metric)		Cylinder Type	Case Pack	Master Pack	List Price Each
		Length	Diameter	Length	Diameter				
LESS CYLINDER - SMALL FORMAT INTERCHANGEABLE CORE									
998747	KC215A130	2'	5/8"	60cm	15mm	SFIC	1	5	\$51.60
998754	KC215B130	4'	5/8"	121cm	15mm	SFIC	1	5	55.30

Available in 606 Brass

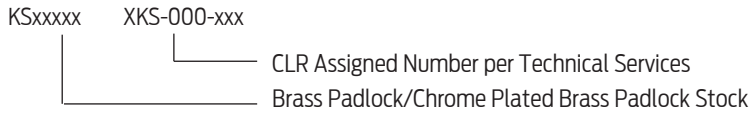


KS43D

KS43F

UPC 720018-	Part #	Body Size			Shackle Dimension			Shackle Dimension (metric)			Cylinder Type	Case Pack	Master Pack	List Price Each
		Width	Height	Depth	A	B	C	A	B	C				
LESS CYLINDER - BRASS														
999140	KS43D3200	1 15/16"	2 3/16"	7/8"	3/8"	1 1/2"	3/4"	9.5mm	38mm	19mm	IC	6	24	\$53.40
999157	KS43F3200	1 15/16"	2 3/16"	7/8"	3/8"	2"	3/4"	9.5mm	51mm	19mm	IC	6	24	55.60

Custom Engraving - Optional



- NOTES:**
- 1) A one time set up cost of \$85 net will be added to the first order under part number 50-020.
 - 2) A \$8.00 net per piece engraving fee will be added to net product cost.
 - 3) Custom engraving requires submission of completed "Custom Logo Request" form (see **Forms**) and scaleable logo line art in DXF format to TSSEC@irco.com.
 - 4) Minimum order quantity is 6.
 - 5) XKS-000-XXX part number is assigned by Technical Services and is keyed in the accessory field as part of the product part number.

Custom engraving is available on the following parts.

Brass Padlocks - Listed on page

KS23D2300	
KS23F2300	PS-5
KS43D2300	
KS43F2300	
<hr/>	
KS23D2200	
KS23F2200	PS-6
KS43D2200	
KS43F2200	
<hr/>	
KS43D3200	PS-8
KS43F3200	

Chrome Plated Brass Padlocks - Listed on page

KS11D1200	
KS11F1200	
KS21D1200	PS-7
KS21F1200	
KS41D1200	
KS41F1200	

Portable Security - Stocked Parts and Accessories

Portable Security



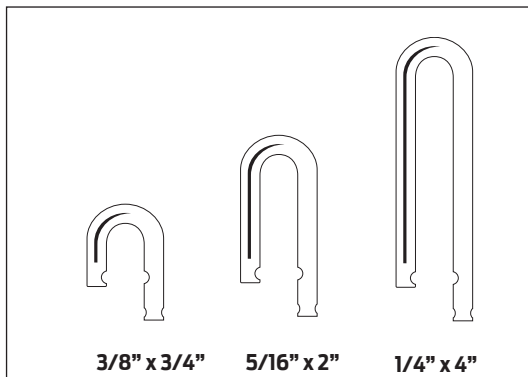
FEATURES & SPECIFICATIONS

- Must be ordered in box quantity
- Replacement parts and accessories discounted at full lock discount

UPC 720018-	Part #	Description	Box Quantity	Carton Quantity	List Price Each
SERVICE REPAIR KIT - PADLOCK & CABLES - CONVENTIONAL KEY-IN-KNOB & SFIC					
997818	KZ390AL	Service Repair Kit — Includes 10 of each part below except KZ35AC1, KZ35AC2, KZ36EB0 - Qty 20; KZ37000 - Qty 1 and also includes pliers	1	6	\$386.00
PADLOCK PARTS - CONVENTIONAL KEY-IN-KNOB					
998204	KZ32CB1	Key Retaining Locking Cam, 10, 20, 40, 80, 90 Series	30	240	\$2.00
998211	KZ32CB2	Key Retaining Locking Cam, 70 Series	30	240	2.00
997788	KZ32DA0	Driver	30	240	2.00
PADLOCK PARTS - SFIC					
998259	KZ31CB1	Key Retaining Locking Cam, 10, 20, 40, 80, 90 Series	30	240	\$1.10
998266	KZ31CB2	Key Retaining Locking Cam, 70 Series	30	240	1.10
998303	KZ31DA0	Throw Member	30	240	2.30
ACCESSORIES					
997900*	KZ200AL	9" Nickel Plated Steel Retaining Chain	6	36	\$6.60

* Fits shackles diameters 1/4" - 3/8".

PS-10



FEATURES & SPECIFICATIONS

- Parts and Accessories discounted at full lock discount.
- Must be ordered in box quantity.

UPC 720018-	Part #	Shackle Dimension			Shackle Dimension (metric)			Box Quantity	Carton Quantity	List Price Each
		A	B	C	A	B	C			
HARDENED STEEL SHACKLES - FOR USE WITH 10 SERIES PADLOCKS										
997214	KZ11A10	1/4"	3/4"	3/4"	6.4mm	19mm	19mm	6	36	\$4.30
997184	KZ11D10	1/4"	1 1/2"	3/4"	6.4mm	38mm	19mm	6	36	5.30
997153	KZ11F10	1/4"	2"	3/4"	6.4mm	51mm	19mm	6	36	5.40
997122	KZ11G10	1/4"	4"	3/4"	6.4mm	102mm	19mm	6	36	7.50
HARDENED STEEL SHACKLES - FOR USE WITH 20 SERIES PADLOCKS										
997207	KZ11A20	5/16"	3/4"	3/4"	8mm	19mm	19mm	6	36	\$5.30
997177	KZ11D20	5/16"	1 1/2"	3/4"	8mm	38mm	19mm	6	36	6.50
997146	KZ11F20	5/16"	2"	3/4"	8mm	51mm	19mm	6	36	6.80
997115	KZ11G20	5/16"	4"	3/4"	8mm	102mm	19mm	6	36	9.50
HARDENED STEEL SHACKLES - FOR USE WITH 40 SERIES PADLOCKS										
997191	KZ11A40	3/8"	3/4"	3/4"	9.5mm	19mm	19mm	6	36	\$6.60
997160	KZ11D40	3/8"	1 1/2"	3/4"	9.5mm	38mm	19mm	6	36	8.20
997139	KZ11F40	3/8"	2"	3/4"	9.5mm	51mm	19mm	6	36	8.50
997108	KZ11G40	3/8"	4"	3/4"	9.5mm	102mm	19mm	6	36	11.70
BRASS SHACKLES - FOR USE WITH 10 SERIES PADLOCKS										
997092	KZ12A10	1/4"	3/4"	3/4"	6.4mm	19mm	19mm	6	36	\$4.30
997061	KZ12D10	1/4"	1 1/2"	3/4"	6.4mm	38mm	19mm	6	36	5.30
997030	KZ12F10	1/4"	2"	3/4"	6.4mm	51mm	19mm	6	36	5.40
997009	KZ12G10	1/4"	4"	3/4"	6.4mm	102mm	19mm	6	36	7.50
BRASS SHACKLES - FOR USE WITH 20 SERIES PADLOCKS										
997085	KZ12A20	5/16"	3/4"	3/4"	8mm	19mm	19mm	6	36	\$4.20
997054	KZ12D20	5/16"	1 1/2"	3/4"	8mm	38mm	19mm	6	36	6.50
997023	KZ12F20	5/16"	2"	3/4"	8mm	51mm	19mm	6	36	6.70
996996	KZ12G20	5/16"	4"	3/4"	8mm	102mm	19mm	6	36	9.50
BRASS SHACKLES - FOR USE WITH 40 SERIES PADLOCKS										
997078	KZ12A40	3/8"	3/4"	3/4"	9.5mm	19mm	19mm	6	36	\$6.60
997047	KZ12D40	3/8"	1 1/2"	3/4"	9.5mm	38mm	19mm	6	36	8.20
997016	KZ12F40	3/8"	2"	3/4"	9.5mm	51mm	19mm	6	36	8.50
996989	KZ12G40	3/8"	4"	3/4"	9.5mm	102mm	19mm	6	36	11.70
STAINLESS STEEL SHACKLES - FOR USE WITH 10 SERIES PADLOCKS										
001270	KZ13D10	1/4"	1 1/2"	3/4"	6.4mm	38mm	19mm	6	36	\$5.30
001287	KZ13F10	1/4"	2"	3/4"	6.4mm	51mm	19mm	6	36	5.40
STAINLESS STEEL SHACKLES - FOR USE WITH 20 SERIES PADLOCKS										
001294	KZ13D20	5/16"	1 1/2"	3/4"	8mm	38mm	19mm	6	36	\$6.50
001300	KZ13F20	5/16"	2"	3/4"	8mm	51mm	19mm	6	36	6.80
STAINLESS STEEL SHACKLES - FOR USE WITH 40 SERIES PADLOCKS										
001317	KZ13D20	3/8"	1 1/2"	3/4"	9.5mm	38mm	19mm	6	36	\$ 8.20
001324	KZ13F20	3/8"	2"	3/4"	9.5mm	51mm	19mm	6	36	8.50

FEATURES & SPECIFICATIONS

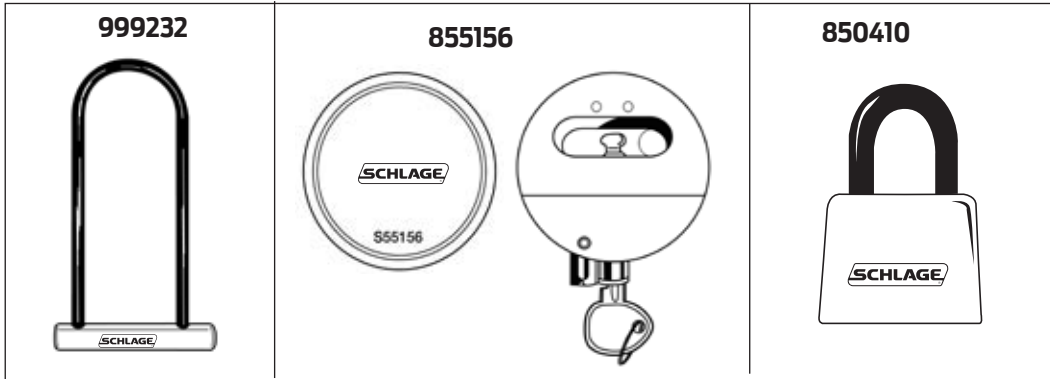
- Must be ordered in box quantity
- Replacement parts and accessories discounted at full lock discount
- While supplies last

UPC 720018-	Part #	Description	Box Quantity	Carton Quantity	List Price Each
PADLOCK PARTS - CONVENTIONAL KEY-IN-KNOB & SFIC					
997801	KZ35AA1	Shackle Spring, 10 Series	30	240	\$0.42
997795	KZ35AA2	Shackle Spring, 20, 80 Series	30	240	0.42
996972	KZ35AA3	Shackle Spring, 40, 90 Series	30	240	0.42
996965	KZ35AA4	Shackle Spring, 70 Series	30	240	0.42
996958	KZ35AB1	Shackle Mounting Screw, 10, 20, 40 Series	30	240	1.10
997771	KZ35AB2	Shackle Mounting Screw, 70, 80, 90 Series	30	240	1.10
997894	KZ35AC1	Locking Ball Bearing, 10, 20, 40, 80, 90 Series	30	240	0.94
998136	KZ35AC2	Locking Ball Bearing, 70 Series	30	240	1.20
998419	KZ35EC1	Bumper, 10, 20 Series	30	240	0.62
998426	KZ35EC2	Bumper, 40 Series	30	240	0.62
998402	KZ35EC3	Bumper, 80 Series	30	240	0.62
998396	KZ35EC4	Bumper, 90 Series	30	240	0.62
PADLOCK PARTS - CONVENTIONAL KEY-IN-KNOB					
998167	KZ32BB0	Cylinder Housing Screw	30	240	\$0.92
998174	KZ32CA1	Locking Cam, 10, 20, 40, 80, 90 Series	30	240	2.00
998198	KZ32CA2	Locking Cam, 70 Series	30	240	2.00
998228	KZ32CC0	Key Stop	30	240	0.42
PADLOCK & CABLE PARTS - CONVENTIONAL KEY-IN-KNOB					
998143	KZ38BA1*	Cylinder Housing, 20, 40, 70, 80, 90, KC Series	20	160	\$7.00
998150	KZ38BA2*	Cylinder Housing, 10, KC Series	20	160	7.00
PADLOCK PARTS - SFIC					
998235	KZ31CA1	Locking Cam, 10, 20, 40, 80, 90 Series	30	240	\$2.00
998242	KZ31CA2	Locking Cam, 70 Series	30	240	2.00
998273	KZ31CC1	Steel Retainer Plate, 10, 20, 40, 80, 90 Series	30	240	1.10
998280	KZ31CC2	Steel Retainer Plate, 70 Series	30	240	1.10
998297	KZ31CD0	Steel Retainer Plate Screw	30	240	1.40
998433	KZ37000	Installation Tool	6	36	3.00
CABLE PARTS					
998358	KZ33CA0	Throw Member, SFIC	30	240	\$4.40
998327	KZ33DB0	Washer, Key-In-Knob /SFIC	30	240	0.42
998334	KZ33DC0	Driver Mounting Screw, Key-In-Knob	30	240	1.10
998440	KZ34CA0	Cylinder Cap, Key-In-Knob	30	240	1.70
998365	KZ34DA0	Driver, Key-In-Knob	30	240	2.10
998341	KZ34DC0	Throw Member Mounting Screw, SFIC	30	240	1.10
997665	KZ34ED0	Cylinder Cap Pin, Key-In-Knob	30	240	0.64
998372	KZ36EA0	Dust Cover, Key-In-Knob /SFIC	30	240	2.20
998389	KZ36EB0	Dust Cover Screw, Key-In-Knob /SFIC	30	240	0.64

*Cable series can use either Cylinder Housing part KZ38BA1 or KZ38BA2.

FLEX SECURITY FEATURES & SPECIFICATIONS

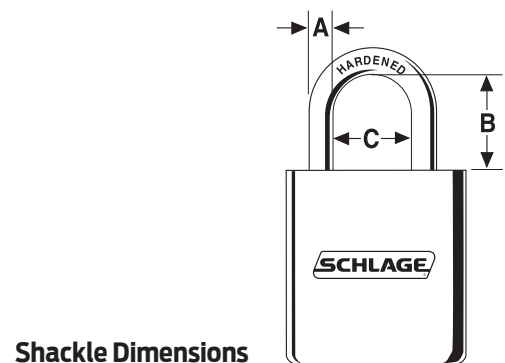
- Non rekeyable
- Retail vis-packed
- Must be ordered in case quantity multiples



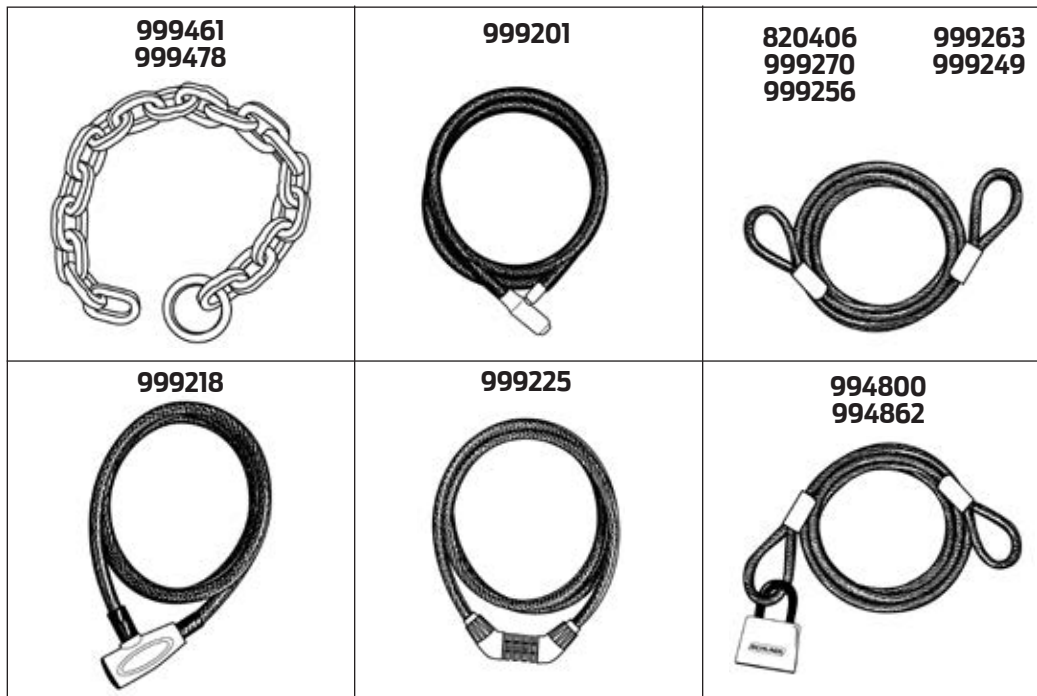
Special Use Padlocks										
UPC	Part Number	Shackle Dimension			Shackle Dimension (metric)			Padlock Width	Case Qty.	Price Each
		A	B	C	A	B	C			
Extra Large Padlock										
720018999232	999232	1/2"	11"	4"	12mm	275mm	102mm	7 1/4"	5	\$31.30
Shackle-less Padlock										
720018855156	855156	-	-	-	-	-	-	2 7/8"	6	\$39.40

Covered Laminated Steel Padlocks							
UPC	Part Number	Shackle Dimension			Padlock Width	Case Qty.	Price Each
		A	B	C			
Covered Laminated Steel Padlocks							
720018850410 *	850410 *	1/4"	1 1/8"	3/4"	1 1/2"	3	\$21.50

* 2 KA units per pack. 6 Packs keyed different per case.



Shackle Dimensions



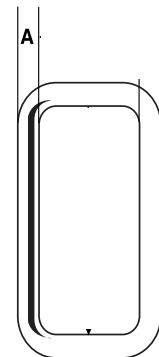
**FLEX SECURITY
FEATURES &
SPECIFICATIONS**

- Non rekeyable
- Retail vis-packed
- Must be ordered in case quantity multiples

Security Chains

UPC	Part Number	Link Dimension	Chain Length	Case Qty.	Price Each
		A			
Cinch Ring Security Chains					
720018999478	999478	1/2"	5'	1	\$77.60
720018999461	999461	1/2"	3' 3"	1	41.10

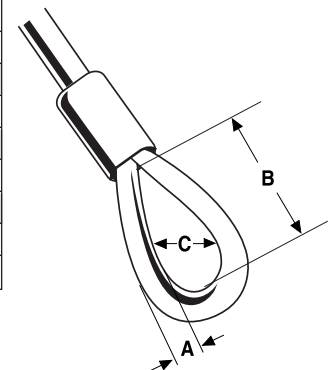
Link Dimensions



Security Cables and Locking Cables

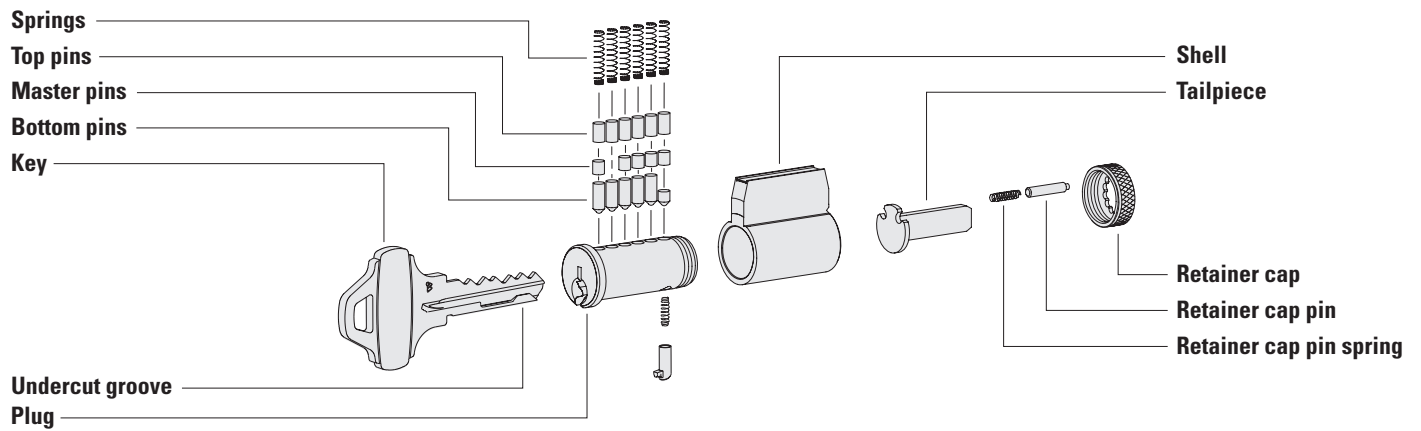
	Part Number	Cable Dia.	Loop Dimension		Cable Length	Case Qty.	Price Each
		A	B	C			
Heavy Duty Locking Cable - Schlage Rekeyable							
720018999201	999201	5/8"	-	-	6'	5	\$57.70
Heavy Duty Flexible Steel Cables							
720018820406	820406	5/8"	3 3/8"	1 5/8"	7'	5	\$35.50
Flexible Steel Cables							
720018999270	999270	3/8"	2 1/4"	1 1/8"	30'	4	\$45.30
720018999263	999263	3/8"	2 1/4"	1 1/8"	15'	4	28.20
720018999256	999256	3/8"	2 1/4"	1 1/8"	7'	4	16.70
720018999249	999249	3/8"	2 1/4"	1 1/8"	4'	4	13.00
Key Cable							
720018999218	999218	1/2"	-	-	5'	4	\$23.80
Resettable Combination Cable							
720018999225	999225	3/8"	-	-	5'	4	\$24.80
Flexible Steel Cable and Covered Laminated Steel Padlock							
720018994800	994800	3/8"	2 1/4"	1 1/8"	4'	4	\$22.40
720018994862	994862	3/8"	2 1/4"	1 1/8"	15'	4	35.20

Loop Dimensions



CYLINDERS

Exploded View - Everest Key-in-Knob/Lever Cylinder



CYLINDERS

Ordering Procedures

To order Schlage products, descriptive data should be in the same sequence as shown below.

Line Item	Qty	Product	Outside		Inside		Hand	Latch	Strike	Dr Thk	Ext	DIM	Additional Details
			DES	FIN	DES	FIN							
1	10	20-001 S125		626								118	

Line Item: Line item number

Qty: Quantity

Product: Product number + keyway

Outside Des: Not Applicable

Outside Fin: Cylinder face finish color (for Key in Lever cylinders, choose plug face color - 606 or 626)

Inside Des: Not Applicable

Inside Fin: Not Applicable

Hand: Not Applicable

Latch: Not Applicable

Strike: Not Applicable

Dr Thk: Not Applicable

Ext: Not Applicable

Dim: for mortise cylinder length (Written as 1 1/8" = 118, 1 3/4" - 134 etc.)

Additional

Details: Keying instructions (KA, KD, 0-bitted), Primus XP #, Everest 29 Facility Code, Locksmith ID#, Additional stamping instructions

Common Pricing Information

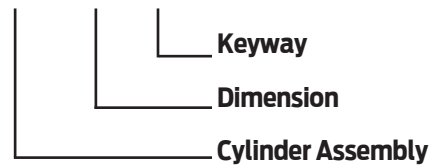
1.	Locks are furnished with standard features unless otherwise specified.
2.	Door thickness is 1 3/4" unless otherwise specified.
3.	Split finishes and designs will be priced at the highest list price of the design and/or finish.
4.	Engineering specials are denoted by a part number beginning with "X" and are not subject to standard discounting.
5.	⌚ denotes a lock or part that requires an extended lead time.
6.	👤 denotes a handed product and requires handing to be specified.
7.	For all restricted keyways (Everest D, Everest 29 T, Quad, Numbered, Reversed) add \$13.50. This does not apply to Primus cylinders. See Terms and Conditions for ordering information and requirements.
8.	Locks, keys and cylinders containing restricted keyways require additional documentation to order. Please see Terms and Conditions for the specific requirements.
9.	Keyway must be specified for keyed functions and cylinders. If not specified, default keyway will be S123 for KA, KD and 0-bitted product and S145 for Factory managed masterkey systems.
10.	Multiple keying options are available. Locks and cylinders are furnished KD unless otherwise specified or excepted by notation.
11.	Control Keys for permanent and construction cores are not included with the lock or cylinder and must be ordered separately.
12.	Locks specified with "C" keyway and KD or 0-bitted will receive 6 pin cylinders (keyed 5) with 5 pin keys.
13.	Full Size Interchangeable Cores (FSIC) are furnished 1-bitted unless otherwise specified. If 0-bitted is selected, the order will be entered as 1-bitted. This does not apply to FSIC Primus® cores.
14.	Conventional cylinders, Primus cylinders (conventional and FSIC) can be supplied 0-bitted. If 1-bitted is selected, the order will be entered as 0-bitted.
15.	Available plug face finishes are 606 and 626. For brass or bronze finish colors, the plug face finish is 606. For chrome, nickel or stainless steel finish colors, the plug face finish is 626.
16.	Specify LKB if 0-bitted Primus cylinders are required "Less Key Blanks." Deduct \$13.80 per cylinder.

Table of Contents

Multiple Tailpiece Cylinders	CYL-4
Bulk Pack Cylinders	CYL-5
Primus Cylinders-Sub-Assembled	CYL-7
A & H, AD, AL, CL, D, ND, KS, S & S200	CYL-8
Tailpieces & Actuators	CYL-14
Miscellaneous Parts	CYL-15
B500	CYL-16
Standard Cylinders & Housings	CYL-16
Tailpieces, Drivers & Parts	CYL-17
B100, B250, B400, E/B, F100, H, MD, S200	CYL-18
Deadbolt Cylinders	CYL-18
IC Cylinders & Miscellaneous Parts	CYL-19
Collars, Tailpieces and Reference Tables	CYL-20
B300, BA300, F300, FA300	CYL-22
Standard Cylinders & Housings	CYL-22
Tailpieces, Drivers & Parts	CYL-23
B600/700/800	CYL-24
Reference Table	CYL-24
Miscellaneous Parts and Tailpieces	CYL-26
IC Housings and Parts	CYL-27
Mortise	CYL-28
Standard Cylinders, L-Series	CYL-28
Standard Cylinders for Adams Rite, Adams Rite, Lori & Corbin Russwin	CYL-29
Concealed Shell Cylinders	CYL-30
Cams, Cam Screws, Dummy Cylinder	CYL-31
Full Size Interchangeable Core	CYL-32
Small Format Interchangeable Core	CYL-34
Cylinder Lengths and Collars By Application	CYL-36
Schlage cylinders for Falcon & Von Duprin	CYL-39
Rim Cylinders	CYL-40
Interchangeable Cores	CYL-42
Full Size Interchangeable Cores	CYL-42
Small Format Interchangeable Cores	CYL-43
Competitor Retrofit Cylinders	CYL-44
Corbin Russwin, Sargent, Yale Key-in-Knob/Lever	CYL-44
Reference Tables	CYL-44
Corbin Russwin Master Ring	CYL-46
Cams to Operate Competitor Locks	CYL-47
Letter/Mail Box	CYL-48
Special Cylinders	CYL-49
Pins, Springs & Pinning Components	CYL-50
Full Size	CYL-50
Small Format	CYL-51
Plugs	CYL-53
Shells	CYL-53

Product Identification

20-001 118 XXXX



Full Size Cylinders and Cores

When ordering full size cylinders, specify the conventional or Primus cylinder number, dimension (where required), keyway (e.g. C, CP, C123, S123 etc) or keyway family (e.g. Obverse, Everest® Family, Everest D Family, Everest 29 T) and finish. If no keyway is specified, master keyed products will default to Everest 29 S145 and non-master keyed products will default to S123.

Small Format Interchangeable Cores

Small format cores are available only in Everest and Everest 29 restricted keyways and certain Best® keyways. Small format cores cannot be keyed into the same system as full size cylinders and cores because the keyways are different.

See **Schlage Cylinder & Keyway Terminology** for more details on Schlage's terminology.

Finish Codes and Descriptions

Code		Description
605	(US 3)	Bright Brass
606	(US 4)	Satin Brass
609	(US 5)	Antique Brass
612	(US 10)	Satin Bronze
613	(US 10B)	Oil Rubbed Bronze
619	(US 15)	Satin Nickel
625	(US 26)	Bright Chromium Plated
626	(US 26D)	Satin Chromium Plated
629	(US 32)	Bright Stainless Steel
630	(US 32D)	Satin Stainless Steel
643e	(US11)	Aged Bronze

Standard Features*

Certification	BHMA certified to ANSI A156.5, 2001, Grade 1 Operational
Key Patents	Primus XP keys are protected against unauthorized duplication by U S utility patents 7 159 424 Everest and Everest Primus XP keys are protected by U S utility patents 5,715,717 and 5,809,816 and by U S design patents 428,324 and 426,452. Everest 29 and Everest 29 Primus XP keys are protected by U S patent US 7,665,337
Standard Cylinder	Solid Brass 6 pin plugs and shells. Mortise and Rim cylinders utilize a two piece Stainless Steel sintered housing secured by 2 Torx® screws. Standard keyway is Everest 29 S123, furnished Keyed Different (KD) with two 6 pin nickel silver keys (except F series knobs and levers). Mortise cylinder standard lengths are 1 1/8" for conventional cylinders, 1 1/2" for large format interchangeable core and 1 3/8" for small format interchangeable core.
SFIC	Everest 29 R and Everest B combined cores includes 2 change keys.
FSIC	Full size conventional cores are furnished 1-bitted. Primus cores are furnished 0-bitted. Small format cores are available either uncombined or combined. Control keys must be ordered separately.
Primus	Primus XP cylinders are furnished MK, KA, KD, or Less Key Blank (LKB). See Terms & Conditions: Primus Sales Policy for additional details.

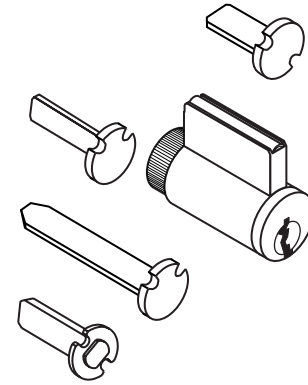
Conventional non-IC cylinders: Available 0-Bitted. 1-Bitted is not available and if specified, 0-bitted will be furnished.
 Conventional FSIC cylinders: Furnished 1-bitted. 0-Bitted is not available and if specified, 1-bitted will be furnished.
 Primus cylinders: Furnished 0-bitted. 1-Bitted is not available and if specified, 0-bitted is furnished.

Reduce Cylinder Inventory

Multiple tailpiece cylinders allow high inventory flexibility with low investment. Included with each cylinder are tailpieces to suit these locks:

- A-Series (all designs)
- AL-Series
- D-Series Knobs
- H-Series Knobs (all designs)
- ND-Series Levers

Cylinders are furnished 0-bitted. Conventional cylinders are furnished with two (2) blank keys. Not available in Faculty Restroom (hotel) function.




Multiple Tailpiece Key-in-Knob/Lever Cylinders				
Keyway	Contents	Part Number	Price Each	
			Open	Restricted
All Keyways Everest, Everest 29 and Classic Families	(1) Pre-assembled cylinder 0-bitted, less tailpiece (1) A301-338 tailpiece, A & H-Series Orbit (1) A700-031 tailpiece, A, AL, H-Series (except Orbit) (1) C603-524 tailpiece, D-Series Knobs (1) N523-022 tailpiece, ND-Series Levers (black) (2) C503-115 cap pin springs (2) C503-116 cap pins (2) Key Blanks 35-009 (Everest C) OR 35-002 (Everest D) OR 35-270 (Everest 29 S) OR 35-268 (Everest 29 T)	40-100	51.00	64.50
Primus / Primus XP All Keyways (Classic, Everest and Everest 29)	(1) Pre-assembled cylinder 0-bitted, less tailpiece, LESS keys (1) A301-338 tailpiece, A & H-Series Orbit (1) A700-031 tailpiece, AL-Series (1) C603-524 tailpiece, D-Series Knobs (1) N523-022 tailpiece, ND-Series Levers (black) (2) C503-115 cap pin springs (2) C503-116 cap pins ****Primus Keys must be ordered separately****	40-700* / 40-700-XP Controlled Access	113.00	113.00
		40-500* / 40-500-XP UL437 Listed	139.00	139.00
Order Examples:	40-100 626 S123			
	40-700-XP 606 S123 (must specify Primus account information and provide necessary Primus documents)			

* Primus key blanks must be ordered separately.

Key Large Jobs Faster!

Bulk Packs are kits that contain all of the components needed to build 10 cylinders. For added convenience the shells are pre-loaded with pins and springs and slid onto a follower. Cams and tailpieces are sold separately in economical 10-packs to maximize flexibility. **Keys and Primus components are also sold separately.** The unit price of the unassembled cylinder is up to 15% less than buying it completely assembled. In addition to this savings, labor time is reduced since cylinders don't have to be taken apart before being pinned in the field. Not available in Faculty Restroom (hotel) functions. Must specify finish color, length and keyway.

09-764*
Everest Primus and Everest 29 Primus Bulk Pack



(Includes 10 of each item shown)

10-Piece Bulk Pack Key-in-Knob/Lever Cylinders

Contents (10 each)	Cylinder Mechanism	Keyway Type	Bulk Pack Number	Price Each Pack	
				Open	Restricted
Loaded shells Plugs Caps Cap pins Cap pin springs Check pins (Everest and Everest 29 Conventional only)	Conventional	Classic	09-409	\$402.00	\$537.00
		Everest and Everest 29 Family	09-751	402.00	537.00
	Primus/Primus XP	Everest and Everest 29	09-764	797.00	
	Primus/Primus XP	Classic	09-833	797.00	

10-Piece Bulk Pack Mortise Cylinders

Contents (10 each)	Cylinder Mechanism	Keyway Type	Bulk Pack Number	Price Each Pack	
				Open	Restricted
Loaded shells Plugs Cam Screws Check pins (Everest and Everest 29 conventional only)	Conventional	Classic	09-412	\$475.00	\$610.00
		Everest and Everest 29 Family	09-754	475.00	610.00
	Primus/Primus XP	Everest and Everest 29	09-767	872.00	
	Primus/Primus XP	Classic	09-835	872.00	

*See next page for cams, collars sold separately.
Available in 1 1/8" and 1 1/4" only.*

10-Piece Bulk Pack Rim Cylinders

Contents (10 each)	Cylinder Mechanism	Keyway Type	Bulk Pack Number	Price Each Pack	
				Open	Restricted
Loaded shells Plugs Caps Cap Pins Collars Tailpieces Drivers Cap pin springs Screws & back plate packs Check pins (Everest and Everest 29 Conventional only) Check pin springs	Conventional	Classic	09-410	\$552.00	\$687.00
		Everest and Everest 29 Family	09-752	552.00	687.00
	Primus/Primus XP	Everest and Everest 29	09-765	903.00	
	Primus/Primus XP	Classic	09-834	903.00	

10-Piece Bulk Pack Interchangeable Cores

Contents (10 each)	Cylinder Mechanism	Keyway Type	Bulk Pack Number	Price Each Pack	
				Open	Restricted
Loaded shells Plugs Caps Cap pins & springs Actuating rings Actuating pins Control pins Check pins (Everest and Everest 29 Conventional only) Check pin springs	Conventional	Classic	09-411	\$487.00	\$622.00
		Everest and Everest 29 Family	09-753	487.00	622.00
	Primus/Primus XP	Everest and Everest 29	09-766	954.00	
	Primus/Primus XP	Classic	09-836	954.00	

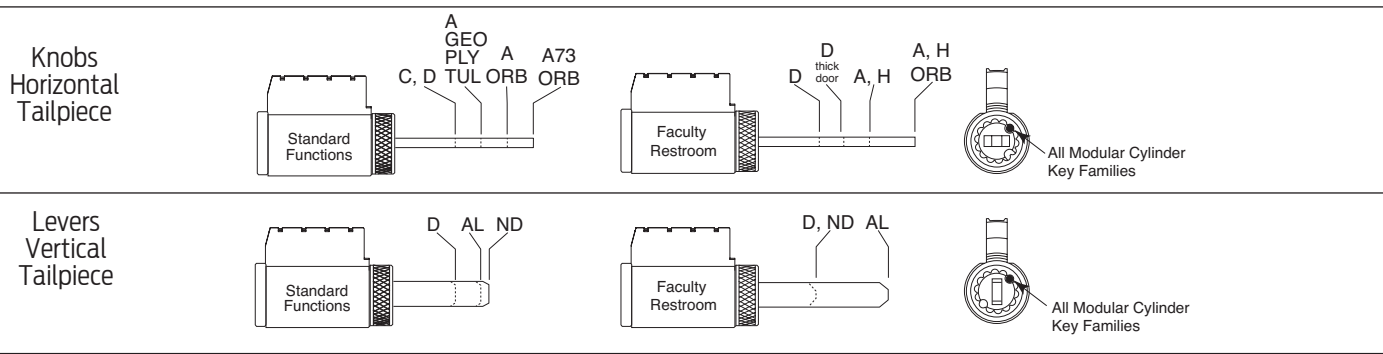
Bulk Pack Modular Cylinder Cams and Collars						
Keyway Type	Description	Contents (10 each)			Bulk Pack Part Number	Price Each Pack
All (Classic/ Everest & Primus, etc)	Straight Cam - Modular cylinders length (1-1/8; 1-3/8; 1-5/8)	L583-476			09-195	\$25.00
	Straight Cam - Modular cylinders length (1-1/4; 1-1/2; 1-3/4)	L583-477			09-196	25.00
	L-Series Cam - Modular cylinders length (1-1/8; 1-3/8; 1-5/8)	L583-474			09-197	25.00
	L-Series Cam - Modular cylinders length (1-1/4; 1-1/2; 1-3/4)	L583-475			09-198	25.00
	Adam's Rite Kit - Modular cylinders length (1-1/8; 1-3/8; 1-5/8)	L583-446	36-079-037	B220-050	09-199*	124.00
	Adam's Rite Kit - Modular cylinders length (1-1/4; 1-1/2; 1-3/4)	L583-447	36-079-037	B220-050	09-200*	124.00

* Specify finish 605, 606, 612, 613, 625 or 626.

10-Piece Tailpiece Packs for Bulk Pack Cylinders (Classic, Everest, Everest 29 & Primus)						
Cylinder Mechanism	Description	Contents (10 each)			Bulk Pack Part Number	Price Each Pack
All Modular Cylinders (Classic, Everest & Primus)	A-Series (except Orbit)	A301-337 with C603-098 security disc			09-756	\$52.00
	A-Series Orbit (except A73)	A301-338			09-757	10.60
	AL-Series	A700-031			09-416	
	D-Series Levers	C604-243			09-418	
	D-Series Knob	C603-524			09-417	
	ND-Series Levers	N523-022 (black)			09-019	

Primus Cylinders-Sub-Assembled				
Part Number		Description	Price Each	
20-200	Primus Classic, Everest or Everest 29 (Specify Keyway)	Primus classic Key in Lever sub-assembled multiple tailpiece (A & H series Orbit A301-338, AL-Series A700-031, D-Series Levers and knobs C604-243, ND Series N523-022). *	\$79.00	
20-201		Primus Classic Mortise Cylinder (specify 1-1/4" or 1-1/8") sub assembled multiple cams – Schlage (L583-474 or L583-475), AR (L583-476 or L583-477) and Standard (L583-446 or L583-447).*	90.00	
20-202		Primus Classic Rim Cylinder sub-assembled. *	93.00	
20-203		Primus Classic FSIC sub-assembled.	83.00	
20-204		Primus Everest and Primus Everest 29 Key in Lever sub-assembled multiple tailpiece. (A & H-Series Orbit A301-338, AL-Series A700-031, D-Series Levers and knobs C604-243, ND-Series N523-022). *	79.00	
20-205		Primus Everest and Primus Everest 29 Mortise Cylinder (1-1/4" or 1-1/8") sub-assembled multiple cams-Schlage (L583-474 or L583-475), AR (L583-476 or L583-477) and Standard (L583-446 or L583-447).	90.00	
20-206		Primus Everest and Primus Everest 29 Rim Cylinder sub-assembled. *	93.00	
20-207		Primus Everest and Primus Everest 29 FSIC sub-assembled. *	83.00	
20-208		Primus Classic, Everest or Everest 29 UL437 (Specify Keyway)	Primus Classic UL437 Key in Lever sub-assembled multiple tailpiece. (A & H-Series Orbit A301-338, AL-Series A700-031, D-Series Levers and knobs C604-243, ND-Series N523-022). *	100.00
20-209			Primus Classic UL437 Mortise Cylinder (specify 1-1/4" or 1-1/8") sub assembled. Multiple cams – Schlage (L583-474 or L583-475), AR (L583-476 or L583-477) and Standard (L583-446 or L583-447).*	111.00
20-210	Primus Classic UL 437 Rim Cylinder sub-assembled. *		113.00	
20-211	Primus Everest and Primus Everest 29 UL 437 Key in Lever sub-assembled. Multiple tailpiece (A & H-Series Orbit A301-338, AL-Series A700-031, D-Series Levers and knobs C604-243, ND-Series N523-022). *		100.00	
20-212	Primus Everest and Primus Everest 29 UL437 Mortise Cylinder (specify 1-1/4" or 1-1/8") sub assembled. Multiple cams – Schlage (L583-474 or L583-475), AR (L583-476 or L583-477) and Standard (L583-446 or L583-447).*		111.00	
20-213	Primus Everest and Primus Everest 29 UL 437 Rim Cylinder sub-assembled. *		113.00	
* Please order separately: Keys, plug pins, Primus finger pins and finger pins springs, side bar and side bar springs.				

Primus Competitor Cylinders-Sub-Assembled			
Part Number		Description	Price Each
20-221	Primus Classic, Everest or Everest 29 (Specify Keyway)	Primus, sub-assembly, key-in-knob cylinder for Corbin Russwin CL3300 C	\$83.00
20-219		Primus, sub-assembly, key-in-knob cylinder for Corbin Russwin CL3400, CL3600	
20-218		Primus, sub-assembly, key-in-knob cylinder for Corbin Russwin CK4200	
20-214		Primus, sub-assembly, key-in-knob cylinder for Sargent 7, 8, 10 Line Levers	
20-215		Primus, sub-assembly, key-in-knob cylinder for Sargent 7, 8, 9 Line Knobs	
20-216		Primus, sub-assembly, key-in-knob cylinder for Sargent 6 Line Except B Knob	
20-220		Primus, sub-assembly, key-in-knob for Yale 5300LN, 5400LN Levers	
20-217		Primus, sub-assembly, key-in-knob Yale 5300, 5400, 6200 Knobs	
20-222	Primus Classic, Everest or Everest 29 UL437 (Specify Keyway)	Primus, sub-assembly, key-in-knob cylinder for Sargent 7, 8, 10 Line Levers	109.00
20-223		Primus, sub-assembly, key-in-knob cylinder for Sargent 7, 8, 9 Line Knobs	
20-224		Primus, sub-assembly, key-in-knob cylinder for Sargent 6 Line Except B Knob	
20-225		Primus, sub-assembly, key-in-knob Yale 5300, 5400, 6200 Knobs	
20-228		Primus, sub-assembly, key-in-knob for Yale 5300LN, 5400LN Levers	
20-226		Primus, sub-assembly, key-in-knob cylinder for Corbin Russwin CK4200	
20-227		Primus, sub-assembly, key-in-knob cylinder for Corbin Russwin CL3400, CL3600	
20-229		Primus, sub-assembly, key-in-knob cylinder for Corbin Russwin CL3300	



A & H-Series Knob Cylinder Reference Table

Function	Design	Cylinder Mechanism	Complete Cylinder	Price Each		Keyway Type	Plug (See CYL-53)	Shell (See CYL-55)	Tailpiece (See CYL-14)
				Open	Restricted				
Standard Functions	Except Orbit	Conventional	21-002	\$51.00	\$64.50	Classic	33-137	A508-653	A301-337
						Everest & Everest 29	33-138	A508-653	A301-337
		Primus	20-724	113.00		Classic	33-136	A508-655	A301-337
		Primus-XP	20-724-XP			Everest & Everest 29	33-119		
		Primus UL437	20-524	139.00		Classic	33-154		
	Primus UL437-XP	20-524-XP	Everest & Everest 29			33-221			
	Orbit Except A73 Function	Conventional	21-002-122	51.00	64.50	Classic	33-137	A508-653	A301-338
						Everest & Everest 29	33-138	A508-653	A301-338
		Primus	20-724-122	113.00		Classic	33-136	A508-655	A301-338
		Primus-XP	20-724-122-XP			Everest & Everest 29	33-119		
		Primus UL437	20-524-122	139.00		Classic	33-154		
	Primus UL437-XP	20-524-122-XP	Everest & Everest 29			33-221			
	A73 Orbit	Conventional	Complete cylinder discontinued but may be assembled in the field.	-		Classic	33-137	A508-653	A301-339
		Primus				Everest & Everest 29	33-138	A508-653	A301-339
		Primus-XP				Classic	33-136	A508-655	A301-339
		Primus UL437				Everest & Everest 29	33-119		
Primus UL437-XP		Everest & Everest 29				33-221			
A85, H185 Faculty Restroom	Except Orbit	Conventional	21-003	76.00	89.50	Classic	33-216	A508-653	A501-991 & C503-767
						Everest & Everest 29	33-235	A508-653	
	Orbit		21-003-168	76.00	89.50	Classic	33-216	A508-653	A501-693
						Everest & Everest 29	33-235	A508-653	

AD-Series Cylinder Reference Table											
Function	Design	Cylinder Mechanism	Complete Cylinder	Price Each		Keyway Type	Plug (See CYL-53)	Shell (See CYL-55)	Tailpiece (See CYL-14)		
				Open	Restricted						
All Cylindrical Exit (993R, 993S, 993M) with ATH, 8AT design only	All	Conventional	23-013	\$51.00	\$64.50	Classic	33-137	A508-654	C604-524		
						Everest & Everest 29	33-138				
		Primus	20-750	113.00		Classic	33-136	A508-655	C604-243		
						Everest & Everest 29	33-134				
		Primus XP	20-750-XP	113.00		Classic	33-136				
						Everest & Everest 29	33-134				
		Primus UL437	20-550	139.00		Classic	33-154				
						Everest & Everest 29	33-221				
		Primus UL437 XP	20-550-XP	139.00		Classic	33-154				
						Everest & Everest 29	33-221				
MS, MD	All	Conventional	23-118	51.00	64.50	Classic	33-137			A508-653	23538085
						Everest & Everest 29	33-138				
		Primus	20-854	113.00		Classic	33-136	A508-655	23538085		
						Everest & Everest 29	33-134				
		Primus XP	20-854-XP	113.00		Classic	33-136				
						Everest & Everest 29	33-134				
		Primus UL437	20-554	139.00		Classic	33-154				
						Everest & Everest 29	33-221				
		Primus UL437 XP	20-554-XP	139.00		Classic	33-154				
						Everest & Everest 29	33-221				
993R 993S 993M	Except ATH, 8AT	Conventional	23-118	51.00	64.50	Classic	33-137			A508-653	23538085
						Everest & Everest 29	33-138				
		Primus	20-854	113.00		Classic	33-136	A508-655	23538085		
						Everest & Everest 29	33-134				
		Primus XP	20-854-XP	113.00		Classic	33-136				
						Everest & Everest 29	33-134				
		Primus UL437	20-554	139.00		Classic	33-154				
						Everest & Everest 29	33-221				
		Primus UL437 XP	20-554-XP	139.00		Classic	33-154				
						Everest & Everest 29	33-221				

CYLINDERS / KEYS / AUXILIARY

CYL-9

Keys

CL-Series

CYLINDERS / KEYS / AUXILIARY

CYL-10

Keys

CL-Series

AL-Series Cylinder Reference Table

Function	Design	Cylinder Mechanism	Complete Cylinder	Price Each		Keyway Type	Plug (See CYL-53)	Shell (See CYL-55)	Tailpiece (See CYL-14)
				Open	Restricted				
Standard Functions	All	Conventional	21-020	\$51.00	\$64.50	Classic	33-137	A508-653	A700-031
						Everest & Everest 29	33-138		
		Primus	20-728	113.00		Classic	33-136	A508-655	A700-031
		Primus-XP	20-728-XP			Everest & Everest 29	33-119		
		Primus UL437	20-528	139.00		Classic	33-154		
Primus UL437-XP	20-528-XP	Everest & Everest 29	33-221						
AL85 Faculty Restroom	Conventional	21-021	76.00	89.50	Classic	33-216	A508-653	A700-023	
					Everest & Everest 29	33-235			

D-Series Knob Cylinder Reference Table

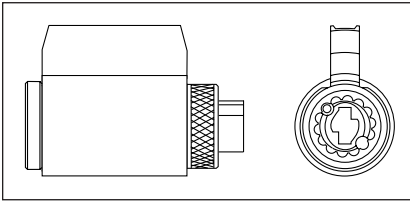
Function	Door Thickness	Cylinder Mechanism	Complete Cylinder	Price Each		Keyway Type	Plug (See CYL-53)	Shell (See CYL-55)	Tailpiece (See CYL-14)
				Open	Restricted				
Standard Functions	Standard	Conventional	23-001	\$51.00	\$64.50	Classic	33-137	A508-653	C603-524
						Everest & Everest 29	33-138		
		Primus	20-748	113.00		Classic	33-136	A508-655	
		Primus-XP	20-748-XP			Everest & Everest 29	33-119		
		Primus UL437	20-548	139.00		Classic	33-154		
	Primus XP UL437	20-548-XP	Everest & Everest 29			33-221			
	2" - 2 1/2"	Conventional	21-002	51.00	64.50	Classic	33-137	A508-653	A301-337
						Everest & Everest 29	33-138		
		Primus	20-724	113.00		Classic	33-136	A508-655	
		Primus-XP	20-724-XP			Everest & Everest 29	33-119		
Primus UL437		20-524	139.00		Classic	33-154			
Primus XP UL437	20-524-XP	Everest & Everest 29			33-221				
A85, H185 Faculty Restroom	Standard	Conventional	23-003	76.00	89.50	Classic	33-216	A508-653	C604-106 w/ C503-767
						Everest & Everest 29	33-235		
	2" - 2 1/2"	Conventional	21-003-098	76.00	89.50	Classic	33-216		C604-107 w/ C503-767
			Everest & Everest 29			33-235			

D-Series Lever Cylinder Reference Table

Function	Door Thickness	Cylinder Mechanism	Complete Cylinder	Price Each		Keyway Type	Plug (See CYL-53)	Shell (See CYL-55)	Tailpiece (See CYL-14)
				Open	Restricted				
Standard Functions	Standard	Conventional	23-013	\$51.00	\$64.50	Classic	33-137	A508-653	N604-243
						Everest & Everest 29	33-138		
		Primus	20-750	113.00		Classic	33-136	A508-655	
		Primus-XP	20-750-XP			Everest & Everest 29	33-119		
		Primus UL437	20-550	139.00		Classic	33-154		
Primus UL437-XP	20-550-XP			Everest & Everest 29	33-221				
ND85 Faculty Restroom		Conventional	23-014	76.00	89.50	Classic	33-216	A508-653	C604-348 w/ C503-767
						Everest & Everest 29	33-235		

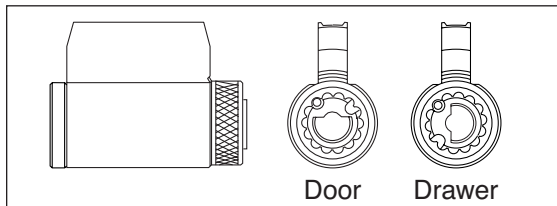
ND-Series Lever Cylinder Reference Table

Function	Door Thickness	Cylinder Mechanism	Complete Cylinder	Price Each		Keyway Type	Plug (See CYL-53)	Shell (See CYL-55)	Tailpiece (See CYL-14)
				Open	Restricted				
Standard Functions	Standard	Conventional	23-065	\$51.00	\$64.50	Classic	33-137	A508-653	N523-022
						Everest & Everest 29	33-138		
		Primus	20-765	113.00		Classic	33-136	A508-655	
		Primus-XP	20-765-XP			Everest & Everest 29	33-119		
		Primus UL437	20-565	139.00		Classic	33-154		
Primus UL437-XP	20-565-XP			Everest & Everest 29	33-221				
ND85 Faculty Restroom		Conventional	23-000	76.00	89.50	Classic	33-216	A508-653	N523-123 w/ C503-767
						Everest & Everest 29	33-235		



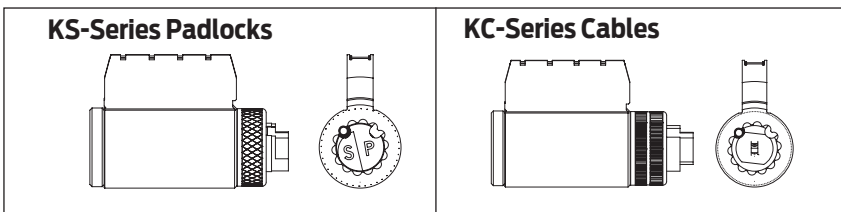
S, S200 (Lever Only) Cylinder Reference Table

Cylinder Mechanism	Design	Complete Cylinder	Price Each		Keyway Type	Plug (See CYL-53)	Shell (See CYL-55)	Tailpiece (See CYL-14)	Sleeve
			Open	Restricted					
Conventional	Keyed Levers	21-059	\$51.00	\$64.50	Classic	33-137	A508-653	S605-231	S605-192
					Everest & Everest 29	33-138			
Primus		20-752	113.00		Classic	33-136	A508-655		
Primus-XP		20-752-XP	113.00		Everest & Everest 29	33-119			
Primus UL437		20-552	139.00		Classic	33-154			
Primus UL437-XP		20-552-XP	139.00		Everest & Everest 29	33-221			



CL-Series Cabinet Lock Cylinder Reference Table

Application	Cylinder Mechanism	Complete Cylinder	Price Each		Keyway Type	Plug (See CYL-53)	Shell (See CYL-55)	Actuator (See CYL-15)
			Open	Restricted				
Door	Conventional	20-172	\$51.00	\$64.50	Classic	33-137	A508-653	CL10-360
					Everest & Everest 29	33-138		
	Primus	20-772	113.00		Classic	33-136	A508-655	
					Everest & Everest 29	33-119		
	Primus XP	20-772-XP	139.00		Classic	33-154		
Primus XP UL437	20-572	Everest & Everest 29			33-221			
Drawer	Conventional	20-174	51.00	64.50	Classic	33-137	A508-653	
					Everest & Everest 29	33-138		
	Primus	20-774	113.00		Classic	33-136	A508-655	
					Everest & Everest 29	33-119		
	Primus XP	20-774-XP	139.00		Classic	33-154		
Primus XP UL437	20-574	Everest & Everest 29			33-221			



Portable Security Cylinders

Application	Cylinder Mechanism	Complete Cylinder	Price Each		Keyway Type	Plug (See CYL-53)	Shell (See CYL-55)	Actuator (See CYL-15)
			Open	Restricted				
KS-Series	Conventional	47-413	\$51.00	\$64.50	Classic	33-137	A508-653	KZ32DA0
					Everest & Everest 29	33-138		
	Primus®	47-743	113.00		Classic	33-136	A508-655	
					Everest & Everest 29	33-119		
	Primus XP	47-743-XP	139.00		Classic	33-154		
Primus XP UL437	47-542	Everest & Everest 29			33-221			
KC-Series	Conventional	47-414	51.00	64.50	Classic	33-137	A508-653	
					Everest & Everest 29	33-138		
	Primus	47-744	113.00		Classic	33-136	A508-655	
					Everest & Everest 29	33-119		
	Primus XP	47-744-XP	139.00		Classic	33-154		
Primus XP UL437	47-543	Everest & Everest 29			33-221			

For pins, springs, etc., see **CYL-50**.

CYLINDERS / KEYS / AUXILIARY
CYL-13
Keys
CL-Series

CYLINDERS / KEYS / AUXILIARY

CYL-14

Keys

CL-Series

Tailpieces and Actuators			
Part Number	Lockset	Description	Price Each
A201-934	A73 Orbit	Classic conventional non modular cylinders	\$7.60
A301-337	A, H	Modular cylinders all keyway families (Classic, Everest, Everest 29 & Primus) <i>A301-337 requires C503-767 driver.</i>	7.00
A301-338	A, H Orbit		1.40
A301-339	A73 Orbit		7.60
A501-693	A85, H185 Orbit	Faculty Restroom function. <i>Requires C503-767 driver.</i>	2.60
A501-991	A85, H185	Faculty Restroom function. <i>Requires C503-767 driver.</i>	
A508-606	A, H	Classic conventional non modular.	2.60
A508-614	Orbit	Classic conventional non modular.	1.40
A700-031	AL	All except hotel function.	1.40
A700-023	AL85	Faculty Restroom function for Modular Cylinder. <i>Requires C503-767 driver.</i>	5.10
C604-243	D	Knobs & levers, see reference table.	1.40
C604-106	D85	Knobs, hotel function. <i>Requires C503-767 driver.</i>	5.10
C604-107	D85	Knobs, hotel function, thick door. <i>Requires C503-767 driver.</i>	8.90
C604-348	D85	Levers, hotel function. <i>Requires C503-767 driver.</i>	5.30
N523-022	ND	Modular cylinders all keyway families (Classic, Everest, Everest 29 & Primus).	1.40
N523-023	ND	Classic Conventional (silver) non modular.	1.40
N523-123	ND85	Faculty Restroom function. <i>Requires C503-767 driver.</i>	4.80
S605-228	S, S200	Classic Conventional non modular.	2.30
S605-231	S, S200	Modular cylinders all keyway families (Classic, Everest, Everest 29 & Primus).	8.00

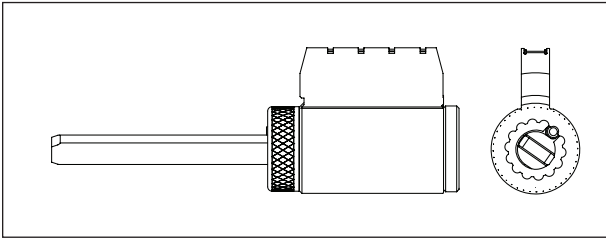
Hotel Function Indicator Pins, Etc.		
Part Number	Description	Price Each
C503-767	Driver for hotel tailpieces	\$1.60
C603-195*	Obstruction pin, Classic	1.20
C604-144	Indicator pin spring, Classic (order in multiples of 100)	0.18
C604-362	Obstruction pin, Everest & Everest 29	1.20
C604-368	Indicator pin, Everest & Everest 29	4.00
C604-369	Indicator pin spring, Everest & Everest 29 (order in multiples of 100)	0.18
C604-371	Indicator pin, Classic (except Reverse sections)	4.20
C604-372	Indicator pin, Classic (Reverse sections)	4.20

* Not compatible with Quad keyway cylinders manufactured before 1999.

AD Series Lock - Tailpieces				
Part Number	Description	Keyway	Lever Style	Price Each
C603-524	All AD Cylindrical Locks - CY	Classic	All	\$1.20
	AD Exit - 993R, 993S, 993M	non modular	ATH, 8AT	
C604-243	All AD Cylindrical Locks	Modular Cylinders all keyway families (Classic, Everest, Everest 29 & Primus)	All	1.40
	AD Exit - 993R, 993S, 993M		ATH, 8AT	
23538077	All AD Mortise locks - MS, MD	Classic	All	1.50
	AD Exit - 993R, 993S, 993M	non modular	Except ATH, 8AT	
23538085	All AD Mortise locks - MS, MD	Modular Cylinders all keyway families (Classic, Everest, Everest 29 & Primus)	All	1.50
	AD Exit - 993R, 993S, 993M		Except ATH, 8AT	

For pins, springs, etc., see **CYL-50**.

Miscellaneous Parts		
Part Number	Description	Price Each
CL10-301	CL-Series cylinder retaining screw	\$0.36
CL10-360	CL-Series driver	2.10
CL10-361	CL-Series actuator, 7/8" to 1 1/8" door or drawer	2.10
CL10-362	CL-Series actuator, 1 3/8" door or drawer	2.10
F605-038	F Series plug retainer (order in multiples of 100)	0.16
KZ32BBO	KS Padlocks-Series cylinder housing screw (order in multiples of 30)	0.92
KZ32DAO	KS Padlocks-Series cylinder driver (order in multiples of 30)	2.00
KZ33DCO	KC Cable-Series driver mounting screw (order in multiples of 30)	1.10
KZ34CAO	KC Cable-Series cylinder cap (order in multiples of 30)	1.70
KZ34EDO	KC Cable-Series cylinder cap pin (order in multiples of 30)	0.64
KZ34DAO	KC Cable-Series driver (order in multiples of 30)	2.10
KZ38BA1**	KS Padlocks 20, 40, 70, 80, 90 and KC-Series cylinder housing (order in multiples of 20)	7.00
KZ38BA2**	KS Padlock10 and KC-Series cylinder housing (order in multiples of 20)	7.00
S605-192	S, S200 sleeve	1.50
S605-228	S, S200 driver	2.30
XA10-594*	Spacer for 5-pin cylinder in 6-pin A or H-Series knob	6.10
* Subject to Specials discounting and extended factory lead time.		
** KC-Series Cables accept both the KZ38BA1 and the KZ38BA2 cylinder housings.		



B500 Series Cylinders - Single Cylinder Deadbolts

Part Number	Description	Door Thickness	Price Each	
			Open	Restricted
22-003	Conventional	13/8" - 13/4"	\$51.00	\$64.50
22-004	Conventional	13/4" - 2 1/4"		
20-188	Primus	13/8" - 17/8"	113.00	
20-188-XP	Primus XP	13/8" - 17/8"		
20-189	Primus	17/8" - 2 1/4"		
20-189-XP	Primus XP	17/8" - 2 1/4"		
20-190	Primus UL	13/8" - 17/8"	139.00	
20-190-XP	Primus XP UL	13/8" - 17/8"		
20-191	Primus UL	17/8" - 2 1/4"		
20-191-XP	Primus XP UL	17/8" - 2 1/4"		

B500 Series Cylinders - Double Cylinder Deadbolts*

Part Number	Description	Door Thickness	Price Each	
			Open	Restricted
22-645	Conventional	13/8" - 13/4"	\$51.00	\$64.50
22-646	Conventional	13/4" - 2 1/4"		
20-745	Primus	13/8" - 17/8"	113.00	
20-745-XP	Primus XP	13/8" - 17/8"		
20-746	Primus	17/8" - 2 1/4"		
20-746-XP	Primus XP	17/8" - 2 1/4"		
20-545	Primus UL	13/8" - 17/8"	139.00	
20-545-XP	Primus XP UL	13/8" - 17/8"		
20-546	Primus UL	17/8" - 2 1/4"		
20-546-XP	Primus XP UL	17/8" - 2 1/4"		

* Part numbers for double sided cylinders represent one cylinder only.

B500 Series Cylinders - B561 One-Way Deadbolt

Part Number	Description	Door Thickness	Price Each	
			Open	Restricted
22-069	Conventional	13/8" - 2 1/4"	\$51.00	\$64.50
20-071	Primus	13/8" - 2 1/4"	113.00	
20-071-XP	Primus XP	13/8" - 2 1/4"		
20-072	Primus UL	13/8" - 2 1/4"	139.00	
20-072-XP	Primus XP UL	13/8" - 2 1/4"		

B500 Series Cylinder Parts

Cylinder Mechanism	Complete Cylinder	Keyway Type	Plug	Shell
Conventional	See single & double cylinder part numbers listed above	Classic	33-137	A508-653
Primus/Primus XP		Everest & Everest 29	33-138	A508-655
		Primus UL/Primus XP UL	Classic	
Everest & Everest 29			33-119	
Classic		33-154		
Everest & Everest 29		33-221		

Tailpieces			
Part Number	Description	Door Thickness	Price Each
Single Cylinder, B560P, B563P	B520-651	1 3/8" - 1 3/4"	\$2.20
	B520-652	<1 3/4" - 2 1/4"	
Single Cylinder, B560GD, B560BD, B563GD, B563BD	B202-957	1 3/8" - 2 1/4"	
Single Cylinder, B560R, B563R	B600-041	1 3/8" - 2 1/4"	
Single Cylinder, B561	B520-667	1 3/8" - 2 1/4"	
Double Cylinder, B562P (Classic Non-Modular)	B600-045*	1 3/8" - 1 3/4"	
	B600-046*	<1 3/4" - 2 1/4"	
Double Cylinder, B562P (Everest/Primus, Classic Modular)	B600-085*	1 3/8" - 1 3/4"	
	B600-086*	<1 3/4" - 2 1/4"	
Double Cylinder, B562GD, B562BD	B202-580*	1 3/8" - 2 1/4"	
Double Cylinder, B562R	B600-040*	1 3/8" - 2 1/4"	
Keyless B580, B581	B600-041	1 3/8" - 2 1/4"	
Keyless B571	B520-653	1 3/8" - 2 1/4"	

* Order two of each for double cylinder deadbolts.

Miscellaneous Parts		
Part Number	Description	Price Each
36-086*	Collar (Trim ring)	\$7.70
B600-071	Washer	0.64
B520-541	Security insert for collar	8.40
B302-043*	Housing, outside cylinder, conventional	26.30
B520-648	Housing, inside cylinder, conventional	26.30
B600-092*	Inside snap-on faceplate only, for all non-IC double cylinder deadlocks	2.20

* Specify finish: 605, 606, 609, 612, 613, 619, 625, 626, and 643e.

B500 Series IC Housings				
Cylinder Type	Housing	Part Number*	Door Thickness	Price Each
Single Cylinder, Small Format Interchangeable Core	Outside	B610-204	1 3/8" - 2 1/4"	\$46.00
Single Cylinder, Full Size Interchangeable Core	Outside	B610-203	1 3/8" - 2 1/4"	49.40
Double Cylinder, Small Format Interchangeable Core	Outside	B610-204	1 3/8" - 2 1/4"	46.00
	Inside	B610-281**	1 3/8" - 2 1/4"	46.00
Double Cylinder, Full Size Interchangeable Core	Outside	B610-205	1 3/8" - 2 1/4"	49.40
	Inside	B610-028**	1 3/8" - 2 1/4"	47.30

* Specify finish: 605, 606, 609, 612, 613, 619, 625, 626, and 643e.
 ** Inside housing does not include snap-on faceplate.

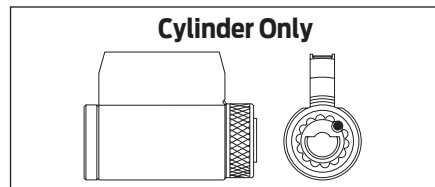
Miscellaneous Parts for B500 Series IC Cylinders		
Part Number	Description	Price Each
B600-029	Driver, B560/562J	\$4.20
B610-032	Cotter pin for tailpiece, B560/562J (1 = pack of 50)	36.20
B600-106	Driver, SFIC	13.60
B600-107	Throw member, SFIC	2.50
B600-108	Waldes retaining ring, B560/562BD (multiples of 100)	0.26
B610-014*	Inside snap-on faceplate for SFIC double cylinder deadlocks	7.60
B610-031*	Inside snap-on faceplate for full size IC double cylinder deadlocks	8.10
B610-040	Tailpiece and cotter pin, B562J	11.80
B610-041	Tailpiece and cotter pin, B560J	11.50

* Specify finish: 605, 606, 609, 612, 613, 619, 625, 626, and 643e.

Cylinders Only, B100, B250, B400 E/B, H, MD and S200-Series (S200 ordered before Feb, 2008)

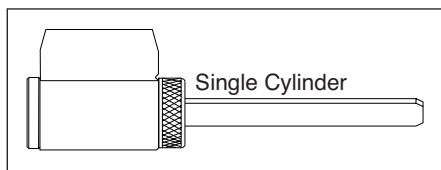
Description	Part Number	Price Each	
		Open	Restricted
5-Pin C, CE, E, F only	22-001	\$51.00	\$64.50
6-Pin Conventional	22-002		
Primus	20-729*	113.00	
Primus XP	20-188-XP		
Primus UL 437	20-529*	139.00	
Primus XP UL437	20-529-XP*		

** Must be used in locks with universal housings (B202-824 or B202-825).*



Cylinders Only, B100, B250, B400 E/B, H, MD and S200-Series (S200 ordered before Feb, 2008)

Description	Part Number	Price Each	
		Open	Restricted
6-Pin Conventional	22-081	\$51.00	\$64.50
Primus	24-769	113.00	
Primus XP	24-769-XP		
Primus UL 437	24-569	139.00	
Primus XP UL437	24-569-XP		

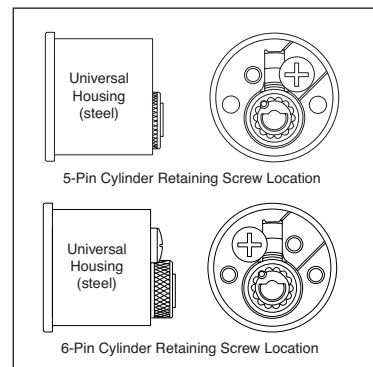


Cylinders CS200-Series

Description	Part Number	Price Each	
		Open	Restricted
6-Pin Conventional	22-093	\$51.00	\$64.50

Housings With and Without Cylinders (S200 ordered before Feb, 2008)

Series	Housing	Description	Outside	Inside	Price Each	
					Open	Restricted
B250, B400, E/B (Primus only), H (except H160), S200	Universal (steel)	5-Pin C, CE, E, F	22-017	22-018	\$76.00	\$89.50
		6-Pin Conventional	22-019	22-020	76.00	89.50
		Primus	20-730	20-731	138.00	
		Primus XP	20-730-XP	20-731-XP	138.00	
		Primus UL437	20-530	20-531	164.00	
		Primus UL437 XP	20-530-XP	20-531-XP	164.00	
		Housing only	B202-824	B202-825	22.70	

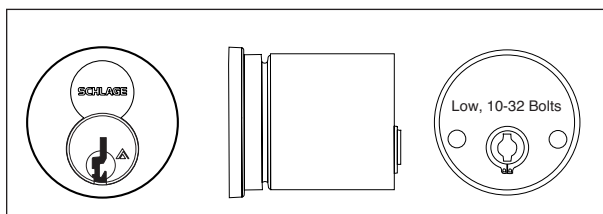


Cylinders & Housings, S200-Series (For Locks after Feb 26, 2008)

Description	Part Number	Price Each	
		Open	Restricted
6-Pin Conventional	22-082	\$76.00	\$89.50
Primus	24-770	138.00	
Primus XP	24-770-XP	138.00	
Primus UL437	24-570	164.00	
Primus XP UL437	24-570-XP	164.00	
Housing only	B202-824	22.70	

Cylinder Retaining Screw

Description	Part Number	Price Each
B520-298	Retaining screw for all models above	\$0.62

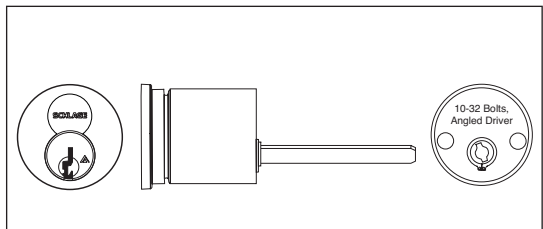


B250, H and S200-Series Interchangeable Core Cylinders				
Series	Core Mechanism	Side	Part Number	Price Each
B250, H, S200	Housing Less Core	Outside	22-061	\$56.00
		Inside	22-062	

Finishes: 605, 606, 609, 612, 613, 625 and 626 for housings; 606 and 626 for cores and cylinders only.

Cylinders S200-Series (For Locks after Feb 26, 2008)		
Description	Part Number	Price Each
Housing Less Core	S306-135	\$58.00

Finishes: 605, 606, 609, 612, 613, 625 and 626 for housings; 606 and 626 for cores and cylinders only.



Miscellaneous Parts for B250 Style IC Cylinders		
Part Number	Description	Price Each
36-086*	Collar (Trim ring)	\$7.70
B520-235	Driver	4.20
B520-240	Waldes retainer (order in multiples of 100)	0.44
B520-541	Security insert for collar	8.40

* Specify finish: 605, 609, 612, 613, 625, 626.

Miscellaneous S200-Series (For Locks after Feb 26, 2008)		
Part Number	Description	Price Each
36-086*	Collar (Trim ring)	\$7.70
B520-541	Security insert for collar	8.40
B600-029	Driver	4.20
B600-032	Cotter Pin (order in multiples of 100)	0.42
B600-041	Tailpiece (IC)	2.20
B520-685	Tailpiece	2.20
B600-071	Washer	0.64

For cores,
see **CYL-42**

CYLINDERS / KEYS / AUXILIARY

CYL-19

Keys

CL-Series

CYLINDERS / KEYS / AUXILIARY

Collars (Trim Rings and Security Inserts), B100, B250, B400, E/B, H, MD and S200-Series			
Part Number	Specify Finish	Description	Price Each
02-037	·	MD160 Series decorative cylinder rose, specify design	\$8.40
36-066	·	Trim ring, 1/8"	7.30
36-067	·	Trim ring, 7/16"	10.10
36-068	·	Security insert, 1/8"	4.50
36-069	·	Security insert, 7/16"	8.70
36-070	·	Security insert pack, 36-068 1/8" and 36-069 7/16"	13.50
36-071	·	Trim ring and security insert pack, 36-066 and 36-068 1/8"	11.70
36-072	·	Trim ring and security insert pack, 36-067 and 36-069 7/16"	18.70
B520-541	·	Security insert, 1" for interchangeable core	8.40
36-085	·	Trim ring and security insert pack, B520-541 and 36-086 1"	21.60
36-086	·	Trim ring, 1"	7.70

CYL-20

Lazy Tailpieces, B100, B250, B400, E/B, H, MD and S200-Series					
Part Number	Description	Price Each	Part Number	Description	Price Each
B202-267	Single cylinder 1.180"	\$2.00	B220-032	Double cylinder 1.031"	\$2.00
B202-269	Double cylinder 0.810"	2.00	B220-036	Double cylinder 1.375"	5.80
B202-369	Double cylinder 0.685"	2.00	B502-999	S200 2.500"	3.00
B202-370	Double cylinder 0.550"	2.00	B520-236	Double cylinder 1.325"	4.20
B202-453	Double cylinder 0.622"	6.90	B520-237	Double cylinder 1.100"	4.20
B202-557	Single cylinder 1.850"	2.00	B520-242	Single cylinder 2.200"	9.80
B202-558	Single cylinder 2.000"	2.00	B520-243	Single cylinder 2.600"	9.80
B202-580	Double cylinder 0.450"	2.20	B590-443	Single cylinder 1.470"	2.20
B202-957	Single cylinder 1.410"	2.20	E205-204	Single cylinder 3" breakoff	6.90

Keys

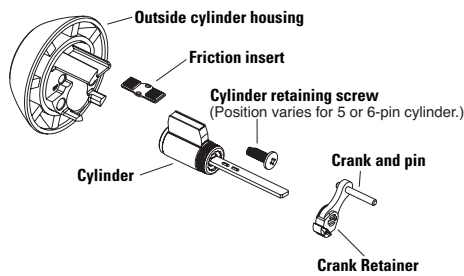
Drivers for Lazy Tailpieces		
Part Number	Description	Price Each
B520-375	Classic Non Modular	\$2.20
B502-949	Modular Cylinder All Keyway Families (Classic, Everest, Everest 29 & Primus)	1.20

CL-Series

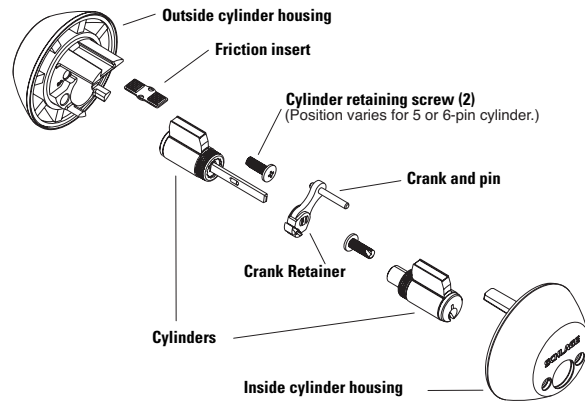
Tailpieces and Collars Application Chart, B100, B250, B400, E/B, H, MD and S200-Series				
Function	Cylinder	Door Thickness	Tailpiece (See Above)	Collar(s)
B160, F160 (discontinued)	5-Pin	1 3/8" – 1 3/4"	B202-557	1"
		1 13/16" – 2 1/4"	B202-558	
	6-Pin	1 5/8" – 1 3/4"	B202-557	
		1 13/16" – 2 1/4"	B202-558	
B162, F162 (discontinued)	5-Pin	1 5/16" – 1 5/8"	B202-269	1"
		1 5/8" – 1 13/16"	B220-032	
	6-Pin	1 5/8" – 1 11/16"	B202-269	
		1 11/16" – 2"	B220-032	
		2" – 2 1/4"	B220-036	
B180 (discontinued)	—	1 3/8" – 2 1/4"	B590-443	1"

Tailpieces and Collars Application Chart, B100, B250, B400, E/B, F100, H, MD and S200-Series (Continued)				
Model/Function	Cylinder	Door Thickness	Tailpiece (See CYL-20)	Collar(s) (See CYL-20)
B250 B460 (discontinued)	5-Pin	1 5/16" – 1 5/8"	B202-558	7/16" + 1/8"
		1 11/16" – 2 1/4"	B202-558	7/16"
		over 2 1/4" – 2 9/16"	B202-558	1/8"
	6-Pin	1 5/16" – 1 3/8"	B202-558	Two 1/8" & One 7/16"
		1 7/16" – 1 15/16"	B202-558	7/16" + 1/8"
		2" – 2 3/8"	B202-558	7/16"
		over 2 3/8" – 2 9/16"	E205-204	7/16"
		2 5/8" – 2 3/4"	B202-558	1/8"
		IC	1 5/16" – 1 1/2"	B520-242
	over 1 1/2" – 2 1/8"		B520-242	1"
	over 2 1/8" – 2 3/8"		B520-243	7/16" + 1/8"
	over 2 3/8" – 2 5/8"		B520-243	7/16" + 1/8"
	over 2 5/8" – 3 1/8"		B520-242	7/16"
B251 (discontinued)	N/A	–	B202-267	–
B252 B462 (discontinued)	5-Pin	1 5/16" – 1 3/8"	B202-370	7/16" + 1/8"
		1 1/2" – 1 5/8"	B202-269	
		1 11/16" – 1 15/16"	B202-580	7/16"
		2" – 2 3/8"	B202-269	
		2 7/16" – 2 11/16"	B202-453	1/8"
		2 3/4" – 2 7/8"	B202-269	
	6-Pin	1 3/16" – 1 3/8"	B202-269	Two 1/8"
		1 7/16" – 1 1/2"	B202-370	7/16" + 1/8"
		1 9/16" – 1 15/16"	B202-369	
		2" – 2 3/16"	B202-370	7/16"
		2 1/4" – 2 11/16"	B202-269	
		2 3/4" – 2 13/16"	B202-370	1/8"
		2 7/8" – 3 1/8"	B202-369	
		IC	1 5/16" – 1 5/8"	B520-237
	over 1 5/8" – 1 7/8"		B520-237	1"
	over 1 7/8" – 2 1/8"		B520-236	1"
	over 2 1/8" – 2 3/8"		B520-236	7/16" + 1/8"
	over 2 5/8" – 3 1/8"		B520-236	7/16"
B460N, E(B)51N, EB52N lower (discontinued)	6-Pin		1 3/4" – 2 1/4"	E205-204
B462N, EB52N upper, inside (discontinued)	6-Pin	1 3/4"	B202-369	(by design)
		2"	B202-269	
		2 1/4"	B220-032	
B462N, EB52N upper, outside (discontinued)	6-Pin	1 3/4"	B202-370	(by design)
		2"	B202-369	
		2 1/4"	B202-269	
H except H160	5-Pin	1 3/8"	B202-558	7/16" + 1/8"
		1 3/4"		7/16"
	6-Pin	1 3/8"		7/16" + two 1/8"
		1 3/4"		7/16" + 1/8"
	IC	1 3/8"		B520-242
		1 3/4"		1"
H160 (discontinued)	6-Pin	1 3/4"	G570-159	7/16"
		2"	G570-160	
MD160 (discontinued)	5-Pin	1 5/8" – 2"	B202-957	02-037
MD162 (discontinued)			B202-269	
S200 (for locks ordered before February 2008)	6-Pin	1 3/8" – 1 5/8"	B502-999	1" + 1/8"
		1 5/8" – 2"		1"
	IC	1 3/8" – 1 5/8"	B520-242	1" + 1/8"
		1 5/8" – 2"	B520-243	1"

B360/F360 Cylinder and Parts BA360/FA360 Cylinder and Parts



B362/F362 Cylinder and Parts BA362/FA362 Cylinder and Parts



Cylinders Only, B300, F300 and BA300, FA300 Series

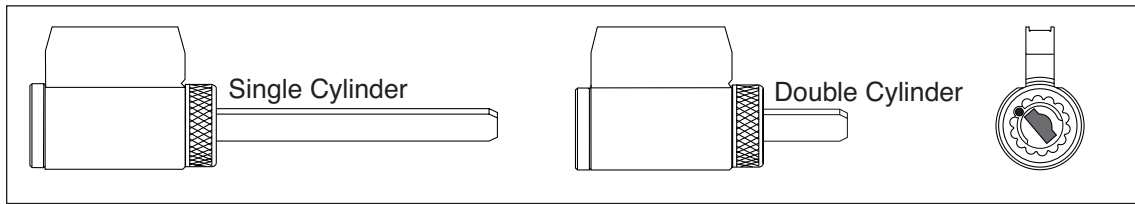
Function	Pins	Door Thickness	Part Number	Price Each
B360	5-Pin	1 3/8" – 1 3/4"	23-037	\$37.00
B360, F360	6-Pin	1 5/8" – 2"	23-038	37.00
BA360, FA360	5-Pin	1 3/8" – 1 3/4"	23-045	37.00
B362 (Matching Pair)	5-Pin	1 3/8" – 1 3/4"	23-039	74.00
			23-040	
B362, F362 (Matching Pair)	6-Pin	1 5/8" – 2"	23-041	74.00
			23-042	
BA362, FA362 (Matching Pair)	5-Pin	1 3/8" – 1 3/4"	25-019	74.00
F393 Dummy Cylinder & Housing	N/A	1 5/8" – 2"	B302-430	34.00
FA393 Dummy Cylinder & Housing	N/A	1 5/8" – 2"	F306-139	34.00
Notes:		Finishes: 606 and 626 only.		
		Not available in Primus or Everest.		

Cylinder Housings, B300 and F300-Series

Part Number	Description	Price Each
B302-020	Outside, B360, B362	\$12.20
B302-220	Inside, B362, F362	
B302-420	Outside, F360, F362	
Finishes: 505, 605, 609, 613, 619, 620, 625 and 626.		

Tailpieces and Drivers, B300, F300, BA300, FA300-Series				
Part Number	Description			Price Each
	Function	Door Thickness	Length	
Tailpieces				
B300-111	B360	5-Pin: 1 3/8" – 2"	1.895"	\$4.20
	B360, F360	6-Pin: 1 5/8" – 2 1/4"		
B300-210	B362, BA362, FA362 outside	5-Pin: 1 3/8" – 1 3/4"	0.970"	
	B362, F362, outside	6-Pin: 1 5/8" – 2"		
B300-211	B362, BA360, FA360 outside	5-Pin: over 1 3/4" – 2"	1.470"	
		6-Pin: over 2" – 2 1/4"		
Drivers				
B300-203	B362, BA362, FA362 inside	5-Pin: 1 3/8" – 2"	0.509"	\$1.40
	B362, F362 inside	6-Pin: 1 5/8" – 2 1/4"		

Miscellaneous Cylinder Parts, B300, BA300, F300 and FA300-Series		
Part Number	Description	Price Each
B300-108	Cylinder retainer screw	\$1.00
B500-306	Crank spacer for thick doors, B360, B362 (new style)	0.90
B300-118	Friction insert, outside housing, B360, B362, F360, F362, BA360, BA362, FA360, FA362	
B300-130	Washer, cylinder bar, B360, B362, F360, F362, BA360, BA362, FA360, FA362	
B500-304	Crank retainer, B360, F360 (new style)	
B500-305	Crank retainer, B362, F362, BA362, FA362 (new style)	
B302-001	Crank and pin, B360, F360	4.60
B302-002	Crank and pin, B362, F362, BA360, BA362, FA360, FA362	5.00



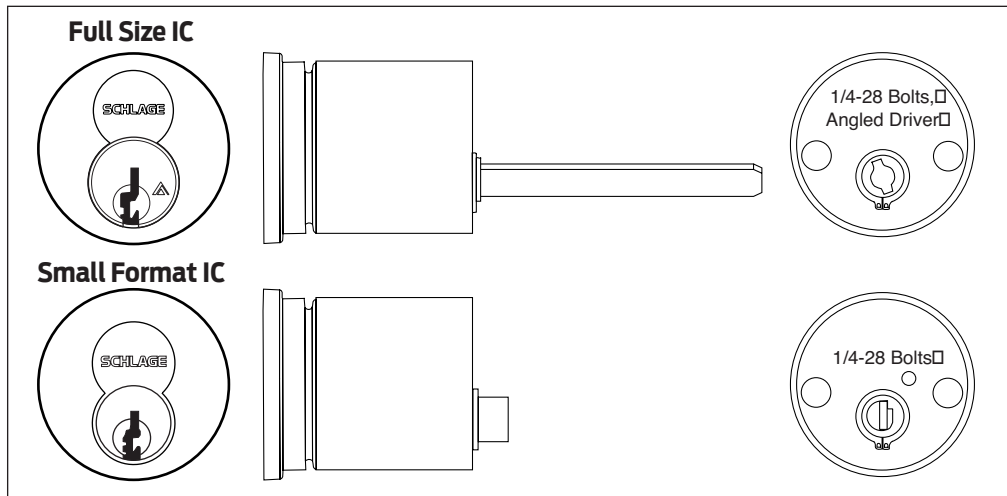
B600/700/800-Series Cylinder Reference Table									
Cylinder Mechanism	Function	Door Thickness	Cylinder Less Housing	Price Each		Keyway Type	Plug (See CYL-53)	Shell (See CYL-55)	Tailpiece (See CYL-26)
				Open	Restricted				
B600-Series Conventional	B660, B663	13/8" – 2 1/2"	22-644	\$51.00	\$64.50	Classic	33-167	A508-653	B610-084
						Everest & Everest 29	33-186		
	B661, B664	13/8" – 2"	22-642			Classic	33-167		B610-082
						Everest & Everest 29	33-186		
	2" – 2 1/2"	22-643	Classic			33-167	B610-083		
			Everest & Everest 29			33-186			
	B662	13/8" – 2"	22-085			Classic	33-167		B610-085
						Everest & Everest 29	33-186		
	2" – 2 1/2"	22-086	Classic			33-167	B610-086		
			Everest & Everest 29			33-186			
B700-Series Primus	B760, B763	13/8" – 2 1/2"	20-744	113.00	Classic	33-136	A508-655	B610-084	
					Everest & Everest 29	33-119			
	B761, B764	13/8" – 2"	20-742		Classic	33-136		B610-082	
					Everest & Everest 29	33-119			
	2" – 2 1/2"	20-743	Classic		33-136	B610-083			
			Everest & Everest 29		33-119				
	B762	13/8" – 2"	20-745		Classic	33-136		B610-085	
					Everest & Everest 29	33-119			
	2" – 2 1/2"	20-746	Classic		33-136	B610-086			
			Everest & Everest 29		33-119				
B700-Series Primus-XP	B760-XP, B763-XP	13/8" – 2 1/2"	20-744-XP	Classic	33-136	A508-655	B610-084		
				Everest & Everest 29	33-119				
	B761-XP, B764-XP	13/8" – 2"	20-742-XP	Classic	33-136		B610-082		
				Everest & Everest 29	33-119				
	2" – 2 1/2"	20-743-XP	Classic	33-136	B610-083				
			Everest & Everest 29	33-119					
	B762-XP	13/8" – 2"	20-745-XP	Classic	33-136		B610-085		
				Everest & Everest 29	33-119				
	2" – 2 1/2"	20-746-XP	Classic	33-136	B610-086				
			Everest & Everest 29	33-119					

B600/700/800-Series Cylinder Reference Table (continued)											
Cylinder Mechanism	Function	Door Thickness	Cylinder Less Housing	Price Each		Keyway Type	Plug (See CYL-53)	Shell (See CYL-55)	Tailpiece (See CYL-26)		
				Open	Restricted						
B800-Series Primus UL437	B860, B863	1 3/8" – 2 1/2"	20-544	\$139.00	Classic	33-154	A508-655	B610-084			
					Everest & Everest 29	33-221					
	B861, B864	1 3/8" – 2"	20-542		Classic	33-154			B610-082		
					Everest & Everest 29	33-221					
		2" – 2 1/2"	20-543		Classic	33-154				B610-083	
					Everest & Everest 29	33-221					
	B862	1 3/8" – 2"	20-545		Classic	33-154			B610-085		
					Everest & Everest 29	33-221					
		2" – 2 1/2"	20-546		Classic	33-154				B610-086	
					Everest & Everest 29	33-221					
	B800-Series Primus-XP UL437	B860-XP, B863-XP	1 3/8" – 2 1/2"		20-544-XP	Classic			33-154	A508-655	B610-084
						Everest & Everest 29			33-221		
B861-XP, B864-XP		1 3/8" – 2"	20-542-XP	Classic	33-154	B610-082					
				Everest & Everest 29	33-221						
		2" – 2 1/2"	20-543-XP	Classic	33-154		B610-083				
				Everest & Everest 29	33-221						
B862-XP		1 3/8" – 2"	20-545-XP	Classic	33-154	B610-085					
				Everest & Everest 29	33-221						
		2" – 2 1/2"	20-546-XP	Classic	33-154		B610-086				
				Everest & Everest 29	33-221						

Miscellaneous Parts, B600/700/800-Series		
Part Number	Description	Price Each
B520-298	Cylinder retaining screw	\$0.62
B600-015*	7/8" Collar (trim ring) for 1 5/8" – 2 1/2" door (standard)	49.90
B600-016*	1 1/8" Collar (trim ring) for 1 3/8" – 1 5/8" door	53.00
B600-092*	Inside snap-on face plate	2.20
B610-024*	Dummy cylinder faceplate and outside housing	41.20
B610-025*	Housing, outside	26.10
B610-071	Washer	0.64
C603-098	Security disc (Order in multiples of 100)	0.28
* Specify finish: 605, 609, 612, 613, 625 and 626.		

Tailpiece and Retainer Packs, B600/700/800-Series		
Part Number	Description	Price Each
B610-041	B680 (non-keyed)	\$11.50
B610-042	B661, B664 Classic Conventional Non Modular	6.00
B610-043	B661, B664 Classic Conventional thick door Non Modular	6.00
B610-044	B660, B663 Classic Conventional Non Modular	6.00
B610-045	B662 Classic Conventional Non Modular	7.90
B610-046	B662 Classic Conventional thick door Non Modular	7.90
B610-082	B661, B664 Classic Conventional Modular	5.60
B610-083	B661, B664 Classic Conventional thick door Modular	6.70
B610-084	B660, B663 Classic Conventional Modular	10.90
B610-085	B662 Classic Conventional Modular	10.90
B610-086	B662 Classic Conventional thick door Modular	10.90

For pins, springs, etc., see **CYL-50**.



B600/700-Series IC Housings Less Core

Cylinder Type	Housing	Part Number	Price Each
Full Size Interchangeable Core	Outside B660, B661, B663	B610-203*†	\$49.40
	Outside B662	B610-205 †	
	Inside	B610-028	47.30
Small Format Interchangeable Core	Outside	B610-204*†	46.00
	Inside	B610-281	

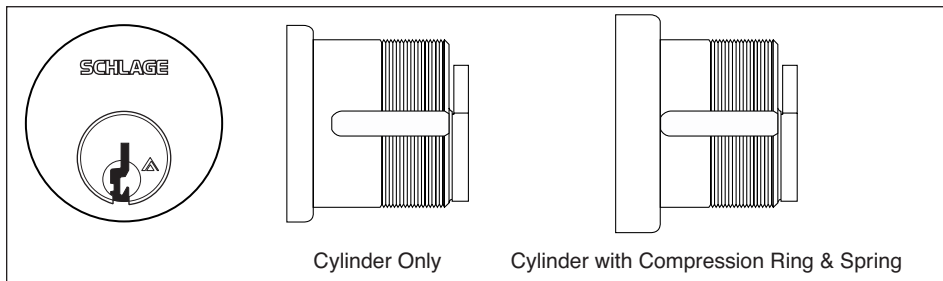
* Specify finish: 605, 609, 612, 613, 625, 626.
 † For deadbolts purchased before 10/01/2012, also requires firecups B520-657.

Miscellaneous Parts for B600/700-Series IC Cylinders

Part Number	Description	Price Each
B202-370	Tailpiece, B662BD	\$2.00
B202-453	Tailpiece, B662BD thick door	6.90
B202-557	Tailpiece, B660BD	2.00
B220-032	Tailpiece, B661BD	2.00
B600-016*	1 1/8" Collar, B600 all IC models	53.00
B520-240	Waldes retaining ring B662J (order in multiples of 100)	0.44
B600-029	Driver, B660/662J/663J	4.20
B610-032	Cotter pin for tailpiece, B660/662J/663J (1 = pack of 50)	36.20
B600-106	Driver, SFIC	13.60
B600-107	Throw member for SFIC models	2.50
B600-108	Waldes retaining ring B660/662BD (order in multiples of 100)	0.26
B610-014*	Inside snap-on faceplate for SFIC double cylinder deadlocks	7.60
B610-031*	Inside snap-on faceplate for full size IC double cylinder deadlocks	8.10
B610-040	Tailpiece and cotter pin, B662J	11.80
B610-041	Tailpiece and cotter pin, B660J, B661J, B663J	11.50

* Specify finish: 605, 609, 612, 613, 625, 626.

For pins, springs, etc., see **CYL-50**.



Mortise Cylinders





Cam	Description	Cylinder Mechanism	Complete Cylinder	Price Each	
				Open	Restricted
L583-474 For cyl. length 1 1/8", 1 3/8", 1 5/8" Dim. X = .261 Y = .644	Cylinder Only: L & N Escutcheons	Conventional	30-021	\$60.00	\$73.50
		Primus Controlled Access	20-793	123.00	
		Primus XP Controlled Access	20-793-XP	123.00	
		Primus UL437	20-593	149.00	
		Primus XP UL437	20-593-XP	149.00	
		Hotel Function (Conventional)	30-022*	94.00	107.50
L583-475 For cyl. length 1 1/4", 1 1/2", 1 3/4" Dim. X = .261 Y = .644	Cylinder With Compression Ring & Spring: Rose Trim	Conventional	30-001	68.00	81.50
		Primus Controlled Access	20-787	130.00	
		Primus XP Controlled Access	20-787-XP	130.00	
		Primus UL437	20-587	156.00	
		Primus XP UL437	20-587-XP	156.00	
		Primus Lockout	20-717	176.00	
		Primus XP Lockout	20-717-XP	176.00	
		Primus UL437 Lockout	20-517	190.00	
		Primus XP UL437 Lockout	20-517-XP	190.00	
		Hotel Function (Conventional)	30-002*	99.00	112.50

Schlage L9060 Outside and Other Straight Cam Applications

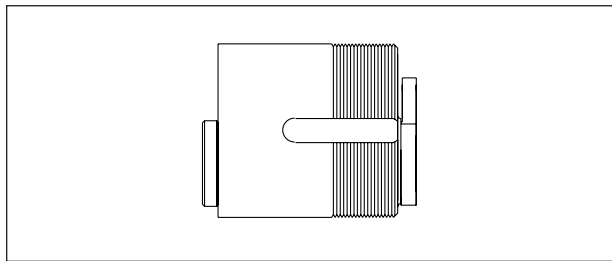
L583-476 For cyl. length 1 1/8", 1 3/8", 1 5/8" DIM X = 0.35" DIM Y = 0.72"	Cylinder Only: L & N Escutcheons	Conventional	26-021	\$60.00	\$73.50
		Primus Controlled Access	20-701	123.00	
		Primus XP Controlled Access	20-701-XP	123.00	
		Primus UL437	20-501	149.00	
		Primus XP UL437	20-501-XP	149.00	
L583-477 For cyl. length 1 1/4", 1 1/2", 1 3/4" DIM X = 0.35" DIM Y = 0.72"	Cylinder With Compression Ring & Spring: Rose Trim	Conventional	20-001	68.00	81.50
		Primus Controlled Access	20-700	130.00	
		Primus XP Controlled Access	20-700-XP	130.00	
		Primus UL437	20-500	156.00	
		Primus XP UL437	20-500-XP	156.00	
		Primus Lockout	20-715	176.00	
		Primus XP Lockout	20-715-XP	176.00	
		Primus UL437 Lockout	20-515	190.00	
Primus XP UL437 Lockout	20-515-XP	190.00			
Note: For inverted cams for dogging cylinders, add XQ11-949 Also for Schlage K-Series (discontinued), Falcon® non- deadbolt functions, Adams Rite® 2331 deadlocks, Baldwin® mortise locks, Corbin Russwin® ML2242 inside and ML2255.	Cylinder with Comp. Ring & 1/8" Blocking Ring: Adams Rite 2331	Conventional <i>(available in 1-1/8" only)</i>	20-002	76.00	

* Specify hand for hotel function cylinders. Not available in Primus. Furnished 0-bitted; emergency keys must be ordered separately.

** Subject to Specials discounting and extended factory lead time.

Cam	Description	Cylinder Mechanism	Complete Cylinder	Price Each	
				Open	Restricted
Adams Rite MS, 4500 and 4700 Series; Lori 4500 and Corbin Russwin DL3000 Series					
<p>L583-446 For cyl. length 1 1/8", 1 3/8", 1 5/8"</p>  <p>Dim. X = .19 Y = .57</p> <p>L583-447 For cyl. length 1 1/4", 1 1/2", 1 3/4"</p>  <p>Dim. X = .19 Y = .57</p> <p>Cylinders with these cams include set screw pack B220-050 for Adams Rite locks.</p>	Cylinder With Compression Ring and Spring	Conventional	26-072	\$60.00	\$73.50
		Primus Lockout	20-718	176.00	
		Primus XP Lockout	20-718-XP	176.00	
		Primus UL437 Lockout	20-518	190.00	
		Primus XP UL437 Lockout	20-518-XP	190.00	
	Cylinder With 3/8" Blocking Ring	Conventional	20-013	68.00	81.50
		Primus Controlled Access	20-706	130.00	
		Primus XP Controlled Access	20-706-XP	130.00	
		Primus UL437	20-506	156.00	
		Primus XP UL437	20-506-XP	156.00	
Adams Rite 4070 Series					
<p>B520-743 For cyl. length 1 1/8", 1 3/8", 1 5/8"</p>  <p>Dim. X = .33 Y = .63</p> <p>B520-744 For cyl. length 1 1/4", 1 1/2", 1 3/4"</p>  <p>Dim. X = .33 Y = .63</p>	Cylinder Only: L & N Escutcheons	Conventional	26-073	\$60.00	\$73.50
		Primus Controlled Access	20-708	123.00	
		Primus XP Controlled Access	20-708-XP	123.00	
		Primus UL437	20-508	156.00	
		Primus XP UL437	20-508-XP	156.00	
Notes:	Prices apply to 1 1/8", 1 1/4" and 1 3/8". For 1 1/2", 1 5/8" and 1 3/4" add \$36.30. Everest hotel function cylinders are available 1 1/8", 1 1/4" and 1 3/8" only. See Special Cylinders for 2" - 5" long cylinders.				
	1 1/8" (Dim = 118) cylinders are furnished unless otherwise specified. Cylinder lengths depend on function, trim and door thickness. See page CYL-36 for required dimension.				

For keying in the field, order 10-piece Bulk Pack Cylinders.
Cylinders are sub-assembled to save time!
See CYL-5



Concealed Shell Mortise Cylinders						
Cam	Description	Cylinder Mechanism	Complete Cylinder	Price Each		
				Open	Restricted	
Schlage L-Series (except L9060 outside)						
L583-254 Classic Conventional Dim. X = .252 Y = .638	L583-153 Everest & Primus Dim. X = .252 Y = .638	Cylinder Only: L Escutcheon	Conventional	30-004	\$76.00	\$89.50
			Primus Controlled Access	20-789	138.00	
			Primus XP Controlled Access	20-789-XP	138.00	
			Primus UL437	20-589	164.00	
			Primus XP UL437	20-589-XP	164.00	
			Hotel Function (Conventional)	30-005*	113.00	
Schlage L9060 Outside						
B502-191 Classic Conventional Dim. X = .338 Y = .71	B502-948 Everest Conventional Dim. X = .338 Y = .71	Cylinder Only: L Escutcheon	Conventional	26-023	\$76.00	\$89.50
			Primus Controlled Access	24-767	138.00	
			Primus Controlled Access-XP	24-767-XP	138.00	
			Primus UL437	24-567	164.00	
			Primus XP UL437	24-567-XP	164.00	
* Specify hand for hotel function cylinders. Not available in Primus. Emergency keys must be ordered separately.						
Notes: Prices apply to 1 1/8", 1 1/4" and 1 3/8". For 1 1/2", 1 5/8" and 1 3/4" add \$36.30. Extended lengths are available. See Special Cylinders. Everest hotel function cylinders are available 1 1/8", 1 1/4" and 1 3/8" only.						
1 1/8" (Dim = 118) cylinders are furnished unless otherwise specified. Cylinder lengths depend on function, trim and door thickness. See page CYL-36 for required dimension.						
Finishes: 606 and 626.						

Cams for Competitors' Cylinders in Schlage Locks*	
	L583-197 Sargent and Yale non-IC (was XL11-758) L583-198 Corbin Russwin non-IC (was XL11-545)
	XL11-895 Corbin Russwin
* Sold separately only.	

Cams Non Modular Cylinders		
Part Number	Description	Price Each
B502-191	L9060 Straight Classic Conventional	\$2.80
B502-292	Adams Rite MS Classic Conventional	2.80
B502-380	Adams Rite 4070 Classic Conventional	9.90
B502-944	Adams Rite MS Everest® & Primus®	2.80
B502-945	Adams Rite 4070 Everest & Primus	9.90
B502-948	L9060 Straight Everest & Primus	2.80
L583-153	L-Series Everest & Primus	2.80
L583-197	L-Series for Sargent and Yale non-IC cylinders	9.90
L583-198	L-Series for Corbin Russwin non-IC cylinders	9.90
L583-254	L-Series Classic Conventional	2.80
XQ11-935*	Inverted straight Everest and Primus (dogging)	2.80
XL11-895	L-Series for Corbin Russwin	9.90

* Subject to Specials discounting and extended factory lead time.

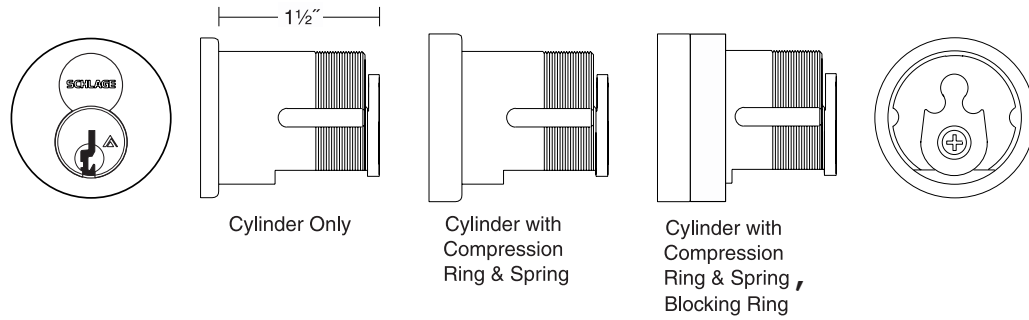
Cams - Modular Cylinders		
Part Number	Description	Price Each
L583-476	L9060 for cylinder lengths 1-1/8", 1-3/8" and 1-5/8"	\$2.50
L583-477	L9060 for cylinder lengths 1-1/4", 1-1/2" and 1-3/4"	2.50
B520-743	Cam, Cylinder Mortise. A/R 4070 for cylinder lengths 1-1/8", 1-3/8" and 1-5/8"	9.90
B520-744	Cam, Cylinder Mortise. A/R 4070 for cylinder lengths 1-1/4", 1-1/2" and 1-3/4"	9.90
L583-446	Adams Rite MS for cylinder lengths 1-1/8", 1-3/8" and 1-5/8"	2.50
L583-447	Adams Rite MS for cylinder lengths 1-1/4", 1-1/2" and 1-3/4"	2.50
L583-474	L-Series for cylinder lengths 1-1/8", 1-3/8" and 1-5/8"	2.50
L583-475	L-Series for cylinder lengths 1-1/4", 1-1/2" and 1-3/4"	2.50

Cam Screws For Non Modular Cylinders		
Part Number	Description	Price Each (Order in multiples of 100)
B502-468	Classic Conventional up to 1 3/8"	\$0.24
B502-942	Everest & Primus up to 1 3/8"	0.38
B502-943	Everest & Primus over 1 3/8"	0.52
B590-295	Classic Conventional over 1 3/8"	0.38

Cam Screws For Modular Cylinders		
Part Number	Description	Price Each (Order in multiples of 100)
B520-690	Camscrew, (5-40 x 1/2") for 1-1/8" & 1-1/4" cylinder length	\$0.16
B520-691	Camscrew, (5-40 x 3/4") for 1-3/8" & 1-1/2" cylinder length	0.36
B520-692	Camscrew, (5-40 x 1") for 1-5/8" & 1-3/4" cylinder length	0.46
Modular Cylinder Housing Screws		
B520-693	Modular Housing Screw (8-32 x 7/8")	\$1.30

Dummy Cylinder			
Part Number	Description	Length	Price Each
38-070	Dummy cylinder only, less ring and cam	1 1/8", 1 1/4", 1 3/8", 1 1/2"	\$48.00

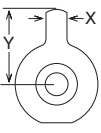
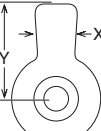
Note: 1) For thumbturn cylinders see page L-36.



Full Size Interchangeable Core

Cam	Description	Cylinder Mechanism	Complete Cylinder	Price Each	
				Open	Restricted
Schlage L-Series (except L9060 outside)					
<p>L583-255 Dim. X = .252 Y = .638</p>	Housing Only	Housing Less Core	30-016	\$48.00	
		Conventional Core	30-008*	114.00	127.50
	Cylinder With Compression Ring & Spring: L & N Escutcheons	Primus® Core	20-798	191.00	
		Primus® XP Core	20-798-XP	191.00	
		Primus® XP Core	20-798-XP	191.00	
		Faculty Res. Function Core	30-010**	114.00	
		Housing Less Core	30-007	56.00	
	Cylinder With Compression Ring, Spring & 3/8" Blocking Ring Rose Trim	Conventional Core	30-138*	125.00	138.50
		Primus Core	20-776	204.00	
		Primus XP Core	20-776-XP	204.00	
		Faculty Res. Function Core	30-140**	125.00	
		Housing Less Core	30-137	66.00	
Schlage L9060 Outside					
<p>K510-680 Dim. X = .338 Y = .778</p>	Housing Only	Housing Less Core	30-032	\$48.00	
		Conventional Core	30-030*	114.00	127.50
	Cylinder With Compression Ring & Spring: L & N Escutcheons	Primus Core 20-782	20-782	191.00	
		Primus XP Core	20-782-XP	191.00	
		Primus XP Core 20-783	20-783	204.00	
	Cylinder With Compression Ring, Spring & 1/2" Blocking Ring Rose Trim	Primus XP Core	20-783-XP	204.00	
Housing Less Core		30-137	66.00		
Von Duprin, Monarch and Other Straight Cam Applications					
<p>K510-730 Dim. X = .338 Y = .71</p> <p>Also for Schlage K-Series (discontinued), Falcon® non-deadbolt functions, Von Duprin & Monarch exit devices, Adams Rite® 2331 deadlocks, Baldwin® mortise locks, Corbin Russwin® ML2242 inside and ML2255, Best 30H latch function.</p> <p>For dogging cylinders for Von Duprin exit devices, specify complete cylinder (with core) and XQ11-948.**** Available at no additional charge.</p>	Housing Only	Housing Less Core	20-059	\$48.00	
		Conventional Core	26-091*	114.00	127.50
	Cylinder With Compression Ring & Spring	Primus Core 20-763	20-763	191.00	
		Primus XP Core	20-763-XP	191.00	
		Housing Only	Housing Less Core	26-064	57.00
	Cylinder With Compression Ring, Spring & 3/8" Blocking Ring	Conventional Core	20-061*	125.00	138.00
		Primus Core 20-771	20-771	204.00	
		Primus XP Core	20-771-XP	204.00	
		Housing Less Core	26-094	66.00	
		Housing Less Core	26-094	66.00	

* To order with construction core, see **Keys and Keying: Full Size Construction Core Program** for additional details.
 ** Specify hand for hotel function cylinders. Not available in Primus. Emergency key must be ordered separately.
 *** For this configuration with conventional core, order 30-030 cylinder and 36-082-050 blocking ring.
 **** Subject to Specials discounting and extended factory lead time.

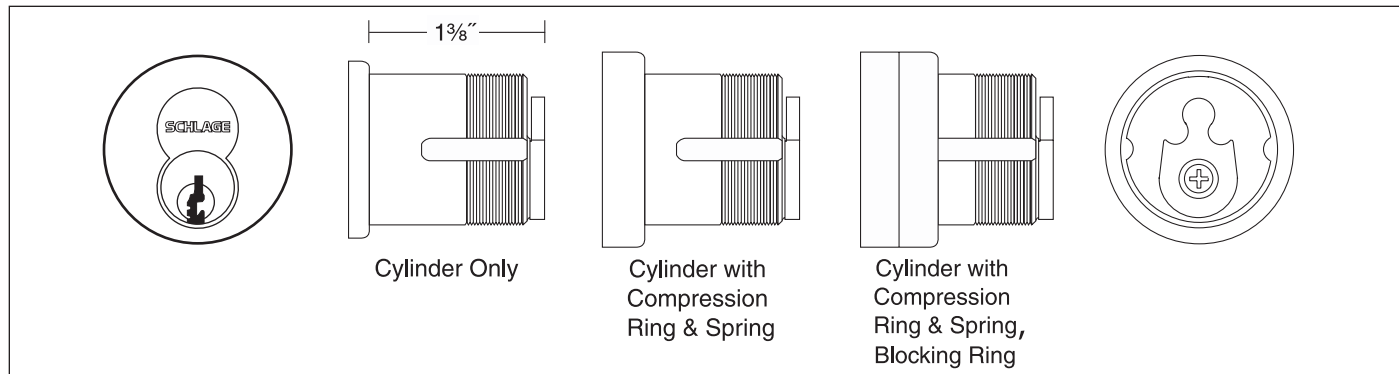
Full Size Interchangeable Core (cont'd)					
Cam	Description	Cylinder Mechanism	Complete Cylinder	Price Each	
				Open	Restricted
Adams Rite MS, 4500, 4700 Series					
 <p>K510-711 Dim. X = .187 Y = .562</p> <p>Cylinders with this cam include set screw pack B220-050 for Adams Rite locks.</p>	Cylinder Only	Housing Less Core	20-060	\$48.00	
	Cylinder With Compression Ring & Spring	Conventional Core	26-098*	114.00	127.50
	Cylinder With Compression Ring, Spring 3/16" and 3/8" Blocking Rings	Conventional Core	20-062*	134.00	147.50
		Primus® Core	20-766	215.00	
Primus® XP Core	20-766-XP	215.00			
Adams Rite 4070 Series					
 <p>B520-378 Dim. X = .323 Y = .627</p>	Cylinder Only	Housing Less Core	20-090	\$48.00	
	Cylinder With Compression Ring, Spring 3/16" and 3/8" Blocking Rings	Conventional Core	20-091*	134.00	147.50
		Primus Core	20-722	215.00	
		Primus XP Core	20-722-XP	215.00	
Note: 2 1/4" through 5" cylinders are available. See Special Cylinders CYL-51 for more information.					

Interchangeable Core Cams		
Part Number	Description	Price Each
B520-378	Adams Rite 4070	\$9.90
K510-680	L9060 Outside	2.80
K510-711	Adams Rite MS	2.80
K510-730	Straight cam	2.80
L583-255	L-Series (except L9060 outside)	2.80
B520-698	Falcon Series MA Mortise Lock	10.10

Other Full Size IC Mortise Cylinder Parts		
Part Number	Description	Price Each
L583-200	Cam screw (order in multiples of 100)	\$0.30
C604-334*	Driver, universal	5.00
K510-474	Friction washer	2.20

* Will upgrade housings manufactured before March 1992 to accept Everest and Primus cores.

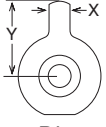
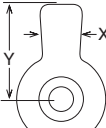
For plugs, shells, pins, springs, etc., see **CYL-51, CYL-52, CYL-53, CYL-55.**



Small Format Interchangeable Core

Cam	Description	Cylinder Mechanism	Complete Cylinder	Price Each	
Schlage L-Series (except L9060 outside)					
L583-255 Dim. X = .252 Y = .638	Cylinder With Compression Ring & Spring: L & N Escutcheons	Everest & Everest 29 Combined Core	80-308	\$123.00	
		Construction Core	Disposable	80-115	58.00
			Keyed	80-138	87.00
	Housing less Core		80-108	58.00	
	Cylinder With Compression Ring & Spring; and 1/4" Blocking Ring; Rose Trim	Everest & Everest 29 Combined Core		80-301	126.00
		Construction Core	Disposable	80-109	64.00
Keyed			80-131	98.00	
Housing less Core		80-101	64.00		
Schlage L9060 Outside					
K510-680 Dim. X = .338 Y = .778	Cylinder With Compression Ring & Spring: L & N Escutcheons*	Everest & Everest 29 Combined Core	80-304	\$123.00	
		Construction Core	Disposable	80-112	58.00
			Keyed	80-134	98.00
		Housing less Core		80-104	58.00
Von Duprin, Monarch and Other Straight Cam Applications					
K510-730 Dim. X = .338 Y = .71 Also for Schlage K-Series (discontinued), Falcon® non-deadbolt functions, Von Duprin® exit devices, Adams Rite® 2331 deadlocks, Baldwin® mortise locks, Corbin Russwin® ML2242 inside and ML2255. To order dogging cylinders for Von Duprin® and Monarch® exit devices, specify complete cylinder (with core) and XQ11-948** Available at no additional charge.	Cylinder With Compression Ring, Spring & 1/4" Blocking Ring	Everest & Everest 29 Combined Core	80-302	\$132.00	
		Construction Core	Disposable	80-110	64.00
			Keyed	80-132	98.00
		Housing less Core		80-102	64.00

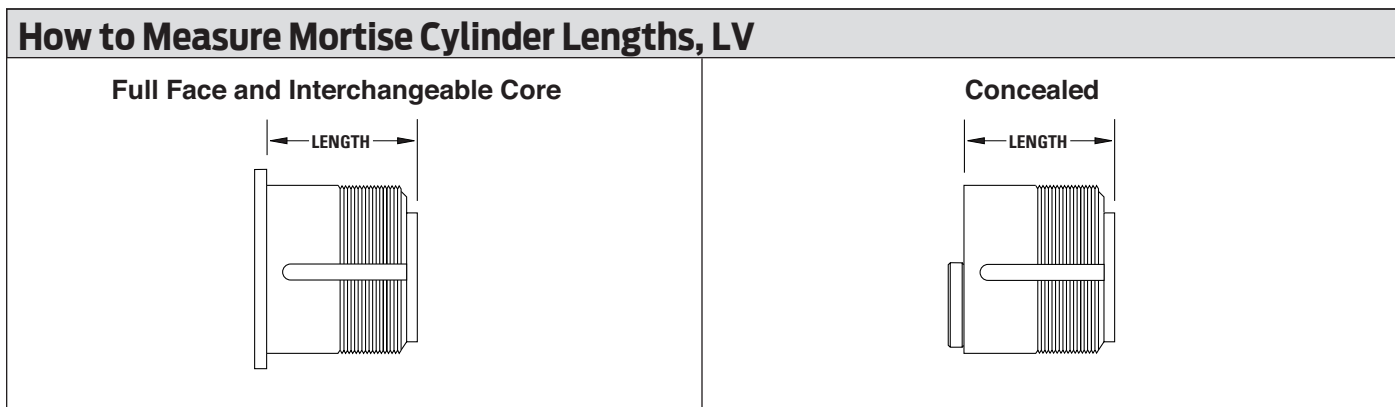
* For rose trim also order 36-082-050 blocking ring.
 ** Subject to Specials discounting and extended factory lead time.

Small Format Interchangeable Core (cont'd)					
Cam	Description	Cylinder Mechanism		Complete Cylinder	Price Each
					Open
Adams Rite MS, 4500 and 4700-Series					
 <p>K510-711 Dim. X = .187 Y = .562</p>	Cylinder With 7/16" Blocking Ring	Everest & Everest 29 Combined Core		80-303	\$132.00
		Construction Core	Disposable	80-111	64.00
			Keyed	80-133	98.00
		Housing less Core		80-103	
Adams Rite 4070 Series					
 <p>B520-378 Dim. X = .323 Y = .627</p>	Cylinder With Compression Ring, Spring & 1/4" Blocking Ring	Everest & Everest 29 Combined Core		80-305	\$132.00
		Construction Core	Disposable	80-113	64.00
			Keyed	80-135	98.00
		Housing less Core		80-105	
Notes:		Housing finishes: 605, 606, 609, 612, 613, 619, 625 and 626.			
		All SFIC cylinders with Adams Rite MS or 4070 cams are furnished with set screw pack B220-050.			
		Cylinder and Blocking Ring combinations are based on 1-3/4" door thickness.			

Interchangeable Core Cams		
Part Number	Description	Price Each
B520-378	Adams Rite 4070	\$10.30
K510-680	L9060 Outside	2.90
K510-711	Adams Rite MS	2.90
K510-730	Straight cam	2.90
L583-255	L-Series (except L9060 outside)	2.90

Other SFIC Mortise Cylinder Parts		
Part Number	Description	Price Each
B520-484	Cam screw (order in multiples of 100)	\$0.32
B520-483	Throw member (driver)	5.00
B220-050	Adams Rite set screw pack	2.20

For pins, springs, etc.,
see **CYL-50**.



Cylinder and Length Requirements, L-Series

Function	Trim	Cylinder	Door Thickness				
			13/8"	13/4"	2"	2 1/4"	
			Dimension				
L9050, L9056, L9070, L9076, L9080, L9080EL/ EU, L9453, L9456, L9460 per XL11-886 or XL-635, L9464 per XL11-886, L9465, L9473, L9480	L460, L464, L9460, L9464	Rose	118				
	—	Escutcheon	118	114	138	112	
	—	Concealed	30-004	118	114	138	112
L9485 per XL11-557	—	Rose	118				
	—	Escutcheon	30-022	114	138	112	
	—	Concealed	30-005	114	138	112	
L9486	—	Rose	114	138	112	158	
	—	Escutcheon	30-022	118	114	138	
	—	Concealed	30-005	118	114	138	
L9496	—	Rose	114	138	112	158	
	—	Escutcheon	30-021	118	114	138	
	—	Concealed	30-004	118	114	138	
L9060, L9071, L9077, L9082, L9082EL/EU*, L9457, L9462 per XL11-886, L9464, L9466, L9482	L462, L463, L9462, L9463	Rose	118				
	—	Escutcheon	30-001	114	—	—	
	—		30-021	—	118	114	138
—	Concealed	30-004	—	118	114	138	
L9060 Outside	—	Rose	118				
	—	Escutcheon	20-001	114	—	—	
	—		26-021	—	118	114	138
	—		26-023	—	118	114	138

Note: Blocking rings and/or compression rings may be required and must be ordered separately.

Dimensions for Mortise Cylinders

Cylinder Length	Dimension
1 1/8"	118
1 1/4"	114
1 3/8"	138
1 1/2"	112
1 5/8"	158
1 3/4"	134

Full Size IC Cylinder Blocking Ring Requirements, L-Series, LV-Series					
Function	Trim	Door Thickness			
		13/8"	13/4"	2"	21/4"
		Dimension			
L9050, L9056, L9070, L9076, L9080, L9080EL/EU, L9453, L9456, L9460 per XL11-886 or XL-635, L9464 per XL11-886, L9465, L9473, L9480	Rose	050	037	025	025
	Escutcheon	025	012	N/R	N/R
L9485 per XL11-557	Rose	—	037	025	025
	Escutcheon	—	012	N/R	N/R
L9486, L9496	Rose	012	N/R	N/R	N/R
	Escutcheon	025	012	N/R	N/R
L9060*, L9071*, L9077*, L9082*, L9457*, L9462* per XL11-886, L9466*, L9482*	Rose	—	050	043	031
	Escutcheon	025	012	N/R	N/R
L460, L464, L9460, L9464	Rose	050	037	025	025
L462*, L463*, L9462*, L9463*	Rose	—	050	043	031
Notes:	Specify blocking ring (36-082), finish and dimension.				
	Blocking ring (36-082) must be used with compression ring (36-083).				
	N/R = None Required.				
	* 2 Blocking rings required.				

Small Format IC Cylinder Blocking Ring Requirements, L-Series, LV-Series					
Function	Trim	Door Thickness			
		13/8"	13/4"	2"	21/4"
		Dimension			
L9050, L9056, L9070, L9076, L9080, L9080EL/EU, L9453, L9456, L9460 per XL11-886 or XL-635, L9464 per XL11-886, L9465, L9473, L9480	Rose	037	025	012	N/R
	Escutcheon**	N/R	N/R	N/R	N/R
L9060*, L9071*, L9077*, L9082*, L9082EL/EU*, L9457*, L9462* per XL11-886, L9464*, L9466*, L9482*	Rose	—	050	037	025
	Escutcheon	018	N/R	N/R	N/R
L9496	Rose	025	012	N/R	N/R
	Escutcheon	N/R	N/R	N/R	N/R
L460, L464, L496, L9460, L9464	Rose	037	025	012	N/R
L462*, L463*, L9462*, L9463*	Rose	—	050	037	025
Notes:	Specify blocking ring (36-082), finish and dimension.				
	Blocking ring (36-082) must be used with compression ring (36-083).				
	N/R =None Required.				
	* 2 Blocking rings required.				
	** Compression ring not required for doors over 19/16" thick.				

Dimensions for Blocking Rings	
Blocking Ring	Length Dimension
1/8"	012
3/16"	018
1/4"	025
5/16"	031
3/8"	037
7/16"	043
1/2"	050

Blocking and Compression Rings			
Part Number	Specify Finish	Description	Price Each
36-079*	·	Blocking ring for use without compression ring	\$11.20
36-082*	·	Blocking ring for use with compression ring	9.80
36-083	·	Compression ring and spring	8.10
L583-195		Compression ring spring	1.10

CYLINDERS / KEYS / AUXILIARY
CYL-38
Keys
CL-Series

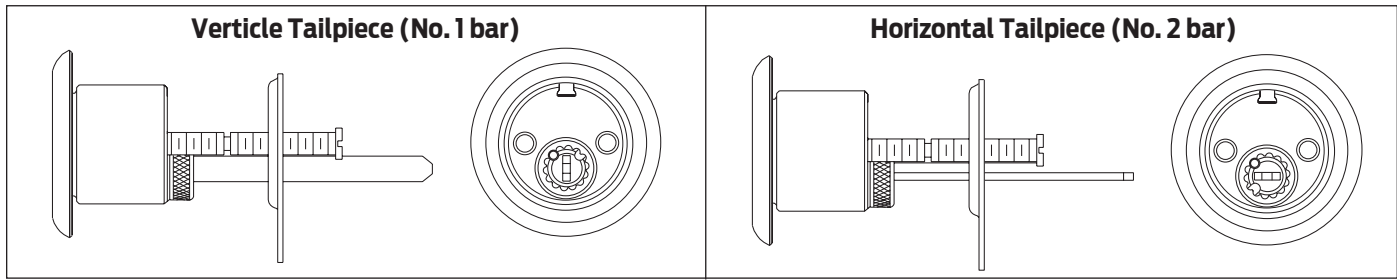
Allegion Compatible Cams					
Description	Cams for Schlage Cylinders				
	Modular Cylinder 1 1/8", 1 3/8", 1 5/8	Modular Cylinder 1 1/4", 1 1/2", 1 3/4	Interchangeable Core SFIC and FSIC	Classic Conventional Not available with cylinder	Everest and Primus non-IC Not available with cylinder
Schlage L-Series, Except L9060 O/S	L583-474	L583-475	L583-255	L583-254	L581-153
Schlage L9060 O/S	L583-476	L583-477	K510-680	B502-191	B502-948
Schlage K-Series (Discontinued)	L583-476	L583-477	K510-730	B502-191	B502-948
Falcon M-Series Non-deadbolt functions (Discontinued)	L593-476	L583-477	K510-730	B502-191	B502-948
Falcon M-Series Deadbolt functions (Discontinued)	B520-738	B520-739	XB12-046	A09894-001-00*	B502-907
Falcon MA-Series except MA381 function	L583-638	L583-639	B520-698	N/A	N/A
Von Duprin mortise exit device	L583-476	L583-477	K510-730	B502-191	B502-948
Von Duprin mortise exit device with dogging	B520-740	B520-741	K510-730 PER XQ11-948	B502-191	B502-948
Glynn-Johnson HL-6, except 9060 O/S	L583-474	L583-475	L583-255	L583-254	L581-153
Glynn-Johnson HL-6 9060 O/S	L583-476	L583-477	K510-680	B502-191	B502-948
Schlage CM5500, CM5600, PRO5500, VIP5500, 650 Keyswitch	L583-476	L583-477	K510-680	B502-191	B502-948
Falcon 718C Trim (Manufactured after 2/28/2011)	B520-730	B520-731	B520-295	B520-254	B520-366
Falcon 24/25 exit device with trims (except 718C and 718NL)	N/A	N/A	N/A	A09897-024-00*	A09897-024-00*
Falcon 24/25 exit device with trims (only 718C and 718NL) Falcon #24 cam	N/A	N/A	N/A	A09894-021-00*	A09894-021-00*

* Falcon cam available through the Falcon price book.



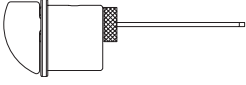
Cam	Price	Cam	Price	Cam	Price
B502-191	\$2.80	K510-680	\$2.80	L583-474	\$2.50
B502-907	2.80	K510-730	2.80	L583-475	
B502-948	2.80	L581-153	2.80	L583-476	
B520-698	10.10	L583-254	9.90	L583-477	
B520-738	9.90	L583-255	9.90	L583-638	9.90
B520-739	9.90			L583-639	
B520-740	2.80			XB12-046	
B520-741	2.80				

Falcon Retrofit Cylinder Reference Table								
Side View	Lock Series	Cylinder Mechanism	Complete Cylinder	Price Each	Keyway Type	Plug	Shell	Tailpiece/ Cam
	B611, T381 IS & W, all except 561	Conventional	21-020	\$51.00	Classic	33-137	A508-653	A700-031
					Everest & Everest 29	33-138	A508-653	
		Primus Primus XP	20-728 20-728-XP	113.00	Classic	33-136	A508-655	
					Everest & Everest 29	33-119		
					Classic	33-154		
					Everest & Everest 29	33-221		
T, all except 381 IS & 571	Conventional	24-031	51.00	Classic	33-137	A508-653	030730-001*	
				Everest & Everest 29	33-138	A508-653		
	Primus Primus XP	24-761 24-761-XP	113.00	Classic	33-136	A508-655		
				Everest & Everest 29	33-119			
				Classic	33-154			
				Everest & Everest 29	33-221			
T571	Conventional	24-032	51.00	Classic	33-137	A508-653	030730-002*	
				Everest & Everest 29	33-138	A508-653		
	Primus Primus XP	24-762 24-762-XP	113.00	Classic	33-136	A508-655		
				Everest & Everest 29	33-119			
				Classic	33-154			
				Everest & Everest 29	33-221			
W561, knobs	Conventional	24-033	51.00	Classic	33-137	A508-653	Q330-252*	
				Everest & Everest 29	33-138	A508-653		
	Primus Primus XP	24-763 24-763-XP	113.00	Classic	33-136	A508-655		
				Everest & Everest 29	33-119			
				Classic	33-154			
				Everest & Everest 29	33-221			
W561, levers	Conventional	24-034	51.00	Classic	33-137	A508-653	Q330-165*	
				Everest & Everest 29	33-138	A508-653		
	Primus Primus XP	24-764 24-764-XP	113.00	Classic	33-136	A508-655		
				Everest & Everest 29	33-119			
				Classic	33-154			
				Everest & Everest 29	33-221			
MA, DB functions	Conventional	24-035	68.00	Classic	33-137	A508-653	See Cam chart on page CYL-38 for proper cam	
				Everest & Everest 29	33-138	A508-653		
	Primus Primus XP	24-765 24-765-XP	130.00	Classic	33-136	A508-655		
				Everest & Everest 29	33-119			
				Classic	33-154			
				Everest & Everest 29	33-221			
MA, Non DB functions	Conventional	20-001	68.00	Classic	33-137	A508-653		
				Everest & Everest 29	33-138	A508-653		
	Primus Primus XP	20-700 20-700-XP	130.00	Classic	33-136	A508-655		
				Everest & Everest 29	33-119			
				Classic	33-154			
				Everest & Everest 29	33-221			
B, all except 611	Conventional	23-013	51.00	Classic	33-137	A508-653	C604-524	
				Everest & Everest 29	33-138	A508-653		
	Primus Primus XP	20-750 20-750-XP	113.00	Classic	33-136	A508-655	C604-243	
				Everest & Everest 29	33-119			
				Classic	33-154			
				Everest & Everest 29	33-221			

* These part numbers represent Falcon part numbers and are available to order through Falcon.



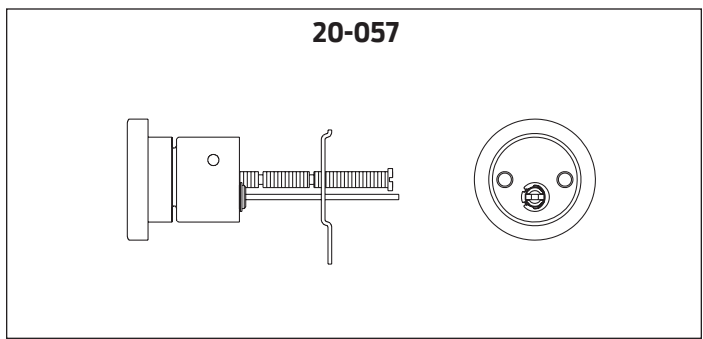
Rim Cylinders

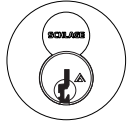

Type	Cylinder Mechanism	Tailpiece	Complete	Price Each	
				Open	Restricted
Standard (non-IC) 	Conventional	Horizontal	20-022	\$64.00	\$77.50
		Vertical	20-021		
	Primus	Horizontal	20-710	127.00	
		Vertical	20-709		
	Primus XP	Horizontal	20-710-XP	127.00	
		Vertical	20-709-XP		
	Primus UL437	Horizontal	20-510	159.00	
		Vertical	20-509		
	Primus XP UL437	Horizontal	20-510-XP	159.00	
		Vertical	20-509-XP		
Lockout 	Primus	Horizontal	20-716	175.00	
			20-716-XP		
			20-516	190.00	
			20-516-XP		
Thumbturn 	None	Horizontal	XB11-979	86.00	
Notes	Housing finishes: 605, 606, 609, 612, 613, 619, 625 and 626.				
	All items include collar, mounting screws and backplate.				
	Tailpiece orientation may be changed in the field. For Von Duprin, Monarch and most other applications, tailpiece should be horizontal.				
	To order less logo, specify: "with K510-612 faceplate" for standard cylinder. "with 23-031 core" for full size interchangeable core cylinder.				
	Standard (non-IC) cylinders are available for application that is thicker than 3" (combined door & device trim thickness) over 3" thick and available with special mounting screw locations for Sargent exit devices. See Special Cylinders CYL-51.				

For keying in the field, order 10-piece Bulk Pack Cylinders.

Cylinders are sub-assembled to save time!

See CYL-5



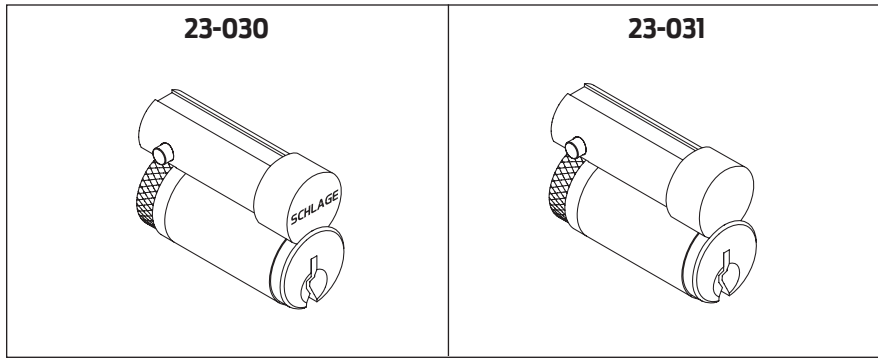
Rim Cylinders					
Type	Cylinder Mechanism	Tailpiece	Complete	Price Each	
				Open	Restricted
Full Size Interchangeable Core 	Conventional Core	Convertible	20-057*	\$109.00	\$122.50
	Primus Core		20-757	172.00	
	Primus XP Core		20-757-XP	172.00	
	Housing only-less core		20-079	48.00	
Small Format Interchangeable Core 	Everest & Everest 29 Combined Core	Horizontal	80-329**	114.00	
	Keyed Construction Core		80-159***	79.00	
	Disposable Construction Core		80-116	48.00	
	Housing only-less core		80-129	48.00	

* To order with construction core, see **Keys and Keying: Full Size Construction Core Program**.
 ** Key symbol must be specified. Everest B and Everest 29 R Families keyways are restricted. See **Terms & Conditions** for more information.
 *** Specify GRN for green or BRN for brown construction cores. A non-refundable handling charge (50-231) is assessed per core. See **Keys and Keying: Small Format Construction Core Program** for details.

Rim Cylinder Parts		
Part Number	Description	Price Each
36-066	Collar, IC cylinders	\$7.30
B202-328	Screws and backplate pack	6.30
B220-001*	Tailpiece & driver, full size IC	10.60
B502-200	Backplate	1.20
B502-209	Mounting screw	1.20
B502-310-604	Driver, standard (non-IC) cylinder	1.10
B502-899	Tailpiece, standard (non-IC) cylinder	2.50
B520-153	Ring, cylinder, NL	7.20
B520-361*	Tailpiece retainer, full size IC (order in multiples of 100)	0.26
B600-107	Throw member for SFIC models	2.50

* Not compatible with housings manufactured before July 1997. For replacement of older parts, order housings less core (20-079).

For plugs, shells, pins, springs, etc., see **CYL-50, CYL-52, CYL-53, CYL-55.**



For keying in the field, order 10-piece Bulk Pack Cores.
 Cores are sub-assembled to save time!
See CYL-5

Full Size Cores

Description	Part Number	Price Each	
		Open	Restricted
Conventional core	23-030	\$59.00	\$72.50
Conventional core less logo	23-031	59.00	72.50
Primus core	20-740	122.00	
Primus XP core	20-740-XP	122.00	
Primus core less logo	20-741	122.00	
Primus XP core less logo	20-741-XP	122.00	
Hotel function conventional core for L9485 and L9486	30-120*	59.00	\$72.50
Hotel function conventional core, less logo, for L9485 and L9486	30-121*	59.00	72.50

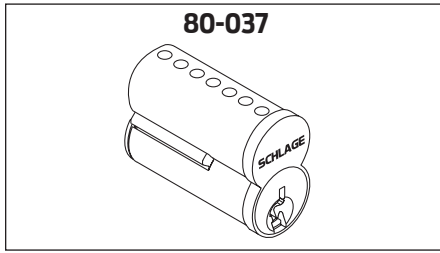
* Specify hand for hotel function cores. Emergency keys must be ordered separately.

Note: Control keys must be ordered separately.

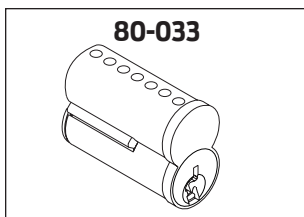
Full Size Core Parts

Part Number	Description	Price Each
C503-115	Cap pin spring (Order in multiples of 100)	\$0.16
C503-118	Cap (Order in multiples of 25)	1.30
C603-827	Cap pin (Order in multiples of 100)	0.18
C603-956	Actuating ring	5.70
C603-964	Actuating pin (control top pin)	0.54
C603-967	Control bottom pin (Order in multiples of 100)	0.18
23446339	AD-Series CY, MS, MD, 993R, 993 S, 993M	3.90

For plugs, shells, pins, springs, etc., see **CYL-50, CYL-52, CYL-53, CYL-55.**



Everest® & Everest 29™ Patented Keyway Small Format Interchangeable Cores		
Description	Part Number	Price Each
Everest combined core, includes master keying	80-037	\$67.00
Everest uncombined core (Does not include keys, pins or springs)	80-036	45.00
Finishes: 606, 626 and 613 (simulated).		



Best® Keyway Small Format Interchangeable Cores		
Description	Part Number	Price Each
7-Pin uncombined, specify keyway	80-033	\$31.00
6-Pin uncombined, specify keyway	80-043	31.00
Notes:	Finishes: 606 and 626.	
	Uncombined cores are furnished less keys, pins and springs. Factory keying is not available.	
	Specify keyway using B suffix: AB = A, BB=B, CB=C, DB = D, DDB=DD, EB = E, FB = F, GB = G, HB = H, JB = J, KB = K, LB = L, NB=N, MB = M, RB=R, TBB=TB, TDB=TD, QB=Q.	

AD-Series Tailpiece for Small Format Core				
Chassis	Lever Design	Description	Tailpiece	Price Each
CY, MS, MD	All	SFIC Driver	23446347	\$9.80
		SFIC Driver, Spacer (for 6 pins core) and Instruction sheet	46929456	10.90
993R, 993S, 993M	Except ATH, 8AT	SFIC Driver	N523-091	10.80
		SFIC Driver, Spacer (for 6 pins core) and Instruction sheet	09-774	12.00
	ATH, 8AT	SFIC Driver	23446347	9.80
		SFIC Driver, Spacer (for 6 pins core) and Instruction sheet	46929456	10.90

For pins, springs, etc., see **CYL-51**.

CYLINDERS / KEYS / AUXILIARY

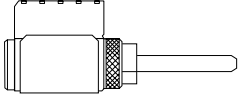
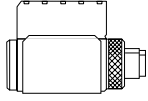
CYL-44

Keys

CL-Series

Corbin Russwin® Retrofit Cylinder Reference Table									
Side View	Lock Series	Cylinder Mechanism	Price Each		Complete Cylinder	Keyway Type	Plug (See CYL-53)	Shell (See CYL-55)	Tailpiece
			Open	Restricted					
	CL3300	Conventional	\$51.00	\$64.50	24-022	Classic	33-137	A508-653	N523-022
						Everest & Everest 29	33-138	A508-653	
		Primus Primus XP	113.00		20-762	Classic	33-136	A508-655	
					20-762-XP	Everest & Everest 29	33-119		
		Primus UL437 Primus XP UL437	139.00		20-562	Classic	33-154		
					20-562-XP	Everest & Everest 29	33-221		
	CL3400 CL3600	Conventional	\$51.00	\$64.50	24-139	Classic	33-137	A508-653	A301-338
						Everest & Everest 29	33-138	A508-653	
		Primus Primus XP	113.00		20-739	Classic	33-136	A508-655	
					20-739-XP	Everest & Everest 29	33-119		
		Primus UL437 Primus XP UL437	139.00		20-539	Classic	33-154		
					20-539-XP	Everest & Everest 29	33-221		
	CK4200 UT5200 (since 1963)	Conventional	\$51.00	\$64.50	24-127	Classic	33-060	A201-690	None
						Everest & Everest 29	33-232	A100-052	
		Primus Primus XP	113.00		20-727	Classic	33-081	A201-690	
					20-727-XP	Everest & Everest 29	33-222		
		Primus UL437 Primus XP UL437	139.00		20-527	Classic	33-080		
					20-527-XP	Everest & Everest 29	33-223		

Sargent® Retrofit Cylinder Reference Table									
Side View	Lock Series	Cylinder Mechanism	Price Each		Complete Cylinder	Keyway Type	Plug (See CYL-53)	Shell (See CYL-55)	Tailpiece
			Open	Restricted					
	7L, 8L, 10 Line Levers	Conventional	\$51.00	\$64.50	24-119	Classic	33-007	A508-653	C604-243
						Everest & Everest 29	33-231	A508-653	C604-243
		Primus Primus XP	113.00		20-719	Classic	33-163	A508-655	C604-243
					20-719-XP	Everest & Everest 29	33-224		
		Primus UL437 Primus XP UL437	139.00		20-519	Classic	33-162		
					20-519-XP	Everest & Everest 29	33-225		
	7, 8, 9 Line Knobs	Conventional	\$51.00	\$64.50	24-120	Classic	33-007	A100-045	C303-437 Assembly with cap
						Everest & Everest 29	33-231	A100-049	
		Primus Primus XP	113.00		20-720	Classic	33-163	A508-637	
					20-720-XP	Everest & Everest 29	33-224		
		Primus UL437 Primus XP UL437	139.00		20-520	Classic	33-162		
					20-520-XP	Everest & Everest 29	33-225		
	6 Line Except 8 Knob	Conventional	\$51.00	\$64.50	24-126	Classic	33-007	A100-046	C604-243
						Everest & Everest 29	33-231	A100-050	C604-243
		Primus Primus XP	113.00		20-726	Classic	33-163	A100-048	C604-243
					20-726-XP	Everest & Everest 29	33-224		
		Primus UL437 Primus XP UL437	139.00		20-526	Classic	33-162		
					20-526-XP	Everest & Everest 29	33-225		

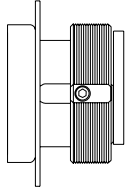
Yale® Retrofit Cylinder Reference Table									
Side View	Lock Series	Cylinder Mechanism	Complete Cylinder	Price Each		Keyway Type	Plug (See CYL-53)	Shell (See CYL-55)	Tailpiece
				Open	Restricted				
	5300LN 5400LN Levers	Conventional	24-147	\$51.00	\$64.50	Classic	33-007	A508-653	A301-043
						Everest & Everest 29	33-231	A508-653	
		Primus Primus XP	20-747 20-747-XP	113.00		Classic	33-163	A508-655	
						Everest & Everest 29	33-224		
		Primus UL437 Primus XP UL437	20-547 20-547-XP	139.00		Classic	33-162		
						Everest & Everest 29	33-225		
	5300, 5400, 6200 Series Knobs	Conventional	24-123	\$51.00	\$64.50	Classic	33-007	A508-653	B520-409
						Everest & Everest 29	33-231	A508-653	
		Primus Primus XP	20-723 20-723-XP	113.00		Classic	33-163	A508-655	
						Everest & Everest 29	33-224		
		Primus UL437 Primus XP UL437	20-523 20-523-XP	139.00		Classic	33-162		
						Everest & Everest 29	33-225		

Tailpieces and Actuators		
Part Number	Locksets	Price Each
A301-043	Yale Levers	\$4.00
A301-338	Corbin Russwin CL3400/CL3600	1.40
B520-409	Yale Knobs	25.20
C303-437	Sargent 7, 8, 9 (Assembly with cap)	11.10
C604-243	Sargent 6, 7L, 8L, 10 Line	1.40

Miscellaneous		
Part Number	Description	Price Each
A501-783	Blocking disc, Yale levers	\$4.20
B520-408	Sleeve, Yale cylinders	5.00
B520-407	Washer, Sargent	5.30
C607-062	Spacer, Corbin Russwin CL3300	3.00

For pins, springs, etc.,
see **CYL-51**.

20-009, 20-505, 20-705



For old black cast iron case mortise locks only.

Mortise Cylinders, Corbin Russwin Master Ring

Cam	Description	Cylinder Mechanism	Complete Cylinder	Price Each		
				Open	Restricted	
Corbin Russwin Master Ring						
B502-946 Everest & Primus Dim. X = .328 Y = .893	B520-728 For cyl. length 1 1/8", 1 3/8", 1 5/8" Dim. X = .34 Y = .90	Master Ring (includes bushing)	Conventional	20-009	\$166.00	\$179.50
			Primus Controlled Access	20-705	257.00	
			Primus XP Controlled Access	20-705-XP	257.00	
B502-486 Classic Conventional Dim. X = .328 Y = .893	B520-729 For cyl. length 1 1/4", 1 1/2", 1 3/4" Dim. X = .34 Y = .90	Master Ring (includes bushing)	Primus UL437 20-505	20-505	284.00	
			Primus XP UL437	20-505-XP	284.00	
Notes: Prices apply to 1 1/8", 1 1/4" and 1 3/8". For 1 1/2", 1 5/8" and 1 3/4" Primus add \$36.30. For 1 1/2", 1 5/8" and 1 3/4" Conventional add \$9.90. Finishes: 605, 606, 609, 612, 613, 625 and 626. To order less Schlage logo specify cylinder "with K510-612 faceplate".						

Bushing, Corbin Russwin Master Ring

Part Number	Description	Price Each
B202-339	Reducing bushing and screws	\$75.40

Cams, Corbin Russwin Master Ring

Part Number	Description	Price Each
B502-486	Classic Conventional - Non Modular Cylinders	\$26.10
B502-946	Everest & Primus - Non Modular Cylinders	30.60
XB11-825*	Interchangeable core - Non Modular Cylinders	27.00
B520-728	Modular Cylinders (all keyways) length 1-1/8", 1-3/8", 1-5/8"	30.50
B520-729	Modular Cylinders (all keyways) length 1-1/4", 1-1/2", 1-3/4"	30.50

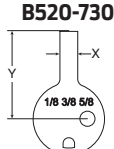
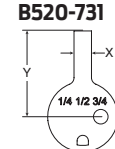
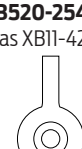
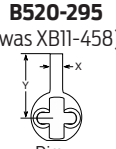

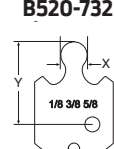
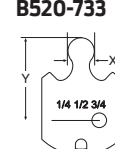
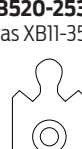
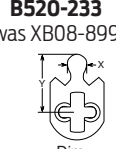
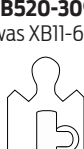
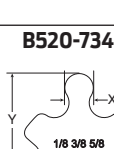
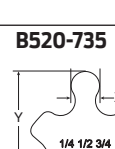

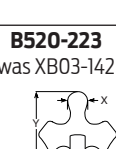

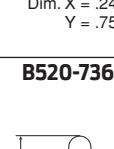
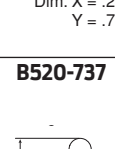



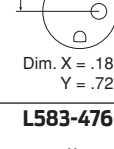
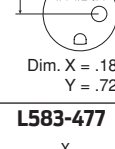

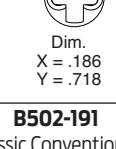

* Not subject to standard discount terms.

Trim Collars Corbin Russwin Master Ring

Part Number	Specify Finish	Description	Price Each
38-033	.	Trim collar	\$8.90

For plugs, shells, pins, springs, etc., see **CYL-50, CYL-52, CYL-53, CYL-55.**

Cam and Cam Substitutions for Schlage Mortise Cylinders to Operate Other Manufacturer's Locks

	Modular Cylinder (introduced in July 2010)		Interchangeable Core FSIC & SFIC	Classic Conventional Non-IC	Everest, Primus Non-IC
CAM Substitutions only allowed on these cylinder numbers: Order Example: 20-001 X B210-731 626 S123	20-001, 20-002, 20-500, 20-501, 20-515, 20-700, 20-701, 20-715, 26-021		20-059, 20-061, 26-064, 20-763, 20-771, 26-091, 26-094, 80-302, 80-110, 80-132, 80-102	For Conventional Cylinders Manufactured before July 2010 Not Available with Cylinder	For Primus & Everest Cylinders Manufactured before July 2010 Not Available with Cylinder
	11/8", 13/8", 15/8"	11/4", 11/2", 13/4"	N/A	N/A	N/A
Corbin Russwin® DL4000 Series (Old Corbin 420 and Russwin 1503)	B520-730  Dim. X = .153 Y = .761	B520-731  Dim. X = .153 Y = .761	B520-254 (was XB11-426) 	B520-295 (was XB11-458)  Dim. X = .155 Y = .775	B520-366 (was XB11-656) 
Corbin Russwin® ML2200 Series (Old Corbin 7000-9000 and Russwin 4000-5000) All functions except ML2255 and ML2242 inside (see straight cam)	B520-732  Dim. X = .236 Y = .731	B520-733  Dim. X = .236 Y = .731	B520-253 (was XB11-352) 	B520-233 (was XB08-899)  Dim. X = .232 Y = .729	B520-309 (was XB11-629) 
Corbin Russwin A65 ML2200 master ring deadbolt functions manufactured before 6/10/93 and old Russwin cast iron residential locks. For all Best 40H Series & 30H Deadbolt function	B520-734  Dim. X = .242 Y = .757	B520-735  Dim. X = .242 Y = .757	B520-360 (was XB11-817) 	B520-223 (was XB03-142)  Dim. X = .235 Y = .729	B520-367 (was XB11-887) 
Yale® 2160 Arrow® #004 Sargent® 13-0660 All functions except 16 inside and 50 outside	B520-736  Dim. X = .187 Y = .727	B520-737  Dim. X = .187 Y = .727	B520-296 (was XB11-461, replaces XB11-484) 	B520-256 (was XB11-430, replaces XB10-659)  Dim. X = .186 Y = .718	B520-329 (was XB11-631, replaces XB11-630) 
Best 30 Latch Function	L583-476  DIM X = 0.35" DIM Y = 0.72"	L583-477  DIM X = 0.35" DIM Y = 0.72"	K510-730  Dim. X = .338 Y = .71	B502-191 Classic Conventional  Dim. X = .338 Y = .71	B502-948 Everest & Primus  Dim. X = .338 Y = .71
	Cam substitution with Cylinders shown above are No Charge			Not available for substitution	

Cam	Price	Cam	Price	Cam	Price
B502-191	\$2.80	B520-296	\$9.90	B520-732	\$9.90
B502-948		B520-309		B520-733	
B520-223	B520-329	B520-734			
B520-233	B520-360	B520-735			
B520-253	B520-366	B520-736			
B530-254	B520-367	B520-737			
B520-256	B520-730	K510-730		2.80	

CYLINDERS / KEYS / AUXILIARY

CYL-47

Keys

CL-Series

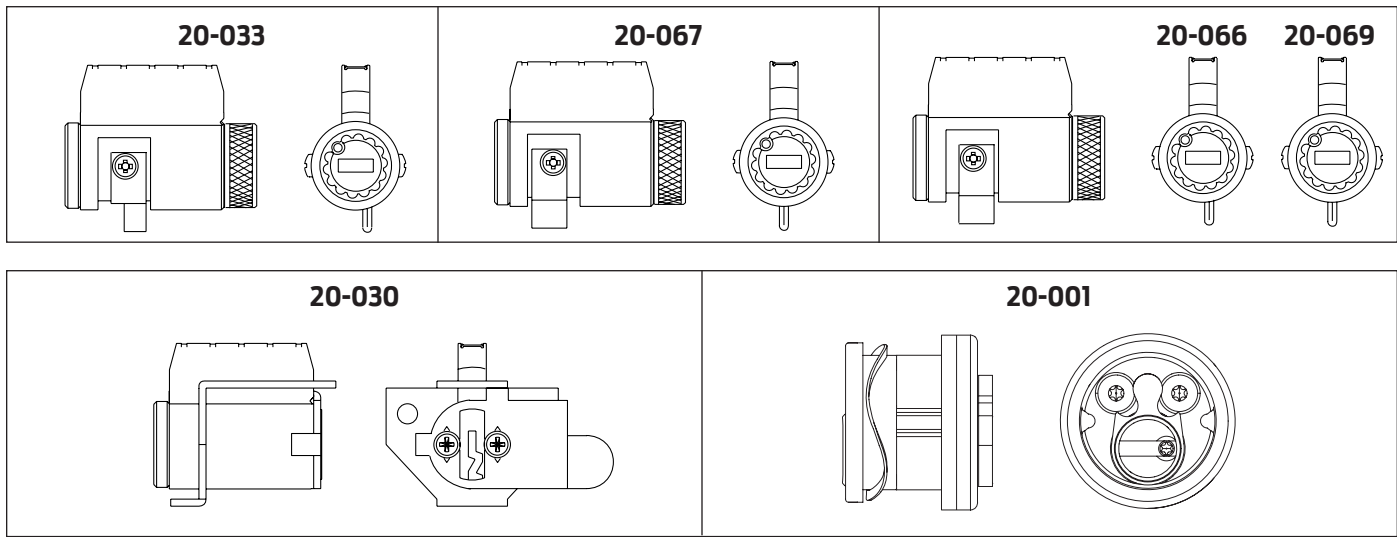
CYLINDERS · Mail Box

CYLINDERS / KEYS / AUXILIARY

CYL-48

Keys

CL-Series



Letter/Mail Box Cylinders and Application Table

Description	Keyway Type	Cam (See Below)	Plug (See CYL-55)	Shell (See CYL-57)	Complete Cylinder	Complete Cyl. Price	
						Open	Restricted
American Device	Classic	C604-268	33-616	C203-726	20-066	\$77.00	\$90.50
	Everest & Everest 29	C604-268	33-234	A100-051			
Auth, 466, 470, 480 Series	Classic	C604-269	33-616	C203-726	20-067	\$77.00	\$90.50
	Everest & Everest 29	C604-269	33-234	A100-051			
Bommer vertical mail box	Classic	L583-476	33-137	N/A	20-001-118	68.00	81.50
	Everest & Everest 29	L583-476	33-138	N/A			
Bommer & Florence, Cutler Mail Chute, Federal Equipment	Classic	C604-269	33-616	C203-726	20-069	77.00	90.50
	Everest & Everest 29	C604-269	33-234	A100-051			
Corbin Wood Products	Classic	C604-271	33-616	C203-726	20-033	77.00	90.50
	Everest & Everest 29	C604-271	33-234	A100-051			
Dura Steel	Classic	C604-088	33-806	A508-653	20-030	77.00	90.50
	Everest & Everest 29	C604-419	33-233				
Notes:	Finishes: 606 and 626. 20-001 also available 605, 612, 613 and 625.						
	Federal law prohibits the master keying of a letter box cylinder.						

Miscellaneous Parts

Part Number	Description	Price Each
B502-468	Screw, 2 required, 20-030 Classic (order multiples of 100)	\$0.24
B502-942	Screw, 20-030 Everest (order multiples of 100)	0.38
C503-346	Spacer, 20-033, 20-066, 20-067, 20-069	1.10
C604-050	Mounting bracket, 20-033	11.00
C604-051	Screw post, 2 req'd, 20-033	1.50
C604-052	Screw, 2 req'd, 20-033	2.10
C604-053	Lock washer, 2 req'd, 20-033	2.10

Miscellaneous Parts

Part Number	Description	Price Each
C604-088	Cam, 20-030 Classic	\$28.90
C604-089	Bracket, 20-030	21.50
C604-226	Screw, 2 req'd, 20-033, 20-066, 20-067, 20-069 (order mult. of 100)	0.18
C604-234	Washer, 2 req'd, 20-033, 20-066, 20-067, 20-069 (order mult. of 100)	0.18
C604-268	Cam, 20-066	19.10
C604-269	Cam, 20-067, 20-069	19.10
C604-271	Cam, 20-033	23.50
C604-419	Cam, 20-030 Everest	29.00

For pins, springs, etc., see **CYL-50**.

Special Cylinders		
⚠ Extended Factory Lead Time		Not subject to standard discount terms
"X" Number	Description	Price Each
Extra Long Mortise Cylinders		
XB03-418	Mortise cylinder (20-001, 30-001 or 30-004), 1 7/8" – 5" long Classic, Everest or Everest 29	\$323.00
XB11-475*	Full size IC mortise cylinder (26-091 or 30-008), 2 1/4" – 5" long Classic, Everest or Everest 29	441.00
	Primus full size IC mortise cylinder (20-763 or 20-798), 2 1/4" – 5" long	588.00
	Full size IC mortise cylinder housing less core (20-059 or 30-007) 2 1/4" – 5" long	388.00
XB11-638	Primus mortise cylinder (20-700, 20-787 or 20-789), 1 7/8" – 5" long	449.00
Mortise Cylinder with Switch		
XB09-195	Mortise cylinder (20-001) with "on" and "off" switch for key controlled electrical circuits, conventional	\$342.00
XB09-795	Same as XB09-195, but double position, Classic Conventional only (no master keying available)	459.00
XQ11-804	Primus mortise cylinder (20-700) with "on" and "off" switch for key controlled electrical circuits	465.00
Rim Cylinders		
XB04-618	Conventional cylinder (20-021 or 20-022) for doors over 3" thick Insure device/ trim thickness is included in addition to door thickness	\$405.00
	Primus cylinder (20-710) for doors over 3" thick Insure device/ trim thickness is included in addition to door thickness	449.00
XB11-789	Conventional cylinder (20-022) with mounting holes for Sargent® exit device	77.00
XB11-790	Primus cylinder (20-710) with mounting holes for Sargent® exit device	157.00
XB11-958	Full size IC, conventional core (20-057) for doors over 3" thick Insure device/ trim thickness is included in addition to door thickness	422.00
	Full size IC, Primus core (20-757) for doors over 3" thick Insure device/ trim thickness is included in addition to door thickness	568.00
	Full size IC, housing less core (20-079) for doors over 3" thick Insure device/ trim thickness is included in addition to door thickness	369.00
* Available in 1/4" increments. Order collars or blocking rings separately to fill any gaps.		
Note:	If you are unable to find your required hardware solution in this price book, please use the Schlage Innovation Center Process in the Forms and Example section.	

Original Manufacturer Nickel Silver Pins-Full Size cylinders			
Part Number	Description		Price Each
	Type	Size	
34-101	Top pins	#1	Order in multiples of 100 \$0.08
34-102		#2	
34-103		#3	
34-202	Master pins	#2	
34-203		#3	
34-204		#4	
34-205		#5	
34-206		#6	
34-207		#7	
34-208		#8	
34-209	#9		
34-300	Bottom pins	#0	Order in multiples of 50 1.30
34-301		#1	
34-302		#2	
34-303		#3	
34-304		#4	
34-305		#5	
34-306		#6	
34-307		#7	
34-308		#8	
34-309	#9		
34-007	Everest & Everest 29 check pin	—	

Primus® Finger Pins and Sidebars		
Part Number	Description	Price Each
34-001	Finger pin #1	Order in multiples of 100 \$0.90
34-002	Finger pin #2	
34-003	Finger pin #3	
34-004	Finger pin #4	
34-005	Finger pin #5	
34-006	Finger pin #6	
34-058	Finger pin #7	
C603-950	Sidebar	3.40

Cap and Cap Pin		
Part Number	Description	Price Each
C503-116*	Cap pin (non-IC)	Order in multiples of 100 \$0.16
C503-118*	Cap	Order in multiples of 25 1.30
C603-827	Full Size IC Cap Pin	Order in multiples of 100 0.18

* See CYL-13 for KC-Series cap and cap pin

Construction Balls, RCK		
Part Number	Description	Price Each
34-401	Pack of 1,000 ball bearings	\$30.50

Springs		
Part Number	Description	Price Each
C503-113	Pin tumbler spring (including Primus)	Order in multiples of 100 \$0.16
C503-115	Cap retainer pin spring (including Primus)	
C603-951	Primus finger pin spring and Everest check pin spring	
C603-952	Primus sidebar spring	

Ward Rings		
Part Number	Description	Price Each
C503-833	Ward ring	\$0.94
K510-045	Stop ring for hotel function Everest & Everest 29 mortise cylinders	3.00
K510-434	Stop ring for hotel function Classic mortise cylinders	3.00

Ordering Shaded prices are specified in unit quantities (per piece) and must be ordered in multiples.
Example:
Order 100 34-300, Receive 1 bag of 100 pins. Price = \$8.00

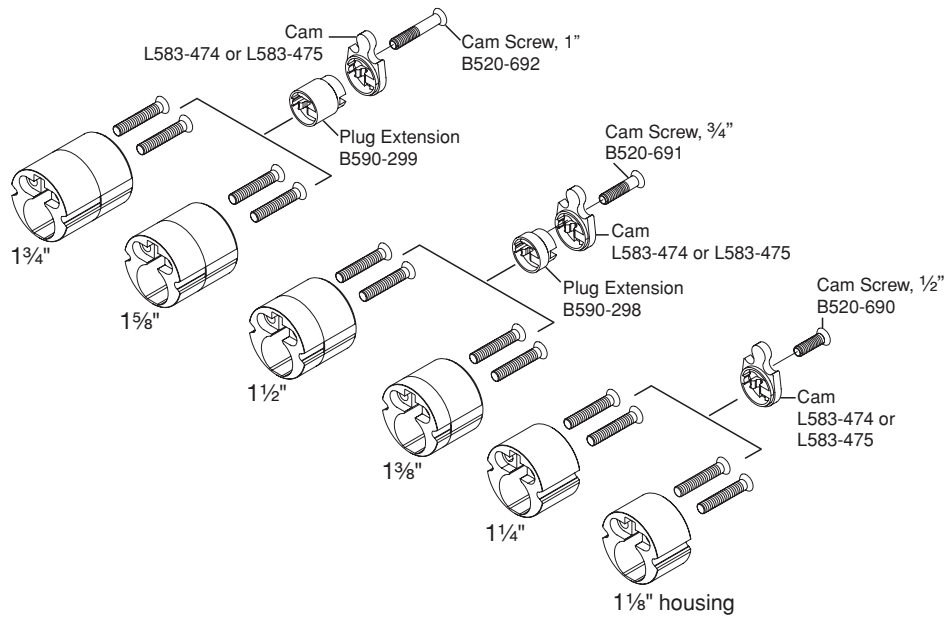
Original Manufacturer Nickel Silver SFIC Pins			
Part Number	Description		Price Each
	Type	Size	
34-902	Master/ build-up/ top pins	#2B	Order in multiples of 100 \$0.10
34-903		#3B	
34-904		#4B	
34-905		#5B	
34-906		#6B	
34-907		#7B	
34-908		#8B	
34-909		#9B	
34-910		#10B	
34-911		#11B	
34-912		#12B	
34-913		#13B	
34-914		#14B	
34-915		#15B	
34-916		#16B	
34-917		#17B	
34-918		#18B	
34-919		#19B	
34-800		Bottom pins	
34-801	#1A		
34-802	#2A		
34-803	#3A		
34-804	#4A		
34-805	#5A		
34-806	#6A		
34-807	#7A		
34-808	#8A		
34-809	#9A		
34-950	Everest & Everest 29 check pin	-	1.30

Ordering
Shaded prices are specified in unit quantities (per piece) and must be ordered in multiples.
Example:
Order 100 34-300,
Receive 1 bag of 100 pins. Price = \$8.00

SFIC Caps		
Part Number	Description	Price Each
34-952	21C Cap	Order in multiples of 500 \$0.08

SFIC Springs		
Part Number	Description	Price Each
C504-114	20S Tumbler spring	Order in multiples of 500 \$0.08
C504-116	Everest & Everest 29 check spring pin	Order in multiples of 100 0.16

SFIC Plug Retainer		
Part Number	Description	Price Each
C603-936	Plug retainer	Order in multiples of 20 \$1.40
Note:	SFIC plug retainer is compatible with SFIC Everest products manufactured after October 18, 2002.	



Modular Housing Interchangeability

Housing		Cam	Cam Screw	Plug Extension
Part Number	Size	Part Number		
B520-721	1-1/8"	L583-474	B520-690	-
B520-722	1-1/4"	L583-475	B520-690	-
B520-723	1-3/8"	L583-474	B520-691	B590-298
B520-724	1-1/2"	L583-475	B520-691	B590-298
B520-725	1-5/8"	L583-474	B520-692	B590-299
B520-726	1-3/4"	L583-475	B520-692	B590-299

Plugs, Key-in-Knob/Lever, Deadlock and Mail Box		
Part Number	Description	Price Each
33-005*	5-Pin (except F51 and F80), C, CE, E and F keyways only	\$32.50
33-137	6-Pin Classic Conventional	
33-007	Sargent & Yale, Classic Conventional	
33-059*	5-Pin, F, FA-Series Knobs, BEL, GEO, PLY, AND, DNB (C keyway only)	23.50
33-059-149*	5-Pin, F-Series Knobs, ORB, C keyway only	
33-060	Corbin Russwin CK4200, UT5200 Classic Conventional	32.60
33-065*	5-Pin, F, FA-Series Levers, ACC, AVA, FLA, CLT, CHP, STA (C keyway only)	22.70
33-080	Corbin Russwin CK4200, UT5200 Classic Primus UL437 / Classic Primus XP UL437	81.40
33-081	Corbin Russwin CK4200, UT5200 Classic Primus / Classic Primus XP	57.90
33-119	Everest Primus / Everest Primus XP and Everest 29 Primus / Everest 29 Primus XP	60.70
33-154	Classic Primus UL437 / Classic Primus XP UL437	78.20
33-136	Classic Primus / Class Primus XP	60.70
33-162	Sargent & Yale, Classic Primus UL437 / Classic Primus XP UL437	81.40
33-163	Sargent & Yale, Classic Primus / Classic Primus XP	58.30
33-167	B600 Plug, Classic	39.50
33-186	B600 Plug, Everest	42.60
33-216	6-pin Classic, hotel function	46.00
33-221	Everest Primus UL437/Everest Primus XP UL437 & Everest 29 Primus UL437/ Everest 29 Primus XP UL437	81.40
33-222	Corbin Russwin CK4200, UT5200, Everest Primus / Everest Primus XP and Everest 29 Primus / Everest 29 Primus XP	58.30
33-223	Corbin Russwin CK4200, UT5200, Everest Primus UL437/Everest Primus XP UL437 & Everest 29 Primus UL437/ Everest 29 Primus XP UL437	81.40
33-224	Sargent & Yale, Everest Primus / Everest Primus XP and Everest 29 Primus / Everest 29 Primus XP	58.30
33-225	Sargent & Yale, Everest Primus UL437/Everest Primus XP UL437 & Everest 29 Primus UL437/ Everest 29 Primus XP UL437	81.40
33-138	Everest & Everest 29 Conventional	34.30
33-231	Sargent & Yale, Everest & Everest 29 Conventional	
33-232	Corbin Russwin CK4200, UT5200, Everest & Everest 29 Conventional	
33-233	Mail box 20-030 Everest & Everest 29 Conventional	
33-234	Mail box 20-033, 20-066, 20-067, 20-069 Everest & Everest 29 Conventional	46.00
33-235	Everest & Everest 29 hotel function	
33-616	Mail box 20-033, 20-066, 20-067, 20-069 Classic Conventional	34.40
33-806	Mail box 20-030 Classic Conventional	
Notes:	Specify finish: 606 (430 for F-Series Knobs & Levers) and 626 (429 for F-Series Knobs & Levers).	
	* These plugs are pre-drilled for lost ball construction keying (33-005 is pre-drilled in C keyway only).	

Modular Cylinders Plugs-Key In lever/ Knob		
Part Number	Description	Price Each
33-137	6 Pins, Plug, Classic	\$32.50
33-138	6 Pins, Plug, Everest	34.30
33-136	6 Pins, Plug, Classic Primus / Primus XP	60.70
33-119	6 Pins, Plug, Everest Primus / Primus XP	60.70

Plugs, Full Size Interchangeable Core		
Part Number	Description	Price Each
33-058*	Classic Conventional	\$35.50
33-133	Everest & Everest 29 Conventional hotel function	
33-139	Everest Primus / Everest Primus XP and Everest 29 Primus / Everest 29 Primus XP	61.20
33-160	Classic Primus / Classic Primus XP	
33-236	Everest & Everest 29 Conventional	48.40
Notes:	Specify 606 or 626 finish.	
	IC cap pins and cap pin springs must be ordered separately.	
	*For L-Series Classic hotel cylinders, specify "warded."	

Key in Lever/ knob -Modular Cylinders Type

Part Number	Description	Price Each
A508-653	6 Pin, Body & Cover, Classic/Classic, Everest, Everest 29	\$23.50
A508-655	6 Pin, Body & Cover, Primus/Primus XP	47.90

Back Housings-Modular Cylinder

Part Number	Description	Price Each
B520-721	Back Housing, Mortise 1-1/8"	\$7.10
B520-722	Back Housing, Mortise 1-1/4"	7.10
B520-723	Back Housing, Mortise 1-3/8"	7.10
B520-724	Back Housing, Mortise 1-1/2"	28.40
B520-725	Back Housing, Mortise 1-5/8"	28.40
B520-726	Back Housing, Mortise 1-3/4"	28.40
B520-727	Back Housing, Rim	7.10
K110-480 316	Front housing 643e finish	7.10
K110-480 605	Front housing 605 finish	7.10
K110-480 606	Front housing 606 finish	7.10
K110-480 609	Front housing 609 finish	7.10
K110-480 612	Front housing 612 finish	7.10
K110-480 613	Front housing 613 finish	9.50
K110-480 619	Front housing 619 finish	7.10
K110-480 625	Front housing 625 finish	7.10
K110-480 626	Front housing 626 finish	4.80
K110-480 629	Front housing 629 finish	7.10
K110-480 630	Front housing 630 finish	7.10
		Order in Multiples of 100
B520-690	Screw, Cam , 5-40 X 1/2" (for modular cylinders length 11/8" & 11/4")	0.16
B520-691	Screw, Cam , 5-40 X 3/4" (for modular cylinders length 13/8" & 11/2")	0.36
B520-692	Screw, Cam , 5-40 X 1" (for modular cylinders length 15/8" & 13/4")	0.46
B520-693	Modular cylinder housings screws, 8-32 X 7/8"	1.30
B590-298	Plug extension 1-3/8", 1-1/2"	2.10
B590-299	Plug extension 1-5/8", 1-3/4"	2.10

Ordering
Shaded prices are
specified in unit
quantities
(per piece) and must
be ordered in multiples.
 Example:
 Order 100 B520-690,
 Receive 1 bag of 100
 cam screws. Price = \$16.00

Shells, Key-in-Knob/Lever, Deadlock and Mail Box		
Part Number	Description	Price Each
A100-049	Sargent 8 Line Everest & Everest 29 Conventional	\$29.30
A100-050	Sargent 6 Line Everest & Everest 29 Conventional	
A100-051	Mail box 20-033, 20-066, 20-067, 20-069 Everest & Everest 29 Conventional	
C203-726	Corbin Russwin CK4200, UT5200 Everest & Everest 29 Conventional	
A508-655	6-Pin, Body & Cover, Primus / Primus XP	52.10
A201-690	Corbin Russwin CK4200, UT5200 Primus / Primus XP	50.90
A201-691	Corbin Russwin CK4200, UT5200 Classic Conventional	25.40
A508-653	Everest and mail box 20-030 Everest & Everest 29 Conventional	
A201-848	5-Pin Classic (except F-Series Knobs & Levers)	
A508-653	6-Pin Classic and mail box 20-030 Classic Conventional	
A100-045	Sargent 8 Line Classic Conventional	
A100-046	Sargent vertical Conventional	
A100-047	Sargent 8 Line Primus® / Primus XP	52.10
A100-048	Sargent vertical Primus / Primus XP	29.30
C203-726	Mail box 20-033, 20-066, 20-067, 20-069 Classic Conventional	

Shells, Interchangeable Core			
Part Number	Specify Finish	Description	Price Each
B220-006	·	Everest & Everest 29 Conventional	\$29.30
B220-117	·	Everest & Everest 29 hotel function, Schlage logo	
B220-280	·	Primus / Primus XP	59.80
B220-282	·	6-Pin Classic Conventional (except hotel function)	29.30
B220-284	·	Classic hotel function, Schlage logo	
Note:		Finishes: 606 and 626 only.	

Modular cylinders Mortise and Rim cylinders components & Service Kits		
Part Number	Description	Price Each
09-992	Service kit- Back Housing for 1 1/8" length Back Housing B520-721 Mortise 1 1/8", 2 Housing screws B520-693, cam screw B520-690 Order front housing and cam separately	\$7.20
09-993	Service kit-Back Housing for 1 1/4" length B520-722 Mortise 1 1/4", 2 Housing screws B520-693, cam screw B520-690 Order front housing and cam separately	8.30
09-994	Service kit -back housing for 1 3/8" length B520-723 Back Housing Mortise 1 3/8", plug extension B590-298, cam screw B520-691, 2 housing screws B520-693. Order front housing and cam separately	13.10
09-995	Service kit- back housing for 1 1/2" length Back Housing, B520-724 Mortise 1 1/2", 2 Housing screws B520-693, plug extension B590-298, cam screw B520-691. Order front housing and cam separately	34.30
09-996	Service kit- back housing for 1 5/8" length Back Housing, B520-725 Mortise 1 5/8", 2 Housing screws B520-693, plug extension B590-299, cam screw B520-692. Order front housing and cam separately	34.30
09-997	Service kit-back housing for 1 3/4" length Back Housing, B520-726 Mortise 1 3/4", 2 Housing screws B520-693, plug extension B590-299, cam screw B520-692. Order front housing and cam separately	34.30
09-998	Service kit-back housing Rim Cyl Back Housing Rim B520-727, housing screws B520-693, Tail piece B502-899, Driver B502-310, back plate & screws B202-328. Order front housing and cam separately	17.10
Note:		Finishes: 605, 606, 609, 612, 613, 625 and 626.

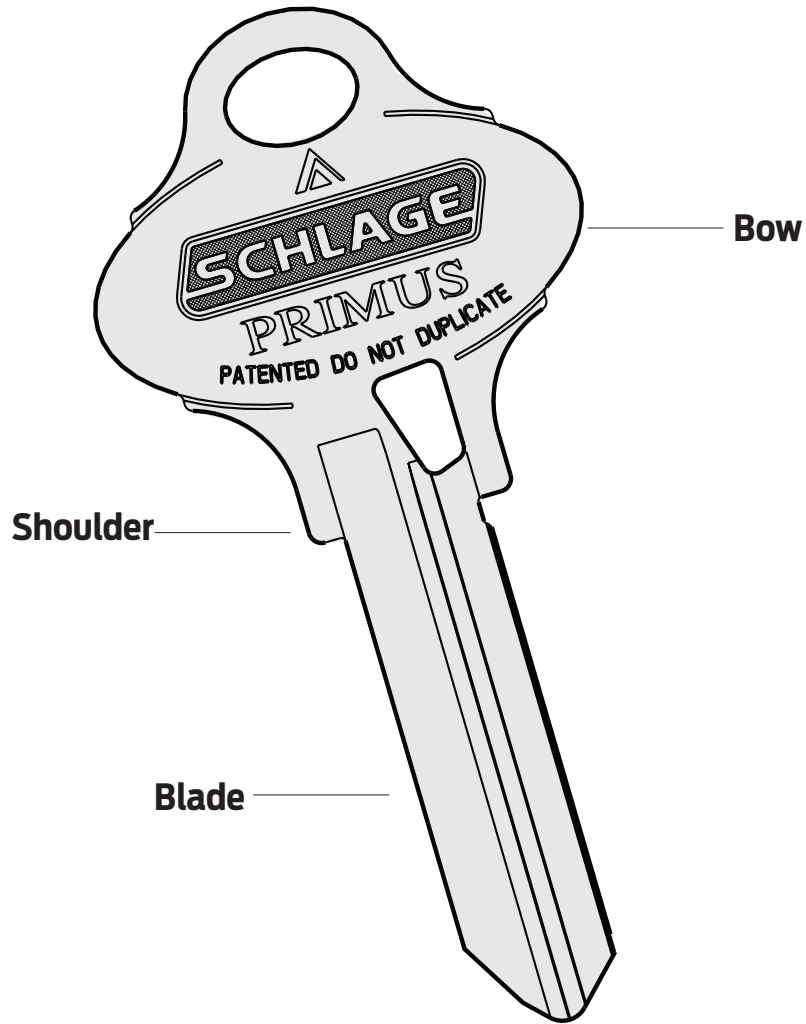
CYLINDERS / KEYS / AUXILIARY

CYL-56

Keys

CL-Series

KEYS



KEYS

Ordering Procedures

To order Schlage products, descriptive data should be in the same sequence as shown below.

Line Item	Qty	Product	Outside		Inside		Hand	Latch	Strike	Dr Thk	Ext	DIM	Additional Details
			DES	FIN	DES	FIN							
1	100	35-272 S123											

Line Item: Line item number

Qty: Quantity

Product: Product number + keyway

Outside Des: Not Applicable

Outside Fin: Not Applicable

Inside Des: Not Applicable

Inside Fin: Not Applicable

Hand: Not Applicable

Latch: Not Applicable

Strike: Not Applicable

Dr Thk: Not Applicable

Ext: Not Applicable

Dim: Not Applicable

Additional

Details: Primus XP #, Everest 29 Facility Code, Locksmith ID#, Additional stamping instructions

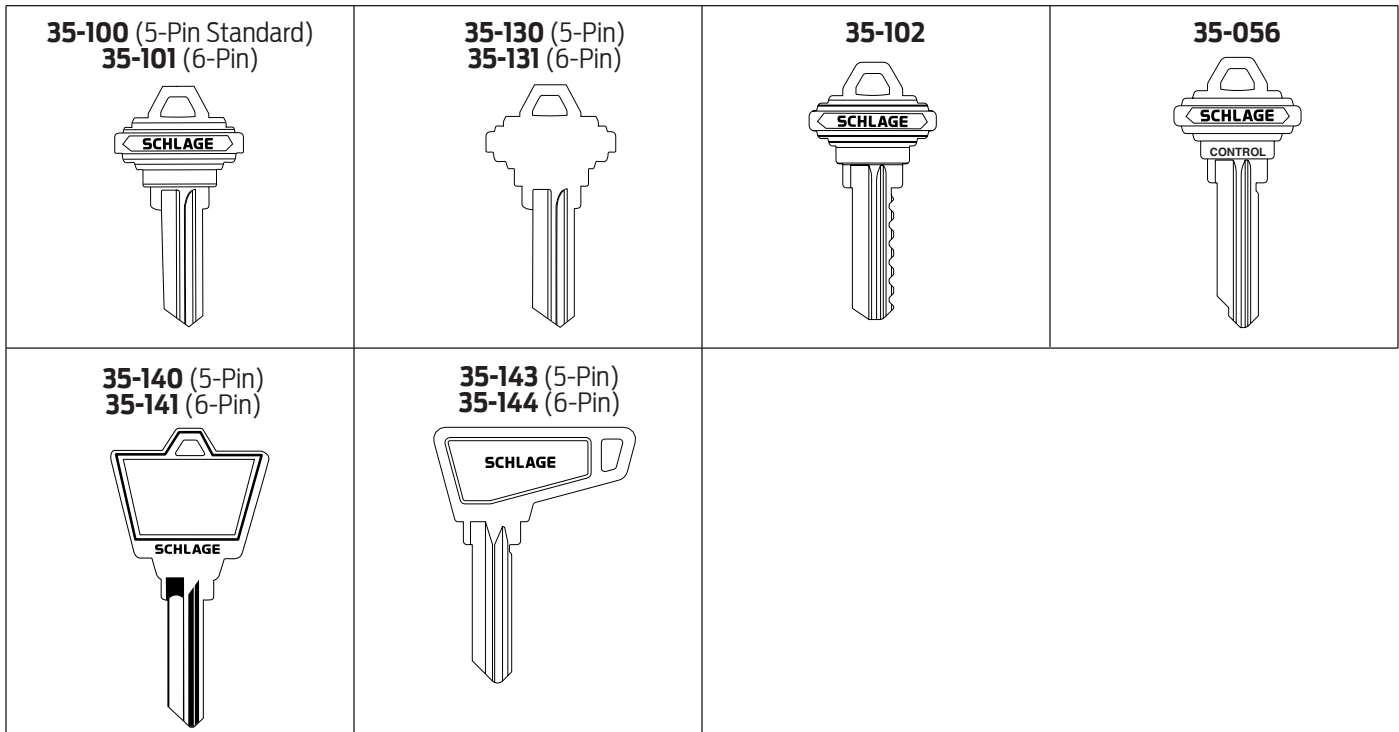
Common Pricing Information

1. Cut keys ordered with locks are priced according to appropriate extra cut key charge listed on page Keys-26.
2. Grand master sections L, LP (Primus) and Y are supplied in stainless steel only and are recommended to be cut at the factory only.
3. Stamping standards and charges are listed on page Keys-18.
4. Keying services and associated charges are listed on page Keys-22.
5. All primus Level 1+ and 7 key orders must contain the locksmith ID.
6. All restricted key orders are subject to the restricted keyway sales policies are listed in Terms & Conditions.

Table of Contents

Keys Ordered Separately	Keys-4
Classic Conventional Key Blanks	Keys-4
Classic Conventional Cut Keys	Keys-5
Everest® Full Size Conventional Key Blanks and Cut Keys	Keys-6
Everest® Small Format IC Key Blanks and Cut Keys	Keys-7
Key Blanks, Best® Key Sections	Keys-7
Everest 29™ Full Size Conventional Key Blanks and Cut Keys	Keys-8
Everest 29™ Small Format IC Key Blanks and Cut Keys	Keys-9
Classic Primus® Key Blanks, Cut Keys and I.D. Cards	Keys-10
Classic Primus® XP Key Blanks, Cut Keys and I.D. Cards	Keys-11
Everest® Primus® Key Blanks, Cut Keys and I.D. Cards	Keys-12
Everest® Primus® XP Key Blanks, Cut Keys and I.D. Cards	Keys-13
Split Key Construction Keys	Keys-14
Special Keys	Keys-16
Presentation Keys	Keys-17
Key Stamping	Keys-18
Cylinder Stamping	Keys-19
Construction Core Program	Keys-21
Full Size Construction Core Program	Keys-21
Small Format Construction Core Program	Keys-21
Keying Charges	Keys-22
Contract Master Keying	Keys-22
Contract Construction Keying (CK)/Split Key Construction Keying	Keys-22
Other Keying (Non-Master Keyed)	Keys-22
Residential Master Keying (RMK) and/or Residential Construction Keying (RCK)	Keys-23
Bitting Lists (Transcripts)	Keys-24
KSC Generic Key Charts	Keys-24
Keys Ordered with Locks or Cylinders	Keys-25
Pack Change Keys Independently (PKI)	Keys-25
QuicKey Program	Keys-27
QuicKey Product Availability and Order Requirements- Full Size Key Blanks	Keys-27
QuicKey Product Availability and Order Requirements-SFIC Keys and Cores	Keys-28
SITEMASTER 200®	Keys-29
Key System Management Software	Keys-29
How To Order	Forms & Examples
Quick Key order form	Keys-31
Letter of Authorization	Keys-33
Primus order check list	Keys-34
Master keyed order form and example	Keys-35-36
Master key system system summary	Keys-39
Primus face sheet	Keys-47
Primus Signature Form	Keys-49

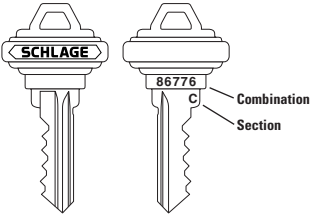
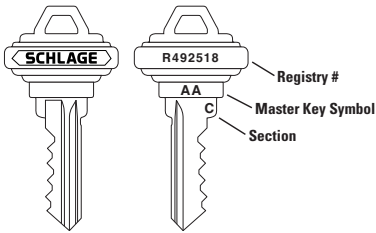
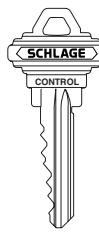
Cylinders: Schlage Cylinder and Keyway Terminology.



Classic Conventional Key Blanks

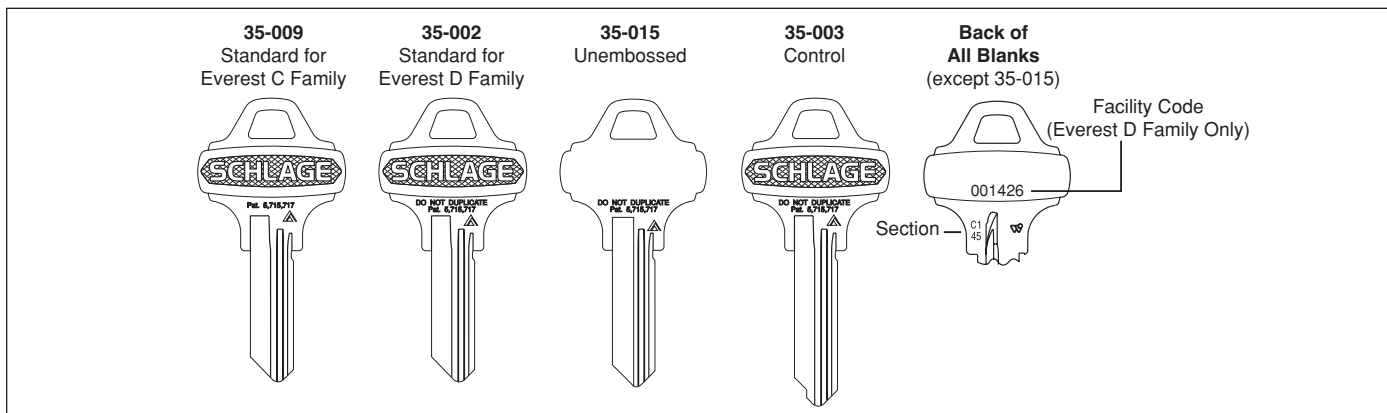
Part Number	Description	Price Each	
		Standard Sections	Restricted Sections
Standard Bow			
35-100	5-Pin	Standard bow, embossed both sides	
35-130		Standard bow, unembossed both sides	
35-101	6-Pin	Standard bow, embossed both sides	
35-131		Standard bow, unembossed both sides	
35-102	Emergency	Standard bow, embossed both sides, notched for all ward positions	
35-056	Control	Standard bow, embossed both sides	
35-076		Standard bow, unembossed both sides	
35-077		Hotel Function, embossed both sides	
35-079		Hotel Function, unembossed both sides	
Large Bow			
35-140	5-Pin	Large bow, embossed both sides	
35-141	6-Pin		
Access Bow			
35-143*	5-Pin	Access bow, embossed both sides	
35-144**	6-Pin		
Note:	Large bow custom logo keys are available as key blanks only. Cut keys are not available.		
	* Available with C, CE, E, and F key sections only.		
	** Available with all sections except L and Y.		

Keys Ordered Separately - KEYS & KEYING

<p>48-100 (5-Pin) 48-101 (6-Pin)</p> 	<p>49-100 (5-Pin) 49-101 (6-Pin)</p> 	<p>48-056 49-056</p> 
<p>Standard markings unless otherwise specified. See page Keys-18 for additional key stamping information.</p>		

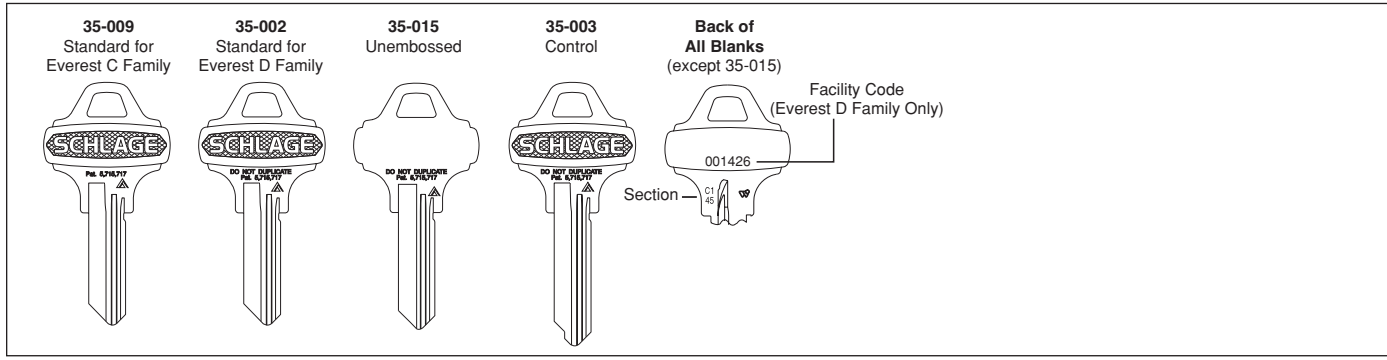
Classic Conventional Cut Keys			Price Each		
Part Number	Description	Standard Sections	Restricted Sections		
Standard Bow					
48-100	5-Pin	\$5.70	\$13.00	Standard bow, embossed both sides	
48-101	6-Pin				
48-130	5-Pin	-		Standard bow, unembossed both sides	
48-131	6-Pin				
48-102	Emergency	13.00	13.00	Standard bow, embossed both sides, notched for all ward positions	
48-056	Control	13.00		Standard bow, embossed both sides	
48-076				Standard bow, unembossed both sides	
48-077				Hotel Function, embossed both sides	
48-079				Hotel Function, unembossed both sides	
Large Bow					
48-140	5-Pin	8.20		-	
48-141	6-Pin				
Access Bow					
48-143*	5-Pin	8.20		-	
48-144**	6-Pin				
<p>* Available with C, CE, E, and F key sections only. ** Available with all sections except L and Y.</p>					

Classic Conventional Master Keys			Price Each		
Part Number	Description	Standard Sections	Restricted Sections		
Standard Bow					
49-100	5-Pin	9.90		Standard bow, embossed both sides	
49-101	6-Pin				
49-130	5-Pin				
49-131	6-Pin				
49-102	Emergency	13.00		Standard bow, embossed both sides, notched for all ward positions	
49-056	Control			Standard bow, embossed both sides	
49-076		Standard bow, unembossed both sides			
49-077	Control	13.00		Hotel Function, embossed both sides	
49-079				Hotel Function, unembossed both sides	
Large Bow					
49-140	5-Pin	13.40		Large bow, embossed both sides	
49-141	6-Pin				
Access Bow					
49-143*	5-Pin	13.40		Access bow, embossed both sides	
49-144**	6-Pin				



Full Size Everest Conventional Key Blanks			
Description	Part Number	C Family Open Sections	D Family Restricted Sections
Standard embossed key	35-009	Order in multiples of 50	
DO NOT DUPLICATE embossed key	35-002	\$2.80	—
DO NOT DUPLICATE unembossed key	35-015		\$5.80
Control key, DND embossed	35-003	4.60	5.80
Control key, DND, hotel function	35-016		
Emergency key blank, DND	35-007	4.80	5.80

Note: 1) See page **Keys-12** for key stamping options.



Full Size Everest Conventional Cut Keys			
Description	Part Number	C Family Open Sections	D Family Restricted Sections
Standard key	48-009	\$7.30	—
DO NOT DUPLICATE key	48-002		\$13.00
DO NOT DUPLICATE key, unembossed	48-015		
Set-up key	48-013	13.00	—
Master key	49-009		
Master key, DO NOT DUPLICATE	49-002		
Master key, DO NOT DUPLICATE, unembossed	49-015		
Control key DND std., non-factory system	48-003		
Control key DND std., factory system	49-003		
Control key DND, hotel function, non-factory	48-016		
Control key DND, hotel function, factory sys.	49-016		
Emergency key DND, non-factory system	48-007		
Emergency key DND, factory system	49-007		

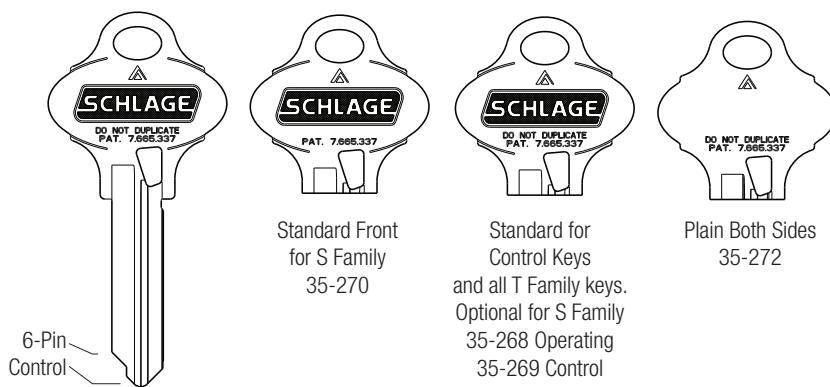
<p>35-401 Key Blanks</p>	<p>48-401 Operating Keys</p>	<p>49-356 Control Keys</p>	<p>49-401 Master Keys</p>
-------------------------------------	---	---------------------------------------	--------------------------------------

Standard markings unless otherwise specified. See page **Keys-18** for additional key stamping information.

Small Format Interchangeable Core Keys, Everest Restricted Key Sections		
Part Number	Description	Price Each
Key Blanks		
35-401	Embossed key blank (control and operating)	Order in multiples of 50
35-021	Unembossed key blank (control and operating)	
Cut Keys		
48-401	Embossed operating key	10.60
48-021	Unembossed operating key	
49-401	Embossed master key	11.00
49-021	Unembossed master key	
49-356	Embossed control key	
49-022	Unembossed control key	

35-310
Key Blanks

Key Blanks, Best® Key Sections		
Part Number	Description	Price Each
35-310	Key blank, 6 or 7-pin	Order in multiples of 50 \$2.50
	Specify keyway using B suffix: AB = A, BB=B, CB=C, DB = D, DDB=DD, EB = E, FB = F, GB = G, HB = H, JB = J, KB = K, LB = L, NB=N, MB = M, RB=R, TBB=TB, TBD=TD, QB=Q.	
Notes:		Key stamping not available on 35-310 key blanks.



Standard Front for S Family 35-270

Standard for Control Keys and all T Family keys. Optional for S Family 35-268 Operating 35-269 Control

Plain Both Sides 35-272

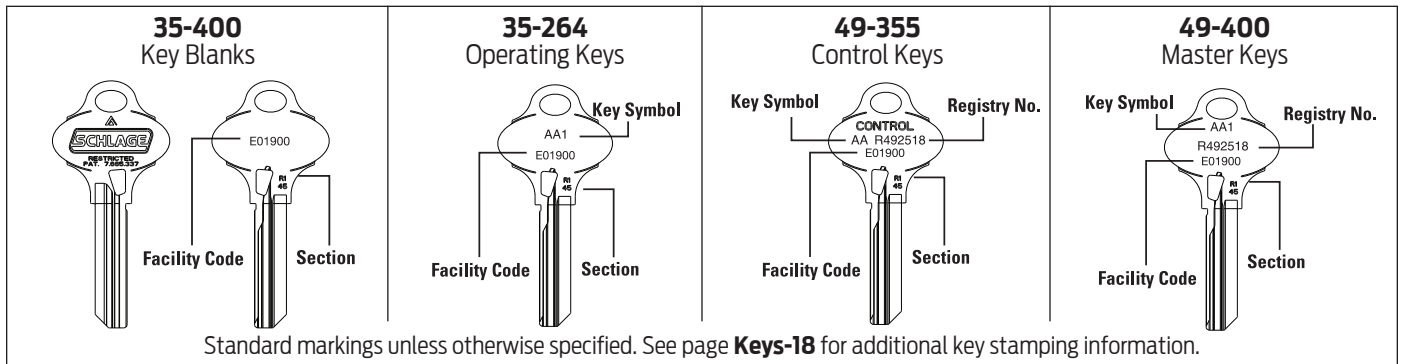
Standard markings unless otherwise specified. See **Keys-18** for additional key stamping information.

Full Size Everest 29™ Conventional Key Blanks

Description	Part Number	S Family Open Sections	T Family Restricted Sections
Standard embossed key	35-270	Order in multiples of 50	
DO NOT DUPLICATE embossed key	35-268	\$2.80	—
DO NOT DUPLICATE unembossed key	35-272		\$5.80
Control key, DND embossed	35-269	4.60	5.80
Control key, DND, hotel function	35-267		
Emergency key blank, DND	35-271	4.80	5.80

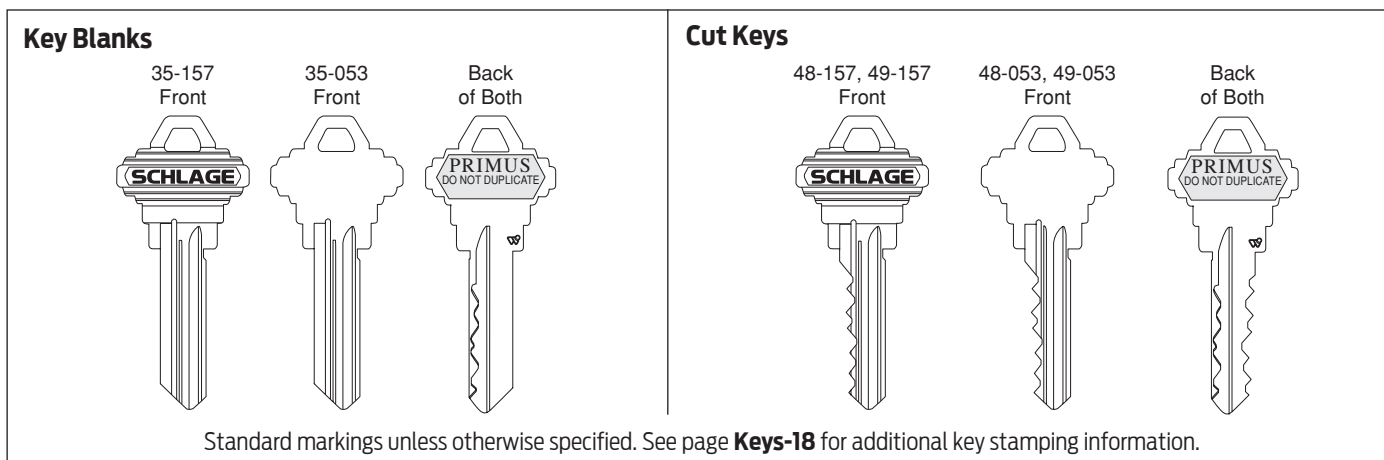
Full Size Everest 29 Conventional Cut Keys

Description	Part Number	S Family Open Sections	T Family Restricted Sections
Standard key	48-270	\$7.30	—
DO NOT DUPLICATE key	48-268		\$13.50
DO NOT DUPLICATE key, unembossed	48-272		
Set-up key	48-013	13.50	—
Master key	49-270		13.50
Master key, DO NOT DUPLICATE	49-268		
Master key, DO NOT DUPLICATE, unembossed	49-272		
Control key DND std., non-factory system	48-269		
Control key DND std., factory system	49-269		
Control key DND, hotel function, non-factory	48-267		
Control key DND, hotel function, factory system	49-267		
Emergency key DND, non-factory system	48-271		
Emergency key DND, factory system	49-271		



**Small Format Interchangeable Core
Keys, Everest 29 Restricted Key Sections**

Part Number	Description	Price Each
Key Blanks		
35-400	Embossed key blank (control and operating)	Order in multiples of 50 \$5.80
35-264	Unembossed key blank (control and operating)	
Cut Keys		
48-400	Embossed operating key	12.50
48-264	Unembossed operating key	
49-400	Embossed master key	13.10
49-264	Unembossed master key	
49-355	Embossed control key	
49-000	Unembossed control key	



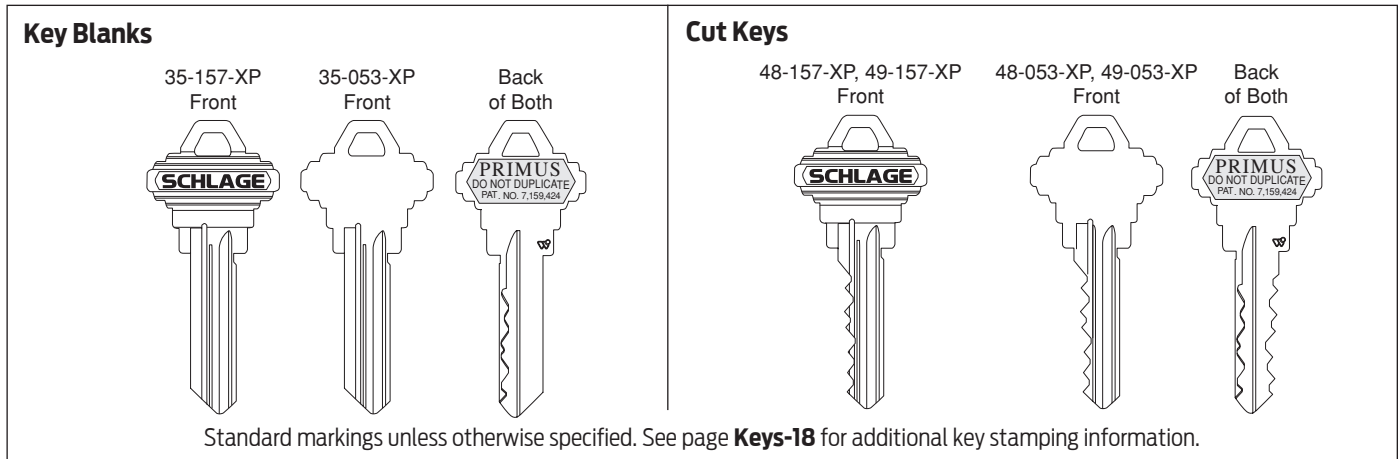
Standard markings unless otherwise specified. See page **Keys-18** for additional key stamping information.

Classic Primus Key Blanks and Cut Keys

Part Number	Description	Price Each
Key Blanks		Order in multiples of 50 \$6.70
35-157	Standard bow, embossed both sides	
35-053	Standard bow, unembossed one side, "PRIMUS" logo on one side	11.00
35-116	Large bow, embossed both sides	
35-115	Access bow, embossed both sides	
35-158	Control key, standard bow, embossed both sides	
35-052	Control key, standard bow, unembossed one side, "PRIMUS" logo on one side	
35-159	Lockout key, standard bow, embossed both sides	10.50
Cut Keys		16.50
48-157	Standard bow, embossed both sides	
48-053	Standard bow, unembossed one side, "PRIMUS" logo on one side	63.20
48-171	Standard bow, stainless steel LP section key	
48-116	Large bow, embossed both sides	
48-115	Access bow, embossed both sides	21.10
48-158	Control key, standard bow, embossed both sides	
48-052	Control key, standard bow, unembossed one side, "PRIMUS" logo on one side	16.10
48-172	Control key, stainless steel LP section control key	
48-159	Lockout key, standard bow, embossed both sides	72.70
Master Keys		16.50
49-157	Standard bow, embossed both sides	
49-053	Standard bow, unembossed one side, "PRIMUS" logo on one side	63.20
49-171	Standard bow, stainless steel LP section key	
49-116	Large bow, embossed both sides	
49-115	Access bow, embossed both sides	21.10
49-158	Control key, standard bow, embossed both sides	
49-052	Control key, standard bow, unembossed one side, "PRIMUS" logo on one side	16.50
49-172	Control key, stainless steel LP section control key	
49-172	Control key, stainless steel LP section control key	72.70

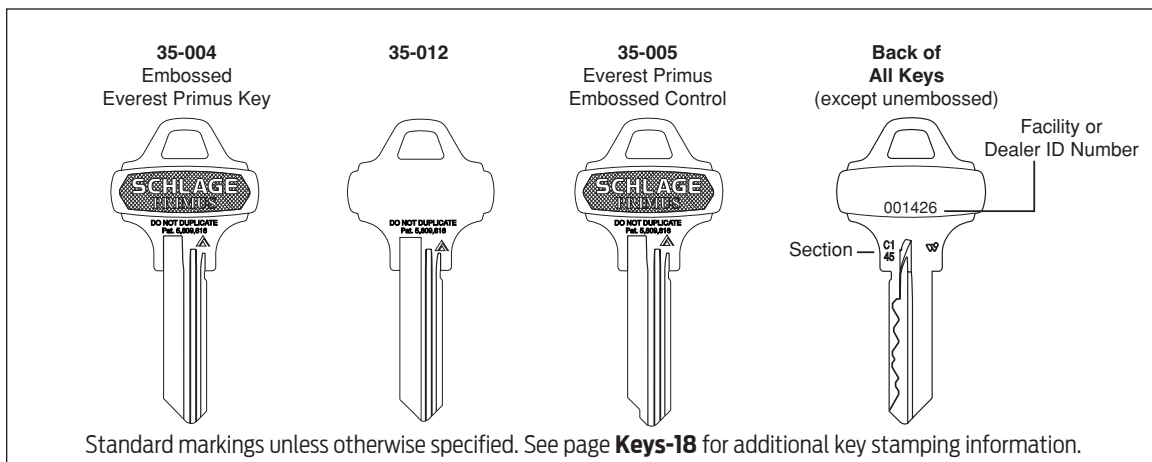
Classic Primus I.D. Cards

Part Number	Level	Price Each
40-061	1	Order in multiples of 50
40-065	1 Plus	
40-062	2	\$2.90



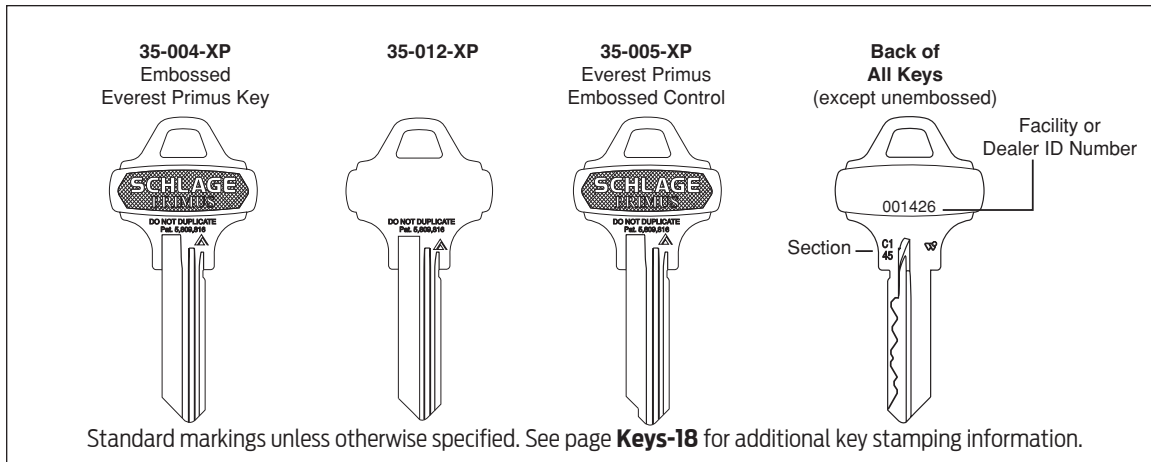
Classic Primus XP Key Blanks and Cut Keys		
Part Number	Description	Price Each
Key Blanks		
35-157-XP	Standard bow, embossed both sides	Order in multiples of 50 \$6.70
35-053-XP	Standard bow, unembossed one side, "PRIMUS" logo on one side	
35-116-XP	Large bow, embossed both sides	11.00
35-115-XP	Access bow, embossed both sides	10.50
35-158-XP	Control key, standard bow, embossed both sides	
35-052-XP	Control key, standard bow, unembossed one side, "PRIMUS" logo on one side	
35-159-XP	Lockout key, standard bow, embossed both sides	10.50
Cut Keys		
48-157-XP	Standard bow, embossed both sides	16.50
48-053-XP	Standard bow, unembossed one side, "PRIMUS" logo on one side	
48-171-XP	Standard bow, stainless steel LP section key	63.20
48-116-XP	Large bow, embossed both sides	21.10
48-115-XP	Access bow, embossed both sides	
48-158-XP	Control key, standard bow, embossed both sides	16.10
48-052-XP	Control key, standard bow, unembossed one side, "PRIMUS" logo on one side	
48-172-XP	Control key, stainless steel LP section control key	72.70
48-159-XP	Lockout key, standard bow, embossed both sides	16.50
Master Keys		
49-157-XP	Standard bow, embossed both sides	16.50
49-053-XP	Standard bow, unembossed one side, "PRIMUS" logo on one side	
49-171-XP	Standard bow, stainless steel LP section key	63.20
49-116-XP	Large bow, embossed both sides	21.10
49-115-XP	Access bow, embossed both sides	
49-158-XP	Control key, standard bow, embossed both sides	16.50
49-052-XP	Control key, standard bow, unembossed one side, "PRIMUS" logo on one side	
49-172-XP	Control key, stainless steel LP section control key	72.70

Classic Primus I.D. Cards		
Part Number	Level	Price Each
40-061-XP	1	Order in multiples of 50 \$2.90
40-065-XP	1 Plus	
40-062-XP	2	



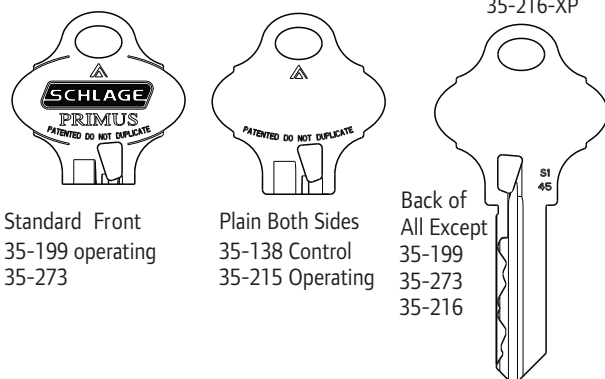
Everest Primus Key Blanks and Cut Keys			
Part Number	Description		Price Each
Key Blanks			Order in multiples of 50
35-004	6-Pin	Standard bow, embossed one side	\$6.80
35-012		Standard bow, unembossed	
35-005	Control	Control key, standard bow, embossed one side	10.70
35-013		Control key, standard bow, unembossed	
35-006	Lockout	Lockout key, standard bow, embossed one side	
35-019		Lockout key, standard bow, unembossed	
Cut Keys			
48-004	6-Pin	Standard bow, embossed one side	16.50
48-012		Standard bow, unembossed	
48-005	Control	Control key, standard bow, embossed one side	
48-020		Control key, standard bow, unembossed	
48-006	Lockout	Lockout key, standard bow, embossed one side	
48-019		Lockout key, standard bow, unembossed	
Master Keys			
49-004	6-Pin	Standard bow, embossed one side	16.50
49-012		Standard bow, unembossed	
49-005	Control	Control key, standard bow, embossed one side	
49-020		Control key, standard bow, unembossed	

Everest Primus I.D. Cards		
Part Number	Level	Price Each
40-060	7 or 8	Order in multiples of 50 \$3.40



Everest Primus XP Key Blanks and Cut Keys			Price Each
Part Number	Description		
Key Blanks			Order in multiples of 50
35-004-XP	6-Pin	Standard bow, embossed one side	\$6.80
35-012-XP		Standard bow, unembossed	
35-005-XP	Control	Control key, standard bow, embossed one side	\$10.70
35-013-XP		Control key, standard bow, unembossed	
35-006-XP	Lockout	Lockout key, standard bow, embossed one side	
35-019-XP		Lockout key, standard bow, unembossed	
Cut Keys			
48-004-XP	6-Pin	Standard bow, embossed one side	\$16.50
48-012-XP		Standard bow, unembossed	
48-005-XP	Control	Control key, standard bow, embossed one side	
48-020-XP		Control key, standard bow, unembossed	
48-006-XP	Lockout	Lockout key, standard bow, embossed one side	
48-019-XP		Lockout key, standard bow, unembossed	
Master Keys			
49-004-XP	6-Pin	Standard bow, embossed one side	\$16.50
49-012-XP		Standard bow, unembossed	
49-005-XP	Control	Control key, standard bow, embossed one side	
49-020-XP		Control key, standard bow, unembossed	

Everest Primus XP I.D. Cards		
Part Number	Level	Price Each
40-060-XP	7 or 8	Order in multiples of 50 \$3.40



Standard Front
35-199 operating
35-273

Plain Both Sides
35-138 Control
35-215 Operating

Back of
All Except
35-199
35-273
35-216

Standard markings unless otherwise specified. See page **Keys-18** for additional key stamping information.


Everest 29 Primus Key Blanks and Cut Keys

Part Number	Description		Price Each
Key Blanks			Order in multiples of 50
35-199	6-Pin	Standard bow, embossed one side	\$7.00
35-215		Standard bow, unembossed	
35-273	Control	Control key, standard bow, embossed one side	11.20
35-138		Control key, standard bow, unembossed	
35-216	Lockout	Lockout key, standard bow, embossed one side	
35-218		Lockout key, standard bow, unembossed	
Cut Keys			
48-199	6-Pin	Standard bow, embossed one side	17.30
48-215		Standard bow, unembossed	
48-273	Control	Control key, standard bow, embossed one side	
48-014		Control key, standard bow, unembossed	
48-216	Lockout	Lockout key, standard bow, embossed one side	
48-218		Lockout key, standard bow, unembossed	
Master Keys			
49-199	6-Pin	Standard bow, embossed one side	17.30
49-215		Standard bow, unembossed	
49-273	Control	Control key, standard bow, embossed one side	
49-023		Control key, standard bow, unembossed	

Everest 29 Primus I.D. Cards

Part Number	Level	Price Each
40-060	7 or 8	Order in multiples of 50 \$3.40

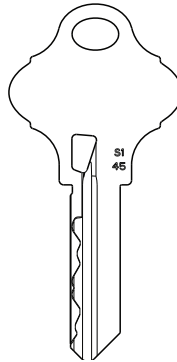
Standard Front
35-199-XP Operating
35-273-XP



Plain Both Sides
35-138-XP Control
35-215-XP Operating



Back of All Except
35-199-XP
35-273-XP
35-216-XP



Standard markings unless otherwise specified. See page **Keys-18** for additional key stamping information.

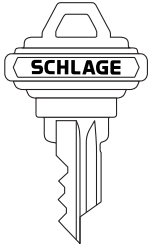


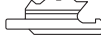

Everest 29 Primus XP Key Blanks and Cut Keys			Price Each
Part Number	Description		
Key Blanks			Order in multiples of 50
35-199-XP	6-Pin	Standard bow, embossed one side	\$7.00
35-215-XP		Standard bow, unembossed	
35-273-XP	Control	Control key, standard bow, embossed one side	11.20
35-138-XP		Control key, standard bow, unembossed	
35-216-XP	Lockout	Lockout key, standard bow, embossed one side	
35-218-XP		Lockout key, standard bow, unembossed	
Cut Keys			
48-199-XP	6-Pin	Standard bow, embossed one side	\$17.30
48-215-XP		Standard bow, unembossed	
48-273-XP	Control	Control key, standard bow, embossed one side	
48-014-XP		Control key, standard bow, unembossed	
48-216-XP	Lockout	Lockout key, standard bow, embossed one side	
48-218-XP		Lockout key, standard bow, unembossed	
Master Keys			
49-199-XP	6-Pin	Standard bow, embossed one side	\$17.30
49-215-XP		Standard bow, unembossed	
49-273-XP	Control	Control key, standard bow, embossed one side	
49-023-XP		Control key, standard bow, unembossed	

Cylinders



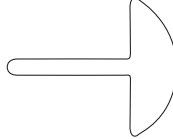
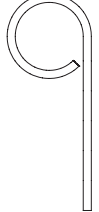
KEYS-15

CL-Series


Everest 29 Primus XP I.D. Cards		
Part Number	Level	Price Each
40-060-XP	7 or 8	Order in multiples of 50 \$3.40

Classic 35-104 Key Blank 48-104 Cut Key 	Everest® 35-008 Key Blank 48-008 Cut Key 	Standard 35-110 Classic Blank 48-113 Classic Cut 35-000 Everest Blank 48-000 Everest Cut 	Hotel Cylindrical 35-111 Classic Blank 48-114 Classic Cut 35-001 Everest Blank 48-001 Everest Cut 
35-057 			

Split Key Construction Keys				
Description	Part Number			Price Each
	Classic	Everest	Everest 29	
Key Blanks				
Construction key, standard bow, embossed	35-104	35-008	35-097	\$5.30
Construction insert	35-110	35-000	35-096	7.40
Construction insert, A85, AL85, D85, ND85, or HI85 function	35-111	35-001	35-039	
Extractor tool	35-057			18.00
Cut Keys				
Construction key, standard bow, embossed	48-104	48-008	48-097	5.30
Construction insert	48-113	48-000	48-096	7.40
Construction insert, A85, AL85, D85, ND85, or HI85 function	48-114	48-001	48-039	
Notes:	Split key construction keys are NOT available for interchangeable core cylinders.			
	Split key construction keys are ONLY available in L, Y, 0000 and ZZZZ Classic sections and C000 and D000 Everest sections.			

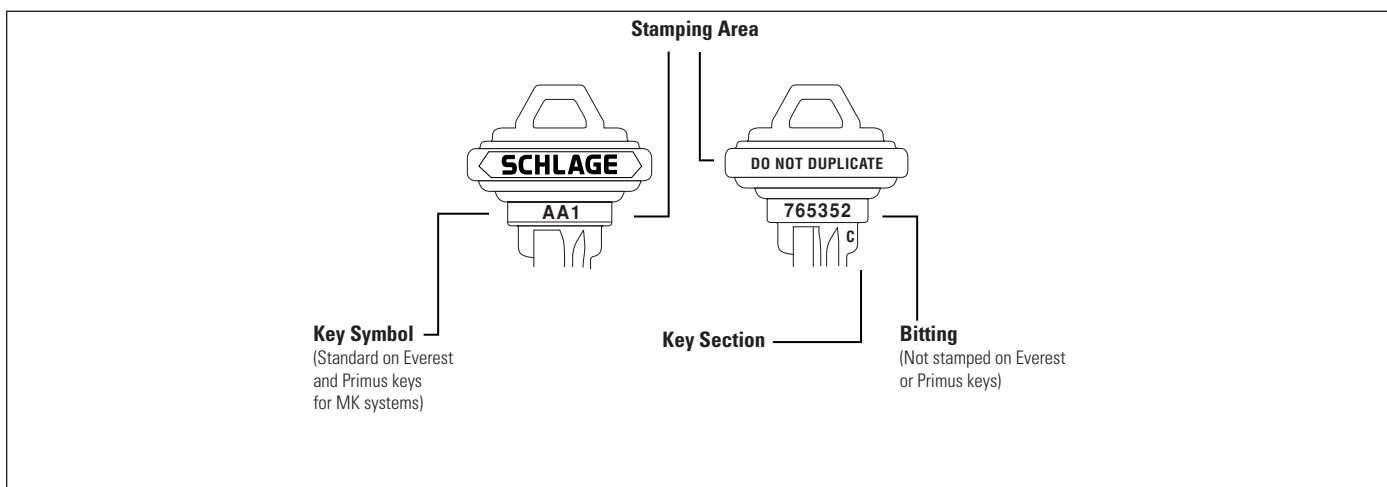
35-250 	35-251 	L583-233-458 	M504-271 
--	--	---	--

Special Keys		
Part Number	Description	Price Each
35-250	Emergency key, A40, AL40, or D40 function	\$4.20
35-251	Spanner key, A85, AL85, D85, ND85, or HI85 function	
L583-233-458	Emergency turn, L9040 function	15.30
M504-271	Emergency key, F40 or S40 function	1.40
61-509	Emergency release key standard size, for occupancy deadbolts (Includes one key, ring, and instruction tag.)	8.70
61-510	Emergency release key large, for occupancy deadbolts (Includes one key, ring, and instruction tag.)	16.80



Presentation Keys			Price Each
Part Number	Description		
Key Blanks			
35-223	5-Pin	Velvet case with 2 standard bow Classic gold plated blanks, embossed both sides	\$140.00
35-224	6-Pin		
35-227	5-Pin	Velvet case with 1 large bow Classic gold plated blank, embossed both sides	
35-228	6-Pin		
35-229	6-Pin	Velvet case with 1 Everest gold plated blank	
Cut Keys			
48-223	5-Pin	Velvet case with 2 standard bow Classic gold plated keys, embossed both sides	\$153.00
48-224	6-Pin		
48-227	5-Pin	Velvet case with 1 large bow Classic gold plated key, embossed both sides	
48-228	6-Pin		
48-229	6-Pin	Velvet case with 1 Everest gold plated key	
Master Keys			
49-223	5-Pin	Velvet case with 2 standard bow Classic gold plated keys, embossed both sides	\$166.00
49-224	6-Pin		
49-227	5-Pin	Velvet case with 1 large bow Classic gold plated key, embossed both sides	
49-228	6-Pin		
49-229	6-Pin	Velvet case with 1 Everest gold plated key	
Note:	Customized presentation keys require high-resolution logo file in "tiff" or "eps" format.		

KEYS & KEYING · Key Stamping



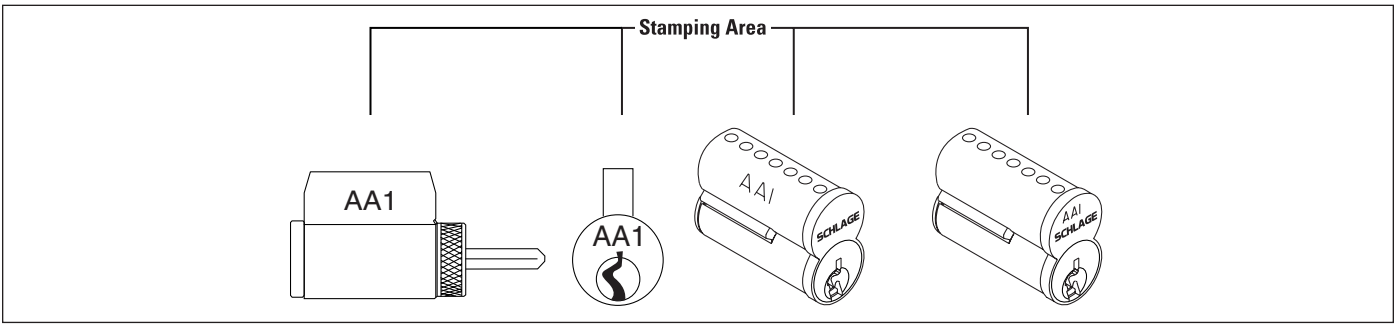
Key Stamping

Description	Notes	Key Type	Specify	Part Number	Price Each Key
Visual Key Control (VKC) with standard key symbols	1	Classic Conventional	Stamp key symbol on key	50-217	\$2.20
	1, 2	Everest & all Primus	(furnished as standard)	—	N/C
Non-standard code	1, 5, 8	All conventional & all Primus	Non-standard code	50-003	6.00 per side
DO NOT DUPLICATE		Classic Conventional	Stamp key "Do Not Duplicate"	XQ06-878	N/C
		Everest C or Everest 29 S Family Conventional	Use 35-002 blanks (C) or 35-268 (S)	—	
	3	Everest B or Everest 29 R Family Everest D, Everest 29 T Family, all Primus	(furnished as standard)	—	
Custom die stamp	4, 5	All Conventional & all Primus	Die Stamp Information	50-219	4.00 per side
Delete key section from bow		Classic & Everest Conventional, Everest Primus	Delete key section	50-220	4.00
		Classic Primus	(furnished as standard)	—	N/C
Bitting not stamped		Classic Conventional	Delete key combination	50-221	4.00
		Everest & all Primus	(furnished as standard)	—	N/C
Stamp bitting		Classic Conventional	(furnished as standard)	—	N/C
		6	Everest C or Everest 29 S Family Conventional	Stamp key bitting	50-233
Stamp with Serial Number	1, 7	All Conventional & all Primus	Stamp Key with Serial Number	50-229	2.30

- Notes:
- 1.) Maximum of 6 characters for VKC, Non Standard Code or Serial number stamping.
 - 2.) Specify "delete key symbol on key" if VKC is not required. Available at no charge.
 - 3.) Everest B and Everest 29 R Family keys are stamped "RESTRICTED".
 - 4.) Contact product support, new dies are subject to a one time charge that is quoted through RFQ process; all new dies remain the property of Schlage Lock Company.
 - 5.) Only available on unembossed keys.
 - 6.) Not available on Primus or Everest B and D or Everest 29 R and T Family keys or on keys with key symbols stamped (VKC).
 - 7.) Serial Number is a Straight Numerical Sequence.
 - 8.) Sequential stamping will be charged as non-standard code (example: AA1-1, AA1-2, etc.).

When ordered with a lock or cylinder, 50-XXX charges will be added as an option to the product when applicable. Stand alone 50-XXX Charges will be separate lines and priced separately.

Cylinder Stamping - KEYS & KEYING



CYLINDERS / KEYS / AUXILIARY

Cylinders

KEYS-19

CL-Series

Cylinder Stamping					
Description	Notes	Key Type	Specify	Part Number	Price Each
Visual Key Control (VKC) with standard key symbols or non standard codes	1	Classic Conventional, Everest C & D, Everest 29 S & T Conventional	Stamp key symbol or non-conventional code on face (VKC) or Cylinder or core.	50-002	\$5.50
		Everest B Family and Everest 29 R		—	N/C
Concealed Key Control (CKC) with standard key symbols or Non-standard codes	1	Classic Conventional, Everest C & D, Everest 29 S & T Conventional	Stamp key symbol or non-conventional code on side (CKC) of core	50-216	\$5.50
		Everest B Family and Everest 29 R		—	N/C
Note:		Maximum of 6 characters for VKC, Non Standard Code or Serial number stamping.			

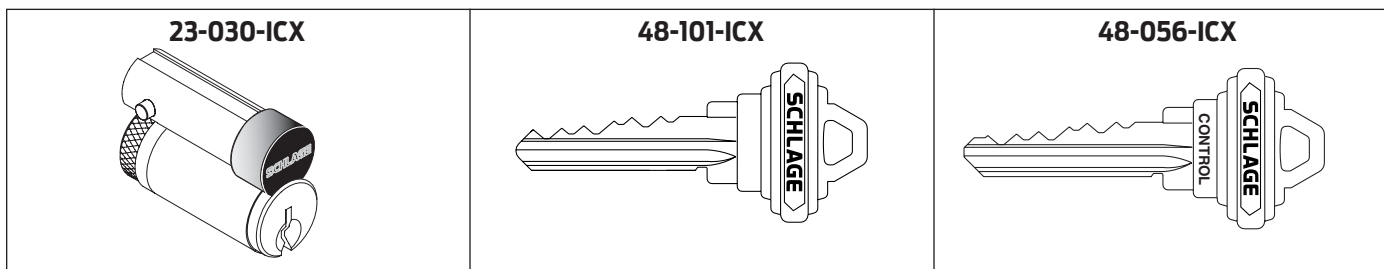
When ordered with a lock or cylinder, 50-XXX charges will be added as an option to the product when applicable. Stand alone 50-XXX Charges will be separate lines and priced separately.

Full Size Construction Core Program

Temporary construction cores may be ordered with full size interchangeable core locks, mortise cylinders and rim cylinders. These cores may also be ordered separately. All construction cores are assessed a non-refundable handling charge (50-231). See **Terms & Conditions** for more information.

Features:

- 6-Pin C keyway.
- Construction cores have a two-tone face: the faceplate is a flat black finish (622) and the plug is unfinished brass.
- Back of each core is marked with the letter that identifies the keyed alike group: A, B or C.
- Construction cores are furnished with no keys (NCK). **Cut keys must be ordered separately.**
- A control key is required to install and remove construction cores. **Control keys must be ordered separately.** If a control key is not ordered, one will be supplied at a charge of \$12.50.
- Construction cores may be returned for credit. Contact your Schlage representative for return authorization. Credit is issued upon receipt of cores at our factory.



Full Size Construction Core Program

Part Number	Description	Specify	Price Each
23-030-ICX	Construction core	New jobs: Specify "ICX" Existing jobs: Specify "ICA", "ICB" or "ICC".	\$59.00
48-101-ICX	Cut key for construction phase (order separately)		6.50
48-056-ICX	Cut control key (order separately)		13.00
50-231	Non-refundable handling charge (per core)		8.30
Notes:	<p>To order mortise and rim cylinders with full size construction cores for a new job, suffix ICX to non-Primus cylinder number. Example: 30-008 ICX. For existing construction core combinations, specify ICA, ICB, or ICC.</p> <p>Construction cores for a given project are keyed alike to one of a limited number of combinations nationwide. Other Schlage projects in the same area using the same or different contractors may use the same key. Where a higher degree of security is desired, order a set of conventional or Primus® cores in 606 or 626 finish keyed alike to a random combination. Specify "KA Group 1". Such cores would not be assessed the handling fee and are not returnable to Schlage.</p>		

Example:

Example for construction core charges and credits. distributor XYZ ordered 150 construction cores with 20 keys and one control key. The following charges apply to this order:

1. 23-030-ICX construction cores (150 units).
2. 48-101-ICX cut keys (20 units).
3. 48-056-ICX cut control key (1 unit).
4. 50-231 Non-refundable handling charge (150 units-one per core ordered).

Upon return of the cores to the factory the distributor will be credited for the following:

1. 23-030-ICX construction cores (150 units).

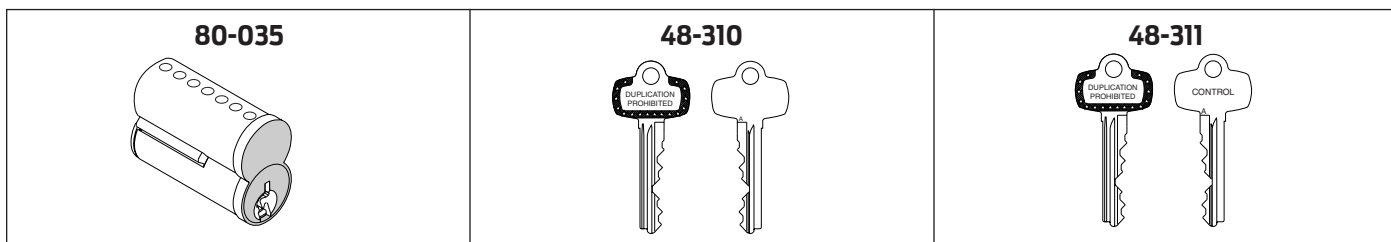
There is no credit for the keys or handling fee.

Small Format Construction Core Program

Temporary construction cores may be ordered with small format interchangeable core locks, mortise cylinders and rim cylinders. These cores may also be ordered separately. All construction cores are assessed a non-refundable handling charge (50-231). See **Terms & Conditions** for more information.

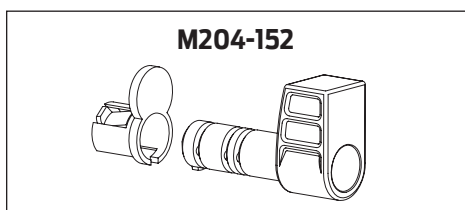
Features:

- Best® A keyway
- Construction cores have a green or brown face. Each color is keyed alike to its own operating and control key.
- Construction cores are furnished with no keys (NCK). **Cut keys must be ordered separately.**
- A control key is required to install and remove construction cores. **Control keys must be ordered separately.** If a control key is not ordered, one will be supplied at a charge of \$12.50.
- Construction cores may be returned for credit. Contact your Schlage representative for return authorization. Credit is issued upon receipt of cores at our factory.
- Small format disposable cores may not be returned for credit.



Small Format Construction Cores

Part Number	Description	Specify	Price Each
48-310	Cut key for construction phase (order separately)	Schlage assigns the color for each order at random. If a specific color is required, specify "GRN" for green and "BRN" for brown cores.	\$6.90
48-311	Cut control key (order separately)		12.50
80-035	Construction core		35.00
50-231	Non-refundable handling charge (per core)		8.30



Small Format Disposable Cores

Part Number	Description	Price Each
M204-152	Disposable plastic construction core	\$4.80

Example:

Example for construction core charges and credits. distributor XYZ ordered 150 construction cores with 20 keys and one control key. The following charges apply to this order:

1. 80-035 construction cores (150 units).
2. 48-310 cut keys (20 units).
3. 48-311 cut control key (1 unit).
4. 50-231 Non-refundable handling charge (150 units-one per core ordered).

Upon return of the cores to the factory the distributor will be credited for the following:

1. 80-035 construction cores (150 units).

There is no credit for the keys or handling fee.

CYLINDERS / KEYS / AUXILIARY

Cylinders

KEYS-22

CL-Series

Contract Master Keying		
Part Number	Description	Price Each
50-210	Cylinder Master keyed (MK), grand master keyed (GMK), Emergency Master keyed (EMK), and Single keyed (SKD) groups (charge does not apply to interchangeable core)	\$16.10
—	Interchangeable core Master keyed (MK), grand master keyed (GMK), and Single keyed (SKD) groups	N/C
Note:	The Schlage Master Key Department determines and makes the final decision in the selection and use of key sections. 100% Expansion is allowed for new master key systems unless.	

Contract Construction Keying (CK)/Split Key Construction Keying		
Part Number	Description	Price Each
50-211	Cylinder Construction keyed (CK)	\$9.50
Notes:	Construction keyed cylinder charges are in addition to master keying charges.	
	Pack Keys Individual (PKI) 60-600 packing is included at no extra charge.	
	Construction keying not available with Primus cylinders or interchangeable cores. Construction cores may be ordered for Interchangeable core locks, mortise cylinders or rim cylinders for use during construction. See Construction Core Program).	
	Split Key construction keying requires 6 pin cylinders.	
	Construction keys must be ordered separately (See Construction Core Program for 50-211).	

Other Keying (Non-Master Keyed)		
Part Number	Description	Price Each
—	Cylinder keyed different (KD) or keyed alike to a Schlage selected combination (KA) in sets of 2 or more, include FSIC.	N/C
—	Cylinder 0-bitted or 1-bitted, as applicable*	N/C
50-001	Conventional and Primus Conventional cylinder keyed to a specified combination	\$8.40
*	Conventional non-IC cylinders: Available 0-Bitted. 1-Bitted is not available and if specified, 0-bitted will be furnished. Conventional IC cylinders: Furnished 1-bitted. 0-Bitted is not available and if specified, 1-bitted will be furnished. Primus cylinders: All Furnished 0-bitted. 1 bitted is not available and if specified, 0-bitted is furnished.	

When ordered with a lock or cylinder, 50-XXX charges will be added as an option to the product when applicable. Stand alone 50-XXX Charges will be separate lines and priced separately.

Residential Master Keying (RMK) and/or Residential Construction Keying (RCK)

Qualifications:

- Residential projects.
- RMK and/or RCK must be specified on the order.
- Systems are available in 5-Pin C keyway only.
- Systems cannot be combined with Contract Master Key systems.
- Two levels of keying maximum (Change Key and Master Key levels only).
- Maison keying allowed.
- Door detailing and labeling allowable as listed below.

Residential Master Keying (RMK)

Part Number	Description	Price Each
50-223*	Cylinder Residential Master keyed (RMK)	\$2.40
50-009	Cylinder Residential Master keyed with Door ID Labeling (RMKID)	15.00
49-100	Residential Master Key - Not offered for commercial products	9.90

Residential Construction Keying (RCK)/Lost Ball Construction Keying

Part Number	Description	Price Each
50-224*	Cylinder Residential Construction keyed (RCK)	\$2.40
50-010	Cylinder Residential Construction keyed with Door ID Labeling (RMKID)	15.00
48-100	Residential Construction Master Key	5.40
*	<i>If Door Labeling is required, the 50-009 RMK with labeling and/or 50-010 RCK with labeling charges will apply.</i>	
Notes:	Lost ball construction device is triggered by the highest level permanent key unless otherwise specified.	
	Change keys packed in envelopes and packed in lock box. PKI packing available at no additional charge.	
	Residential Construction keying charges are in addition to Residential Master keying charges.	

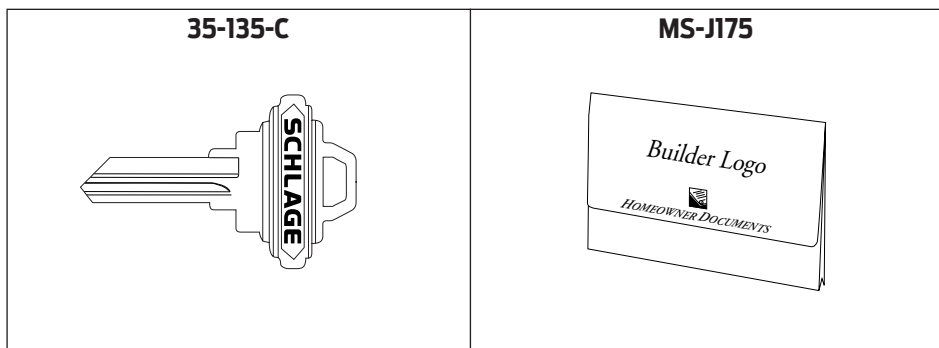
When ordered with a lock or cylinder, 50-XXX charges will be added as an option to the product when applicable. Stand alone 50-XXX Charges will be separate lines and priced separately.

CYLINDERS / KEYS / AUXILIARY

Cylinders

KEYS-24

CL-Series



Custom Presentation Keys		
Part Number	Description	Price Each
35-135-C*	Large bow custom logo key (minimum order quantity: 400 keys)	\$2.50
50-230	Die charge for key customization (one time charge on initial order)	217.00 net
	* <i>Send Building Partnerships orders to address given at bottom of page.</i>	
Notes:	Large bow custom logo keys are available as key blanks only. Cut keys are not available.	
	Customized presentation keys require high-resolution logo file in "tiff" or "eps" format.	

Homeowners Document Folders		
Part Number	Description	Price Each
MS-J175*	Document folder, plain	\$5.80
MS-J175*	Document folder, customized (minimum customized order quantity: 100 folders)	9.60
	* <i>Send Building Partnerships orders to address given at bottom of page.</i>	
	Customized presentation keys require high-resolution logo file in "tiff" or "eps" format.	

Send Building Partnerships orders to: Trade Marketing
Schlage Lock Company
Residential Customer Service
2119 E. Kansas City Rd.
Olathe, KS 66061
FAX: (800) 366-5625
email: res_contact_center@allegion.com

Bitting Lists (Transcripts)		
Part Number	Description	Price Each
50-123	Bitting list for factory master keyed products (requires written authorization from end-user).	\$187.00*
50-120	Establish new master key system for field master keying (one-time charge). Each bitting is assessed a 50-121 or 50-122 charge below.	27.90
50-121	New master key bitting for cylinders keyed in the field. 50-120 charge assessed if this bitting establishes a new system.	3.60
50-122	New change key bitting for cylinders keyed in the field.	2.80
* Can be used for SiteMaster download (keying and bitting details) if ordered as such. Please specify SiteMaster download file if applicable in the details column. Information reequired: is Structure or original order number, end user name, city and state (used to verify the structure number). Also required is an email address for the end user, include their full name to address the email and a "Letter Of Authorization".		

KSC Generic Key Charts		
Part Number	Description	Price Each
50-600	6-Pin system with 4,096 change combinations furnished	\$1,034.00
50-700	7-Pin system with 16,384 change combinations furnished	\$1,340.00
Notes:	KSC systems are for dealer or end-user maintained master key systems. KSC systems cannot be converted or tied to factory established or factory maintained systems.	
	KSC systems are furnished with instruction manual and binder.	
	Number of valid/ usable change combinations provided in 50-600 is not guaranteed due to system constraints. 4,096 is the theoretical number possible, actual number of valid/ usable changes will vary.	

When ordered with a lock or cylinder, 50-XXX charges will be added as an option to the product when applicable. Stand alone 50-XXX Charges will be separate lines and priced separately.

Keys Ordered with Locks or Cylinders (2 std bow keys provided with keyed locks or cylinders)		
Part Number	Description	Price Each
50-214	Extra cut Primus keys ordered with lock or cylinder.	\$8.90
50-215	Extra cut standard bow Classic or Everest C or Everest 29 S Family keys ordered with lock or cylinder	3.60
50-227	Extra cut large bow or access bow keys ordered with lock or cylinder	5.80
50-228	Cut large bow or access bow keys substituted for standard bow Classic keys	2.70
50-232	Extra cut Classic restricted families, Everest B Family, Everest D, Everest 29 R and Everest 29 T family keys ordered with lock or cylinder.	6.50

Pack Change Keys Independently (PKI)		
Part Number	Description	Price Each
60-000	Pack change keys independently (PKI) for split key construction keying	N/C
60-001	Pack change keys independently (PKI)	\$0.48

When ordered with a lock or cylinder, 50-XXX charges will be added as an option to the product when applicable. Stand alone 50-XXX Charges will be separate lines and priced separately.

QuicKey Program	
The QuicKey Program may be used for quick delivery on keys and cores that are not part of stock products.	
Qualifications:	
<ul style="list-style-type: none"> • Orders must be for QuicKey products only and cannot be combined with any non-QuicKey item. • Orders must be accompanied by all required information. See Order Requirements in chart for complete details. • Incomplete orders or orders with product not qualifying for this program may be processed with standard delivery. • Orders must be with the QuicKey Order Form, see page Keys-25. 	
Also available at allegion.com/us	

QuicKey Product Availability and Order Requirements - Full Size Key Blanks			
Available Products	Key Family	Order Requirements	Typical Lead Time
Classic - Key Blanks			
35-101 6-Pin 35-101 6-Pin 35-056 Control	Obverse	None	10 Days*
	Reverse	End-user letter of authorization indicating quantity, product and key section	10 Days
	Numbered (Paracentric)		
	Quad		
Classic - Key Blanks Everest Conventional Key Blanks			
35-002 DND 35-009 Standard 35-003 Control	Everest C Family single sections	None	5 Days
	Everest C Family multi-sections	None	
	Everest D Family	Existing facility code, job name and job location. End-user letter of authorization if shipping address is different than originally authorized.	
Classic Primus Key Blanks			
35-157 Standard 35-157-XP 35-158 Control 35-158-XP	Primus Obverse Primus XP Obverse Primus Quad Primus XP Quad	<ul style="list-style-type: none"> • Level 1: Existing Primus number and sequence number or section. • Level 1+: Existing Primus number, sequence number or section and locksmith ID number. • Level 2S or 2M: Existing Primus number and section. • Levels 3 and 4: Existing Primus number, section and original signed Primus facesheet (faxed copies not allowed). 	5 Days
Everest Primus Key Blanks			
35-004 Standard 35-004-XP 35-005 Control 35-005-XP	Everest C Family Everest XP C Family Everest D Family Everest XP D Family	<ul style="list-style-type: none"> • Level 7: Existing Primus number, section and locksmith ID number. • Level 8: Existing Primus number, facility code and section. • Level 9: Existing Primus number, facility code, section and original signed Primus facesheet (faxed copies not allowed). 	5 Days
	*	Applies to all sections except the following: 35-100 = C and E; 35-101 = C, CE, E, EF, and F; 35-056 = C, CE, E, EF, H, and J.	
Notes:	Keyblanks (35-xxx) must be ordered in multiples of 50, except control keys. Cut keys can be ordered in any quantity.		
	Key stamping is not available, except DO NOT DUPLICATE per XQ06-878 for Classic conventional sections.		
	Longest lead-time prevails on orders with mixed lead-time product.		
	Lead-time refers to the time between when the order is booked and acknowledged by Schlage and the shipment of an order. Lead-times are subject to change.		


CYLINDERS / KEYS / AUXILIARY

Cylinders

KEYS-28

CL-Series

QuicKey Product Availability and Order Requirements - SFIC Keys and Cores			
Available Products	Key Family	Typical Order Requirements	Lead Time
Best Key Section Key Blanks			
35-310	Best	None	10 Days
Everest SFIC Key Blanks			
35-401 Embossed 35-021 Unembossed	Everest B Family	Existing facility code, job name and job location. End-user letter of authorization if shipping address is different than originally authorized.	5 Days
Everest SFIC Cut Keys			
48-401 Embossed 48-021 Unembossed 49-401 Embossed master 49-021 Unembossed master 49-356 Embossed control 49-022 Unembossed control	Everest B Family	Existing facility code, job name and job location. End-user letter of authorization if shipping address is different than originally authorized.	5 Days
Everest SFIC Uncombined Cores			
80-036*	Everest B Family	Existing facility code, job name and job location. End-user letter of authorization if shipping address is different than originally authorized.	5 Days
Everest SFIC Combined Cores			
80-037*	Everest B Family	Existing facility code, job name and job location. End-user letter of authorization if shipping address is different than originally authorized.	5 Days
*	<i>Specify 606, 626 and 613 (simulated) finish. Uncombined cores are furnished less keys, pins and springs.</i>		
Notes:	Keyblanks (35-xxx) must be ordered in multiples of 50, except control keys. Cut keys can be ordered in any quantity.		
	Longest lead-time prevails on orders with mixed lead-time product.		
	Lead-time refers to the time between when the order is booked and acknowledged by Schlage and the shipment of an order. Lead-times are subject to change.		



SITEMASTER 200®

CYLINDERS / KEYS / AUXILIARY

Cylinders

KEYS-29

CL-Series

Key System Management Software		
Description	Part Number	Price Each
Windows Full Version on CD	SM01-287	\$2,080.00
Upgrade SiteMaster 3.x Demo to Full Single User	50-280*	2,080.00
Upgrade SiteMaster 3.x Full Single User to Multi-User (Must have single user version to be able to upgrade)	50-281**	1,144.00
* Requires end user contact name, address, phone, and email (not yahoo or hotmail).		
** Require single user registration number.		
Notes:	For complimentary demonstration software please contact your local SSC sales rep. or free download at allegion.com/us	
	SiteMaster manuals have been replaced by an extensive help menu on the CD.	
	SiteMaster comes without any information loaded. The download file needs to be ordered (see P/N50-123 ordering instructions) and Schlage is not responsible to load personnel information, etc.	

Forms		
Description	Part Number	Price Each
Key Record Form (order in multiples of 50)	SM01-210	\$0.40

**Download Free Demonstration Software
at allegion.com/us**

CYLINDERS / KEYS / AUXILIARY

Cylinders

KEYS-30

CL-Series

QUOTE#	PRICE BOOK#					QUICK KEY ORDER		Fax: (800) 452-0665 E-mail: Order_Entry_Schlage_Commercial@allegion.com	
SHIPPING INSTRUCTIONS								Mail: Schlage Order Entry 3899 Hancock Expressway Colorado Springs, CO 80911	
REQUESTED SHIP DATE						ACCOUNT NO.		P.O. NUMBER	DATE
ORDER WRITTEN BY						SHIP TO:			
FOR MORE INFORMATION, CONTACT:									
NAME:									
PHONE:									
FAX:									
Customer:		P.O.#				Information			
		35-100		N/A	Classic Key Blank 5 Pin *			10 Days	
		35-101		N/A	Classic Key Blank 6 Pin			10 Days	
		35-056		N/A	Classic Key Blank Control			10 Days	
		35-002		N/A	Everest Conventional Do Not Duplicate (Everest D requires Letter of Authorization)			5 Days	
		35-009		N/A	Everest Conventional Standard (Not available in Everest D)			5 Days	
		35-003		N/A	Everest Conventional Control (Everest D requires Letter of Authorization)			5 Days	
		35-157		N/A	Classic Primus Standard -Levels 3 & 4 Requires Original Primus Face Sheet. Levels 1 & 2 requires Primus Number. Level 1+ requires Primus number & locksmith ID.			5 Days	
		35-157-XP		N/A	Classic Primus XP Standard -Levels 3 & 4 Requires Original Primus Face Sheet. Levels 1 & 2 requires Primus Number. Level 1+ requires Primus number & locksmith ID.			5 Days	
		35-158		N/A	Classic Primus Control-Levels 3 & 4 Requires Original Primus Face Sheet. Levels 1 & 2 requires Primus Number, Level 1+ requires primus number & Locksmith ID.			5 Days	
		35-158-XP		N/A	Classic Primus XP Control-Levels 3 & 4 Requires Original Primus Face Sheet. Levels 1 & 2 requires Primus Number. Level 1+ requires Primus number & locksmith ID.			5 Days	
		35-004		N/A	Everest Primus Standard-Level 9 Requires Primus Original Face Sheet. Levels 8 Requires Primus Number, Level 7 requires Primus number & locksmith ID.			5 Days	
		35-004-XP		N/A	Everest Primus XP Standard-Level 9 Requires Primus Original Face Sheet. Levels 8 Requires Primus Number, Level 7 requires Primus number & locksmith ID.			5 Days	
		35-005		N/A	Everest Primus Control-Level 9 Requires Primus Original Face Sheet. Levels 8 Requires Primus Number. Level 7 requires Primus number & locksmith ID.			5 Days	
		35-005-XP		N/A	Everest Primus XP Control-Level 9 Requires Primus Original Face Sheet. Levels 8 Requires Primus Number. Level 7 requires Primus number & locksmith ID.			5 Days	
		35-310		N/A	Best Key Section Key Blanks			10 Days	
		35-401		N/A	Everest B SFIC Key Blanks Embossed-Requires Letter of Authorization			5 Days	
		35-021		N/A	Everest B SFIC Key Blanks Unembossed-Requires Letter of Authorization			5 Days	
		48-401		N/A	Everest B SFIC Cut Key Embossed-Requires Letter of Authorization			5 Days	
		48-021		N/A	Everest B SFIC Cut Key Unembossed-Requires Letter of Authorization			5 Days	
		49-401		N/A	Everest Cut Key Embossed-Master--Requires Letter of Authorization			5 Days	
		49-022		N/A	Everest Cut Key unembossed-Master--Requires Letter of Authorization			5 Days	
		49-356		N/A	Everest Cut Key Embossed-Control--Requires Letter of Authorization			5 Days	
		49-022		N/A	Everest Cut Key unembossed-Control--Requires Letter of Authorization			5 Days	
		80-036			Everest SFIC Uncombined Cores-Requires Letter of Authorization Please provide keying schedule and master key summary form if ordering master keyed products.			5 Days	
		80-037			Everest SFIC Combined Cores-Requires Letter of Authorization. Please provide keying schedule and master key summary form if ordering master keyed products.			5 Days	



DISTRICT 10

**End User
Letterhead - REQUIRED**

District 10 Schools
555 Main Street
End User City, State 55555
(555) 555-5555

May 1, 2003

Date - REQUIRED

To: Schlage Dealer
100 East Avenue
Dealer City, State 11111

**Dealer Name -
RECOMMENDED**

**Include Registry
Number & Facility
Code (stamped on
keys) for existing
key systems**

RE: District 10, Jones Elementary School

Facility Name - REQUIRED

Please consider this authorization to ship product for the above-referenced project.

Jones Elementary School is to be keyed using a new Everest D Restricted Key System. For security reasons, we would like to have all keys for this facility shipped to a location other than the job site. Master keyed products, however, can be shipped directly to the site. This letter authorizes Schlage to ship our restricted products to the following addresses:

Master Keyed Products, Construction Keys, Locks Less
Cylinders, and Locks with Construction Cores

Attn: Building Project Manager
District 10 Schools
555 Main Street
End User City, State 55555

Master Keys, Change Keys, Control Keys, and Key Blanks

Attn: Locksmith
District 10 Lockshop
1201 Fifth Avenue
End User City, State 55555

**Authorized Ship-
To Addresses -
REQUIRED**

These two addresses above serve as our only authorized shipment addresses for all orders placed for our facility. We understand that this letter will be kept on file and referenced for our future orders and that a new letter is only required to add, remove, or change authorized shipping locations.

Sincerely,

End User Representative
Facilities Manager

**End User
Representative
Signature -
REQUIRED**

**Letter may be mailed or faxed to Schlage
Schlage Restricted Order Processing
3899 Hancock Expressway
Colorado Springs, CO 80911**

PRIMUS AND EVEREST PRIMUS ORDERING CHECKLIST

TO FACILITATE ORDER ENTRY FOR KEYS, CYLINDERS, AND CARDS

IMPORTANT NOTES

To expedite processing of all Primus orders, it is highly recommended that Primus products be ordered separately

For Level One Plus and 7, All Cylinder Orders Will Be Supplied LESS KEYBLANKS Unless Otherwise Specified

For All Other Levels, All Cylinder Orders Will Be Supplied WITH KEYBLANKS Unless Otherwise Specified

PRIMUS	EVEREST PRIMUS
<p><u>FOR LEVEL ONE</u></p> <ul style="list-style-type: none"> ✓ The Distributor's Primus number <u>MUST</u> be provided ✓ The Sequence number <u>MUST</u> be provided <p><u>FOR LEVEL ONE PLUS</u></p> <ul style="list-style-type: none"> ✓ The Distributor's Primus number <u>MUST</u> be provided ✓ The Sequence number <u>MUST</u> be provided ✓ The Locksmith number <u>MUST</u> be provided <p><u>FOR LEVEL TWO</u></p> <ul style="list-style-type: none"> ✓ The Dealer's Primus number <u>MUST</u> be provided ✓ The Sequence number and/or Section <u>MUST</u> be Provided <p><u>FOR LEVELS THREE & FOUR</u></p> <ul style="list-style-type: none"> ✓ Orders Originating a System <u>MUST</u> include both an Original Facesheet and a Signature Card ✓ An Original Facesheet <u>MUST</u> accompany all succeeding orders ✓ The Primus number <u>MUST</u> be indicated on the Facesheet ✓ ALL fields on the Facesheet <u>MUST</u> be completed where applicable 	<p><u>FOR LEVEL SEVEN</u></p> <ul style="list-style-type: none"> ✓ The Distributor's Primus number <u>MUST</u> be provided ✓ The Locksmith's Facility code <u>MUST</u> be provided ✓ The Keyway <u>MUST</u> be provided <p><u>FOR LEVEL EIGHT</u></p> <ul style="list-style-type: none"> ✓ The Distributor's Primus number <u>MUST</u> be provided ✓ The Keyway <u>MUST</u> be provided <p><u>FOR LEVEL NINE</u></p> <ul style="list-style-type: none"> ✓ Orders Originating a System <u>MUST</u> include both an Original Facesheet and a Signature Card ✓ An Original Primus Facesheet <u>MUST</u> accompany all succeeding orders ✓ The Primus number <u>MUST</u> be indicated on the Facesheet ✓ ALL fields on the Facesheet <u>MUST</u> be completed where applicable

All Primus Orders & Supporting Documentation Should be Sent To:

Schlage
 Attn: Primus Order Processing
 3899 Hancock Expressway
 Colorado Springs, CO 80911



MASTER KEY SYSTEM SUMMARY

This form must be attached to the **Master Key Order form and P.O.**
Please provide as complete and accurate as possible so we can provide what you need for your Key System.

Job Name
Address
City / State
Country

Account No.
P.O.#

For detailed instructions on how to complete this form please refer to pages 4 & 5

System Overview

New Existing (provide info below)

Attached Dealer Specified Combinations

Registry # _____

Structure or
Factory Order # _____

1. Select System

Schlage

- Classic
- Classic Primus *

Everest®

- B (Small Format IC, Restricted *)
- C (Open)
 - Primus**
- D (Restricted *)
 - Primus**

Everest 29™

- R (Small Format IC, Restricted *)
- S (Open)
 - Primus**
- T (Restricted *)
 - Primus**

Falcon

- Standard
- Schlage C
- Restricted *
- Interchangeable Core A2
- Interchangeable Core A4

Everest 29 key sections are backwards compatible to Everest keyways and have the following relationships:

R family sections > B family keyways
S family sections > C family keyways
T family sections > D family keyways

Type

- 5-pin 6-pin 7-pin
- See compatibility chart on page 5*

Keyway _____
Specified **: _____

** = The Commercial Master Key Department makes the final decision in the selection of key sections

Construction Keyed Yes No

Full Size Construction Cores ICA ICB ICC
(Schlage Only)

Small Format Construction Cores Brown Green

Construction Keyed Type

- Falcon CK (BOK) Lost Ball
- Schlage CK (Split) RCK (5-Pin C only)

2. Select Keys & Key Stamping

Change Keys

No. Of Keys per Symbol _____

No. Of Keys per Cylinder _____

Type

Standard Bow

Standard Bow
(Unembossed)

Access Bow
(Schlage Only)

Large Bow

Key Stamp Details

Keyset Symbol

Do Not Duplicate
(DND)

With Custom Die
(Specify) _____

Non-standard Code (Specify) _____

Change Key Packaging and Shipping Instructions

Pack Keys Independently (PKI) of Lock or Cylinder ***

*** = *Furnished standard at no charge with
Split-Key construction keying*

Yes No

If PKI, ship change keys to:

Dealer

Other _____

See Primus Facesheet

3. Select Cylinder Stamping

Cylinder Stamp Details

With Industry Standard Key Symbol

Non-Standard Code (Specify)

Cylinder Stamping Location

Plug Face (N/A in Primus) - VKC

Concealed (N/A in Falcon STD) - CKC

4. Select Key Quantities

Level	Qty. Per	Master Key Symbol (s)	Total Quantity
GGM _____	_____	_____	_____
GM _____	_____	_____	_____
MK or RMK _____	_____	_____	_____
Control _____	_____	_____	_____
Emergency _____	_____	_____	_____
Others _____	_____	_____	_____

Ship Master Keys To:

Dealer
 See Primus Facesheet
 Other _____

Special Function	Qty. Per		Qty. Per
RCK (Lost Ball) ****	_____	Full Size Construction Core Keys (Schlage Only)	_____
CK (Split Key) ****	_____	Full Size Construction Core Control Keys (Schlage Only)	_____
Extractor Tools ****	_____	Small Format Construction Core Keys	_____
		Small Format Construction Core Control Keys	_____

**** = Use with Construction Keying

5. Master Key Future Expansion

List Future MK Symbols	Approx. # of Change Key Symbols Under Each Future MK
------------------------	--

Example:
 MK..... BJ, BK _____ 40 each _____

GGM <input type="checkbox"/>	_____	_____
GM <input type="checkbox"/>	_____	_____
MK <input type="checkbox"/>	_____	_____
MK <input type="checkbox"/>	_____	_____
MK <input type="checkbox"/>	_____	_____
MK <input type="checkbox"/>	_____	_____
Others <input type="checkbox"/>	_____	_____

6. Operating Instructions

(Unless otherwise specified, all hierarchical master keys will operate cross-keyed cylinders)

Cross Keyed Cylinder	is operated by these change keys	Cross Keyed Cylinder	is operated by these change keys
X _____	_____	X _____	_____
X _____	_____	X _____	_____
X _____	_____	X _____	_____
X _____	_____	X _____	_____

7. Instructions and Compatibility

General Information

If you do not know the registry number (R#), structure number or the original factory order number for an existing system, contact Customer Service prior to placing the order:

Tel. 1-877-671-7011
Fax 1-800-452-0663

- Only one structure may be ordered on the same purchase order
- Classic refers to Obverse, Numbered (Paracentric), Quad, and Reverse key section families
- Classic Primus refers to Primus Obverse and Primus Quad key section families

Section 1: Select System

Full Size Construction Cores

- Schlage only

Small Format Construction Cores

- 7-pin only for Schlage
- 6- and 7-pin for Falcon

CK (Split)

- 6-pin for Schlage and Falcon
- Split key construction keying is not available for Classic Primus or Everest 29 Primus

RCK (Lost Ball)

- 5-pin (C keyway) only for Schlage
- 5-, 6-, and 7-pin for Falcon

System Selection

- Refer to the compatibility chart

Section 2: Select Keys and Key Stamping

Stamp Details

- Unless otherwise specified, industry standard key symbols are stamped on Everest 29™ and Primus® keys
- For custom die, attach RFQ approval for Schlage

Section 3: Select Cylinder Stamping

Type

- For cylinder type refer to the compatibility chart

Keyway (specify)

- Schlage Commercial's default key section for new Master Key Systems is Everest™ S145

Section 4: Key Quantities

Level

- Unless otherwise specified, the control key has the same cut as the highest-level key in the system (Except SFIC systems)

Special Function

- Construction keys are not furnished unless specified

Change Keys

- Unless otherwise specified 2 change keys are furnished per lock or cylinder

Section 5: Master Key Future Expansion

- Do not use the letters “I”, “O”, “CK”, “KA, or “KD” for any master key symbols

Section 6: Operating Instructions

- Cross keying reduces the security and expansion of key systems
- Unless otherwise specified, all hierarchical master keys will operate cross-keyed cylinders

Compatibility Chart

	5 Pin	6 Pin	7 Pin	Split Key	Block O-Key	Lost Ball	Tempe Core	A2	A4	0.025	0.018
Schlage											
Classic	X	X		X		X	X				
Everest 29 S		X		X			X				
Everest 29 T		X		X			X				
Everest 29 R			X				X	X			
Classic Primus (XP)		X					X				
Everest 29 Primus (XP)		X					X				
Falcon											
Open	X	X	X		X	X					X
Restricted		X	X		X	X				X	
Schlage C		X		X							
SFIC Open		X	X				X	X	X		
SFIC Restricted		X	X				X	X	X		

Primus Face Sheet

Level 3, 4, and 9 Order Authorization

**THIS ORIGINAL FORM MUST BE MAILED TO SCHLAGE COMMERCIAL DIVISION WITH YOUR ORDER
- FAXED COPIES NOT ACCEPTABLE -**

DISTRIBUTOR INFORMATION ONLY:

DISTRIBUTOR NAME _____ DATE _____

ACCOUNT # _____ DISTRIBUTOR PO# _____

IF SOLD TO ANY ENTITY/INDIVIDUAL OTHER THAN END-USER SPECIFY NAME: _____

PRIMUS SECURITYLEVEL:

<input type="checkbox"/> 3U (no exclusivity)	<input type="checkbox"/> 4Z (time zone exclusivity)	<input type="checkbox"/> 9U (no exclusivity)	<input type="checkbox"/> 9Z (time zone exclusivity)
<input type="checkbox"/> 3G (2-digit zip exclusivity)	<input type="checkbox"/> 4N (nationwide exclusivity)	<input type="checkbox"/> 9G (2-digit zip exclusivity)	<input type="checkbox"/> 9N (nationwide exclusivity)
Classic Keyways		Everest 29 Keyways	

NEW If new, complete project information and attach Primus' Signature Card (Schlage form MS-E130).

Project Name (please print or type) _____

Street (no P.O. Box) _____ City _____ State _____ Zip _____

EXISTING If existing please indicate Primus # _____ (From Primus I.D. Card)

Name and phone # of individual who is knowledgeable about this project, should any clarification be necessary:

()
Name _____ Phone _____

SHIPPING INSTRUCTIONS:

It is the policy of Schlage Commercial to ship Level 3, 4, and 9 products directly to the end user / owner to maximize control and security of your Primus cylinders and keys. Be sure that the shipping address provided below includes the name of the specific individual in your organization to whom Primus cylinders and keys should be shipped. Schlage will ship to alternate locations, if so instructed, with the understanding that the undersigned assumes full responsibility for the security and care of the material to be so shipped. **Unless otherwise specified below, Level 3, 4, and 9 products will be shipped to the original end user / owner address on file.**

Masterkeys may be shipped to a separate location if desired, at no extra charge. If all keys are to be packed and shipped separately, there is an additional charge in accordance with Schlage PKI (Pack Keys Independently) pricing as listed in Schlage's current price book.

ORDER SHIPPING ADDRESS:

Location Name _____

Attention _____

Street (no P.O. Box) _____

City _____ State _____ Zip _____

CHANGE KEY ONLY SHIPPING ADDRESS:

Location Name _____

Attention _____

Street (no P.O. Box) _____

City _____ State _____ Zip _____

MASTER KEY ONLY SHIPPING ADDRESS:

Location Name _____

Attention _____

Street (no P.O. Box) _____

City _____ State _____ Zip _____

ALL KEYS SHIPPING ADDRESS:

Location Name _____

Attention _____

Street (no P.O. Box) _____

City _____ State _____ Zip _____

SIGNATURE BLOCK:

I hereby authorize the above Schlage distributor to order material for the Primus system specified above and I certify that I am the owner, or authorized agent of the owner of the Primus High Security Cylinder System specified above and I am authorized to place this order.

AUTHORIZED SIGNATURE

DATE

Allegion
Schlage
Attn.: Primus Order Processing
3899 Hancock Expressway
Security, CO. 80911

THE PRIMUS FACESHEET MUST BE COMPLETED AND ATTACHED TO YOUR ORDER FORM.
AN INCOMPLETE PRIMUS FACESHEET WILL CAUSE UNNECESSARY DELAYS IN ORDER PROCESSING.
– FAXED COPIES NOT ACCEPTABLE –

Signature Card

For Internal Use Only	
Primus# _____	Order# _____
G/Z/E <input type="text"/>	S/M <input type="text"/>

Level 3, 4, and 9 Order Authorization

THIS SIGNATURE CARD ESTABLISHES AUTHORIZATION TO PURCHASE ADDITIONAL PRIMUS HIGH SECURITY PRODUCT FOR THE SECURITY SYSTEM INSTALLED AT THE ADDRESS BELOW.

**THIS ORIGINAL FORM MUST BE MAILED TO SCHLAGE COMMERCIAL DIVISION WITH YOUR ORDER
– FAXED COPIES NOT ACCEPTABLE –**

PRIMUS SECURITY LEVEL:

<p>3U (no exclusivity) 4Z (time exclusivity) 3G (2-digit zip exclusivity) 4N (nationwide exclusivity)</p> <p style="text-align: center;">C l a s s i c K e y w a y s</p>	<p>9U (no exclusivity) 9Z (time exclusivity) 9G (2-digit zip exclusivity) 9N (nationwide exclusivity)</p> <p style="text-align: center;">E v e r e s t 2 9 K e y w a y s</p>
--	--

PROJECT INFORMATION

Project Name (please print or type) _____

Street Address (no P.O. Box) _____

City _____ State _____ Zip Code _____

AUTHORIZED OWNER SIGNATURE(S):

If restrictions are not indicated and in multiple signature cases, the first signature will be regarded as the primary authority able to control other signers on this form.

1.

Name (please print or type)	Street (no P.O. Box)
Title or Position	City _____ State _____ Zip Code _____
Signature _____ Date _____	Phone Number _____

2.

Name (please print or type)	Street (no P.O. Box)
Title or Position	City _____ State _____ Zip Code _____
Signature _____ Date _____	Phone Number _____

3.

Name (please print or type)	Street (no P.O. Box)
Title or Position	City _____ State _____ Zip Code _____
Signature _____ Date _____	Phone Number _____

4.

Name (please print or type)	Street (no P.O. Box)
Title or Position	City _____ State _____ Zip Code _____
Signature _____ Date _____	Phone Number _____

5.

Name (please print or type)	Street (no P.O. Box)
Title or Position	City _____ State _____ Zip Code _____
Signature _____ Date _____	Phone Number _____

DEALER OR LOCKSMITH AUTHORIZATION (OPTIONAL WITH OWNER AUTHORIZATION/SIGNATURE)

_____ Dealer or Locksmith Account #		_____ Primus #	_____ Address (no P.O. Box)		
_____ Dealer or Locksmith Company Name		_____ City		_____ State	_____ Zip Code
_____ Phone Number	_____ Fax Number		_____ Contact 2 (Please print or type)		
_____ Contact 1 (Please print or type)			_____ Contact 2 Signature		
_____ Contact 1 Signature					
Effective From: _____		to _____			
Date		Date			
_____ Owners Authorization By (Please print or type)					
_____ Owners Authorization Signature			_____ Date		

SPECIAL NOTE: In the case where the end user / owner has assigned the Dealer or Primus Locksmith Signature authorization (as noted above), the Dealer or Primus Locksmith agrees to take full responsibility for validating the owner's signature as identified on the Primus Signature Card before ordering the material.

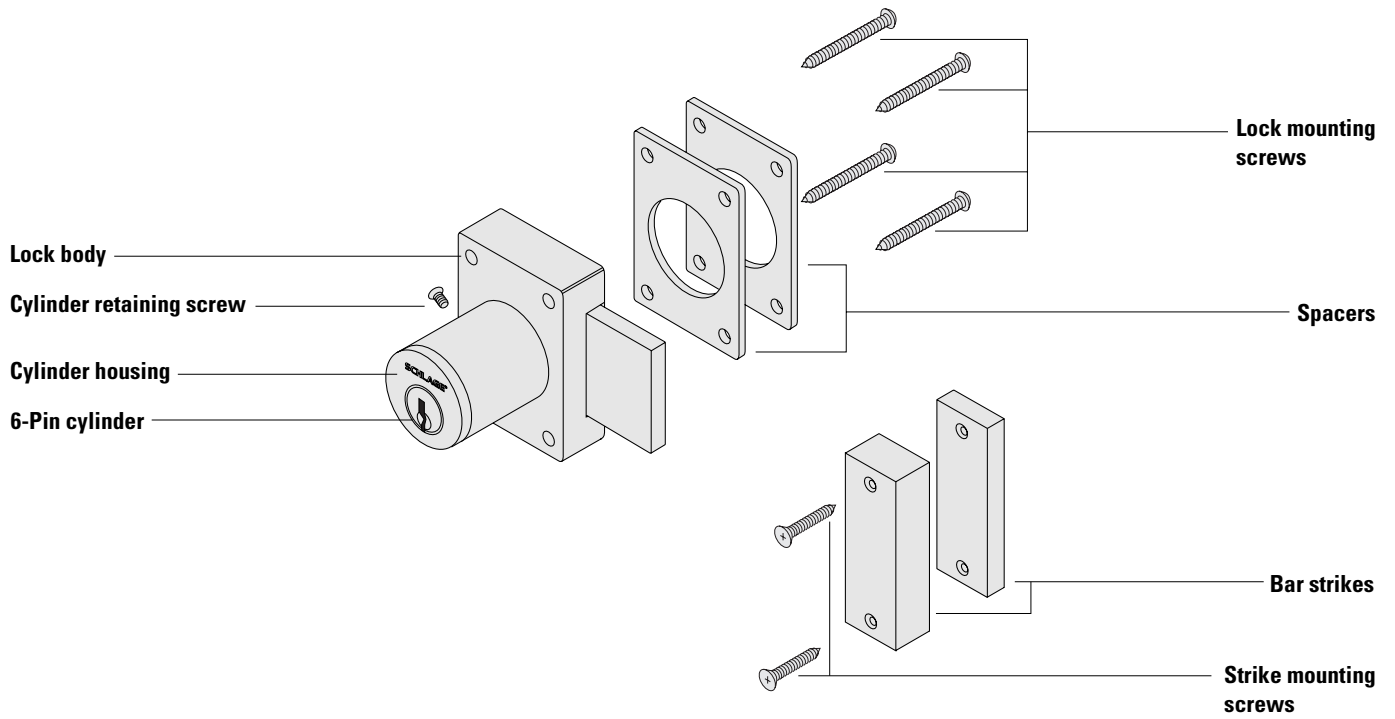
SPECIAL INSTRUCTIONS: Please indicate any restrictions to authorized individuals listed on this form when purchasing additional Primus product or duplicating keys.

Please fill out a new Primus Signature Card in the event of changes, additions or deletions in authorized signatures and send with letter requesting changes to Schlage at the address below . Primus Signature Cards are available from authorized Schlage Primus distributors and Schlage Commercial upon request. We suggest that you make a copy of this completed form for your records. A photo copy or fax of this card will not be accepted.

Please mail the original copy to:

Schlage
Attn: Key Control Department
3899 Hancock Expressway
Colorado Springs, CO 80911





Common Pricing Information



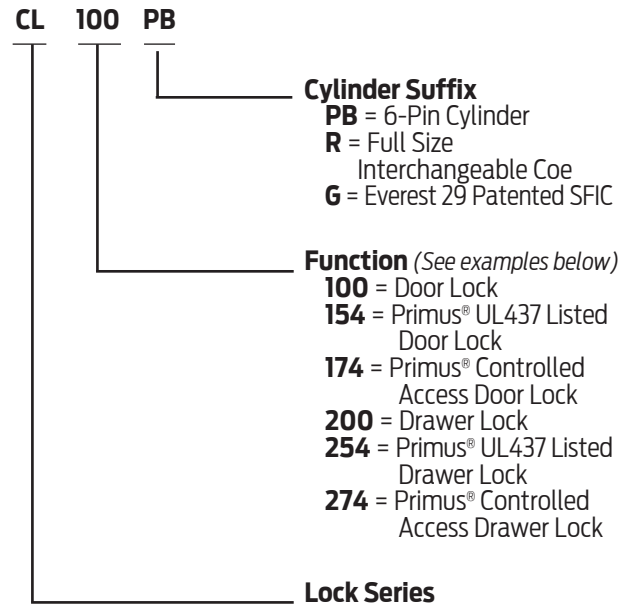
1.	Locks are furnished with standard features unless otherwise specified.
2.	Door thickness is 1-3/4" unless otherwise specified.
3.	Split finishes and designs will be priced at the highest list price of the design and/or finish.
4.	Engineering specials are denoted by a part number beginning with "X" and are not subject to standard discounting.
5.	 denotes a lock or part that requires an extended lead time.
6.	 denotes a handed product and requires handing to be specified.
7.	For all restricted keyways (Everest D, Everest 29 T, Quad, Numbered, Reversed) add \$13.50. This does not apply to Primus cylinders. See Terms and Conditions for ordering information and requirements.
8.	Locks, keys and cylinders containing restricted keyways require additional documentation to order. Please see Terms and Conditions for the specific requirements.
9.	Keyway must be specified for keyed functions and cylinders. If not specified, default keyway will be S123 for KA, KD and 0-bitted product and S145 for Factory managed masterkey systems.
10.	Multiple keying options are available. Locks and cylinders are furnished KD unless otherwise specified or excepted by notation.
11.	Control Keys for permanent and construction cores are not included with the lock or cylinder and must be ordered separately.
12.	Locks specified with "C" keyway and KD or 0-bitted will receive 6 pin cylinders (keyed 5) with 5 pin keys.
13.	Full Size Interchangeable Cores (FSIC) are furnished 1-bitted unless otherwise specified. If 0-bitted is selected, the order will be entered as 1-bitted. This does not apply to FSIC Primus® cores.
14.	Conventional cylinders, Primus cylinders (conventional and FSIC) can be supplied 0-bitted. If 1-bitted is selected, the order will be entered as 0-bitted.
15.	Available plug face finishes are 606 and 626. For brass or bronze finish colors, the plug face finish is 606. For chrome, nickel or stainless steel finish colors, the plug face finish is 626.

Table of Contents

Complete Locks **CL-4**
 CL-Series: Conventional Offering CL-4
 CL-Series: Full Size Interchangeable Core Offering CL-5
 CL-Series: Small Format Interchangeable Core Offering CL-6
Options **CL-7**
 Strikes CL-7
 Non-Standard Door Thickness CL-7
 Special Locks CL-7
Complete Cylinders **See Cylinders Section**
How To Order **Forms & Examples**

Product Identification

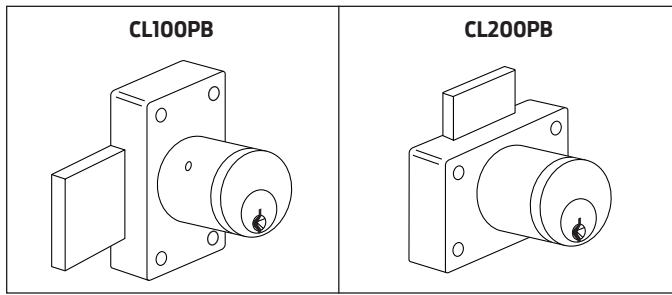


Finish Codes and Descriptions

Code		Description
605	(US 3)	Bright Brass
626	(US 26D)	Satin Chromium Plated

Standard Features


Certification	ANSI A156.11, 1996, Series 4000, Grade 2
Bar	CL100-Series 1" throw; CL200-Series 3/4" throw
Strike	1/2" Bar strike and 1/4" bar strike
Cylinder	6-Pin solid brass, keyed 6-pin, S123 keyway, keyed different (KD)
Door Range	Spacers and strikes will accommodate doors 7/8", 1", and 1 1/8" thick
Keys	Two nickel silver cut keys per lock, 6-pin, S123 section**



CL-Series			
Function	Description	Finishes	
		605	626
Keyed			
		Open	Restricted
CL100PB	Door cabinet lock, 6-pin cylinder, 1" bolt throw	\$119.00	\$132.50
CL200PB	Drawer cabinet lock, 6-pin cylinder, 3/4" bolt throw		

CL-Series: Primus XP/ Primus Controlled Access			
Primus cylinders are offered for sale through specific channels of distribution based on security levels. See Terms & Conditions for more information.			
Function	Description	Finishes	
		605	626
Keyed			
		\$139.00	
CL174PB	Door cabinet lock, 6-pin cylinder, 1" bolt throw		
CL174PB-XP	Door cabinet lock, 6-pin cylinder, 1" bolt throw		
CL274PB	Drawer cabinet lock, 6-pin cylinder, 3/4" bolt throw		
CL274PB-XP	Drawer cabinet lock, 6-pin cylinder, 3/4" bolt throw		

CL-Series: Primus XP/ Primus High Security UL 437			
Primus cylinders are offered for sale through specific channels of distribution based on security levels. See Terms & Conditions for more information.			
Function	Description	Finishes	
		605	626
Keyed			
		\$161.00	
CL154PB	Door cabinet lock, 6-pin cylinder, 1" bolt throw		
CL154PB-XP	Door cabinet lock, 6-pin cylinder, 1" bolt throw		
CL254PB	Drawer cabinet lock, 6-pin cylinder, 3/4" bolt throw		
CL254PB-XP	Drawer cabinet lock, 6-pin cylinder, 3/4" bolt throw		
Notes:	Keying options: see Keys & Keying . For all restricted keyways (Everest D, Everest 29 T, Quad, Numbered, Reversed) add \$13.50 . This does not apply to Primus families. See Terms & Conditions for more information. Primus locks are furnished 0-bitted, with two 6-pin keys entered as a separate line item, unless otherwise specified. Specify LKB if 0-bitted Primus cylinders are required "Less Key Blanks." Deduct \$14.40 per cylinder.		

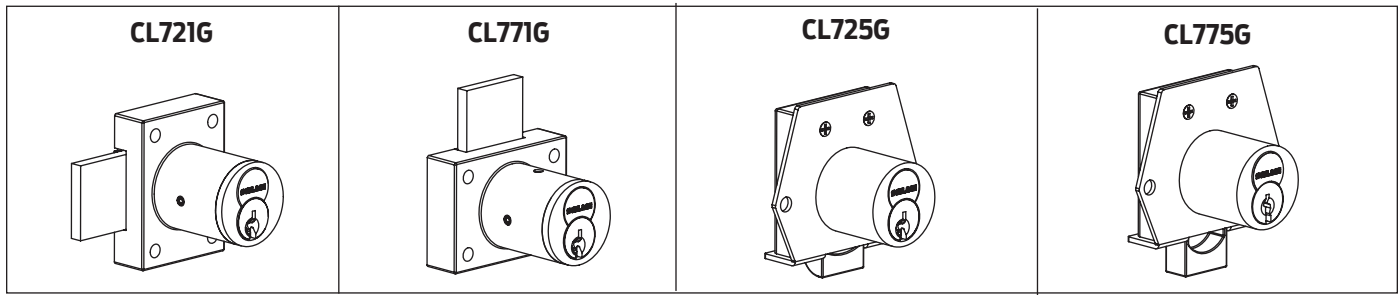


CL-Series: Full-Size Interchangeable Core			
Function	Description	Finishes	
		605	626
Keyed			
		Open	Restricted
CL777R	Door cabinet lock, FSIC, 1" bolt throw	\$146.00	\$159.50
CL888R	Drawer cabinet lock, FSIC, 3/4" bolt throw		
CL920R	FSIC Cam Lock	\$112.00	\$125.50

CL-Series: Full-Size Interchangeable Core Primus XP/ Primus Controlled Access			
Function	Description	Finishes	
		605	626
Keyed			
		Open	Restricted
CL774R	Door cabinet lock, FSIC, 1" bolt throw	\$156.00	
CL774R-XP	Door cabinet lock, FSIC, 1" bolt throw		
CL874R	Drawer cabinet lock, FSIC, 3/4" bolt throw		
CL874R-XP	Drawer cabinet lock, FSIC, 3/4" bolt throw		
CL974R	FSIC Cam Lock	\$134.00	\$147.50
CL974R-XP	FSIC Cam Lock		

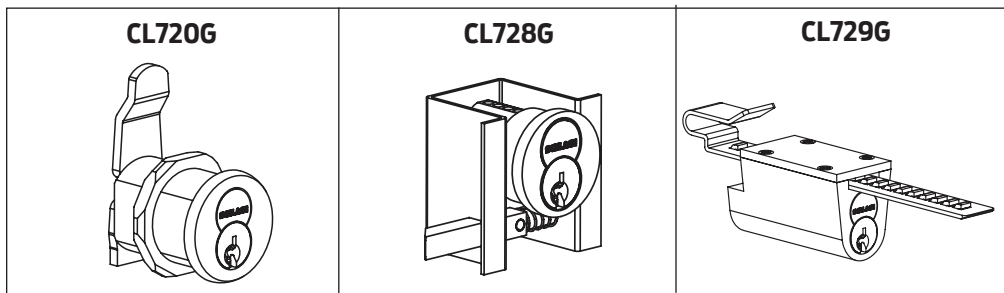
CL-Series: Full Size Interchangeable Core Ratchet Lock			
Function	Description	Finishes	
		626	
Keyed			
		Open	Restricted
CL929R	Ratchet Lock, FSIC	\$144.00	\$157.50

Full Size Interchangeable Core Option		
Description	Specify	Price
Full Size Construction Core *	T suffix Example:	N/C
Less Full Size Core	J suffix Example:	Deduct \$28.00 from lock price
* Locks are assessed a non-refundable handling charge (50-231) per core. See Keys & Keying .		
Notes:	Keying options: see Keys & Keying.	
	For all restricted keyways (Everest D, Everest 29 T, Quad, Numbered, Reversed) add \$13.50 . This does not apply to Primus families. See Terms & Conditions for more information.	
	Specify LKB if 0-bitted Primus cylinders are required "Less Key Blanks." Deduct \$14.40 per cylinder.	



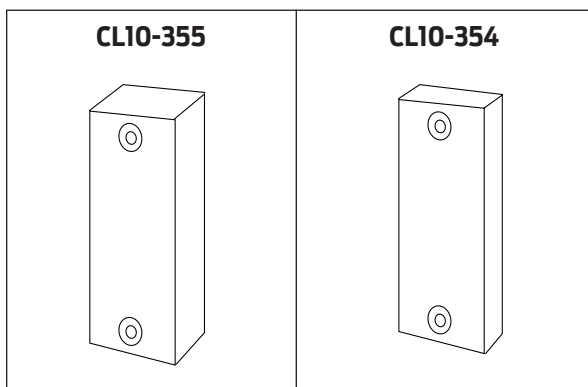
CL-Series: Everest Restricted Small Format Interchangeable Core

Function	Description	Finishes
		626
Keyed		
CL721G	Door cabinet lock, SFIC, 1" bolt throw	\$116.00
CL771G	Drawer cabinet lock, SFIC, 3/4" bolt throw	
CL725G	Everest Patented SFIC Rim Latch Lock	
CL775G	Everest Patented SFIC Rim Deadbolt Lock	



CL-Series: Everest Restricted Small Format Interchangeable Core

Function	Description	Finishes
		605 626
Keyed		
CL720G	Everest Patented SFIC Cam Lock	\$110.00
CL728G	Everest Patented SFIC Mail Box Lock	90.00
CL729G	Everest Patented SFIC Ratchet Lock	148.00
Notes:	For small format construction core, specify suffix HD. Example: B560HD. Available at no additional charge. Locks are assessed one non-refundable handling charge (50-231) per core. See Keys & Keying for details. Please refer to Everest small format interchangeable core key control policies, under the Terms & Condition Section.	



Strikes		
Description	Specify	Add to Lock Price
Bar strike, 3/4" x 1 31/32" x 1/2", standard	CL10-355	N/C
Bar strike, 3/4" x 1 31/32" x 1/4", standard	CL10-354	

Non-Standard Door Thickness		
Description	Specify	Add to Lock Price
Lock for 1 3/8" door	1 3/8" door thickness - for CL door and drawer locks	\$2.60

Special Locks		
Extended Factory Lead Time		Not subject to standard discount terms
Function	Description	Price Each
XB03-232	Cabinet Lock for doors 1/8" to 3/4" thick	\$333.00
XB03-232P	Primus Cabinet Lock for doors 1/8" to 3/4" thick	333.00
XB06-530	Cabinet Lock for doors over 7/8" to 2" thick	401.00
XB06-530P	Primus Cabinet Lock for doors over 7/8" to 2" thick	401.00
Notes:	For slotted strike (CL10-352), see CL Parts: Strikes, Page CL-6 . Locking provided by swinging cam. Attached to door with hex nut. Keying options: see Keys & Keying . If you are unable to find your required hardware solution in this price book, please refer to our Custom Product Request Process on page iv. For all restricted keyways (Everest D, Everest 29 T, Quad, Numbered, Reversed) add \$13.50 . This does not apply to Primus families. See Terms & Conditions for more information. Specify door hand and door thickness.	

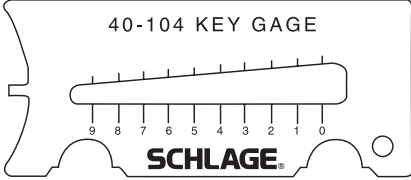
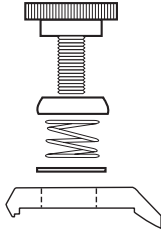
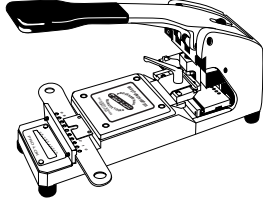
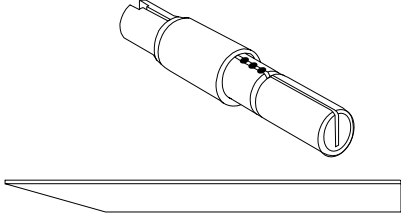

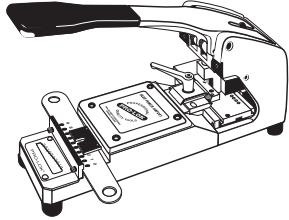


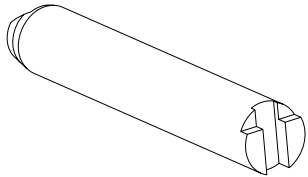
Shaded items are standard components and are furnished with locks unless otherwise specified.

Table of Contents	
Keying Tools & Kits	Tools-2
Full Size Pin Kits	Tools-2
Full Size Keying Tools	Tools-3
Small Format Interchangeable Core Pin Kits	Tools-4
Small Format Interchangeable Core Service Equipment	Tools-4
Competitive Keying Kits	Tools-5
Competitive Keying Tools	Tools-5
Tools	Tool-6
Installation Templates	Tools-6
Installation Tools	Tools-7
Torx® Tools	Tools-7
Kits	Tools-8
Portable Security Repair Kit	Tools-8
Home Secure RCK Accessories	Tools-8
Maintenance Kits (Replacement Parts Assortments)	Tools-8
Installation JIG	Tools-9
Mortise JIG (wood)	Tools-10
How To Order	Forms & Examples



Full Size Pin Kits				
Part Number	Description	Contents		Price Each
40-070	Primus pin kit Sidebars	Finger pins Finger pin springs	Sidebar springs Plug holder	\$407.00
40-119	Pin kit, seal-tight metal box	Bottom pins Master pins Top pins Pin springs Retainer caps	Retainer cap pins Retainer cap pin springs Shim stock T-pin Tweezers Follower bar	Cylinder Cap Removal Tool T-Pin Spring 346.00
40-132	Retail Keying Kit, seal-tight metal box	Bottom pins Top pins Pin springs Cylinder caps Cap spring and pins	B-Series cylinder bars Key gage Follower bar Cap-removal tool Retaining Rings	T-Pin Spring T-Pin Removable Cap 208.00
40-133	Home Secure™ Pin kit	Bottom pins Top pins Master pins Follower bar Removal tool Key gage Cylinder springs	Tweezers Retaining rings Retainer caps Retainer cap pin springs B-Series cylinder bars B-Series drivers Shim stock	Construction balls Retainer cap pins T-Pin Spring T-Pin Removable Cap 358.00
40-134	Pin kit, snap-tight plastic box	Bottom pins Top pins Pin springs Retainer cap pins	Key gage Follower bar T-Pin Spring T-Pin	Removable Cap 97.10

Note: 1) For replacement pins and springs, see **Cylinders**.

<p>40-104</p>  <p>40-104 KEY GAGE SCHLAGE</p>	<p>40-074</p> 	<p>40-075</p> 
<p>40-116</p> 	<p>M204-200</p> 	<p>40-099</p> 
<p>M540-000 Aluminum follower and Master Pin Remover</p> 	<p>M540-056</p> 	<p>M540-051</p> 

Full Size Keying Tools		
Part Number	Description	Price Each
40-066	Primus® plug holder	\$105.00
40-074*	Everest vise jaw upgrade kit	75.00
40-075**	Key biting punch for Everest C Family, Everest 29 S and Obverse keyway families	2,528.00
40-104	Key gage (All Schlage keys except SFIC)	13.60
40-116	Shell loading tool	122.00
40-099	Key biting punch for Everest D and Everest 29 T Families	3,031.00
M204-168	Lubriplate	7.40
M204-200	Tweezers	32.50
M204-201	Shim (pack of 25)	25.40
M540-051	Follower	2.80
M540-056	Cylinder cap removal tool	52.70
M204-200	Tweezers	34.70
M540-000	Aluminum Follower and Master Pin Remover	47.60
M504-548	Follower for Modular Cylinder	15.60

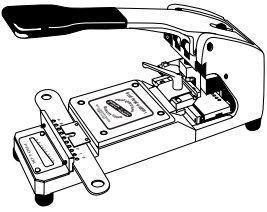
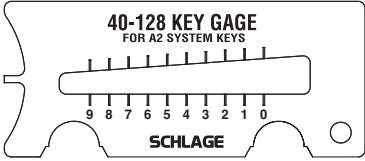
* Adds Everest C and Everest 29 S Family capability to Blue Punch key machines (designed for Obverse keys) with serial numbers below 990358, manufactured before July 1999.

** For all conventional and Primus keys with Obverse, Everest C and Everest 29 S Family sections only.

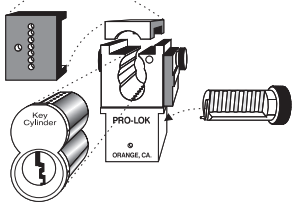
Small Format Interchangeable Core Pin Kits

Part Number	Description	Contents	Price Each
40-129	A2 System pin kit	Blocking pin springs Blocking pins Bottom pins Caps Master/build-up/top pins Tumbler springs	Plug retainers Capping block Capping tool Ejector tool Key gage Tweezers


Note: 1) For pin kit refills, see **Cylinders**.

<p>40-071 Everest B and Everest 29 R Family Key Bitting Punch</p> 	<p>40-181 Falcon/Best® SFIC Key Bitting Punch</p> 	<p>40-128 SFIC Key Gage</p> 
--	--	--

40-171
IC Decode, Dump Tool



40-172
Ejector Pin



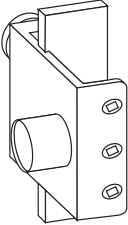
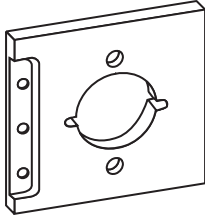
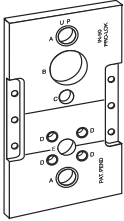
40-173
Staking Tool


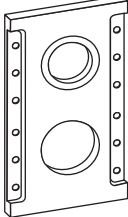
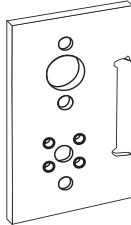


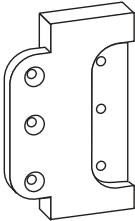
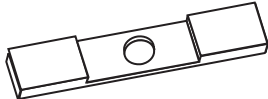
Small Format Interchangeable Core Service Equipment

Part Number	Description	Price Each
40-071*	Key bitting punch, Everest B and Everest 29 R Family keys only	\$3,181.00
40-128	Key gage, A2 system	14.40
40-181	Key bitting punch, Falcon/Best®	2,996.00
40-171	IC decode, rekey, dump tool	214.00
40-172	Ejector Tool	40.40
40-173	Staking Tool	40.40


* For service of this key machine, contact:
Pro-Lok
655 North Hariton St.
Orange, CA 92668
(714) 633-0681
FAX (714) 633-0471

<p>40-149 Universal Clamp</p> 	<p>40-154 AL & ND Template</p> 	<p>40-155 L-Series Template (front side)</p> 
--	---	---

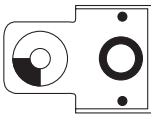
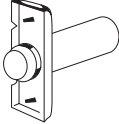
<p>40-152 1 3/8" Thick Door Adapter x 2 3/8" Backset</p> 	<p>40-159 H-Series Template</p> 	<p>40-157 L-Series Template (reverse side)</p> 
---	--	---

<p>40-153 5" Backset Adapter</p> 	<p>40-158 Mortise Pocket Filler (edge)</p> 
--	--

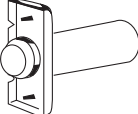
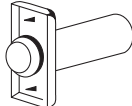
40-026
1 1/2" Bushing (old style)



Strike Marking Chisels

<p>40-029</p> 	<p>40-030</p> 
--	--

Latch Marking Chisels

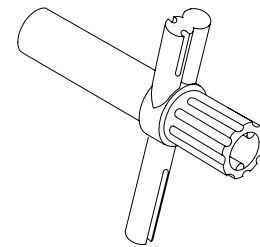
<p>40-031 1" Front</p> 	<p>40-032 1 1/8" Front</p> 
---	---

Installation Tools		
Part Number	Description	Price Each
40-017	AL and D-Series Lever castle nut wrench	\$10.60
40-026	Bushing, 1 1/2", for 40-012 jig	40.10
40-029	Strike marking chisel - full lip strikes	64.20
40-030	Strike marking chisel - 1 1/8" x 2 3/4"	71.00
40-031	Latch marking chisel - 1" x 2 1/4"	61.30
40-032	Latch marking chisel - 1 1/8" x 2 1/4"	61.30
40-049	Tool box, for 40-006 kit	226.00
40-050	Tool box, for 40-055 kit	200.00
40-112	Circular strike bit for machine equipment	699.00
40-149	Universal Clamp	192.00
40-152	Backset Adapter for 1-3/8" doors and/or 2-3/8" Backset	188.00
40-153	Backset Adapter for 5" Backset	131.00
40-154	AL and ND-Series Template	189.00
40-155	L-Series Template (front side)	278.00
40-157	L-Series Template (reverse side)	278.00
40-158	L-Series mortise pocket filler (edge)	139.00
40-159	H-Series Template	239.00
40-035	Strike locator - 7/8"	44.00
40-015	7/8" Boring bit	165.00
40-179	Strike locator - 1"	44.00
40-175	1" Boring bit	85.20
40-176	2-1/8" Multi-spur bit	214.00
40-177	1-1/2" Multi-spur bit	186.00
40-178	Quick change bit adapter	147.00
24002693	ND & L Lever removal tool	18.70
24341471	ND & L Lever removal tool - 20 pack	343.00
M204-198	Boring jig, for AL or D-Series Levers	13.50
M504-271	Tool to remove AL and D-Series levers	1.50
M504-306	Circular faceplate wrench	2.10
021415	Spanner wrench, D-Series Knobs and L-Series	3.40
M504-347	Socket screw key, for 40-012 jig	2.00
M504-413	Installation tool, interchangeable core	14.30
N523-108	Tool to remove AL and D-Series levers	1.30

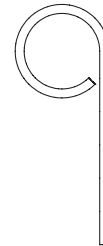


021415

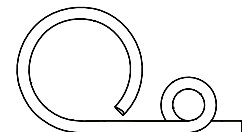
M504-413



M504-271



N523-108



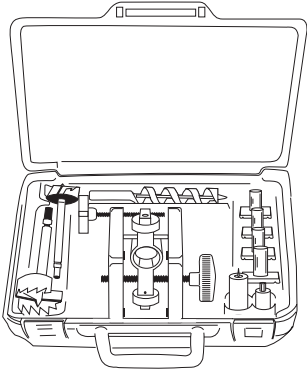
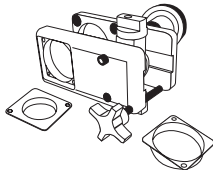


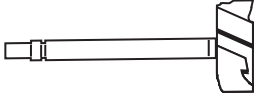




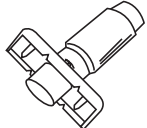
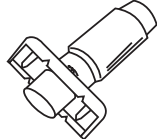
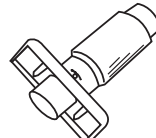
Torx® Tools		
Part Number	Description	Price Each
M504-424	Tool T-8	\$34.60
M504-425	Tool T-15	33.40
M504-426	Tool T-20	
M504-427	Tool T-30	
M504-428	Tool T-10	

Home Secure RCK Accessories		
Part Number	Description	Price Each
50-110	Home Secure Keying Chart Fifteen construction key combinations, each with 600 compatible home owner combinations for a total of 9,000 key combinations. Includes user's manual.	\$398.00
P513-024	Home Secure Construction Key Envelopes	0.40
P513-023	Home Secure Owner Key Envelopes	0.40
34-401	Home Secure Replacement Construction Balls (pack of 1,000 construction balls)	32.90

Maintenance Kits (Replacement Parts Assortments)		
Part Number	Description	Price Each
40-054	L-Series maintenance kit	\$772.00
40-097	ND-Series lever maintenance kit	246.00
40-223	Modular Cylinder Service Kit	830.00

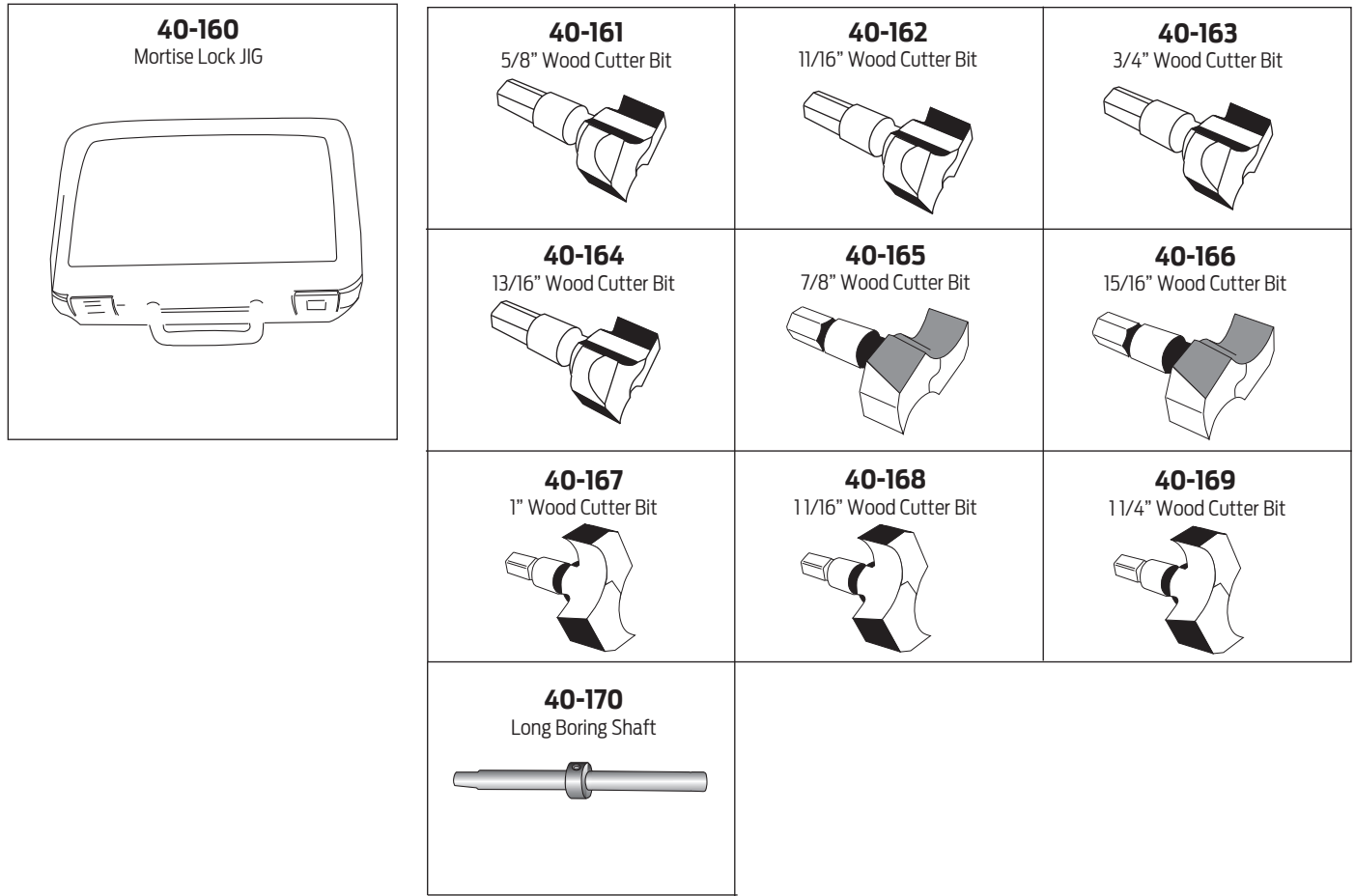


Portable Security Repair Kits		
Part Number	Description	Price Each
KZ390AL	Portable Security Repair Kit supports all Portable Security Commercial Padlocks and Locking Cables, SFIC and KNK. See PS-9 for additional details.	\$547.00

<p>40-147 Complete Installation Kit</p> 	<p>40-148 Installation JIG</p> 	<p>M504-497 Case Only</p> 	<p>40-176 2 1/8" Multi Spur Bit</p> 		
<p>40-177 1 1/2" Multi Spur Kit</p> 	<p>40-175 1" Bit 40-015 7/8" Bit</p> 	<p>40-179 1" Strike Locator 40-035 7/8" Strike Locator</p> 	<p>40-178 Quick Change Bit Adapter</p> 	<p>40-029 Full Lip Strike Chisel</p> 	<p>40-030 1 1/8" x 2 3/4" Strike Chisel</p> 
<p>40-031 1" x 2 1/4" Latch Chisel</p> 	<p>40-032 1 1/8" x 2 1/4" Latch Chisel</p> 				

Installation Kits				
Part Number	Description	Contents		Price Each
40-147	Installation Kit for Locksets & Deadbolts Kit includes JIG, Case, (2) Multi-spur bits, (4) latch/strike chisels, (2) Bushing Plates, Quick Change bit adapter, 1" Auger bit & strike locator	40-148 M504-497 40-176 40-177 40-030 40-032	40-175 40-179 40-178 40-029 40-031	\$2,023.00
M504-497	Case Only	-		179.00
40-148	Installation JIG only	-		1,533.00

Notes: 1) For F-Series installation, 40-015 and 40-035 (Page Tool-7) is required.
2) For 40-147, doors requiring thru-bolt holes and/or 7/8" edge bores, bits sold separately. Reference Tool-7.



TOOLS AND KITS

Tools-9

Merchandising Aids

Installation Kits			
Part Number	Description	Contents	Price Each
40-160	Installation kit for mortise lock Kit includes: Jig, Case (3 wood cutter bits and long boring shaft)	40-160 40-165 40-167	40-169 40-170 \$1,063.00

Installation Tools		
Part Number	Description	Price Each
40-161	5/8" Woodcutter Bit	\$101.00
40-162	11/16" Woodcutter Bit	101.00
40-163	3/4" Woodcutter Bit	101.00
40-164	13/16" Woodcutter Bit	101.00
40-165	7/8" Woodcutter Bit	109.00
40-166	15/16" Woodcutter Bit	109.00
40-167	1" Woodcutter Bit	109.00
40-168	1-1/16" Woodcutter Bit	109.00
40-169	1-1/4" Woodcutter Bit	133.00
40-170	Long boring shaft for locks up to 6"	209.00

TOOLS AND KITS

Tools-10

Merchandising Aids

Table of Contents

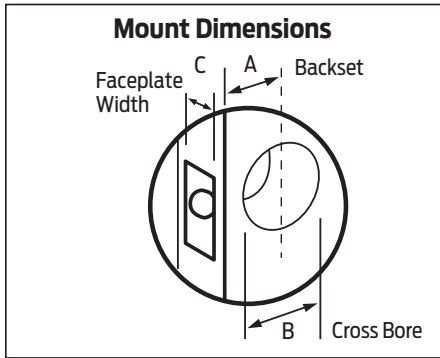
Display Mounts	Merch-3
Solid Oak Mounts.....	Merch-3
Special Parts.....	Merch-3
Miscellaneous	Merch-4
Finish Selector Kit.....	Merch-4
Plastic Lock Case Cover.....	Merch-4
Promotional Items.....	Merch-4
How To Order	Forms & Examples

Product literature is available, contact Customer Service.

Solid Oak Mounts			
<p>44-104</p>	<p>44-105</p>	<p>44-106</p>	<p>44-107</p>
<p>44-108</p>	<p>44-109*</p>	<p>44-110</p>	<p>44-111</p>
<p>44-112</p>	<p>44-113</p>	<p>44-119*</p>	<p>44-120*</p>
<p>44-121</p>	<p>XL11-806</p>	<p>44-161</p>	<p>44-162</p>

* Top and bottom holes are 4" center to center.

Dexter by Schlage			
<p>44-070</p>	<p>44-133</p>	<p>44-132</p>	<p>44-157</p>



Display Mounts						
Part Number	Description	Dimensions				Price Each
		A	B	C	Overall	
44-104	B (except BR260 & B260E)	2 3/8"	1 1/2"	1 1/8"	6" x 9 1/2"	\$93.00
44-105	A, F/FA, B/BA (single) and BE	2 3/8"	2 1/8"	1"	6" x 9 1/2"	93.00
44-106	A with B/BA, F/FA, FE, and H (double)	2 3/8"	2 1/8"	1"	6" x 14"	112.00
44-107	A, F/FA, B/BA (triple)	2 3/8"	2 1/8"	1"	6" x 14"	119.00
44-108	A, F/FA, B/BA (quadruple)	2 3/8"	2 1/8"	1"	6" x 24 1/2"	149.00
44-109	F/FA, FE300	2 3/8"	2 1/8"	1"	6" x 24 1/2"	123.00
44-110*	L9000	2 3/4"	—	—	8 1/2" x 14"	120.00
44-111	A, B600/700/800, D Knob, S (single)	2 3/4"	2 1/8"	1 1/8"	8 1/2" x 14"	127.00
44-112	D Lever, AL (single), ND Lever	2 3/4"	2 1/8"	1 1/8"	8 1/2" x 14"	156.00
44-113	A, S, D Knob (triple)	2 3/4"	2 1/8"	1 1/8"	8 1/2" x 24 1/2"	181.00
44-115	Clear plastic mount ring	—	2 1/8"	—	2 1/2" x 1"	36.00
44-119	F300 BOW	2 3/8"	1 1/2" (top) 2 1/8" (bottom)	1"	6" x 24 1/2"	119.00
44-120	F300 CEN	2 3/8"	1 1/2" (top) 2 1/8" (bottom)	1"	6" x 24 1/2"	119.00
44-121	S200, H	2 3/8"	1 1/2" (top) 2 1/8" (bottom)	1"	6" x 14"	122.00
44-161	FE & BE Keypad Lock Mount	2 3/8"	2 1/8"	1"	6" x 14"	88.40
44-162	FE & BE Keypad Lock & Keypad Deadbolt Mount	2 3/8"	1 1/2" (top) 2 1/8" (bottom)	1"	6" x 19"	113.00

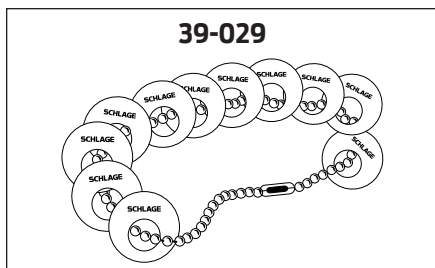
* For special L lock mount, see **Special Parts**.

- Notes:** 1) Price does not include lock.
2) L400-Series mounts are not available.

Dexter by Schlage Mounts		
Part No.	Description	List
44-070	Dexter 3 Hole Mount (2-1/8" Cross Bore, 1" Edge Bore)	\$119.00
44-132	Dexter 1 Hole Mount (2-1/8" Cross Bore, 1" Edge Bore)	93.00
44-133	Dexter Handleset Mount (2-1/8" Cross Bore, 1" Edge Bore)	119.00
44-157	Dexter Handleset Decorative Trim - Cirrus - Mount (2-1/8" Cross Bore, 1" Edge Bore)	112.00

Special Parts		
⌚ Extended Factory Lead Time		Not subject to standard discount terms
Part Number	Description	Price Each
XL11-806	Modified 44-110 display mount with see-through window	\$436.00

Note: 1) If you are unable to find your required hardware solution in this price book, please use the Schlage Innovation Center Process in the forms and example section.



Finish Selector Kit

Part Number	Description	Price Each
39-029	Finish selector kit Finishes: 505, 605, 606, 609, 612, 613, 619, 620, 622, 625, 626, 629, 630, 716, 643e	\$35.20

Plastic Lock Case Cover

Part Number	Description	Price Each
39-042*	Plastic lock case cover (for display), L-Series	\$66.00

Modular Cylinder Sales Kit

Part Number	Description	Price Each
40-224	Contents: FSIC Classic, SFIC Everest 29 R, Primus XP Classic, Everest 29 S, Everest 29 S Primus XP, Mortise Modular Cylinder, Rim Modular Cylinder	\$572.00

Part Number	Page Number	Part Number	Page Number	Part Number	Page Number
Numerics					
00-041	279	09-159	190	09-553	184
01-001	67, 214	09-189	190	09-554	184
01-002	67	09-195	268	09-555	184
01-008	67, 214	09-196	268	09-611	186
01-009	67, 214	09-197	268	09-632	183
01-018	214	09-198	268	09-633	183
01-026	67, 214	09-199	268	09-634	183
01-053	67, 214	09-200	268	09-635	183, 191
01-055	69	09-401	183	09-636	183
01-056	69	09-402	183, 237	09-637	183
01-057	69	09-403	183, 237	09-638	183
01-058	69	09-404	183	09-639	183
01-060	69, 217	09-409	267	09-640	183
01-063	69, 217	09-410	267	09-641	183
01-081	214	09-411	267	09-655	184
02-037	282, 283	09-412	267	09-661	173, 185
03-000	110	09-416	268	09-662	173, 181, 185
03-030	110	09-417	268	09-663	173, 174, 181, 185
03-031	110	09-418	268	09-664	173, 181, 185
03-032	110	09-446	180	09-665	173, 185
03-042	105, 110	09-447	180	09-666	173, 181, 185
03-044	111	09-449	180	09-667	173, 185
03-055	111	09-451	180	09-668	173, 185
03-066	111	09-454	180	09-669	150, 173, 185
03-077	111	09-455	180	09-670	173, 185
04-001	94	09-456	180	09-671	173, 185
04-002	94	09-459	237	09-672	173, 185
04-006	94	09-473	181	09-713	173, 185
04-007	94	09-474	181	09-717	173, 185
04-020	95	09-475	181	09-718	173, 185
04-021	95	09-477	181	09-751	267
04-022	95	09-483 134	182	09-752	267
04-023	95	09-483 138	182	09-753	267
04-025	95	09-483 200	182	09-754	267
04-026	95	09-483 212	182	09-756	268
04-030	94	09-483 214	182	09-757	268
04-031	94	09-484 114	181	09-764	267
04-033	94	09-484 118	181	09-765	267
04-034	94	09-484 138	181	09-766	267
04-060	81	09-485 114	181	09-767	267
06-252	204	09-485 118	181	09-774	110, 315
07-035	214	09-485 138	181	09-833	267
07-057	214	09-488 134	182	09-834	267
08-000	228	09-488 138	182	09-835	267
08-020	214, 226, 246	09-488 200	182	09-836	267
08-021	246	09-488 212	182	09-900	186, 192
08-023	204	09-488 214	182	09-904	186, 192
08-027	226, 246	09-493	182	09-905	186, 192
08-030	226	09-494	181	09-907	186, 192
08-032	226	09-494 112	181	09-992	317
08-034	226	09-494 1326	181	09-993	317
08-035	226	09-506	184	09-994	317
09-019	268	09-508	183	09-995	317
09-138	190	09-509	186	09-996	317
09-139	190	09-509 027	186	09-997	317
09-155	190	09-509 033	186	09-998	317
09-156	190	09-509 040	186	10-001	60, 63, 65, 68, 77, 79, 82, 119, 120, 121, 123, 200, 202, 203, 210, 212, 213, 215, 216, 223, 225, 227, 243, 245, 246
09-157	190	09-509 047	186		
09-158	190	09-550	184		
		09-551	184		
		09-552	184		

INDEX

Part Number	Page Number	Part Number	Page Number	Part Number	Page Number
10-001100.....	68, 82	10-109.....	196, 202, 203, 220, 225, 227	12-628.....	144
10-001112.....	68, 82	10-110.....	225, 227	12-630.....	138, 143, 144
10-001114.....	68, 82	10-111.....	225, 227	12-631.....	141, 143, 144
10-001118.....	68, 82	10-112.....	132, 144, 223, 227	12-632.....	143, 144
10-001134.....	68, 82	10-116.....	200, 202, 203	12-633.....	131, 132, 143, 144, 203, 225, 226, 227
10-001200.....	68, 82	10-121.....	202, 203	12-640.....	143, 144
10-004.....	63, 65, 66, 68, 79, 82, 119, 120, 121, 212, 215, 245, 246	10-122.....	202, 203	12-641.....	141, 143, 144
10-013.....	91, 93, 95, 96, 105, 107, 111, 112	10-123.....	202, 203	12-642.....	143, 144
10-013-112.....	95, 111	10-124.....	202, 203	12-643.....	143, 144
10-013-118.....	95, 111	10-250.....	206, 212, 213, 216	12-650.....	144
10-016.....	91, 93, 95, 105, 107, 111	10-251.....	212, 216, 225, 227	12-651.....	144
10-025.....	63, 65, 66, 68, 74, 77, 79, 80, 82, 84, 88, 91, 93, 95, 96, 100, 105, 107, 111, 112, 116, 119, 120, 121, 123, 240, 243, 245, 246, 247	10-252.....	212, 216	12-652.....	144
10-025112.....	68, 82	10-253.....	212, 216, 225, 227	12-653.....	144
10-025-112.....	95, 111	10-255.....	212, 216	13-047.....	93, 100, 105, 107, 110
10-025138.....	68, 82, 246	10-256.....	212, 216, 225, 227	13-048.....	105, 107, 110
10-025-138.....	95, 111	10-257.....	212, 216, 225, 227	14-001.....	91, 93, 94
10-0251316.....	68, 82, 120, 121, 245, 246	10-258.....	212, 216, 225, 227	14-010.....	93, 94, 107, 110
10-025-1316.....	95, 111	10-259.....	212, 216, 225, 227	14-019.....	88, 91, 93, 94
10-026.....	63, 65, 68, 79, 82, 200, 202, 203, 210, 212, 215, 216, 223, 225, 227, 245, 246	11-068.....	63, 65, 67, 77, 79, 82, 212, 213, 215	14-028.....	93, 94, 107, 110
10-027.....	65, 68, 77, 79, 82, 200, 202, 203, 210, 212, 215, 216, 223, 225, 227, 243, 245, 246	11-069.....	65, 67, 79, 82, 212, 215	14-042.....	91, 93, 94, 105, 107, 110
10-055.....	210, 212, 213, 215, 216	11-085.....	60, 63, 65, 67, 79, 82, 212, 215	14-047.....	93, 94, 107, 110
10-058.....	31, 63, 65, 68, 77, 79, 82, 210, 212, 215, 216, 223, 225, 227	11-088.....	65, 67, 77, 79, 82, 212, 215	14-048.....	93, 94, 107, 110
10-064.....	129, 131, 132, 141, 143, 144, 210, 212, 215, 216, 223, 225, 227	11-091.....	65, 67, 79, 82, 212, 215	16-132.....	203, 225, 227, 245, 246
10-072.....	150, 173, 174, 181, 185, 192	11-092.....	65, 67, 79, 82, 212, 215	16-203.....	243, 245, 246
10-0721316.....	185	11-096.....	65, 66, 67, 74, 77, 79, 80, 82	16-204.....	225, 227, 240, 243, 245, 246
10-073.....	173, 185	11-103.....	65, 67, 79, 82	16-228.....	203, 225, 227
10-075.....	173, 185	11-104.....	63, 65, 67, 77, 79, 82, 212, 215	16-260.....	200, 203
10-078.....	173, 185	11-105.....	65, 67, 79, 82, 212, 215	16-480.....	223, 225, 227
10-079.....	173, 185	11-110.....	31, 65, 67, 79, 82, 212, 215	16-481.....	225, 227
10-087.....	129, 131, 132, 141, 143, 144	11-111.....	65, 67, 79, 82, 212, 215	16-482.....	225, 227
10-091.....	152, 185	11-112.....	65, 67, 79, 82, 212, 215	16-483.....	203, 225, 227
10-092.....	126, 129, 131, 132, 141, 143, 144, 200, 202, 203, 210, 212, 215, 216, 223, 225, 227	11-113.....	65, 67, 79, 82, 212, 215	16-484.....	203, 225, 227
10-094.....	129, 131, 132, 138, 141, 143, 144, 200, 202, 203, 223, 225, 227	11-116.....	65, 67, 77, 79, 82	19-071.....	206, 210, 212, 215
10-095.....	129, 131, 132, 141, 143, 144, 200, 202, 203, 210, 212, 215, 216, 223, 225, 227	11-118.....	65, 67, 79, 82	19-072.....	212, 215
10-103.....	131, 132, 143, 144	12-100.....	119, 120, 121	19-073.....	212, 215
10-104.....	131, 132, 143, 144	12-103.....	116, 120, 121	19-074.....	212, 215
10-108.....	129, 131, 132, 144	12-260.....	202	19-075.....	212, 215
		12-287.....	129, 131, 132	19-076.....	212, 215
		12-288.....	129, 131, 132, 212, 213, 215, 223, 225, 226, 227	19-077.....	210, 212, 215
		12-289.....	126, 129, 131, 132, 212, 215, 225, 226, 227	19-078.....	212, 215
		12-290.....	129, 131, 132, 212, 215	19-079.....	210, 212, 215
		12-291.....	131, 132, 203, 225, 226, 227	19-080.....	212, 215
		12-294.....	131	19-081.....	212, 215
		12-297.....	141, 143, 144	19-082.....	212, 215
		12-317.....	141, 143, 144	20-001.....	31, 193, 264, 265, 290, 298, 301, 309, 310, 311
		12-339.....	196, 202, 203, 220	20-002.....	290, 309
		12-340.....	200, 202, 203	20-009.....	308
		12-617.....	145	20-013.....	291
		12-618.....	145	20-021.....	302, 311
		12-625.....	145	20-022.....	302, 311
		12-626.....	132, 145	20-030.....	310, 315, 317
		12-627.....	144	20-033.....	310, 315, 317
				20-057.....	303, 311
				20-059.....	294
				20-060.....	295
				20-061.....	294, 309
				20-062.....	295
				20-066.....	310, 315, 317

Part Number	Page Number	Part Number	Page Number	Part Number	Page Number
20-067	310, 315, 317	20-510	302	20-589	172, 292
20-069	310, 315, 317	20-510-XP	302	20-589-XP	292
20-071	278	20-515	193, 290, 309	20-593	193, 290
20-071-XP	278	20-515-XP	193, 290	20-593-XP	193, 290
20-072	278	20-516	302	20-700	193, 290, 301, 309, 311
20-072-XP	278	20-516-XP	302	20-700-XP	193, 290, 301
20-079	303, 311	20-517	193, 290	20-701	193, 290, 309
20-090	295	20-517-XP	193, 290	20-701-XP	193, 290
20-091	295	20-518	291	20-705	308
20-172	275	20-518-XP	291	20-705-XP	308
20-174	275	20-519	306	20-706	291
20-188	123, 135, 278, 280	20-519-XP	306	20-706-XP	291
20-188-XP	123, 135, 278, 280	20-520	306	20-708	291
20-189	135, 278	20-520-XP	306	20-708-XP	291
20-189-XP	135, 278	20-523	307	20-709	302
20-190	123, 135, 278, 280	20-523-XP	307	20-709-XP	302
20-190-XP	135, 278	20-524	71, 97, 218, 270, 272	20-710	302, 311
20-191	123, 135, 278, 280	20-524-122	71, 218, 270	20-710-XP	302
20-191-XP	123, 135, 278, 280	20-524-122-XP	270	20-715	193, 290, 309
20-200	269	20-524-XP	71, 97, 218, 270, 272	20-715-XP	193, 290
20-201	269	20-524-XP-122	71, 218	20-716	302
20-202	269	20-526	306	20-716-XP	302
20-203	269	20-526-XP	306	20-717	193, 290
20-204	269	20-527	306	20-717-XP	193, 290
20-205	269	20-527-XP	306	20-718	291
20-206	269	20-528	85, 272, 301	20-718-XP	291
20-207	269	20-528-XP	85, 272, 301	20-719	306
20-208	269	20-530	280	20-719-XP	306
20-209	269	20-530-XP	280	20-720	306
20-210	269	20-531	280	20-720-XP	306
20-211	269	20-531-XP	280	20-722	295
20-212	269	20-539	306	20-722-XP	295
20-213	269	20-539-XP	306	20-723	307
20-214	269	20-542	148, 287	20-723-XP	307
20-215	269	20-542-XP	148, 287	20-724	31, 64, 71, 97, 211, 218, 270, 272
20-216	269	20-543	148, 287	20-724-122	71, 218, 270
20-217	269	20-543-XP	148, 287	20-724-122-XP	270
20-218	269	20-544	148, 287	20-724-XP	71, 97, 218, 270, 272
20-219	269	20-544-XP	148, 287	20-724-XP-122	71, 218
20-220	269	20-545	135, 148, 278, 287	20-726	306
20-221	269	20-545-XP	135, 148, 278, 287	20-726-XP	306
20-222	269	20-546	135, 148, 278, 287	20-727	306
20-223	269	20-546-XP	135, 148, 278, 287	20-727-XP	306
20-224	269	20-547	307	20-728	78, 85, 272, 301
20-225	269	20-547-XP	307	20-728-XP	85, 272, 301
20-226	269	20-548	97, 272	20-729	123, 211, 280
20-227	269	20-550	271, 273, 301	20-730	280
20-228	269	20-550-XP	271, 273, 301	20-730-XP	280
20-229	269	20-552	228, 248, 274	20-731	280
20-500	193, 290, 301, 309	20-552-XP	228, 248, 274	20-731-XP	280
20-500-XP	193, 290, 301	20-554	271	20-739	306
20-501	193, 290, 301	20-554-XP	271	20-739-XP	306
20-501-XP	193, 290	20-562	306	20-740	64, 78, 92, 106, 172, 211, 224, 244, 304
20-505	308	20-562-XP	306	20-740-XP	304
20-505-XP	308	20-565	114, 273	20-741	304
20-506	291	20-565-XP	114, 273	20-741-XP	304
20-506-XP	291	20-572	275	20-742	148, 286
20-508	291	20-572-XP	275	20-742-XP	148, 286
20-508-XP	291	20-574	275	20-743	148, 286
20-509	302	20-574-XP	275		
20-509-XP	302	20-587	193, 290		

INDEX

Part Number	Page Number	Part Number	Page Number	Part Number	Page Number
20-743-XP	148, 286	22-062	281	24-570-XP	280
20-744	148, 286	22-069	278	24-729	218
20-744-XP	148, 286	22-081	228, 280	24-761	301
20-745	135, 148, 278, 286	22-082	280	24-761-XP	301
20-745-XP	135, 148, 278, 286	22-085	148, 286	24-762	301
20-746	135, 148, 278, 286	22-086	148, 286	24-762-XP	301
20-746-XP	135, 148, 278, 286	22-093	204, 280	24-763	301
20-747	307	22-642	148, 286	24-763-XP	301
20-747-XP	307	22-643	148, 286	24-764	301
20-748	92, 97, 272	22-644	148, 286	24-764-XP	301
20-748-XP	97, 272	22-645	135, 278	24-765	301
20-750	271, 273, 301	22-646	135, 278	24-765-XP	301
20-750-XP	271, 273, 301	23-000	273	24-767	292
20-752	224, 228, 244, 248, 274	23-001	97, 272	24-767-XP	292
20-752-XP	228, 248, 274	23-002	97	24-769	228, 280
20-757	303, 311	23-002-098	97	24-769-XP	228, 280
20-757-XP	303	23-003	97, 272	24-770	280
20-762	306	23-013	271, 273, 301	24-770-XP	280
20-762-XP	306	23-014	273	25-019	284
20-763	294, 309, 311	23-030	304, 338	26-021	193, 290, 298, 309
20-763-XP	294	23-030-ICX	338	26-023	292, 298
20-765	106, 114, 273	23-031	302, 304	26-064	294, 309
20-765-XP	114, 273	23-037	284	26-072	291
20-771	294, 309	23-038	284	26-073	291
20-771-XP	294	23-039	284	26-091	294, 309, 311
20-772	275	23-040	284	26-094	294, 309
20-772-XP	275	23-041	284	26-098	295
20-774	275	23-042	284	30-001	181, 191, 193, 290, 298, 311
20-774-XP	275	23-045	284	30-001-118	191
20-776	294, 295	23-065	114, 273	30-002	193, 290, 298
20-776-XP	294, 295	23-118	271	30-004	292, 298, 311
20-782	294	24-022	306	30-005	292, 298
20-782-XP	294	24-031	301	30-007	294, 311
20-783	294	24-032	301	30-008	191, 294, 311, 338
20-783-XP	294	24-033	301	30-010	294
20-787	172, 193, 290, 311	24-034	301	30-016	294
20-789	292, 311	24-035	301	30-021	193, 290, 298
20-789-XP	292	24-119	306	30-022	193, 290, 298
20-793	172, 193, 290	24-120	306	30-030	294
20-793-XP	193, 290	24-123	307	30-032	294
20-798	294, 311	24-126	306	30-120	304
20-798-XP	294	24-127	306	30-121	304
20-854	271	24-139	306	30-137	294
20-854-XP	271	24-147	307	30-138	294
21-000	114	24-529	218	30-140	294
21-002	71, 218, 270, 272	24-529-XP	218	33-005	315
21-002-122	71, 218, 270	24-561	301	33-007	306, 307, 315
21-003	71, 218, 270, 272	24-561-XP	301	33-058	315
21-003-168	71, 218, 270	24-562	301	33-059	315
21-020	85, 272, 301	24-562-XP	301	33-059-149	315
21-021	85, 272	24-563	301	33-060	306, 315
21-059	228, 248, 274	24-563-XP	301	33-065	315
22-001	123, 218, 280	24-564	301	33-080	306, 315
22-002	123, 218, 280	24-564-XP	301	33-081	306, 315
22-003	135, 278	24-565	301	33-119	270, 272, 273, 274, 275, 278, 286, 301, 306, 315
22-004	135, 278	24-565-XP	301	33-133	315
22-017	280	24-567	292	33-134	271
22-018	280	24-567-XP	292	33-136	270, 271, 272, 273, 274, 275, 278, 286, 301,
22-019	280	24-569	228, 280		
22-020	280	24-569-XP	228, 280		
22-061	281	24-570	280		

Part Number	Page Number	Part Number	Page Number	Part Number	Page Number
33-137	306, 315 270, 271, 272, 273, 274, 275, 278, 301, 306, 310, 315	34-401	312, 386	35-079	322
33-138	270, 271, 272, 273, 274, 275, 278, 301, 306, 310, 315	34-800	313	35-096	334
33-139	315	34-801	313	35-097	334
33-154	270, 271, 272, 273, 274, 275, 278, 287, 301, 306, 315	34-802	313	35-100	53, 322, 345, 349
33-160	315	34-803	313	35-101	31, 53, 322, 345, 349
33-162	306, 307, 315	34-804	313	35-102	322
33-163	306, 307, 315	34-805	313	35-104	334
33-167	286, 315	34-806	313	35-110	334
33-186	286, 315	34-807	313	35-111	334
33-216	270, 272, 273, 315	34-808	313	35-115	328
33-221	270, 271, 272, 273, 274, 275, 278, 287, 301, 306, 315	34-809	313	35-115-XP	329
33-222	306, 315	34-902	313	35-116	328
33-223	306, 315	34-903	313	35-116-XP	329
33-224	306, 307, 315	34-904	313	35-130	322
33-225	306, 307, 315	34-905	313	35-131	322
33-231	306, 307, 315	34-906	313	35-135-C	342
33-232	306, 315	34-907	313	35-138	332
33-233	310, 315	34-908	313	35-138-XP	333
33-234	310, 315	34-909	313	35-140	322
33-235	270, 272, 273, 315	34-910	313	35-141	31, 322
33-236	315	34-911	313	35-143	322
33-616	310, 315	34-912	313	35-144	322
33-806	310, 315	34-913	313	35-157	53, 328, 345, 349
34-001	312	34-914	313	35-157-XP	53, 329, 345, 349
34-002	312	34-915	313	35-158	53, 328, 345, 349
34-003	312	34-916	313	35-158-XP	53, 329, 345, 349
34-004	312	34-917	313	35-159	328
34-005	312	34-918	313	35-199	332
34-006	312	34-919	313	35-199-XP	333
34-007	312	34-950	313	35-215	332
34-058	312	34-952	313	35-215-XP	333
34-101	312	35-000	334	35-216	332
34-102	312	35-001	334	35-216-XP	333
34-103	312	35-002	53, 266, 324, 336, 345, 349	35-218	332
34-202	312	35-003	53, 324, 345, 349	35-218-XP	333
34-203	312	35-004	53, 330, 345, 349	35-223	335
34-204	312	35-004-XP	53, 331, 345, 349	35-224	335
34-205	312	35-005	53, 330, 345, 349	35-227	335
34-206	312	35-006	330	35-228	335
34-207	312	35-006-XP	331	35-229	335
34-208	312	35-007	324	35-250	334
34-209	312	35-008	334	35-251	334
34-300	312, 313	35-009	53, 266, 324, 345, 349	35-264	327
34-301	312, 313	35-012	330	35-267	326
34-302	312	35-012-XP	331	35-268	266, 326, 336
34-303	312	35-013	330	35-269	326
34-304	312	35-013-XP	331	35-270	266, 326
34-305	312	35-015	324	35-271	326
34-306	312	35-016	324	35-272	320, 326
34-307	312	35-019-XP	331	35-273	332
34-308	312	35-021	53, 325, 346, 349	35-273-XP	333
34-309	312	35-039	334	35-310	53, 325, 346, 349
		35-052	328	35-400	327
		35-052-XP	329	35-401	53, 325, 346, 349
		35-053	328	36-056	214, 226
		35-053-XP	329	36-066	282, 303
		35-056	31, 53, 322, 345, 349	36-067	282
		35-057	334	36-068	282
		35-076	322	36-069	282
		35-077	322	36-070	282
				36-071	282

INDEX

Part Number	Page Number	Part Number	Page Number	Part Number	Page Number
36-072	282	40-099	381	40-500	266
36-079	268, 299	40-100	266	40-500-XP	266
36-079-037	268	40-104	381	40-700	266
36-080	189	40-112	385	40-700-XP	266
36-082	191, 294, 296, 299	40-116	381	41-005	63, 65, 67, 79
36-082-012	191	40-119	380	43-005	82, 91, 93, 94, 105, 107, 110
36-082-018	191	40-128	382	44-070	390, 391
36-082-050	191, 294, 296	40-129	382	44-104	390, 391
36-083	299	40-132	380	44-105	390, 391
36-085	282	40-133	380	44-106	390, 391
36-086	279, 281, 282	40-134	380	44-107	390, 391
37-001	69, 83, 95, 112, 217	40-147	387	44-108	390, 391
37-015	173, 185	40-148	387	44-109	390, 391
37-016	131, 132, 133, 143, 144, 145	40-149	384, 385	44-110	390, 391
38-016	121	40-152	384, 385	44-111	390, 391
38-017	121	40-153	384, 385	44-112	390, 391
38-018	70, 96, 247	40-154	384, 385	44-113	390, 391
38-031	121, 133	40-155	384, 385	44-115	391
38-032	121	40-157	384, 385	44-119	390, 391
38-033	308	40-158	384, 385	44-120	390, 391
38-034	132, 145	40-159	384, 385	44-121	390, 391
38-070	293	40-160	388	44-132	390, 391
38-090	191	40-161	388	44-133	390, 391
38-091	191	40-162	388	44-157	390, 391
38-092	191	40-163	388	44-161	390, 391
38-093	191	40-164	388	44-162	390, 391
38-094	191	40-165	388	47-413	275
38-095	191	40-166	388	47-414	275
39-029	392	40-167	388	47-542	275
39-030	67, 82, 94, 110, 121, 132, 144, 226, 227, 246	40-168	388	47-542-XP	275
39-034	191	40-169	388	47-543	275
39-042	189, 392	40-170	388	47-543-XP	275
39-234	191	40-171	382	47-743	275
40-015	385, 387	40-172	382	47-743-XP	275
40-017	385	40-173	382	47-744	275
40-026	384, 385	40-175	385, 387	47-744-XP	275
40-029	384, 385, 387	40-176	385, 387	48-000	334
40-030	384, 385, 387	40-177	385, 387	48-001	334
40-031	384, 385, 387	40-178	385, 387	48-002	324
40-032	384, 385, 387	40-179	385, 387	48-003	324
40-035	385, 387	40-181	382	48-004	330
40-049	385	40-223	386	48-004-XP	331
40-050	385	40-224	392	48-005	330
40-054	386	40-300	109	48-005-XP	331
40-060	330, 332	40-301	109	48-006	330
40-060-XP	331, 333	40-302	109	48-006-XP	331
40-061	328	40-303	109	48-007	324
40-061-XP	329	40-304	109	48-008	334
40-062	328	40-305	109	48-009	324
40-062-XP	329	40-306	109	48-012	330, 331
40-065	328	40-307	109	48-012-XP	331
40-065-XP	329	40-308	109	48-013	324, 326
40-066	381	40-309	109	48-014	332
40-070	380	40-310	109	48-014-XP	333
40-071	382	40-311	109	48-015	324
40-074	381	40-312	109	48-016	324
40-075	381	40-313	109	48-019	330
40-090	383	40-314	109	48-019-XP	331
40-094	383	40-315	109	48-020	330
40-097	386	40-316	109	48-020-XP	331
		40-317	109		

Part Number	Page Number	Part Number	Page Number	Part Number	Page Number
48-021	53, 325, 346, 349	48-310	339	49-267	326
48-039	334	48-311	339	49-268	326
48-052	328	48-400	327	49-269	326
48-052-XP	329	48-401	53, 325, 346, 349	49-270	326
48-053	328	49-000	327	49-271	326
48-053-XP	329	49-002	324	49-272	326
48-056	323, 338	49-003	324	49-273	332
48-056-ICX	338	49-004	330	49-273-XP	333
48-076	323	49-004-XP	331	49-355	327
48-077	323	49-005	330	49-356	53, 325, 346, 349
48-079	323	49-005-XP	331	49-400	327
48-096	334	49-007	324	49-401	53, 325, 346, 349
48-097	334	49-009	324	50-001	340
48-100	323, 341	49-012	330	50-002	337
48-101	323, 338	49-012-XP	331	50-003	336
48-101-ICX	338	49-015	324	50-009	341
48-102	323	49-016	324	50-010	341
48-104	31, 334	49-020	330	50-110	386
48-113	334	49-020-XP	331	50-120	343
48-114	334	49-021	325, 346	50-121	343
48-115	328	49-022	53, 325, 346, 349	50-122	343
48-115-XP	329	49-023	332	50-123	343
48-116	328	49-023-XP	333	50-210	31, 340
48-116-XP	329	49-052	328	50-211	31, 340
48-131	323	49-052-XP	329	50-214	344
48-140	323	49-053	328	50-215	31, 344
48-141	323	49-053-XP	329	50-216	337
48-143	323	49-056	323	50-217	336
48-144	323	49-076	323	50-219	336
48-157	328	49-077	323	50-220	336
48-157-XP	329	49-079	323	50-221	336
48-158	328	49-100	323, 341	50-223	341
48-158-XP	329	49-101	31, 323	50-224	341
48-159	328	49-102	323	50-227	344
48-159-XP	329	49-115	328	50-228	31, 344
48-171	328	49-115-XP	329	50-229	336
48-171-XP	329	49-116	328	50-230	342
48-172	328	49-116-XP	329	50-231	31, 119, 130, 142, 172, 244, 303, 338, 339, 375, 376
48-172-XP	329	49-131	323	50-232	344
48-199	332	49-140	323	50-233	336
48-199-XP	333	49-141	323	50-280	347
48-215	332	49-143	323	50-281	347
48-215-XP	333	49-144	323	50-600	343
48-216	332	49-157	328	50-700	343
48-216-XP	333	49-157-XP	329	51-021	81
48-218	332	49-158	328	51-022	81
48-218-XP	333	49-158-XP	329	51-023	81
48-223	335	49-171	328	51-024	81
48-224	335	49-171-XP	329	51-025	81
48-227	335	49-172	328	51-026	81
48-228	335	49-172-XP	329	51-037	83
48-229	335	49-199	332	51-038	83
48-264	327	49-199-XP	333	51-039	83
48-267	326	49-215	332	51-040	83
48-268	326	49-215-XP	333	51-041	83
48-269	326	49-223	335	60-000	344
48-270	326	49-224	335	60-001	344
48-271	326	49-227	335	61-500	135
48-272	326	49-228	335	61-501	135
48-273	332	49-229	335	61-502	135
48-273-XP	333	49-264	327		

Part Number	Page Number	Part Number	Page Number	Part Number	Page Number
61-503.....	135	999461.....	253, 262	A301-406.....	70
61-504.....	135	999478.....	253, 262	A301-409.....	70
61-505.....	135	23446339.....	304	A301-410.....	70
61-506.....	135	23446347.....	305	A500-001.....	70
61-507.....	135	23538077.....	276	A500-002.....	70
61-509.....	130, 133, 334	23538085.....	271, 276	A501-161.....	71
61-510.....	133, 334	24002693.....	385	A501-167.....	70, 84, 85, 96
68-001.....	226, 246	24071920.....	111	A501-171.....	85, 97, 114
68-002.....	246	24088037.....	113	A501-305.....	70, 84, 216
68-003.....	226, 246	24085060.....	113	A501-311.....	84
68-004.....	226, 246	24088078.....	113	A501-498.....	70
68-011.....	246	24088544.....	113	A501-499.....	70
68-012.....	246	24088551.....	113	A501-565.....	69, 83, 95, 112, 121, 133, 145, 217
68-013.....	246	24341463.....	113	A501-566.....	69, 83, 95, 112, 121, 133, 145, 217
80-033.....	305	24341471.....	385	A501-567.....	69, 83, 95, 112, 217
80-035.....	339	24483760.....	112	A501-615.....	70, 84, 216
80-036.....	53, 305, 346, 349	46929456.....	305	A501-633.....	70
80-037.....	53, 305, 346, 349			A501-693.....	270, 276
80-043.....	305			A501-710.....	70, 216
80-101.....	296			A501-721.....	70, 84
80-102.....	296, 309			A501-746.....	85, 97
80-103.....	297			A501-766.....	67
80-104.....	296			A501-767.....	70
80-105.....	297			A501-768.....	70
80-108.....	191, 296			A501-769.....	71
80-109.....	296			A501-770.....	71
80-110.....	296, 309			A501-783.....	307
80-111.....	297			A501-791.....	70, 84
80-112.....	296			A501-818.....	71, 217
80-113.....	297			A501-874.....	70, 84
80-115.....	296			A501-878.....	69, 83, 95, 133, 217, 245, 246, 247
80-116.....	303			A501-901.....	70, 84, 216
80-129.....	303			A501-941.....	67, 214
80-131.....	296			A501-945.....	204
80-132.....	296, 309			A501-991.....	270, 276
80-133.....	297			A508-399.....	70, 216
80-134.....	296			A508-597.....	70, 84, 216
80-135.....	297			A508-598.....	70, 216
80-138.....	296			A508-600.....	70, 216
80-159.....	303			A508-605.....	70, 216
80-301.....	296			A508-606.....	276
80-302.....	296, 309			A508-614.....	276
80-303.....	297			A508-637.....	306
80-304.....	296			A508-640.....	70
80-305.....	297			A508-641.....	70
80-308.....	296			A508-649.....	71
80-309.....	303			A508-650.....	71
021415.....	385			A508-653.....	270, 271, 272, 273, 274, 275, 278, 286, 301, 306, 307, 310, 316, 317
820406.....	19, 262			A508-654.....	271
850410.....	19, 261			A508-655.....	270, 271, 272, 273, 274, 275, 278, 286, 287, 301, 306, 307, 316, 317
855156.....	19, 261			A590-158.....	70, 84, 216
994800.....	19, 262			A590-159.....	70, 84, 216
994862.....	19, 262			A590-180.....	70, 84
999201.....	19, 262			A590-181.....	70, 84, 216
999218.....	19, 262				
999225.....	19, 262				
999232.....	19, 261				
999249.....	19, 262				
999256.....	19, 262				
999263.....	19, 262				
999270.....	19, 262				
		A			
		A100-045.....	306, 317		
		A100-046.....	306, 317		
		A100-047.....	317		
		A100-048.....	306, 317		
		A100-049.....	306, 317		
		A100-050.....	306, 317		
		A100-051.....	310, 317		
		A100-052.....	306		
		A100-053.....	84		
		A100-054.....	84		
		A201-330.....	70		
		A201-370.....	70, 84, 216		
		A201-377.....	70		
		A201-399.....	70		
		A201-406.....	70		
		A201-558.....	67		
		A201-684.....	70		
		A201-688.....	70		
		A201-690.....	306, 317		
		A201-691.....	317		
		A201-811.....	71		
		A201-812.....	71		
		A201-814.....	71		
		A201-848.....	317		
		A201-934.....	276		
		A301-043.....	307		
		A301-337.....	268, 270, 272, 276		
		A301-338.....	266, 268, 269, 270, 276, 306, 307		
		A301-339.....	270, 276		
		A301-386.....	70, 216		
		A301-386*.....	70		
		A301-387.....	70, 216		
		A301-391.....	70		
		A301-402.....	70, 84, 216		
		A301-403.....	70		
		A301-404.....	70		
		A301-405.....	70		

Part Number	Page Number
A700-003	84
A700-004	84
A700-014	83, 84
A700-015	84
A700-016	84
A700-017	70, 84
A700-021	81
A700-023	272, 276
A700-028	83
A700-029	83
A700-030	83
A700-031	266, 268, 269, 272, 276, 301
A700-032	83, 85
A700-033	83
A700-034	83
A700-036	84
A700-039	81
A700-041	81
A700-043	83
A700-044	81
A700-046	83, 84
A700-047	84
A700-048	83
A700-049	83
A700-050	83
A700-051	83
A700-052	81
A700-056	83, 84
A700-057	83, 84
A710-001	84
A710-004	84
A710-007	84
A710-008	84
A710-020	84
A09894-001-00	300
A09894-021-00	300
A09897-024-00	300

B

B202-267	282, 283
B202-269	282, 283
B202-328	303, 317
B202-339	308
B202-369	123, 282, 283
B202-370	123, 282, 283, 289
B202-453	282, 283, 289
B202-509	123
B202-517	85, 97, 114, 123, 238
B202-557	282, 289
B202-558	123, 282, 283
B202-560	123
B202-578	204
B202-580	123, 279, 282, 283
B202-671	121
B202-672	121
B202-824	123, 280

Part Number	Page Number
B202-825	123, 280
B202-957	279, 282, 283
B220-001	303
B220-006	317
B220-032	282, 283, 289
B220-036	282
B220-043	123
B220-050	268, 291, 295, 297
B220-117	317
B220-280	317
B220-282	317
B220-284	317
B300-108	285
B300-111	285
B300-118	285
B300-130	285
B300-203	285
B300-210	285
B300-211	285
B302-001	285
B302-002	285
B302-020	284
B302-041	132
B302-043	279
B302-045	132
B302-220	284
B302-420	284
B302-430	284
B500-304	285
B500-305	285
B500-306	285
B502-191	292, 293, 300, 309
B502-200	303
B502-209	303
B502-292	293
B502-310-604	303
B502-380	293
B502-468	293, 310
B502-486	308
B502-711	121
B502-815	121
B502-873	204
B502-899	303, 317
B502-907	300
B502-942	293, 310
B502-943	293
B502-944	293
B502-945	293
B502-946	308
B502-948	292, 293, 300, 309
B502-949	282
B502-998	228
B502-999	282, 283
B520-086	122, 123
B520-087	122
B520-153	303
B520-223	309
B520-233	309
B520-235	281
B520-236	282, 283
B520-237	282, 283

Part Number	Page Number
B520-240	281, 289
B520-242	282, 283
B520-243	282, 283
B520-253	309
B520-254	309
B520-256	309
B520-267	122, 123
B520-268	122
B520-269	122, 123
B520-271	122, 123
B520-295	309
B520-296	309
B520-298	134, 280, 288
B520-309	309
B520-329	309
B520-360	309
B520-361	303
B520-366	309
B520-367	309
B520-375	282
B520-378	295, 297
B520-407	307
B520-408	307
B520-409	307
B520-483	297
B520-484	297
B520-541	279, 281, 282
B520-648	279
B520-649	133
B520-650	133
B520-651	279
B520-652	279
B520-653	279
B520-662	134, 135
B520-663	134, 135
B520-667	279
B520-685	281
B520-690	293, 314, 316, 317
B520-691	293, 314, 316, 317
B520-692	293, 314, 316, 317
B520-693	293, 316, 317
B520-698	295, 300
B520-721	314, 316, 317
B520-722	314, 316, 317
B520-723	314, 316, 317
B520-724	314, 316, 317
B520-725	314, 316, 317
B520-726	314, 316, 317
B520-727	316, 317
B520-728	308
B520-729	308
B520-730	309
B520-731	309
B520-732	309
B520-733	309
B520-734	309
B520-735	309
B520-736	309
B520-737	309
B520-738	300
B520-739	300

Part Number	Page Number
B520-740.....	293, 300
B520-741.....	293, 300
B520-743.....	291, 293
B520-744.....	291, 293
B530-254.....	309
B590-295.....	293
B590-298.....	314, 316, 317
B590-299.....	314, 316, 317
B590-443.....	282
B600-015.....	288
B600-016.....	288, 289
B600-017.....	145
B600-018.....	132, 135, 145
B600-029.....	279, 281, 289
B600-032.....	281
B600-040.....	279
B600-041.....	279, 281
B600-045.....	279
B600-046.....	279
B600-047.....	134, 135
B600-048.....	134, 135
B600-053.....	134, 135
B600-066.....	134, 135
B600-071.....	279, 281
B600-078.....	134, 135
B600-085.....	279
B600-086.....	279
B600-092.....	279, 288
B600-100.....	134, 135, 204
B600-101.....	134, 135
B600-106.....	279, 289
B600-107.....	279, 289, 303
B600-108.....	279, 289
B610-014.....	279, 289
B610-024.....	288
B610-025.....	288
B610-028.....	279, 289
B610-031.....	279, 289
B610-032.....	279, 289
B610-035.....	145
B610-040.....	279, 289
B610-041.....	279, 288, 289
B610-042.....	288
B610-043.....	288
B610-044.....	288
B610-045.....	288
B610-046.....	288
B610-049.....	146
B610-050.....	146
B610-051.....	146
B610-053.....	146
B610-054.....	146
B610-055.....	146
B610-056.....	146
B610-059.....	147
B610-061.....	147
B610-062.....	147
B610-063.....	147
B610-064.....	147
B610-065.....	147
B610-066.....	146, 147

Part Number	Page Number
B610-071.....	288
B610-082.....	286, 287, 288
B610-083.....	286, 287, 288
B610-084.....	286, 287, 288
B610-085.....	286, 287, 288
B610-086.....	286, 287, 288
B610-203.....	279, 289
B610-204.....	279, 289
B610-205.....	279, 289
B610-.....	279, 289

C

C100-059.....	96
C100-062.....	96
C102-522.....	95
C102-524.....	95
C102-540.....	96
C102-541.....	95
C102-542.....	95
C102-570.....	95
C102-572.....	95
C102-837.....	96
C102-840.....	96
C203-034.....	96
C203-311.....	71, 85, 97, 114, 123, 147, 228, 247
C203-312.....	71, 85, 97, 114, 123, 147, 247
C203-376.....	96
C203-390.....	96
C203-391.....	96
C203-411.....	96
C203-726.....	310, 317
C203-733.....	96
C203-736.....	85, 97, 114, 192
C203-858.....	96
C203-947.....	96
C203-948.....	96
C303-006.....	96
C303-007.....	97
C303-028.....	97
C303-029.....	85
C303-400.....	96
C303-421.....	85
C303-437.....	306, 307
C303-438.....	85
C303-439.....	96, 113
C503-008.....	70, 96, 216
C503-019.....	96, 113
C503-113.....	312
C503-115.....	266, 304, 312
C503-116.....	266, 312
C503-118.....	304, 312
C503-308.....	84, 96
C503-314.....	96
C503-324.....	96
C503-331.....	113

Part Number	Page Number
C503-334.....	96
C503-335.....	96
C503-339.....	96
C503-346.....	310
C503-359.....	96
C503-360.....	96
C503-361.....	96
C503-362.....	96
C503-368.....	96
C503-371.....	96
C503-400.....	96
C503-403.....	94
C503-746.....	94
C503-767.....	270, 272, 273, 276
C503-768.....	96
C503-775.....	94
C503-833.....	312
C503-940.....	94
C503-965.....	96
C504-114.....	313
C504-116.....	313
C603-098.....	268, 288
C603-195.....	276
C603-256.....	71, 85, 97, 114, 122, 146, 192, 247
C603-262.....	94
C603-500.....	96
C603-524.....	266, 268, 272, 276
C603-569.....	94
C603-623.....	121
C603-827.....	304, 312
C603-897.....	71, 85, 97, 114, 122, 123, 134, 135, 146, 204, 228, 247
C603-936.....	313
C603-950.....	312
C603-951.....	312
C603-952.....	312
C603-956.....	304
C603-964.....	304
C603-967.....	304
C604-050.....	310
C604-051.....	310
C604-052.....	310
C604-053.....	310
C604-088.....	310
C604-089.....	310
C604-106.....	272, 276
C604-107.....	272, 276
C604-144.....	276
C604-187.....	96, 113
C604-188.....	96, 113
C604-191.....	96, 113
C604-204.....	96
C604-205.....	96
C604-226.....	310
C604-234.....	310
C604-243.....	268, 269, 271, 276, 301, 306, 307
C604-268.....	310
C604-269.....	310

Part Number	Page Number
C604-271	310
C604-273	84, 96
C604-307	67, 214
C604-312	96
C604-333	94
C604-334	295
C604-340	113
C604-348	273, 276
C604-354	84
C604-362	276
C604-368	276
C604-369	276
C604-371	276
C604-372	276
C604-381	81
C604-395	85
C604-400	84
C604-402	81
C604-419	310
C604-524	271, 301
C607-062	307
CL10-301	277
CL10-354	377
CL10-355	377
CL10-360	275, 277
CL10-361	277
CL10-362	277
CL100PB	374
CL154PB	374
CL154PB-XP	374
CL174PB	374
CL174PB-XP	374
CL200PB	374
CL254PB	374
CL254PB-XP	374
CL274PB	374
CL274PB-XP	374
CL720G	376
CL721G	376
CL725G	376
CL728G	376
CL729G	376
CL771G	376
CL774R	375
CL774R-XP	375
CL775G	376
CL777R	375
CL874R	375
CL874R-XP	375
CL888R	375
CL920R	375
CL929R	375
CL974R	375
CL974R-XP	375

D

D500-000	81, 110
----------	---------

Part Number	Page Number
E	
E205-204	282, 283
E505-315	217
E505-366	217
F	
F206-493	204
F206-494	204
F206-496	204
F306-139	284
F506-237	247
F506-278	204, 247
F506-359	134
F506-864	204
F506-867	228
F605-038	277

G

G105-023	216
G105-209	216
G105-249	216
G506-815	69, 83, 95, 217, 225, 228, 245, 246, 247
G570-159	283
G570-160	283
G570-232	70, 216

J

J250-028	131, 134, 143
----------	---------------

K

K110-020	192
K110-480 316	316
K110-480 605	316
K110-480 606	316
K110-480 609	316
K110-480 612	316
K110-480 613	316
K110-480 619	316
K110-480 625	316
K110-480 626	316
K110-480 629	316
K110-480 630	316
K110-550	189
K110-947	192
K510-045	312
K510-053	185

Part Number	Page Number
K510-066	65, 68, 79, 82, 93, 95, 107, 111, 120, 121, 144, 185, 245, 246
K510-210	192
K510-320	189
K510-330	186
K510-389	187
K510-390	187
K510-434	312
K510-445	192
K510-474	295
K510-680	294, 295, 296, 297, 300
K510-711	295, 297
K510-730	294, 295, 296, 297, 300, 309
K510-842	189
KC215A130	19, 255
KC215B130	19, 255
KC215E220	19, 253
KS11D1200	19, 255, 257
KS11F1200	19, 255, 257, 268
KS21D1200	19, 255, 257
KS21F	255
KS21F1200	19, 255, 257
KS23D	253, 254, 255
KS23D2200	252, 254, 257
KS23D2300	19, 253, 257
KS23F2200	252, 254, 257
KS23F2300	19, 253, 257
KS41D1200	19, 255, 257
KS41F1200	19, 255, 257
KS43D	256
KS43D2200	252, 254, 257
KS43D2300	19, 253, 257
KS43D3200	19, 252, 256, 257
KS43F	253, 254, 256
KS43F2200	252, 254, 257
KS43F2300	19, 253, 257
KS43F3200	19, 252, 256, 257
KS72F2300	19, 251, 253
KZ11A10	259
KZ11A20	259
KZ11A40	259
KZ11D10	259
KZ11D20	259
KZ11D40	259
KZ11F10	259
KZ11F20	259
KZ11F40	259
KZ11G10	259
KZ11G20	259
KZ11G40	259
KZ12A10	259
KZ12A20	259
KZ12A40	259
KZ12D10	259
KZ12D20	259
KZ12D40	259
KZ12F10	259
KZ12F20	259
KZ12F40	259

Part Number	Page Number
L583-133	85, 114, 187
L583-153	292, 293
L583-156	190
L583-174	190
L583-187	183
L583-192	190
L583-195	299
L583-196	190
L583-197	292, 293
L583-198	292, 293
L583-200	295
L583-211	187
L583-212	187, 192
L583-213	187
L583-214	187
L583-215	187
L583-216	187
L583-217	187
L583-218	187
L583-219	187
L583-233	186, 334
L583-245	186
L583-254	292, 293, 300
L583-255	294, 295, 296, 297, 300
L583-286	190
L583-287	187
L583-290	190
L583-291	190
L583-321	190
L583-322	190
L583-346	191
L583-383	191
L583-386	191
L583-387	191
L583-426	190
L583-427	190
L583-446	268, 269, 291, 293
L583-447	268, 269, 291, 293
L583-454	113, 190
L583-468	190
L583-474	193, 268, 269, 290, 293, 300, 314
L583-475	193, 268, 269, 290, 293, 300, 314
L583-476	193, 268, 269, 290, 293, 300, 309, 310
L583-477	193, 268, 269, 290, 293, 300, 309
L583-481	190
L583-485	190
L583-490	190
L583-492	190
L583-494	190
L583-496	190
L583-497	187
L583-498	187
L583-499	187
L583-500	187
L583-501	187
L583-502	187
L583-503	187

Part Number	Page Number
L583-504	187
L583-638	300
L583-639	300
L583-584	238
L583-682	238
L583-684	238
L583-685	238
L583-708	238
L593-476	300
L9010B	178, 179
L9040B	178, 179
L9050LB	178, 179
L9056LB	178, 179
L9070LB	178, 179
L9080LB	178, 179
L9082LB	178, 179
L9453LB	178, 179
L9456LB	178, 179
L9460P	171
L9462P	171
L9463P	171
L9464P	171
L9465LB	178, 179
L9473LB	178, 179
L9480LB	178, 179
L9485LB	178, 179
LV9040B	179
LV9050LB	179
LV9056LB	179
LV9070LB	179
LV9080LB	179
LV9082LB	179
LV9453LB	179
LV9456LB	179
LV9480LB	179
LV9485LB	179

M	
M204-152	339
M204-168	381
M204-198	385
M204-200	381
M204-201	381
M504-271	85, 114, 247, 334, 385
M504-306	385
M504-347	385
M504-413	385
M504-424	385
M504-425	385
M504-426	385
M504-427	385
M504-428	385
M504-435	383
M504-439	383
M504-497	387
M504-548	381
M540-000	381

Part Number	Page Number
M540-051	381
M540-056	381
MS-J175	342

N	
N123-007	113
N123-008	113
N123-009	113
N123-010	113
N123-011	113
N123-012	113
N123-013	113
N123-017	111
N123-020	114
N123-021	113
N123-022	113
N123-024	113
N123-025	113
N123-028	111
N123-032	113
N123-034	111
N123-035	111
N123-040	114
N123-043	113
N123-045	113
N123-054	113
N123-055	113
N123-056	113
N123-057	113
N123-059	113
N123-062	108
N123-064	111
N123-065	111
N123-066	111
N123-067	111
N123-068	111
N123-069	111
N123-097	113
N523-000	111
N523-001	111
N523-002	105, 110
N523-013	113
N523-019	113
N523-020	113
N523-022	266, 268, 269, 273, 276, 306
N523-023	276
N523-025	113
N523-026	113
N523-027	113
N523-028	113
N523-029	113
N523-031	113
N523-033	113
N523-041	113
N523-054	113
N523-055	113

Part Number	Page Number
N523-056	113
N523-057	113
N523-063	113
N523-064	113
N523-065	113
N523-066	113
N523-067	113
N523-069	113
N523-091	110, 305
N523-105	113
N523-108	385
N523-123	273, 276
N523-124	111
N523-127	110
N523-146	111
N523-147	111
N523-148	111
N523-149	113
N604-243	273

P

P513-023	386
P513-024	386
P515-528	191
P515-683	191
PL1001J	252
PL1002J	252
PL1003J	252
PL2001J	252
PL2002J	252
PL2003J	252
PL3001J	252
PL3002J	252
PL4001J	252
PL4002J	252
PL4003J	252

R

R525-256	134
----------	-----

S

S206-501	204
S206-502	204
S206-504	204
S206-515	204
S206-516	204
S206-517	204
S206-518	204
S306-135	281
S306-151	228
S306-180	247
S306-182	247

Part Number	Page Number
S306-183	247
S605-192	274, 277
S605-228	276, 277
S605-231	274, 276
S605-231	226, 246
S605-242	226, 246
S605-289	228
S605-297	228
SM01-210	347
SM01-287	347

T

THP-021	238
THP-022	238
THP-S88806-IR	238

X

XA10-594	277
XA11-297	66, 80
XB03-232	377
XB03-232P	377
XB03-418	311
XB04-618	311
XB06-530	377
XB06-530P	377
XB09-195	311
XB09-795	311
XB11-475	311
XB11-638	311
XB11-720	177, 192
XB11-789	311
XB11-790	311
XB11-825	308
XB11-916	147
XB11-917	147
XB11-918	147
XB11-919	147
XB11-920	147
XB11-921	147
XB11-922	147
XB11-923	147
XB11-958	311
XB11-979	302
XB12-046	300
XC03-069	96, 112
XC03-543	93
XC03-928	93
XC07-960	93
XC11-577	93
XK10-992	192
XL11-422	177, 192
XL11-446	177
XL11-515	31, 177, 192
XL11-543	177
XL11-557	177, 298, 299

Part Number	Page Number
XL11-634	192
XL11-635	177
XL11-636	192
XL11-741	177
XL11-743	152, 177, 192
XL11-806	390, 391
XL11-820	173, 192
XL11-821	173, 192
XL11-848	192
XL11-886	177, 298, 299
XL11-895	292, 293
XL11-897	177
XL11-907	177
XL12-196	192
XL12-216	177
XL12-245	177
XL12-246	177
XN12-001	104, 108
XN12-002	104, 108
XN12-003	104, 108
XN12-004	104, 108
XN12-005	104, 108
XN12-006	31, 104, 108
XN12-007	104, 108
XN12-012	96, 107, 112
XN12-035	105, 108, 110
XN12-045	105, 108, 110
XN12-292	111
XN12-307	108
XN12-317	108
XQ02-309	96, 112
XQ03-493	123
XQ03-494	96, 112
XQ06-878	336, 345
XQ07-351	84, 96, 112, 123, 247
XQ11-804	311
XQ11-935	293

About Allegion

Allegion (NYSE: ALLE) creates peace of mind by pioneering safety and security. As a \$2 billion provider of security solutions for homes and businesses, Allegion employs more than 7,800 people and sells products in more than 120 countries across the world. Allegion comprises 23 global brands, including strategic brands CISA®, Interflex®, LCN®, Schlage® and Von Duprin®.

For more, visit www.allegion.com

aptiQ ■ LCN ■ **SCHLAGE** ■ STEELCRAFT ■ VON DUPRIN