


2015-2016

# Cost of a Thanksgiving Meal



## Grade Levels:



Elementary



Intermediate



Secondary

## Subject Areas:



Science




Math



National Energy Education Development Project







# Electric Nameplates Investigation

Every machine that runs on electricity has an electric nameplate on it. The nameplate is usually a silver sticker that looks like the picture below. The nameplate has information about the amount of electricity the machine uses. Sometimes, the current is listed. The current is measured in amperes (A). Sometimes, the voltage the machine needs is listed. The voltage is listed in volts (V). Sometimes, the wattage is listed. The wattage is measured in watts (W). If the wattage isn't listed, then the current and voltage are both listed.

If the wattage is not listed, you can calculate the wattage using the following formula:

$$\begin{aligned} \text{Power} &= \text{current} \times \text{voltage} \\ \text{Watts} &= \text{A} \quad \times \quad \text{V} \\ \text{Watts} &= 1.0\text{A} \quad \times \quad 5\text{V} \\ \text{Watts} &= 5\text{W} \end{aligned}$$



Often, the letters UL are on the nameplate. UL stands for Underwriters Laboratories, Inc., which conducts tests on thousands of machines and appliances. The UL mark means that samples of the machines and appliances have been tested to make sure they are safe.

You can find out how much it costs to operate any appliance or machine if you know the wattage. Let's take a look at some of the machines on your list. The nameplate is usually located on the bottom or back. See if you can find the nameplates on the devices you'll be using to cook your meal. Put the information in the chart below and figure out the wattage for each one.

MACHINE	CURRENT	VOLTAGE	WATTAGE	UL TESTED



# Cost of Cooking Your Thanksgiving Meal

Using the information from the nameplate investigation, calculate how much it costs to operate the electrical appliances in your home to prepare your Thanksgiving meal. You need to know the wattage, the cost of electricity, and the number of hours each appliance or machine was used.

Electricity is measured in kilowatt-hours, or energy used in a period of time. You will need to change the watts to kilowatts. One kilowatt is equal to 1,000 watts. To get kilowatts, you must divide the watts by 1,000. Using Grandma's old oven as an example, divide like this:

$$\text{kW} = \text{W}/1,000$$

$$\text{kW} = 9,600/1,000 = 9.6$$

The average **cost of electricity for residential customers in the U.S. is about twelve cents (\$0.12)** a kilowatt-hour. You can use this rate or find out the actual rate from your electric bill. Using the average cost of electricity, we can figure out how much it costs to run Grandma's old oven by using this formula:

$$\text{Thanksgiving Meal Cost} = \text{Hours used} \times \text{Kilowatts} \times \text{Cost of electricity (kWh)}$$

$$\text{Thanksgiving Meal Cost} = 10 \text{ hours} \times 9.6 \text{ kW} \times \$0.12/\text{kWh}$$

$$\text{Thanksgiving Meal Cost} = 10 \text{ hours} \times 9.6 \text{ kW} \times \$0.12 = \$11.52$$

Perhaps you have a much newer oven. Fill in your own appliances and calculate the cost to use the appliances using the chart below. You may need to go on to the next page as well.

MENU ITEM	MACHINE OR APPLIANCE	HOURS USED	WATTS (W)	KILOWATTS (kW)	RATE (\$/kWh)	THANKSGIVING MEAL COST
Turkey	Oven	10	9,600 W	9.6 kW	\$0.12	\$11.52





# The Environment and You

When we breathe, we produce carbon dioxide. When we burn fuels, we produce carbon dioxide too. Carbon dioxide (CO<sub>2</sub>) is a greenhouse gas. Greenhouse gases hold heat in the atmosphere. They keep our planet warm enough for us to live. Since the Industrial Revolution, we have been producing more carbon dioxide than ever before.

Research shows that greenhouse gases are trapping more heat in the atmosphere. Scientists believe this is causing the average temperature of the earth's atmosphere to rise; this is called global climate change or global warming. Global warming refers to an average increase in the temperature of the atmosphere, which in turn causes changes in climate. A warmer atmosphere may lead to changes in rainfall patterns, a rise in sea level, and a wide range of impacts on plants, wildlife, and humans. When scientists talk about the issue of climate change, their concern is about global warming caused by human activities.

Besides breathing, there are lots of things humans do to add carbon dioxide to the atmosphere. Driving cars and trucks produces carbon dioxide because fuel is burned. Heating homes by burning natural gas, wood, heating oil, or propane produces carbon dioxide too.

Making electricity can also produce carbon dioxide. Some energy sources—such as hydropower, solar, wind, geothermal, and nuclear—do not produce carbon dioxide, because no fuel is burned. Almost forty percent of our electricity, however, comes from burning coal. Another 30 percent comes from burning natural gas, petroleum, and biomass.

The general rule is that, on average, every kilowatt-hour of electricity produces 1.23 pounds of carbon dioxide. Let's use this rule to figure out how much carbon dioxide is produced by the machines and electrical devices used during your Thanksgiving meal. You can put the figures from the earlier worksheets in the boxes below. Use the figures for Grandma's old oven as an example:

$$\begin{aligned}
 \text{CO}_2 \text{ a year} &= \text{wattage} & \times & \text{hours of use} & \times & \text{rate of CO}_2/\text{kWh} \\
 \text{CO}_2 \text{ a year} &= 9.6 \text{ kW} & \times & 10 \text{ hours} & \times & 1.23 \text{ lb/kWh} & = & 118.08 \text{ lbs}
 \end{aligned}$$

MACHINE OR APPLIANCE	KILOWATTS (kW)	TOTAL HOURS USED	RATE OF CO <sub>2</sub> /kWh	CO <sub>2</sub> /YEAR (LBS)
<i>Oven</i>	<i>9.6 kW</i>	<i>10 hours</i>	<i>1.23</i>	<i>118.08</i>











# Cost of Cooking NEED's Thanksgiving Meal

NEED has created a sample menu for you to use to calculate costs. Look at the chart below and complete the calculations to help NEED analyze their meal cost. NEED is using the average U.S. cost per kWh, or \$0.12/kWh.

NEED's kitchen has just been remodeled and has several newer, more efficient appliances. If you recall, Grandma's old stove used 9,600 watts when baking at 350°. NEED's stove is more efficient, using only 3,500 watts when baking. The burners on NEED's stove use approximately 1,500 watts when put on their "high" setting. NEED's refrigerator is large with side-by-side doors, and an ice maker. NEED only uses its dishwasher with the "energy saver" feature turned on and the "heat dry" setting turned off.

How do your appliances compare? Consider the variables involved with certain appliances when calculating meal costs. For example, the settings used (high, medium, low), the features of the appliance (convection or broil), the number of burners or heat elements, and the age of the appliance will all affect the wattage they use and the cost of cooking your meal.

	MACHINE OR APPLIANCE	HOURS USED	WATTS (W)	KILOWATTS (kW)	RATE (\$/kWh)	COST	TOTALS
 turkey	Oven	4	3,500		\$0.12		
	Fridge	24	725		\$0.12		
 pie	Oven	1	3,500		\$0.12		
 green bean casserole	Oven	.5	3,500		\$0.12		
	Fridge	24	725		\$0.12		
 cranberry sauce	Stove	.33	1,500		\$0.12		
	Fridge	2	725		\$0.12		
 rolls	Oven	.25	3,500		\$0.12		
 mashed potatoes	Stove	.5	1,500		\$0.12		
 gravy	Stove	.25	1,500		\$0.12		
 clean up	Dishwasher	1.25	1,600		\$0.12		

MACHINE OR APPLIANCE	KILOWATTS (kW)	RATE OF CO <sub>2</sub> /kWh	TOTAL HOURS USED	CO <sub>2</sub> /PRODUCED (LBS)
Oven	3.5 kW	1.23		
Stove	1.5 kW	1.23		
Fridge	.725 kW	1.23		
Dishwasher	1.6 kW	1.23		






# Analyzing NEED's Thanksgiving Meal

Look at the graphs below. These graphs help summarize how NEED used their appliances, what they cooked, and how much the energy would cost to make their menu. These graphs help them visualize and analyze their energy costs. What are the most expensive items NEED cooked? Why do you think this is? What might be missing in NEED's menu? What might NEED have missed in their calculations?

## Our Menu



\$3.77



\$2.30



\$0.42



\$0.23



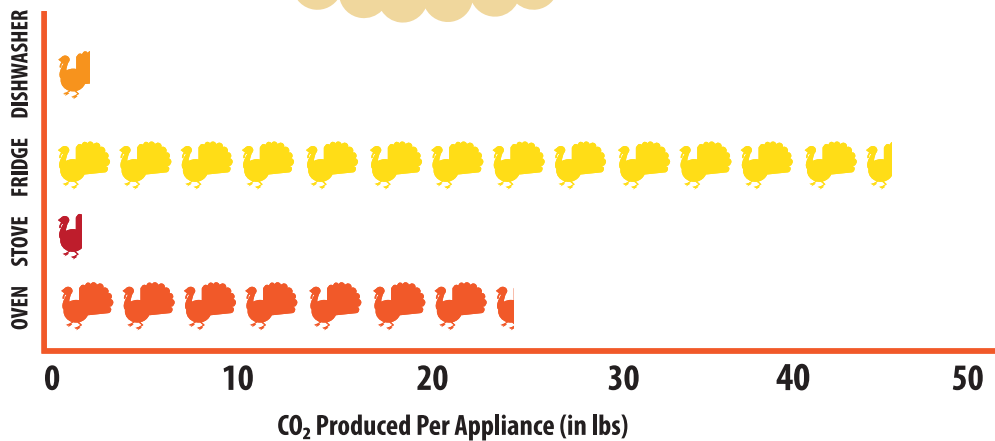
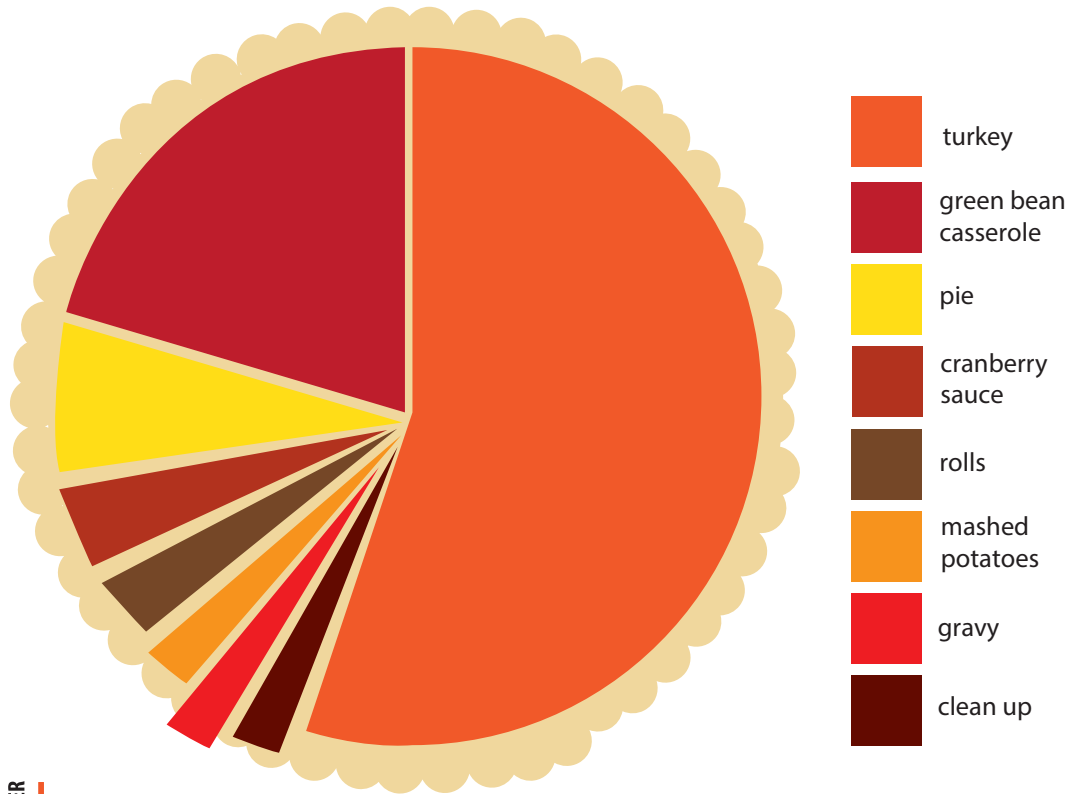
\$0.11



\$0.09



\$0.05



TOTAL COST

**\$7.21**

TOTAL CO<sub>2</sub> PRODUCED



**73.79 lbs**

# Chart Your Results

Now that you have analyzed your own menu, devices, and NEED's menu, it's time to calculate and analyze all of your totals. Use the *Cost of Cooking NEED's Thanksgiving Meal* to guide you in your total calculations. It can be tricky when adding costs together. Think about how you might use some appliances together and separately. For instance, you might use 3 burners at a time for different amounts of time and on different settings. Therefore, these must be calculated separately and added together in your total. However, you might put several dishes in the oven at the same time, and thus do not need to count them individually. Also, you may wish to research your local electricity rate by contacting your utility company, or looking at your electricity bill.

In order to think more clearly about how much you're using an appliance and what the total costs are, it might be helpful to create some charts and graphs. Use NEED's graphs as an example of how to create your own graphs. Choose colors and symbols that you like and fill in all of the graphs to represent your data. Compare your data to the data of others in your class. What might account for differences in your graphs and totals? What could you do to make your meal more energy efficient? What kind of cost might be associated with cooking meals like this every day?

	MENU ITEM
<input type="checkbox"/>	_____
<input type="checkbox"/>	_____
<input type="checkbox"/>	_____
<input type="checkbox"/>	_____
<input type="checkbox"/>	_____
<input type="checkbox"/>	_____
<input type="checkbox"/>	_____
<input type="checkbox"/>	_____
<input type="checkbox"/>	_____



TOTAL COST

\$
----

TOTAL CO<sub>2</sub> PRODUCED

lbs
-----

# Happy Thanksgiving

