



2016-2017

Annual Progress Report



Message from Principal

This year we spent time finishing standards alignment in reading, guidance, and 21st century skills. Big projects this year were helping families understand and practice the Search Institutes Five Developmental Relationships, and developing our next 5-year strategic plan. We hope to continue to build on our successes in 2017-2018 as we continue to provide a *Quality Education with Christ as the Focus*.

Dr. Matthew Herrick

2016-2017 Board of Education

Maggie Stalzer –President

Maggie Duffy – Vice President

Rocio Villagomez – Secretary

Fr. Don Czapla – Pastoral Coordinator

John Koorsen

Addie Bane

Missy Cruikshank

Fr. Greg Bahl – Ex Officio



Mission Statement

The mission of St. Francis Catholic School is to provide a *Quality Education with Christ as the Focus*.

Strategic Vision

St. Francis Catholic School's strategic vision is comprised of three components: Academic Excellence, Faith/Character, and Fiscal Responsibility

Academic Excellence

The children of St. Francis Catholic School will be competing in a global economy. It is up to us to prepare them for the challenge. This includes not only high quality instruction in reading, math and science, but also skills that will allow them to deal effectively with a rapidly changing



world. It is important that our students become active, lifelong learners. Our students will need the ability to integrate new knowledge into their daily activities.

- St. Francis Catholic School will be one of the top 20% of schools in the state of Iowa.
- St. Francis Catholic School will develop a scorecard that allows us to determine how we are performing against our goal. This scorecard will include both “status” scores that indicate how our students are performing in comparison with others and “growth” scores that measure academic progress over time and across grades.
- St. Francis Catholic School will ensure that students have the opportunity to realize their full potential through the Extended Learner Program and Assisted Learning Program.
- In order to prepare our students for using technology that is evolving at a faster rate every year, St. Francis Catholic School will utilize technology in appropriate ways and put that technology in the hands of every student.

Faith/Character

St. Francis Catholic School is not only a private school, it is a Catholic school. We hold in utmost importance the development of a Christian attitude and philosophy of life based on the teachings of Christ. We will infuse these teachings into all aspects of the curriculum.

- St. Francis Catholic School will work to further Christ’s mission by welcoming and encouraging attendance by people of all nationalities and all Christian faiths who recognize the impact of teaching Catholic values as a part of youth formation. This includes encouraging enrollment by the Hispanic community.
- St. Francis Catholic School will encourage accountability, personal discipline, and work ethic as an important part of character formation.
- Group and individual prayer and attendance at Mass are part of the practice of faith and will be part of the experience at St. Francis Catholic School.
- Service to the church and to the greater community will be encouraged and supported. Activities may include fundraising for charity, time for local service projects, etc.
- St. Francis Catholic School will maintain programs that ensure parents are involved in St. Francis Catholic School through the contribution of their time and talents.

Fiscal Responsibility

The financial health of St. Francis Catholic School is important in ensuring St. Francis Catholic School is available to future generations.

- Enrollment is an important component of the financial health of St. Francis Catholic School. St. Francis Catholic School will strive to ensure that a Catholic education is available to everyone whose values are aligned with the school vision.
- Promotion of St. Francis Catholic School is essential in maintaining strong enrollment levels. St. Francis Catholic School will actively engage in promotion and public relations to keep the Marshalltown community and parents aware of the service St. Francis



*St. Francis Catholic School
2016-2017 Annual Progress Report*

Catholic School provides. We will work to increase the attendance rates from our church community.

- St. Francis Catholic School will engage alumni and friends to offer a charitable outlet for time, talent and treasure. We will maintain our existing fundraising activities and expand them to incorporate the active growth of our endowment.
- We will engage in a program of continuous improvement and solicit feedback from our parents in an effort to increase the level of satisfaction with St. Francis Catholic School.
- St. Francis Catholic School will maintain Pre-school, Child Care and Before/After School programs to better meet the needs of parents and attract students to St. Francis Catholic School. These programs will align with “Quality Education with Christ as a Focus” in their activities.





Demographics

Enrollment Trends

	2012-2013	2013-2014	2014-2015	2015-2016	2016-2017
PK	46	46	44	46	44
K	33	22	27	26	18
1	25	30	24	29	24
2	29	23	32	21	27
3	26	27	23	32	22
4	27	24	22	24	31
5	23	22	23	24	18
6	19	22	18	22	22
Total K-6	182	170	169	178	162

2016-2017 Student Demographics

Gender

Male	100
Female	62

Cultural Diversity

Asian	5
Hispanic	44
African American	0
White	106
Multi-Racial	7

Student Faith Background

Catholic	146
Non-Catholic	16

Academic Services

IEP	4
504	6
ELL	44
Title I	8

Financial Assistance

Free/Reduced Lunch Program	46
Received STO Assistance	75
Received Local Tuition Assistance	24
Total STO Assistance	\$75,962.00
Total Local Tuition Assistance	\$17,746.00

2016-2017 Employees

Administrators	1
Teachers	17
Admin. Assistants	4
Instructional Aides	1
Food Service	3
Maintenance	2
Early Childhood	6
Total	34





2016-2017 Achievement Goals

Each year, the School Improvement Action Committee, a committee comprised of community members, parents, teachers, and administrators, analyzes student data and develops annual student achievement goals for the District. The following pages illustrate the District's progress toward the achievement of the goals. Each of the three goals includes indicators, or criteria, which will measure the success toward the goal. For a complete look at the achievement of students in grade levels not represented in the charts and graphs in this document, as well as comparisons with the State and Nation, please visit the website:

<https://www.edinfo.state.ia.us/data/aprchart.asp>

Goal 1: Achievement in Reading will improve for all students grades K-6

Indicator 1: 85% of the 2015-2016 4th grade students will meet expected growth on the reading portion of the State Standardized Test in 2016-2017.

Reading	#	%
Met Expected Growth	6	35%
Did Not Meet Expected Growth	11	65%

The chart illustrates a massive decrease in 2015-2016 fourth grade students meeting expected growth, St. Francis Catholic School therefore fell short of its goal of 85%. However, this can be attributed to 8 students in the upper part of the class leaving the school

Indicator 2: 75% of the 2015-2016 4th grade students will meet or exceed proficiency benchmark on the reading portion of the State Standardized Test in 2016-2017.

Reading	#	%
Advanced	3	17%
Proficient	11	61%
Not Proficient	4	22%

The chart illustrates that St. Francis Catholic School exceeded its goal of 75% of 2015-2016 fourth grade students meeting proficiency. Proficiency increased from 71% to 78%.



Goal 2: Achievement in Math will improve for all students grades K-6

Indicator 1: 70% of the 2015-2016 5th grade students will meet expected growth on the math portions of the State Standardized Test in 2016-2017.

Math	#	%
Met Expected Growth	12	60%
Did Not Meet Expected Growth	8	40%

The chart illustrates that while a majority of 2014-2015 fourth grade students met expected growth, St. Francis Catholic School fell significantly short of its goal of 70%. Students meeting growth fell from 67% to 60%.

Indicator 2: 75% of the 2015-2016 5th grade students will meet or exceed proficiency benchmark on the math portion of the State Standardized Test in 2016-2017.

Mathematics	#	%
Advanced	6	27%
Proficient	12	55%
Not Proficient	4	18%

The chart illustrates that St. Francis Catholic School significantly exceeded its goal of 75% of 2015-2015 fifth grade students meeting proficiency. Proficiency rose from 67% to 82%.

Goal 3: Achievement in Science will improve for all students grades K-6

Indicator 1: 85% of the 2015-2016 2nd through 5th grade students will meet or exceed the proficiency benchmark on science portion of the State Standardized Test in 2016-2017.

Science	#	%
Advanced	22	31%
Proficient	38	53%
Not Proficient	12	17%

The chart illustrates that while a majority of 2015-2016 2nd through 5th grade students met proficiency, St. Francis Catholic School fell just short of its goal of 85%. However, proficiency did rise from 80% to 83%..



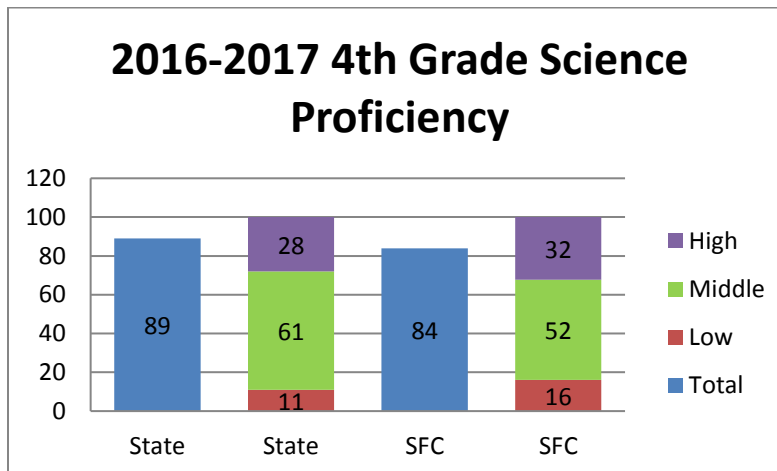
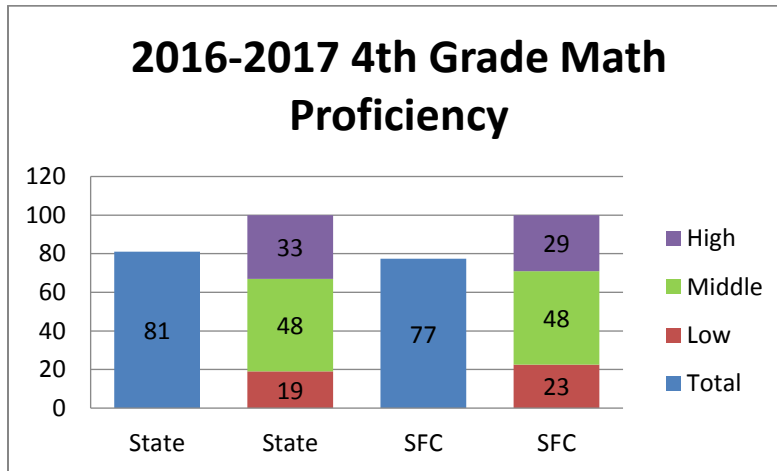
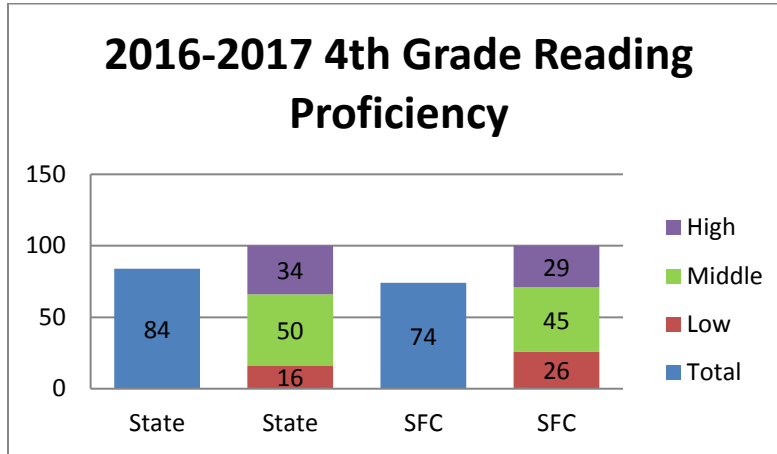
Actions Being Taken To Improve Student Achievement

Throughout the school in grades K-6, students who are experiencing difficulty in reading and math are experiencing targeted interventions based on analysis of data generated from various summative and formative assessments. Students receive either individual or small group flexible instruction and interventions in reading and math. Throughout the year, teachers will work with students based on data analyzed.



Achievement Comparisons to State and Nation

As evidenced in the charts below, the percentage of St. Francis Catholic School students considered to be proficient on the Iowa Assessments in grade 4 is below the State of Iowa percentages in math, reading, and science in 2014-2015.





A Glossary of Assessment Terms

Throughout this report you will find references to various tests, assessments and terms which are defined in this glossary.

Iowa Assessments: Iowa Assessments are standardized norm referenced tests that are given to all students grades 2-12. Students are tested in the content areas of Reading, Language, Math, Science, Social Studies. Students are considered proficient on the test if they attain a specific standard score that is determined for each grade level and each assessment.

Benchmark Assessments: The District has developed standards in each content area that all students should know and be able to do by the time they graduate from high school. Benchmarks were developed for each grade level to indicate where students need to be upon completion of each grade if the standard is to be achieved. Benchmark assessments provide information about a student's progress on the benchmarks. Students have met the benchmark if they score an 80% or higher on the benchmark assessment.

District Developed Assessments: Assessments have been developed by teachers in the District to determine student progress on standards that are not assessed on the Iowa Tests of Basic Skills and Iowa Tests of Educational Development. Proficiency levels vary on each assessment.

Cohort Groups: The term Cohort groups refers to measurement of the same students from year to year. As an example the same students are reported in grade 3 that are reported in grade 4. This allows for consistency in data analysis.

