



2016

TRIMCO

PRODUCT CATALOG







MISSION STATEMENT

TO BE THE FIRST CHOICE SUPPLIER
FOR OUR CUSTOMER'S MILLWORK
AND FINISH PRODUCTS NEEDS.

OUR SKILLED EMPLOYEES,
EACH WITH A DESIRE TO EXCEL,
WILL PROVIDE QUALITY PRODUCTS
AT COMPETITIVE PRICES
AND DELIVER SUPERIOR SERVICE
TO BUILD LASTING RELATIONSHIPS
WITH CUSTOMERS AND VENDORS.





































































TRIMCO MILLWORK
1029 PIONEER RD
SALT LAKE CITY, UT 84104
801-467-0077
www.trimcomillwork.com

INDEX BY PRODUCT CATEGORY














































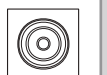


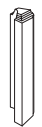

INDEX BY PRODUCT NUMBER 2-3

COVES	4
QUARTER ROUNDS	4
BASE SHOES	4
CROWNS	5
PANEL MOULDS	6
BRICK MOULD	6
SCREEN/S4S STOCK	6
HAND RAIL	7
ROUNDS	7
CORNER GUARDS	7
WAINSCOT/PLY CAP	7
WINDOW STOOL	7
T-ASTRIGALS	8
LATTICE	8
CHAIR RAIL	8
CHAMFER STRIP	9
STOP	9
SHELF EDGE/SCREEN MOULD	9
BEDS	9
CASING	10-12
BASE MOULDINGS	13-15
HEADERS	16-17
BOARDS	17
JAMBS	18
CORNER BLOCKS	19
PLINTH BLOCKS	19
RADIUS CORNERS	19
PYRAMID CORNER BLOCKS	19
FLEXIBLE MOULDING	19
LYNDEN DOORS	20-21
KROSSWOOD DOORS	22
GENERAL REQUIREMENTS	23
GREEN'S THE THING	24

INDEX BY PRODUCT NUMBER

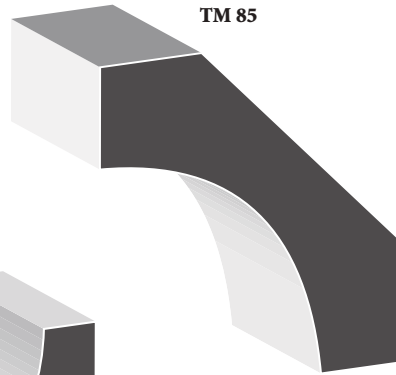
<p>TM 037 Page 10</p> 	<p>TM 45 Page 5</p> 	<p>TM 46 Page 5</p> 	<p>TM 47 Page 5</p> 	<p>TM 48 Page 5</p> 	<p>TM 51 Page 5</p> 
<p>TM 54 Page 5</p> 	<p>TM 74 Page 9</p> 	<p>TM 85 Page 4</p> 	<p>TM 93 Page 4</p> 	<p>TM 95 Page 4</p> 	<p>TM 100 Page 4</p> 
<p>TM 105 Page 4</p> 	<p>TM 106 Page 4</p> 	<p>TM 108 Page 4</p> 	<p>TM 110 Page 4</p> 	<p>TM 126 Page 4</p> 	<p>TM 127 Page 4</p> 
<p>TM 142 Page 9</p> 	<p>TM 145 FJ TM 145 Page 13</p> 	<p>TM 160-3 Page 10</p> 	<p>TM 161-5 Page 13</p> 	<p>TM 175 Page 6</p> 	<p>TM 180 Page 6</p> 
<p>TM 183 Page 6</p> 	<p>TM 184 Page 6</p> 	<p>TM 186 Page 6</p> 	<p>TM 187 Page 6</p> 	<p>TM 204 Page 6</p> 	<p>TM 205 Page 6</p> 
<p>TM 206 Page 6</p> 	<p>TM 218 Page 13</p> 	<p>TM 231 Page 7</p> 	<p>TM 233 Page 7</p> 	<p>TM 239 Page 6</p> 	<p>TM 240 Page 7</p> 
<p>TM 381 Page 10</p> 	<p>TM 245 Page 10</p> 	<p>TM 246A TM 246 TM 248 TM 254 Page 6</p> 	<p>TM 265 TM 267 TM 268 Page 8</p> 	<p>TM 301 Page 10, 12</p> 	<p>TM 292 Page 6</p> 
<p>TM 304 Page 8</p> 	<p>TM 305 Page 5</p> 	<p>TM 311 Page 10</p> 	<p>TM 312 Page 10</p> 	<p>TM 313 Page 13</p> 	<p>TM 318 Page 10</p> 
<p>TM 321 Page 10</p> 	<p>TM 323 Page 11</p> 	<p>TM 324 Page</p> 	<p>TM 327 Page 11</p> 	<p>TM 328 TM 328 - OAK Page 11</p> 	<p>TM 346 Page 11</p> 
<p>TM 353 Page 11</p> 	<p>TM 355 Page 11</p> 	<p>TM 356 Page 11</p> 	<p>TM 357 Page 11</p> 	<p>TM 365 Page 12</p> 	<p>TM 377 Page 12</p> 
<p>TM 380 Page 12</p> 	<p>TM 381 Page 12</p> 	<p>TM 245 Page 10</p> 	<p>TM 388 Page 12</p> 	<p>TM 390 Page 8</p> 	<p>TM 391 Page 8</p> 

INDEX BY PRODUCT NUMBER


<p>TM 400 Page 8, 12</p> 	<p>TM 403 Page 13</p> 	<p>TM 411 Page 13</p> 	<p>TM 412 Page 13</p> 	<p>TM 413 Page 12</p> 	<p>TM 414 Page 14</p> 
<p>TM 423 Page 12</p> 	<p>TM 444 Page 14</p> 	<p>TM 450 Page 6</p> 	<p>TM 451 Page 6</p> 	<p>TM 473 Page 12</p> 	<p>TM 502 Page 6</p> 
<p>TM 511 Page 13</p> 	<p>TM 512A Page 14</p> 	<p>TM 514 Page 14</p> 	<p>TM544 Page 17</p> 	<p>TM 546 Page 17</p> 	<p>TM 618, TM 620 TM 623, TM 636 TM 636 COL Page 14</p> 
<p>TM 655 Page 15</p> 	<p>TM 665 Page 15</p> 	<p>TM 680 Page 15</p> 	<p>TM 677 Page 15</p> 	<p>TM 713 Page 15</p> 	<p>TM 723 Page 15</p> 
<p>TM 726 Page 15</p> 	<p>TM 730 Page 15</p> 	<p>TM 733 Page 15</p> 	<p>TM 735 Page 15</p> 	<p>TM 739 Page 15</p> 	<p>TM 817 Page 9</p> 
<p>TM 877 Page 9</p> 	<p>TM 887 Page 9</p> 	<p>TM 886 Page 9</p> 	<p>TM 916 Page 9</p> 	<p>TM 937 Page 9</p> 	<p>TM 972 Page 12</p> 
<p>TM 995 Page 9</p> 	<p>TM 1300 — 1-3/4" Page 8</p> 	<p>TM 1305 — 1-3/8" Page 8</p> 	<p>TM 5250 Page 8</p> 	<p>RB3 Page 16</p> 	<p>RB4 Page 16</p> 
<p>RB6 Page 16</p> 	<p>WINDOW STOOL Page 7</p> 	<p>INTERIOR JAMBS EXTERIOR JAMBS Page 18</p> 	<p>CORNER BLOCKS Page 19</p> 	<p>PLINTH BLOCKS Page 19</p> 	<p>RADIUS CORNERS Page 19</p> 
<p>PYRAMID CORNER BLOCKS Page 19</p> 	<p>DOORS Page 20-21</p> 				

COVES


NUMBER	DIMENSIONS	FINISH
TM 100	11/16" x 11/16"	FJ
TM 93	3/4" x 3/4"	SOLID PINE
*TM 93	3/4" x 3/4" x 8'	OAK
TM 85	9/16" x 1-3/4"	SOLID PINE
TM 95	11/16" x 7/8"	FJ




TM 85



TM 95




TM 100




TM 93

QUARTER ROUNDS


NUMBER	DIMENSIONS	FINISH	NUMBER	DIMENSIONS	FINISH
TM 106	11/16" x 11/16"	FJ	TM 108	1/2" x 1/2"	SOLID PINE / FJ
TM 105	3/4" x 3/4" x 8'	OAK	*TM 108	1/2" x 1/2" x 8'	OAK
TM 105	3/4" x 3/4"	SOLID PINE	TM 110	1/4" x 1/4" x 8'	SOLID PINE
			*TM 110	1/4" x 1/4" x 8'	OAK




TM 106



TM 105




TM 108




TM 110

BASE SHOES

NUMBER	DIMENSIONS	FINISH
TM 126	1/2" x 3/4"	SOLID PINE
*TM 127	1/2" x 3/4" x 8'	OAK
TM 129	7/16" x 11/16"	FJ

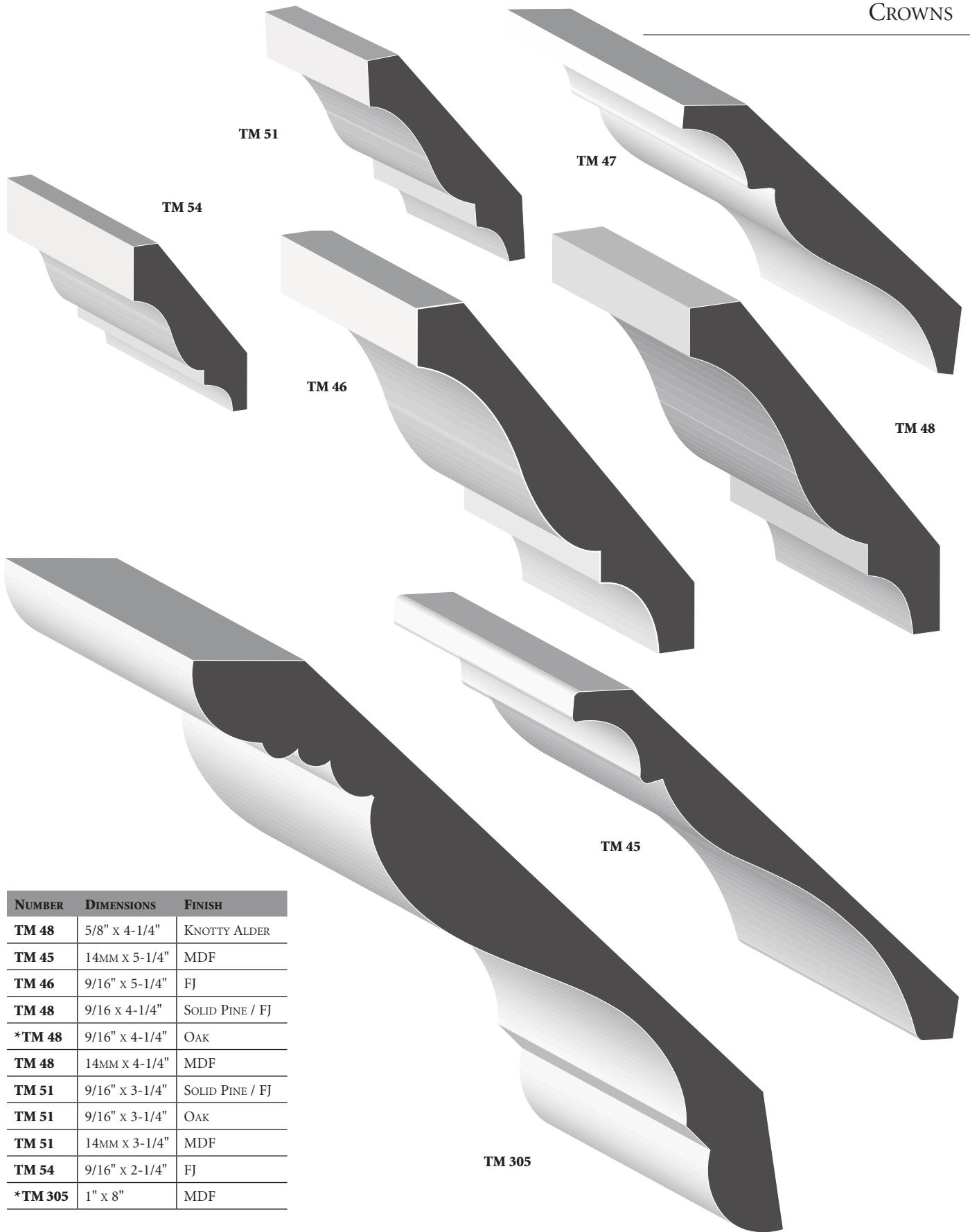


TM 126
TM 127



TM 129

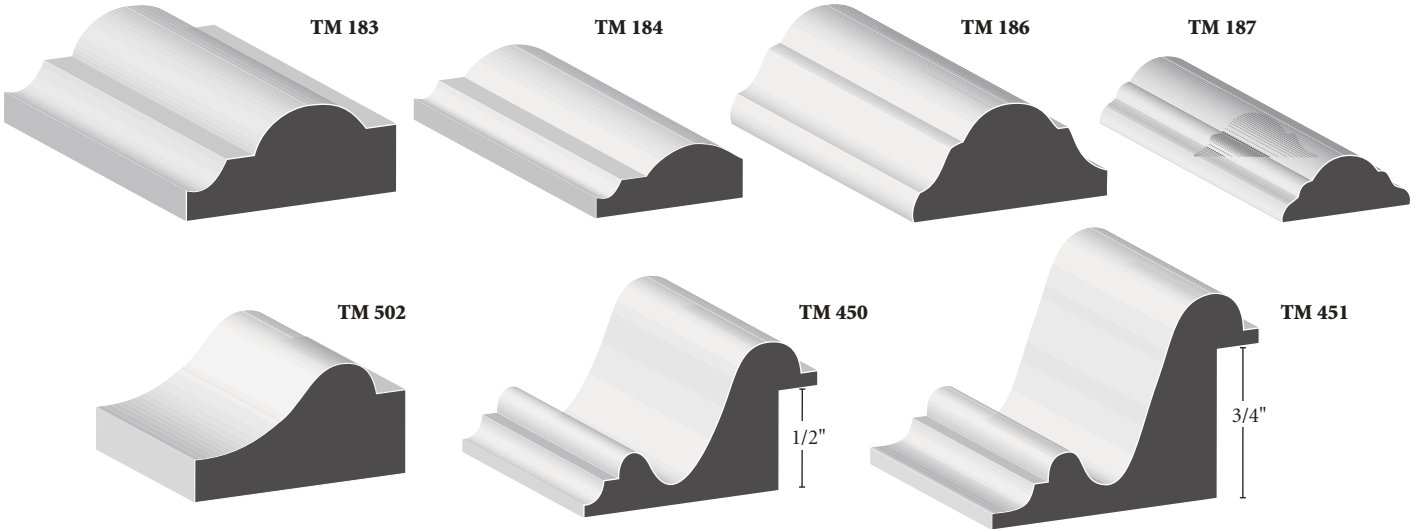
CROWNS



NUMBER	DIMENSIONS	FINISH
TM 48	5/8" x 4-1/4"	KNOTTY ALDER
TM 45	14MM x 5-1/4"	MDF
TM 46	9/16" x 5-1/4"	FJ
TM 48	9/16" x 4-1/4"	SOLID PINE / FJ
*TM 48	9/16" x 4-1/4"	OAK
TM 48	14MM x 4-1/4"	MDF
TM 51	9/16" x 3-1/4"	SOLID PINE / FJ
TM 51	9/16" x 3-1/4"	OAK
TM 51	14MM x 3-1/4"	MDF
TM 54	9/16" x 2-1/4"	FJ
*TM 305	1" x 8"	MDF

PANEL MOULDS

NUMBER	DIMENSIONS	FINISH	NUMBER	DIMENSIONS	FINISH
TM 183	9/16" x 1-1/2"	FJ	TM 502	3/4" x 1-1/2"	FJ
TM 184	5/16" x 7/8"	FJ	TM 450	13/16" x 1-3/8"	FJ
TM 186	17/32" x 1-3/32"	FJ	TM 451	1-1/16" x 1-1/2"	FJ
TM 187	11/32" x 3/4"	FJ			

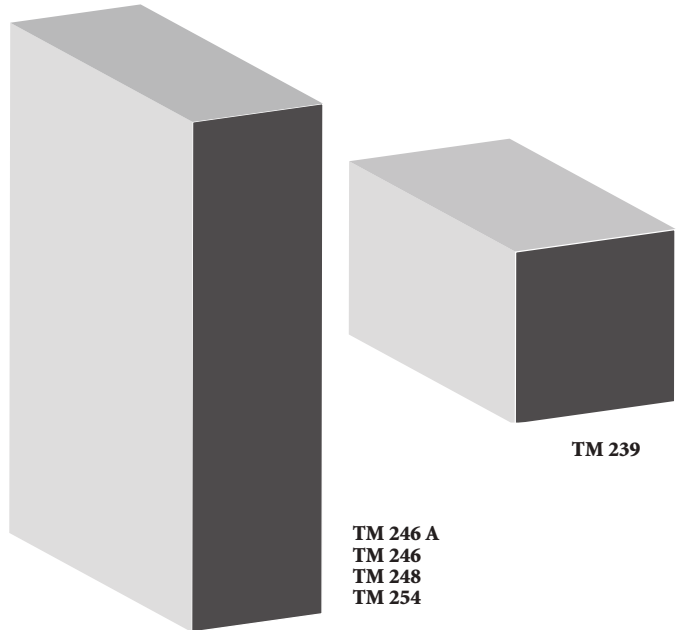
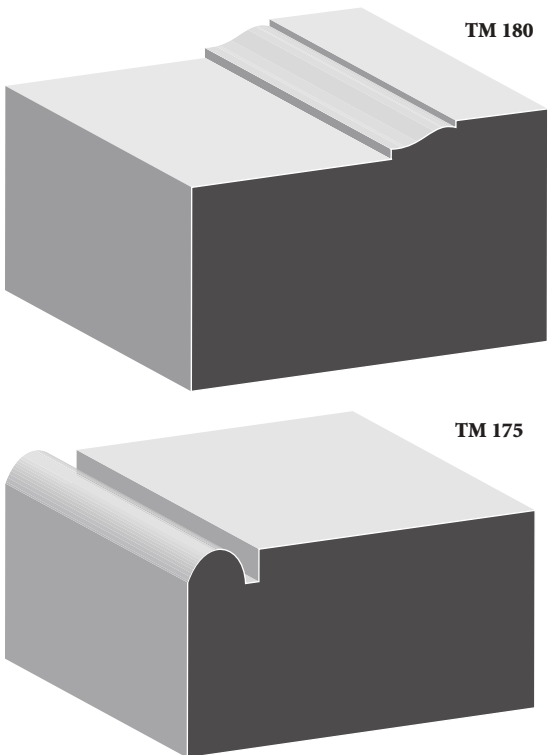


BRICK MOULD

NUMBER	DIMENSIONS	FINISH
TM 180	1-1/4" x 2"	SOLID PINE / PRIMED FJ / FJ
TM 180	1-1/4" x 2"	KNOTTY ALDER / OAK
*TM 175	1-1/16" x 2"	FJ


SCREEN/S4S STOCK

NUMBER	DIMENSIONS	FINISH
TM 239	3/4" x 3/4"	SOLID PINE
TM 246 A	1/2" x 3"	FJ
TM 246	11/16" x 2-3/4"	SOLID PINE / FJ
TM 248	11/16" x 1-3/4"	SOLID PINE / FJ
TM 254	1/2" x 3/4"	SOLID PINE / FJ




HAND RAIL

NUMBER	DIMENSIONS	FINISH
TM 231	1-1/2" x 1-11/16"	SOLID FIR / FJ — 1 JOINT
TM 240	1-1/4" x 2-1/4"	SOLID FIR ONLY — 1 JOINT




TM 231



TM 240

ROUNDS

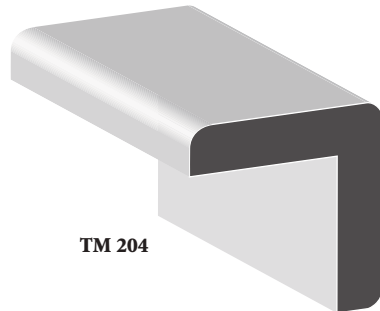
NUMBER	DIMENSIONS	FINISH
TM 233	1-5/16"	SOLID FIR & FJ




TM 233

NUMBER	DIMENSIONS	FINISH
TM 204	1-5/16" x 1-5/16"	SOLID PINE ONLY
TM 205	1-1/8" x 1-1/8"	SOLID PINE / FJ
*TM 205	1-1/16" x 1-1/16" x 8'	OAK


CORNER GUARDS



TM 204




TM 205



TM 206

TM 206	11/16" x 11/16"	SOLID PINE / FJ
*TM 206	3/4" x 3/4" x 8'	OAK



TM 292

WAINSCOT/PLY CAP

NUMBER	DIMENSIONS	FINISH
TM 292	9/16" x 1-1/8"	SOLID PINE / FJ
*TM 292	3/4" x 1-1/8" x 8'	OAK


WINDOW STOOL



WINDOW STOOL

NUMBER	DIMENSIONS	FINISH
WINDOW STOOL	5/8" x 4-3/4"	RAW MDF
WINDOW STOOL	5/8" x 7-1/4"	RAW MDF

T-ASTRIGALS



TM 1305 — 1-3/8"


TM 1300 — 1-3/4"

TM 5250

LATTICE

NUMBER	DIMENSIONS	FINISH
TM 265	9/32" x 1-3/4"	SOLID PINE / FJ
TM 267	9/32" x 1-3/8"	SOLID PINE / FJ
TM 268	9/32" x 1-1/8"	SOLID PINE / FJ


TM 265
TM 267
TM 268




NUMBER	DIMENSIONS	FINISH
TM 1300 — 1-3/4"	1-1/4" x 2-1/4" x 7'	SOLID PINE / FJ
TM 1305 — 1-3/8"	1-1/4" x 2" x 7'	SOLID PINE / FJ
TM 1305 — 1-3/8"	1-1/4" x 2" x 8'	SOLID PINE / FJ
TM 5250	1-1/4" x 2-1/4" x 10'	KNOTTY ALDER
TM 5250	1-1/4" x 2-5/8" x 8'	KNOTTY ALDER
TM 5250	1-1/4" x 2-5/8" x 10'	KNOTTY ALDER
TM 1301	1-1/4" x 3-3/16"	KNOTTY ALDER

CHAIR RAIL


NUMBER	DIMENSIONS	FINISH
TM 304	5/8" x 3"	FJ
TM 390	11/16" x 2-1/2"	SOLID PINE / FJ
TM 390	11/16" x 2-5/8"	OAK
TM 390	5/8" x 2-5/8"	MDF
TM 391	9/16" x 1-3/4"	FJ
TM 400	5/8" x 2-3/8"	KNOTTY ALDER




TM 390



TM 304




TM 400



TM 391

CHAMFER STRIP


TM 995




NUMBER	DIMENSIONS	FINISH
TM 995	3/4" x 3/4"	SOLID FIR ONLY

NUMBER	DIMENSIONS	FINISH	NUMBER	DIMENSIONS	FINISH
TM 886	3/8" x 1-3/8"	SOLID PINE / FJ	TM 916	3/8" x 1-3/8"	SOLID PINE
TM 817	7/16" x 1-1/4"	FJ	TM 877	7/16" x 1-1/4"	SOLID PINE / FJ
TM 937	7/16" x 1-1/4"	SOLID PINE / FJ	TM 877	3/8" x 1-1/4" x 8'	OAK
TM 937	3/8" x 1-1/4" x 7'	OAK	TM 877	7/16" x 1-1/4"	KNOTTY ALDER
TM 937	7/16" x 1-1/4"	KNOTTY ALDER			


STOPS




TM 817




TM 877




TM 887



TM 937




TM 886



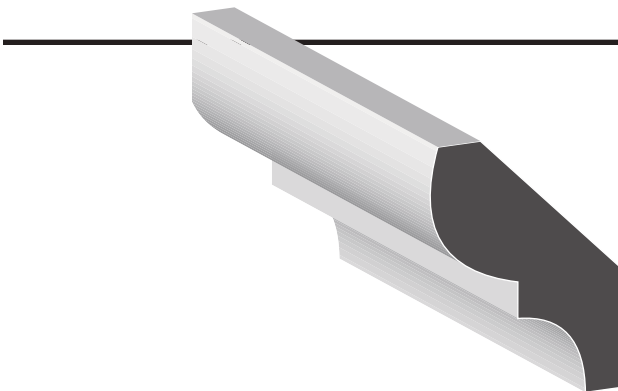
TM 916

SHELF EDGE/SCREEN MOULD



TM 142

NUMBER	DIMENSIONS	FINISH
TM 142	1/4" x 3/4"	SOLID PINE / FJ
TM 142	1/4" x 3/4" x 8'	OAK



TM 74

BEDS


NUMBER	DIMENSIONS	FINISH
TM 74	9/16" x 1-3/4"	SOLID PINE / FJ

CASING


NUMBER	DIMENSIONS	FINISH
TM 160-3	9/16" x 3-1/4"	KNOTTY ALDER
TM 037	9/16" x 3-1/4"	FJ
*TM 037	11/16" x 3-1/4" x 8'	OAK
TM 037	14MM x 3-1/4"	MDF
TM 245	11/16" x 3"	FJ
TM 245	11/16" x 3"	MDF
TM 245	11/16" x 3"	KNOTTY ALDER
TM 301	11/16" x 3-1/4"	KNOTTY ALDER
TM 311	5/8" x 2-1/4"	FJ
TM 311	11/16" x 2-1/4"	OAK
TM 311	15MM x 2-1/4"	MDF
TM 311	11/16" x 2-1/4"	KNOTTY ALDER
TM 312	5/8" x 3"	SOLID PINE / FJ
TM 312	11/16" x 3"	OAK
TM 312	15MM x 3	MDF
TM 312	11/16" x 3"	KNOTTY ALDER
TM 318	14MM x 3-1/4"	MDF
TM 321	11/16" x 2-1/4"	FJ

More casing on page 11 and 12


TM 160-3



TM 037




TM 245




TM 301




TM 311




TM 312



TM 318




TM 321




CASING


TM 323




TM 324




TM 327



TM 328




TM 328 - OAK




TM 353




TM 346




TM 357



TM 355



TM 356



NUMBER	DIMENSIONS	FINISH
TM 323	14MM X 3-1/4"	MDF
TM 324	1/2" X 2-1/4"	OAK / OAK VENEER
TM 327	11/16" X 2-1/4"	SOLID PINE / FJ
*TM 328	9/16" X 1-5/8"	FJ
TM 328	1/2" X 2-1/4"	OAK
TM 346	5/8" X 2-1/4"	SOLID PINE / FJ
TM 346	14MM X 2-1/4"	MDF
TM 353	14MM X 3-1/4"	MDF
TM 355	16MM X 3-1/2"	MDF
TM 356	11/16" X 2-1/4"	SOLID PINE / FJ
TM 356	1/2" X 2-1/4"	OAK / OAK VENEER
TM 356	15MM X 2-1/4"	MDF
TM 357	11/16" X 2-1/8"	OAK / OAK VENEER
*TM 357	7/16" X 2-1/8"	MDF


More casing on page 10 and 12

CASING


NUMBER	DIMENSIONS	FINISH
TM 365	17MM X 3-1/2"	MDF
TM 377	14MM X 3-1/4"	MDF
TM 380	15MM X 2-1/4"	SOLID PINE / FJ
*TM 380	11/16" X 2-1/4"	OAK
TM 380	15MM X 2-1/4"	MDF
TM 381	11/16" X 1-3/4"	FJ
TM 388	11/16" X 3-1/4"	MDF
TM 388	11/16" X 3-1/4"	KNOTTY ALDER
TM 400	5/8" X 2-3/8"	KNOTTY ALDER
TM 413	11/16" X 3-1/4"	MDF
TM 423	15MM X 3-1/4"	MDF
TM 473	9/16" X 2-1/4"	SOLID PINE / FJ / MDF
TM 972	3/8" X 2"	FJ

More casing on page 10 and 11


TM 365




TM 377




TM 380




TM 381





TM 388



TM 400



TM 972



TM 473
TM 301
TM 423
TM 413

BASE MOULDINGS

TM 145



TM 161-5



TM 218




TM 313




TM 803
TM 403
TM 511



TM 412



TM 411




NUMBER	DIMENSIONS	FINISH
TM 145	9/16" x 5"	FJ
TM 145	14MM x 5"	MDF
TM 145	9/16" x 5"	KNOTTY ALDER
TM 161-5	1/1" x 5-1/4"	KNOTTY ALDER
TM 218	14MM x 5-1/4"	MDF
TM 313	14MM x 7-1/4"	MDF
TM 403	14MM" x 4"	MDF
TM 411	9/16" x 3-1/4"	FJ
*TM 411	9/16" x 3-1/4"	OAK
TM 411	14MM x 3-1/4"	MDF
TM 412	9/16" x 4-1/2"	OAK
TM 412	9/16" x 4-1/2"	KNOTTY ALDER
TM 412A	14MM X 4-1/2"	MDF
TM 511	14MM x 5"	MDF
TM 511	9/16" x 5-1/4"	KNOTTY ALDER
TM 803	12MM x 7-1/4"	MDF

More base mouldings on next page

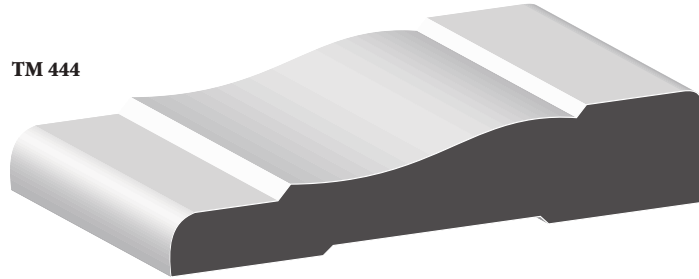
BASE MOULDINGS

NUMBER	DIMENSIONS	FINISH
TM 414	9/16" x 4-1/4"	SOLID PINE / FJ
TM 414	12MM x 4-1/4"	MDF
TM 444	11/16" x 3-1/4"	SOLID PINE / FJ
TM 444	11/16" x 3-1/4"	OAK VENEER
TM 444	15MM x 3-1/4"	MDF
TM 512A	14MM x 5-7/8"	MDF
TM 514	12MM x 5-1/4"	MDF
TM 514	9/16" x 5-1/4"	KNOTTY ALDER / FJ
TM 618	9/16" x 5-1/4"	FJ
TM 618	14MM x 5-1/4"	MDF
TM 620	9/16" x 4-1/4"	FJ / MDF
TM 623	9/16" x 3-1/4"	SOLID PINE / FJ
TM 623	3/8" x 3-1/4"	OAK / OAK VENEER
TM 623	12MM x 3-1/4"	MDF
*TM 636	3/8" x 2-3/4"	OAK


More base mouldings on next page



TM 414




TM 444




TM 514

TM 512A



TM 618
TM 620
TM 623
TM 636




BASE MOULDINGS


TM 677




TM 680



TM 655




TM 665




NUMBER	DIMENSIONS	FINISH
TM 655	18MM X 5-1/2"	MDF
TM 665	15MM X 5-7/8"	MDF
TM 677	14MM X 5-3/4"	MDF
TM 680	14MM X 5-7/8"	MDF
TM 680	9/16" X 5-7/8"	KNOTTY ALDER
TM 713	9/16" X 3-1/4"	SOLID PINE / FJ
TM 713	9/16" X 3-1/4"	OAK
TM 726	9/16" X 2-1/4"	SOLID PINE / FJ
TM 739	9/16" X 4-1/4"	FJ
TM 730	9/16" X 3-1/4"	SOLID PINE / FJ
TM 730	9/16" X 3-1/4"	OAK
TM 730	12MM X 3-1/4"	MDF
TM 733	9/16" X 2-5/8"	FJ
TM 735	9/16" X 2-1/4"	FJ


TM 713
TM 723
TM 726



TM 730
TM 739


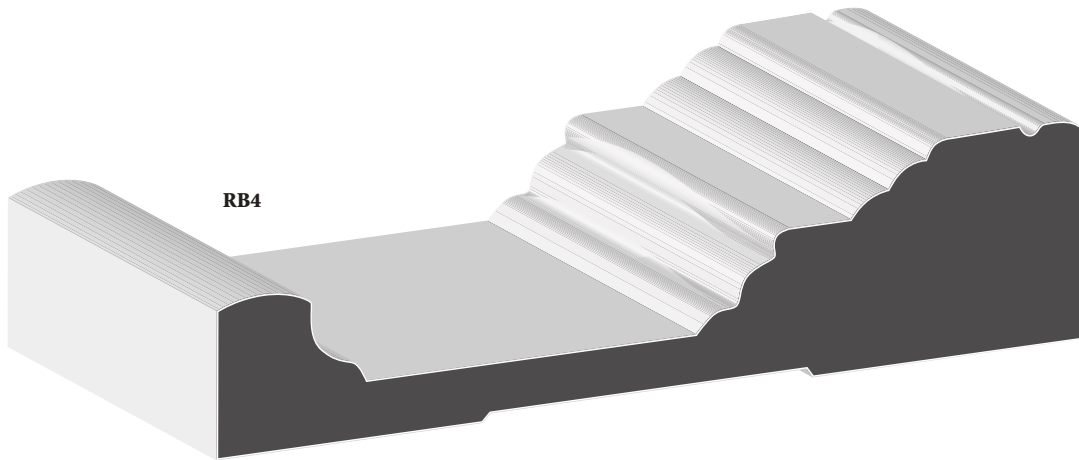



TM 733
TM 735



HEADERS

NUMBER	DIMENSIONS	FINISH
RB3	1" x 3-1/2"	MDF
RB4	1-1/8" x 5-1/8"	MDF
RB4	1-5/16" x 5-1/4"	KNOTTY ALDER
RB6	1-1/8" x 4-1/4"	MDF



HEADERS

TM 544



NUMBER	DIMENSIONS	FINISH
TM 544	1" x 3-1/2"	MDF
TM 546	1" x 5-1/2"	MDF / KNOTTY ALDER
TM 548	1" x 7-1/4"	MDF

TM 546



MDF (MEDIUM DENSITY FIBERBOARD)

1 x 4	E2E	17MM X 3-1/2"	PRIMED
1 x 6	E2E	17MM X 5-1/2"	PRIMED
1 x 8	E2E	17MM X 7-1/4"	PRIMED
1 x 12	E2E	17MM X 11-1/4"	PRIMED

BOARDS

MDF (MEDIUM DENSITY FIBERBOARD)

TM 246	HOOK/CASE	17MM X 2-3/4"	PRIMED
TM 246A	HOOK STRIP	12MM X 3"	RAW
TM 246B	HOOK STRIP	14MM X 3-1/4"	RAW
1 x 2	E2E	5/8" X 1-1/2"	PRIMED
1 x 6	E2E	5/8" X 5-1/4"	PRIMED
1 x 4	E2E	3/4" X 3-1/2"	PRIMED
1 x 6	E2E	3/4" X 5-1/2"	PRIMED
1 x 8	E2E	3/4" X 7-1/4"	PRIMED
1 x 12	E2E	3/4" X 11-1/4"	PRIMED
1 x 4	S4S	3/4" X 3-1/2"	RAW
1 x 6	S4S	3/4" X 5-1/2"	RAW
1 x 8	S4S	3/4" X 7-1/4"	RAW
1 x 12	S4S	3/4" X 11-1/4"	RAW
*1 x 12	S4S	5/8" X 11-1/4"	RAW

KNOTTY ALDER BOARDS

1 x 4	S4S	3/4" X 3-1/2"
1 x 6	S4S	3/4" X 5-1/2"
1 x 8	S4S	3/4" X 7-1/4"
1 x 10	S4S	3/4" X 9-1/4"
1 x 12	S4S	3/4" X 11-1/4"

OAK

1 x 4	S4S	11/16" X 3-1/2"
1 x 6	S4S	11/16" X 5-1/2"
1 x 8	S4S	11/16" X 7-1/4"
1 x 12	S4S	11/16" X 11-1/4"

FJ

1 x 4	S4S	11/16" X 3-1/2"
1 x 6	S4S	11/16" X 5-1/4"
1 x 8	S4S	11/16" X 7-1/4"
1 x 12	S4S	11/16" X 11-1/4"

JAMBS

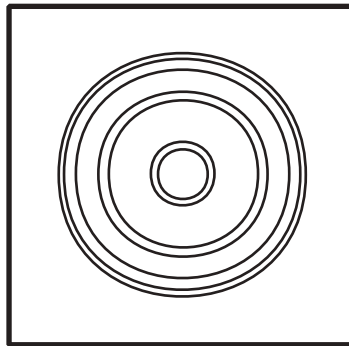
INTERIOR JAMBS

	5/8" x 4-5/8" x 6'8"	5/8" x 4-7/8" x 6'8"	4-9/16" x 82-1/4"	4-9/16" x 86-1/4"	4-9/16" x 98-1/4"	4-3/4" x 86-1/4"	4-5/8" x 82-1/4"	4-5/8" x 86-1/4"	4-5/8" x 98-1/4"	4-5/8" x 17'	4-13/16" x 82-1/4"	4-13/16" x 86-1/4"	4-7/8" x 82-1/4"	4-7/8" x 86-1/4"	4-7/8" x 98-1/4"	5-1/4" x 82-1/4"	5-1/4" x 86-1/4"	6-5/8" x 82-1/4"	6-5/8" x 98-1/4"	6-7/8" x 86-1/4"	6-7/8" x 98-1/4"	7-1/4" x 82-1/4"	7-1/4" x 98-1/4"	7-1/2" x 86-1/4" TRIMMABLE
FJ							●	●	●	●			●	●	●	●		●	●	●	●	●	●	
SOLID PINE							●	●										●						
SOLID PINE VENEER							●															●		
PRIMED MDF	●	●																						
OAK					●	●									●		●							
OAK VENEER			●								●					●								●
KNOTTY ALDER							●		●				●		●			●	●				●	●

EXTERIOR FRAMES	SCSK											BLANKS				
	4-5/8" x 84"	4-5/8" x 99"	5-1/4" x 17'	6-5/8" x 84"	6-5/8" x 99"	7-1/4" x 100"	7-1/4" x 17'	4-5/8" x 6' 8"	5-1/4" x 6' 8"	6-5/8" x 6' 8"	7-1/4" x 6' 8"	4-5/8" x 6' 8"	5-1/4" x 6' 8"	6-5/8" x 6' 8"	7-1/4" x 6' 8"	
FJ			●				●	●	●	●	●		●	●	●	●
KNOTTY ALDER	●	●		●	●	●										

INTERIOR FRAMES	KERFED JAMB	
	3-1/4" x 98-1/4"	3-1/2" x 98-1/4"
FJ	●	
KNOTTY ALDER		●

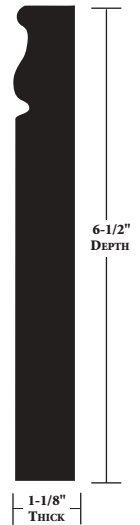
CORNER BLOCKS BULLSEYE DESIGN



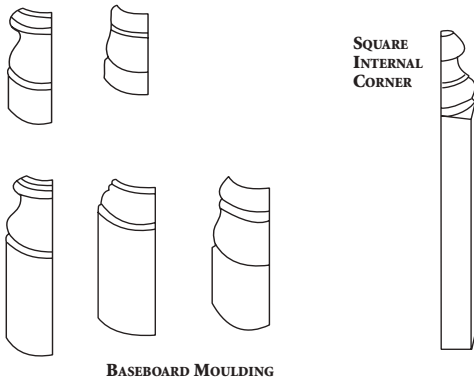
EASED EDGES

AVAILABLE IN MDF, POPLAR,
ALDER AND OAK

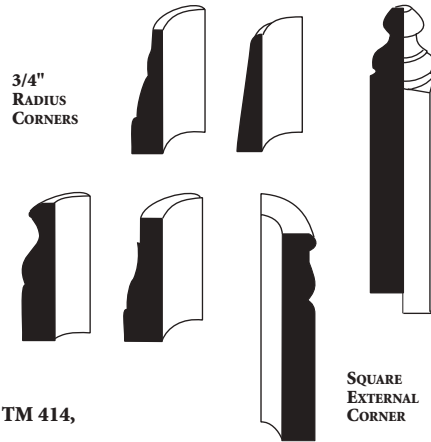
PLINTH BLOCKS



3/4" RADIUS CORNERS • THESE ARE JUST A FEW OF THE PROFILES WE STOCK. WE CAN MATCH ANY MOULDING PROFILE IN THE ABOVE WOODS.




BASEBOARD MOULDING



- PATTERNS:
TM 390
UNIVERSAL
TM 145
TM 356
TM 400
TM 411
TM 414
TM 444
TM 512
TM 730
TM 300
TM 739
TM 623

SOME PATTERNS AVAILABLE IN MDF • TM 145, TM 218, TM 313, TM 411, TM 414,
TM 444, TM 512, TM 514, TM 623, TM 618, TM 677, TM 680, TM 730

PYRAMID CORNER BLOCKS



#604
SOFT OUTSIDE
UNIVERSAL
RADIUS CORNER



#606
SQUARE OUTSIDE
UNIVERSAL



#605
INSIDE
UNIVERSAL

FLEXIBLE MOULDING

FLEXIBLE MOULDING

AVAILABLE SPECIAL
ORDER ONLY • PLEASE
CALL FOR PRICING

LYNDEN DOORS



**FROM PASSAGE TO BIFOLD DESIGNS,
YOUR SELECTION IS WIDE OPEN.**

MADE FROM MOLDED HIGH-DENSITY FIBERBOARD, LYNDEN DOORS RESIST SHRINKING, SWELLING, CRACKING AND JOINT SEPARATION. ENGINEERED WOOD DESIGN OUTPERFORMS WOOD DOORS WHILE OFFERING SUPERIOR VALUE.

**SPECIFY THE DOOR THAT MAKES
THE GRADE.**


- TESTED FOR WATER RESISTANCE, ADHESION AND OVERALL DURABILITY TO ENSURE PRODUCT QUALITY.
- LYNDEN DOORS CAN BE SPECIFIED IN 1-3/8" AND 1-3/4" THICKNESSES.
- ALL 1-3/4" THICK LYNDEN DOORS CAN BE MANUFACTURED TO MEET 20-, 45-, AND 60-MINUTE FIRE RATING AS PER WARNOCK HERSEY SPECIFICATIONS.

MAKE A SOLID CHOICE


- FOR THE HEFT AND SOUND-DEADENING PROPERTIES OF SOLID WOOD, SPECIFY SOLID CORE CONSTRUCTION.
- LYNDEN DOORS ARE AVAILABLE WITH SOLID CORE CONSTRUCTION.

EASY ON THE OUTSIDE


NO OLD GROWTH TIMBER IS HARVESTED FOR THE MANUFACTURE OF LYNDEN DESIGNS. INSTEAD, BY-PRODUCTS FROM SAWMILL OPERATION ARE USED TO CONVERT WOOD CHIP WASTE INTO A DESIGN OF TRUE BEAUTY.




CASHAL®




CAIMAN®




CRAFTSMAN 3®




CARMELLE®




CARRARA®




COLONIST®




CORVADO®



MADISON®



COVENTRY®



CONMORE®

NOTES

GRADE WOOD MOULDINGS ARE AVAILABLE IN TWO GRADES:

"**N Grade**" is intended for natural or clear finishes and the exposed face must be of one single piece.

"**P Grade**" is intended for opaque paint finishes or overlays and can be finger jointed and/or edge glued.

These grades may have a few minor characteristics such as light checks, small pitch pockets, light torn grain, occasional medium stain or small amount of medium pitch. A serious combination of these is not admissible in any one piece. The number and extent of characteristics permitted varies as the area of the piece increases or diminishes.

N Grade (suitable for natural, stain, paint, or enamel finish):

On the basis of net 2" face - 12' long this grade will admit the following characteristics or their equivalent:

A) A small spot of torn grain, one foot of medium pitch, light skip in dressing on back, or **B)** One small and one very small pitch pocket, or **C)** One short, tight season check and a light snipe at one end, or **D)** Medium stain in occasional (10%) pieces for one-third the area in an otherwise perfect piece. Characteristics that will not show when piece is laid shall not be given the same consideration as characteristics elsewhere.

P-Grade (paint or overlay grade):

The same quality as N-Grade except stain is no defect. Glue joints (laminated or finger joints) must be precision machined and assembled with tight joints. Patching, filling or plugging is permitted, providing a paintable surface results.

LENGTHS

Random lengths shall be 3 to 20 feet in multiples of one foot. Not over 15% of any one item shall be under 8 feet. When computing the percentage of shorts in casing and stops, pieces 7' in length will be considered long lengths.

Specified lengths of cut-to-length window and door trim shall be graded as completely usable. Finger and/or laminated jointed mouldings may be ordered in specified lengths with not over 15% trim backs permitted in any one item.

Specified lengths: We reserve the option to charge a 25% premium on specified lengths of items normally sold on a random length basis. This policy applies mostly to Solid Pine, Oak and Hemlock mouldings.

ADHESIVES

Adhesives used in finger joints or laminations shall meet the dry used adhesive performance requirements of ASTM D-3110-82 (or latest revision) "*Standard Specification for Adhesives Used in Non-Structural Glued Lumber Products.*" In situations where a Wet-Use adhesive is required, it shall be so specified, acknowledged and invoiced.

BUNDLING

Shall be in accordance with the Standard Wood Moulding and Millwork Producers Association Schedule.

MANUFACTURING TOLERANCES

Thickness and width + or - 1/32".

DEFINITIONS

Definitions of characteristics permitted in wood moulding shall be those of the National Grading Rules for softwood lumber.

SETTLEMENT PROVISIONS

In determining compliance with purchase specifications and of effecting settlement of invoices between buyers and sellers, each item of a shipment shall be considered as of the grade invoiced if upon re-inspection 95% thereof or more is found to be of said grade or better.

GREEN'S THE THING

At Trimco Millwork, we're not just trying to conserve energy and reduce our own carbon footprint, we're taking green to the next level by offering the finest, environmentally responsible building material available. We offer a wide range of products that are made from recycled materials or are recyclable, as well as products from manufacturers that support the green initiatives of the organizations you see on this page. We are constantly searching for and adding height quality, green products to our inventory.

GO GREEN

To make it easier for our customer to find greener building materials, we have developed GO GREEN, a selection of products that are easier on the earth through their manufacture, performance or use. Our GO GREEN offerings can help you meet your green product requirements.

BUILDING GREEN WITH TRIMCO


The products listed below are a sample of the GO GREEN products we offer at Trimco Millwork.

MOULDING

Pactrim/Can Trim – MDF
Sierra Pacific – Frames
Brightwood – Hemlock and Solid Pine
Arauco – Finger Joint

DOORS

Therma-Tru – Doors
Lynden Doors – Interior Doors
Woodgrain – Doors
Krosswood – Interior Doors



For more information about GO GREEN products, contact us at:



1029 S. Pioneer Road • Salt Lake City, Utah 84104
Phone: 801.467.0077 • Fax: 801.484.1833
Toll Free 1.800.467.4281 • www.trimcomillwork.com
A Division of Hoff Companies, Inc.

THERMA TRU
DOORS

LD Lynden Door




woodgrain doors


Canadian
MDF
PRODUCTS COMPANY


PACTRIM

 **SIGNAMARK**

SCHLAGE


Pamex
Locks & Builders Hardware



 **TRIMCO**
MILLWORK

A DIVISION OF HOFF COMPANIES, INC.

1029 S. PIONEER ROAD • SALT LAKE CITY, UTAH 84104

PHONE: 801.467.0077 • FAX: 801.484.1833 • TOLL FREE 1.800.467.4281