

2017-18 Schedule & Results

Overall Record: 8-10 (home: 5-7 * away: 1-2 * neutral: 2-1)

SEC: 0-5 (home: 0-3 * away: 0-2)

Date	UF	Opp	Nat'l Rank	Opponent	TV/Video	Time	ET
NOVEMBER (4-3)							
Sat. 11	rv/--	--		GEORGIA STATE	SECN+	W	82-66
Tue. 14	rv/-	--		ARKANSAS STATE	SECN+	L	69-70
Fri. 17	rv/-	17/14		FLORIDA STATE	SECN+	L	54-84
at Savannah Invitational							
Tue. 21	--	--		vs. Richmond (1)	none	W	87-80
Wed. 22	--	--		vs. Stetson (1)	none	L	71-85
Thu. 23	--	--		vs. Savannah State (1)	none	W	90-40
Tue. 28	--	--		JACKSONVILLE	SECN+	W	69-59
DECEMBER (4-3)							
Sun. 3	--	rv		at Oklahoma (2)	FOXspts	W	80-61
Wed. 6	--	12		OHIO STATE (DH)	SECN+	L	77-103
Sun. 10	--	--		MARSHALL	SEC Network	W	74-69
GATOR HOLIDAY CLASSIC							
Wed. 20	--	--		CHATTANOOGA (3) (DH)	SECN+	L	60-65
Thu. 21	--	--		SAINT JOSEPH'S (3)	SECN+	W	71-51
Wed. 27	--	--		DELAWARE STATE	SECN+	W	85-51
Sun. 31	--	--		at Auburn*	ESPN2	L	55-84
JANUARY							
Thu. 4	--	--		ALABAMA*	SECN+	L	54-63
Sun. 7	--	--		at Ole Miss*	SECN+	L-2OT	75-78
Thu. 11	--	--		KENTUCKY*	SECN+	L	53-56
Sun. 14	--	--		LSU*	SEC Network	L	59-66
Thu. 18	--	--		at Arkansas*	SEC Network	7 p.m.	
Sun. 21	--	--		OLE MISS*	SEC Network	1 p.m.	
Thu. 25	--	--		at Mississippi State*	SEC Network	8:30 p.m.	
Sun. 28	--	--		GEORIGIA*	SEC Network	2 p.m.	
FEBRUARY							
Mon. 5	--	--		at Missouri*	SEC Network	7 p.m.	
Thu. 8	--	--		MISSISSIPPI STATE*	SECN+	7 p.m.	
Sun. 11	--	--		at South Carolina*	SEC Network	1 p.m.	
Thu. 15	--	--		at Texas A&M*	SECN+	8 p.m.	
Sun. 18	--	--		VANDERBILT*	SEC Network	1 p.m.	
Thu. 22	--	--		TENNESSEE*	SECN+	7 p.m.	
Sun. 25	--	--		at Georgia*	SEC Network	12 p.m.	
Wed. 28-March 4	--	--		SEC Tournament (4)	SEC Network	12/2:30 p.m.	

*Southeastern Conference Game; DH = Doubleheader ... (1) Savannah Invitational (Savannah Civic Center, Savannah, GA) ... (2) Big 12/SEC Challenge (Norman, OK) ... (3) Gator Holiday Classic (Gainesville, FL) ... (4) SEC Tournament (Bridgestone Arena, Nashville, TN)
All HOME GAMES will be played at **Exactech Arena at the Stephen C. O'Connell Center** (2020 W. University Drive, Gainesville, FL)
• **TV Information:** SECN = SEC Network; SECN+ = SEC Network +; OOV = opponent online video
• **To Watch the SEC Network:** to go www.GetSECNetwork.com for complete channel listing
• **SEC Network +:** Games offered exclusively on WatchESPN and SECNetwork.com through a number of national outlets.
• **SEC NETWORK +**
• **WHAT IT IS:** Also referred to as SEC Network Plus, this is the digital platform for the SEC Network showcasing live SEC athletic events, inclusive of
• **HOW TO WATCH IT:** SEC Network + is only available through WatchESPN (accessible thru the WatchESPN app and on SECNetwork.com) ... To access SEC Network + on WatchESPN, fans must sign in with their credentials from a participating TV provider.

Florida (8-10, 0-5 SEC) at

Arkansas (11-7, 2-3 SEC)

Bud Walton Arena (19,200)

Fayetteville, Arkansas

Thu., January 18 * 7 pm ET/6 pm CT

Gator Game Coverage & More!

Radio: ESPN Gainesville 98.1FM & 850AM WRUF
..... with Kyle Crooks & Brittany Davis
Internet Audio: link thru FloridaGators.com (FREE)
Television: SEC Network with Courtney Lyle & Tamika Catchings
Streaming Video: WatchESPN app
Internet Scoring: LIVE thru FloridaGators.com

Head Coaches

Florida (8-10, 0-5): Cameron Newbauer (IUPUI Fort Wayne '01)
Overall Record / at UF: 87-60 (fifth year) / 8-10 (first year)
Arkansas (11-7, 2-3): Mike Neighbors (Arkansas '98)
Overall Record / at UA: 109-48 (5th yr) / 11-7 (1st yr)

Communications/Sports Info. Contacts

Florida: Kathy Cafazzo <Kathyc@gators.ufl.edu>
Phone Numbers: O: 352-375-4683 x6133 / C: 352-316-4575
Website: FloridaGators.com
Twitter/Instagram: @GatorsWBK ... @camnew
Facebook: facebook.com/GatorsWBK
Arkansas: Jeri Thorpe <jthorpe@uark.edu>
Phone Numbers: 479.283-3344 (c) | 479.575.5037 (o)
Twitter/Website: @RAZORBACKWBB | ArkansasRazorbacks.com

Opening Tip

*Each of Florida's last four games has been decided by single digits and in each of them, the Gators have held the lead.
*Florida is still seeking its first SEC win of the season despite having held a lead all five games.
*Florida and Arkansas feature the SEC's two head coaching newcomers, with **Cameron Newbauer** and Mike Neighbors hired during the off season.
*The Gators lead the SEC (SEC games only) in 3-pointers made per game (8.4) and are No. 2 in 3-point FG percentage defense (28.3%)
*Gator junior **Funda Nakkasoglu** ranks No. 2 in the SEC (SEC games only) for 3-pointers made per game (3.0 pg).

Florida's Probable Starting Lineup (based on last game's starters)

##	Gator	Pronunciation	POS	HT	CL	Hometown	PPG	RPG	NOTES
12	Paulina Hersler		F	6-3	SR	Malmö, Sweden	12.2	6.6	8.2 rebounds/pg in SEC
44	Haley Lorenzen		F/C	6-3	SR	Iowa City, Iowa	12.6	9.3	9 doub-doubs; 20 pts, 10 rebounds vs. LSU
3	Funda Nakkasoglu	FOON-da knock-a-SO-glueG	G	5-8	R-JR	Hampton, Australia	14.9	2.4	45-126 (35.7%) three-pointers; 11 straight games w/ a 3
00	Delicia Washington	duh-LEE-shuh	G	5-10	SO	Macon, Ga.	10.1	8.9	64 assists; team leader in FTA; 1 triple-double
11	Dyandria Anderson	dee-ANN-dree-uh	G	5-10	SR	Viera, Fla.	11.3	4.3	58 assists, team-best 16 steals

Off The Bench

15	Sydney Searcy	SIR-see	G	5-7	SO	Ponte Vedra Beach, Fla.	4.8	1.6	20-59 threes (33.9%); started 2nd half at Ole Miss
23	Jalaysha Thomas	jah-LAY-shuh	F	6-2	FR	Ocala, Fla.	2.2	3.5	10.4 minutes; 3-8 threes
24	Mikayla Hayes	mih-KAY-la	F	6-2	FR	Brooklyn Park, Minn.	2.1	1.7	8.7 minutes; started 2nd half at Ole Miss
1	Tamera Johnson	tah-MEIR-ee-uh	G	5-6	FR	Ocala, Fla.	1.0	0.9	12 assists ... 5.4 minutes
5	Elif Portakal	ee-LEAF POOR-ta-call	G	5-9	SO	Istanbul, Turkey	0.8	0.4	6.5 minutes
55	Stephanie Brower		F	5-11	FR	Wesley Chapel, Fla.	0.0	0.0	Walk-on, joined team Dec. 12, 2017; 2 GP; 6 minutes
2	Gabby Seiler	SIGH-ler	G	5-5	SR	Peachtree City, Ga.	--	--	Gator soccer All-American; joined team Jan. 4

Out for Today/Season

22	Sydney Morang	mur-RANG (like the pie)	G/F	6-0	SO	New Providence, N.J.	4.7	2.3	3 GP - out for season (concussion)
4	Corey Staples		G	5-8	JR	Buford, Ga.	--	--	transfer from Santa Fe College; tore ACL Oct. 28, 2017

2017-18 Gator Women's Basketball

BROADCAST MEDIA SHEET

Probable Starters Numbers in Orange



00 DELICIA WASHINGTON
 Name pronounced: duh-LEE-shuh
 GP-GS Min/G FG% 3PT% FT% R/G A/G S B PPG
 SEASON 18-18 30.2 .333 .256 .538 8.9 3.6 12 0 10.1
 SEC 5-5 32.4 .260 .222 .667 9.0 3.8 4 0 7.6
 CAREER 49-48 27.5 .379 .258 .568 6.6 2.3 53 2 10.7

- SO * G * 5-10 * Macclenny, Fla./Baker County H.S.**
- held career-long 8-game double-figure scoring streak (was 4 games), ended vs. Del.St (6 pts, 12 reb)
 - her 3 at Oklahoma (game 8) was 11th of year, surpassing her entire total from last year in 31 games
 - TRIPLE-double vs. Savannah State (12pts,12reb,10ast) - 3rd in pgm history
 - Scored in every game of career but one ... 2017 SEC Co-FR of the Year - first Gator!
 - Has a self-proclaimed 'shopping addiction' - she owns 60-plus pairs of shoes (Nike/Jordans)



1 TAMERIA JOHNSON
 Name pronounced: tah-MEIR-ee-uh
 GP-GS Min/G FG% 3PT% FT% R/G A/G S B PPG
 SEASON 15-0 5.4 .385 .000 .625 0.9 0.8 7 0 1.0
 SEC 4-0 0.8 1.000 .000 .000 0.3 0.0 2 0 0.5
 CAREER 15-0 5.4 .385 .000 .625 0.9 0.8 7 0 1.0

- FR * 5-6 * G * Ocala, Fla. / West Port H.S.**
- 2 exciting defensive steals at end of LSU game ... 5 rebounds, 2FTs vs. Delaware State (12/27)
 - Only scholarship Gator yet to hit a 3 this season
 - Prep teammates at West Port HS with current Gator freshman Jalaysha Thomas
 - Verbally committed while standing on sideline of the Gator football game vs Ole Miss on Oct. 3, 2015
 - Ran track for West Port and was part of the school's record-breaking 4x100 team



2 GABBY SEILER
 Name pronounced: SIGH-ler
 GP-GS Min/G FG% 3PT% FT% R/G A/G S B PPG
 SEASON --
 SEC --
 CAREER --

- SR * G * 5-5 * Peachtree City, Ga. / McIntosh H.S. / Univ. of Georgia**
- first day with WBB team was Jan. 4 at shootaround - sat on bench with team that night ... 1st practice Jan. 9 ... Gator soccer 2017 captain; United Soccer Coaches 3rd Team All-American and 3x 1st Team All-SEC ... Played 1st 2 years at Georgia, transferred to UF, sat 1 year, before playing final 2 years at UF ... Recruited in HS by Cam Newbauer to Georgia WBB, but opted for soccer
 - broke boys/girls HS's scoring record by Jeff Sheppard, who starred at Kentucky; eventually 2,000+ pts



3 FUNDA NAKKASOGLU
 Name pronounced: FOON-da knock-a-SO-gue
 GP-GS Min/G FG% 3PT% FT% R/G A/G S B PPG
 SEASON 16-16 34.9 .411 .357 .783 2.4 2.6 8 1 14.9
 SEC 5-5 37.2 .318 .319 .750 0.8 2.4 3 1 12.6
 CAREER 76-75 34.9 .410 .343 .840 2.8 4.2 78 5 18.3

- R-JR * G * 5-8 * Hampton, Australia / Utah State University**
- 3-pointer in every game except one ... 7 treys vs. Richmond = T-3rd-most/game in UF history
 - left Richmond game at 1:57 remaining with ankle injury and DNP next 2 nights vs. Stetson, Sav.State
 - Over a 10-game stretch during 2015-16 made **51 straight FTs** ... Played in and started all but one game of her 60-game Utah State University career = averaged 19.1 ppg and amassed 1,149 points
 - Spent 2016 summer with Turkish Senior National Team; among players at tryouts for 2016 Olympics



5 ELIF PORTAKAL
 Name pronounced: ee-LEAF POOR-ta-call
 GP-GS Min/G FG% 3PT% FT% R/G A/G S B PPG
 SEASON 17-0 6.5 .182 .143 .750 0.4 0.5 0 0 0.8
 SEC 4-0 2.8 .000 .000 .000 0.0 0.0 0 0 0.0
 CAREER 36-0 6.7 .231 .200 .500 0.4 0.8 4 0 0.7

- SO * G * 5-9 * Istanbul, Turkey / Ugur H.S.**
- Led UF in assists vs. Chattanooga & St. Joe's - first times in career led team in a stat category
 - DNP vs. LSU (sore back) ... led team with 3 assists vs. Chattanooga (1st time in career)
 - 2017: Played in 19 of 31 games, all off the bench ... did not score in final 10 games
 - Missed 10 games w/ broken bone in right foot (1st game missed: at FSU Dec. 8) ... returned Jan. 22 at Georgia - entered game 5:13 (2Q) and made FT 9 seconds later



11 DYANDRIA ANDERSON
 Name pronounced: dee-ANN-dree-uh
 GP-GS Min/G FG% 3PT% FT% R/G A/G S B PPG
 SEASON 18-18 32.0 .420 .337 .722 4.3 3.2 16 3 11.3
 SEC 5-5 35.6 .381 .310 .667 4.2 2.8 5 1 9.4
 CAREER 109-67 23.4 .405 .282 .709 3.3 2.5 143 27 5.9

- SR * G * 5-10 * Viera, Fla./Viera H.S.**
- took 13 games to hit 26 threes this season - more than she hit in last 3 years combined (91 games)
 - big jump in scoring average from last year (7.2 ppg)
 - reset career-high scoring three times this season - most recently 29 pts at Oklahoma; career-high 21 pts vs. Stetson (5-11 threes), with the final two accounting for 500th career pt
 - 2017: 1 of 2 Gators who started every game and 1 of 5 who played in all 31 games




12 PAULINA HERSLER
 GP-GS Min/G FG% 3PT% FT% R/G A/G S B PPG
 SEASON 18-18 30.3 .472 .363 .735 6.6 1.0 10 8 12.2
 SEC 5-5 34.2 .451 .300 .750 8.2 0.6 5 1 12.2
 CAREER 114-20 13.4 .397 .337 .727 2.5 0.3 36 30 4.0

- SR * F * 6-3 * Malmo, Sweden / Igelstavikens Gymnasium / UCLA**
- during 10th game at UF, dished her 12th assist and equaled entire last year's 34-game total at UCLA
 - Four-point-play vs. Ohio State ... career-high 19 pts vs. St. Joe's (Dec. 21) & Kentucky (Jan. 11)
 - 10th career game vs. Richmond (11/21/17) ... logged 1st double-double of career vs. Ark State (Nov. 14), 12 pts, career-high 11 rebs ... 15 pts in season-opener was a then-career-high (12 pts, twice)
 - Missed first 2 weeks of 2017 Fall semester competing at the 2017 World Univ. Games




15 SYDNEY SEARCY
 Name pronounced: SIR-see
 GP-GS Min/G FG% 3PT% FT% R/G A/G S B PPG
 SEASON 16-2 16.8 .347 .339 .400 1.6 0.9 5 0 4.8
 SEC 5-0 18.0 .174 .111 .200 2.0 0.4 2 0 2.2
 CAREER 47-2 13.5 .349 .274 .531 1.2 0.8 29 3 3.1

- SO * G * 5-7 * Ponte Vedra Beach, Fla./Nease H.S.**
- scored in every game she played except three this year (at Oklahoma; at Ole Miss, missed 2FTs in 2OT period); started 2nd half at Ole Miss
 - DNP vs. Chattanooga & St. Joe's (concussion vs. Marshall) - first games missed in career
 - 2nd career start vs. Savannah State = career-best 20 pts (6-12 threes); 1st career start vs. Stetson and tied career-high w/ 11 pts




23 JALAYSHA THOMAS
 Name pronounced: jah-LAY-shuh
 GP-GS Min/G FG% 3PT% FT% R/G A/G S B PPG
 SEASON 18-0 10.4 .533 .375 .571 3.5 0.4 2 1 2.2
 SEC 5-0 5.2 .500 .000 .000 1.6 0.2 0 0 0.4
 CAREER 18-0 10.4 .533 .375 .571 3.5 0.4 2 1 2.2

- FR * F * 6-2 * Ocala, Fla. / West Port H.S.**
- 12 rebounds vs Savannah State ... 1st career 3-pter vs. Richmond (11/21/17) ... first Gator pts came on an offensive rebound putback in opener
 - Born in Gainesville ... Prep teammates at West Port HS with current Gator freshman Tameria Johnson
 - Verbally committed while standing on the sideline of the Gator football game against Ole Miss 10/3/15
 - senior year at West Port averaged 14.8 points per game and 13.1 rebounds per game




24 MIKAYLA HAYES
 Name pronounced: mih-KAY-la
 GP-GS Min/G FG% 3PT% FT% R/G A/G S B PPG
 SEASON 18-0 8.7 .361 .286 .526 1.7 0.2 2 6 2.1
 SEC 5-0 9.8 .444 .500 .200 1.4 0.4 1 3 2.0
 CAREER 18-0 8.7 .361 .286 .526 1.7 0.2 2 6 2.1

- FR * F * 6-2 * Brooklyn Park, Minn. / Park Center H.S.**
- started 2nd half at Ole Miss ... 17 minutes in SEC debut (at Auburn) - 2 pts, 2 rebs ... first career 3-pointer vs. Savannah St ... first Gator pts came with 1 second remaining in season-opener
 - First Gator signee from the state of Minnesota ... Prep: totaled more than 1,500 pts, 1,000 rebs and 400 blocks ... all-time leader for rebs and blocks
 - mom Dana Joubert Hayes played basketball at Univ. of Minnesota (1988-92) and pro overseas



44 HALEY LORENZEN
 GP-GS Min/G FG% 3PT% FT% R/G A/G S B PPG
 SEASON 18-18 31.3 .497 .381 .813 9.3 2.2 15 6 12.6
 SEC 5-5 34.8 .480 .667 .800 8.6 2.6 5 2 12.4
 CAREER 108-92 25.6 .495 .404 .670 5.9 1.0 92 106 9.9

- SR * F * 6-3 * Iowa City, Iowa/Iowa City H.S.**
- 1,000th career pt vs. Delaware St (12/27) - UF's 25th 1,000-pt scorer ... Scored in every game EXCEPT ONE that she has played in career - 103-game streak snapped at Auburn (12/31/17)
 - Earned bachelor's degree in Event Management in May of 2017 ... Taking graduate coursework
 - First Gator from the state of Iowa ... Mom All-Am in field hockey & dad AA hoops at U of Iowa; Step-mom, Barb Franke, hoops star at U-Wis



55 STEPHANIE BROWER
 GP-GS Min/G FG% 3PT% FT% R/G A/G S B PPG
 SEASON 2-0 3.0 .000 .000 .000 0.5 0.0 0 0 0.0
 SEC --
 CAREER 2-0 3.0 .000 .000 .000 0.5 0.0 0 0 0.0

- FR * F * 5-11 * Wesley Chapel, Fla. / Wiregrass Ranch H.S.**
- Officially joined the team as a walk-on on Dec. 12, 2017
 - played in 2 games - totaled 6 minutes, 1 rebound
 - played final 2 minutes vs. St. Joseph's and picked up one foul
 - eligible to play immediately



22 SYDNEY MORANG
 Name pronounced: mur-RANG (like meringue pie)
 GP-GS Min/G FG% 3PT% FT% R/G A/G S B PPG
 SEASON 3-0 16.7 .385 .400 .000 2.3 0.7 1 0 4.7
 SEC --
 CAREER 30-9 16.8 .286 .277 .333 1.8 0.6 13 5 3.3

- SO * G/F * 6-0 * New Providence, N.J. / New Providence H.S.**
- Coach announced Nov. 27 she will miss remainder of season and seek a medical redshirt
 - did not travel to Savannah Invitational (concussion)
 - a lefty (only one on team)
 - 27 of 32 career FGs are 3-pointers
 - in 2017: started 9 of 27 games played - all in SEC play ... career-high of 12 pts twice and all from 3s



4 COREY STAPLES
 GP-GS Min/G FG% 3PT% FT% R/G A/G S B PPG
 SEASON --
 SEC --
 CAREER --

- JR * G * 5-8 * Buford, Ga. / Buford H.S. / Santa Fe College**
- Tore left ACL on first day of practice, surgery on Oct. 25, 2017 in Gainesville
 - A preferred walk-on transfer from Santa Fe College located in Gainesville, Fla.
 - Coached at Santa Fe by Gator letterwinner Chanda Stebbins
 - Has two years of eligibility remaining
 - Buford HS record in the triple jump at 37-1.5" and finished third at the state meet as a 10th grader

OUT for season Injury (ACL) concussion

2017-18 Gator Women's Basketball

Today's Match Up

Arkansas' Probable Starters

Pos	#	Name	HT	YR	PPG	RPG
G/F	22	Bailey Zimmerman	6-0	JR	3.5	3.2
F/C	10	Kiara Williams	6-1	SO	7.8	7.8
G	3	Malica Monk	5-5	JR	16.4	4.0a
PG	14	Jailyn Mason	5-9	SO	10.6	4.1
G	21	Devin Cosper	5-10	SGR	15.3	6.8

Stat Comparisons

(All Games)

Stat Check Florida Arkansas

Record	8-10	11-7
FG%	41.4%	37.7%
3FG%	33.0%	29.7%
FT%	66.7%	67.8%
Points Per Gm	70.3	70.4
Points Allowed	68.4	69.2
FG% Defense	39.3%	39.6%
3FG% Defense	30.2%	31.9%
Scoring Margin	+1.9	+1.2
Reb Margin	+5.9	-1.1
Assists PG	14.9	12.1
Turnover Margin	-4.9	+2.1
Steals PG	4.3	7.6
Blocks PG	1.4	4.1

Stat Comparisons

(SEC Games, ONLY)

Stat Check Florida Arkansas

Record	0-5	2-3
FG%	36.1%	39.5%
3FG%	28.4%	30.6%
FT%	64.5%	71.4%
Points Per Gm	59.2	70.2
Points Allowed	69.4	80.4
FG% Defense	39.3%	43.7%
3FG% Defense	28.3%	37.5%
Scoring Margin	-10.2	-10.2
Reb Margin	-6.6	-1.6
Assists PG	13.2	11.2
Turnover Margin	-6.6	-2.8
Steals PG	5.4	6.4
Blocks PG	1.6	3.4

Florida vs. Arkansas

34-Game Series: UF leads 25-9 (UF Home: 11-3; Away: 10-5; Neutral: 4-1)

Date	UF Rank	Opp Rank	Result	UF	Opp	Diff	Site	Code
Jan. 18, 1992	--	--	W	58	46	+12	H	
Jan. 16, 1993	--	--	W	68	60	+8	A	
Jan. 30, 1994	--	--	W	74	69	+5	H	
Jan. 28, 1995	13	--	L	66	72	-6	A	
Feb. 4, 1996	21	24	W	73	57	+16	H	
Feb. 2, 1997	13	18	W-OT	79	66	+13	A	
Feb. 5, 1998	10	--	W	80	69	+11	H	
Feb. 27, 1998	12	--	W	63	49	+14	N	66
Feb. 4, 1999	--	--	W	87	77	+10	A	
Feb. 10, 2000	--	--	W	87	73	+14	H	
Mar. 2, 2000	--	--	W	96	86	+10	N	44
Mar. 25, 2000	--	--	W	83	62	+21	A	75
Feb. 8, 2001	6	--	W	75	64	+11	A	
Mar. 2, 2001	11	--	L	69	78	-9	N	78
Feb. 21, 2002	16	--	W	64	58	+6	H	
Jan. 16, 2003	--	10/9	L	45	84	-39	A	
Feb. 22, 2004	--	--	L	68	82	-14	H	
Jan. 6, 2005	--	--	W	68	56	+12	A	
Jan. 26, 2006	24	--	L	63	69	-6	A	
Jan. 21, 2007	--	--	L	57	67	-10	H	
Jan. 20, 2008	--	--	W	92	74	+18	A	
Feb. 17, 2008	--	--	W	75	73	+2	H	
Feb. 1, 2009	12/15	--	W	94	78	+16	A	
Feb. 19, 2009	15/15	--	L	74	83	-9	H	
Jan. 3, 2010	--	--	W	59	53	+6	A	
Jan. 2, 2011	--	22/24	W	64	53	+11	H	
Mar. 3, 2011	--	--	W	68	59	+9	N	81
Jan. 29, 2012	--	--	L-2OT	72	73	-1	A	
Feb. 28, 2013	--	--	W	69	58	+11	H	
Mar. 7, 2013	--	--	W	64	57	+7	N	94
Jan. 9, 2014	rv/rv	rv/25	W	59	52	+7	H	
Feb. 6, 2014	--	--	L	49	55	-6	A	
Jan. 25, 2015	--	--	W	72	58	+14	H	
Jan. 28, 2016	rv/rv	-	W-OT	71	66	+5	A	
Feb. 9, 2017	--	--	W	57	53	+4	H	
Mar. 1, 2017	--	--	W	71	60	+11	N	90

44 = SEC Tournament - Chattanooga, Tenn.
 66 = SEC Tournament - Columbus, Ga.
 75 = Postseason WNIT - at location corresponding with site
 78 = SEC Tournament - Memphis, Tenn.
 81 = SEC Tournament - Nashville, Tenn.
 94 = SEC Tournament - Duluth, Ga.

UF's Longest Series Histories

School	Games Played	Overall W	L
1 Florida State	74	42	32
2 Georgia	70	17	53
3 Alabama	58	28	30
4 Auburn	57	21	36
5 Vanderbilt	56	23	33
6 Kentucky	55	25	30
7 Tennessee	54	4	50
8 Mississippi St.	46	25	21
9 Miami (Fla.)	42	28	14
LSU	42	14	28

All-Time Series Records vs. SEC Opponents (includes all meetings)

Opponent	Overall W/L	Home W/L	Away W/L	Neutral W/L	Series Streak	Last Meeting
Alabama	28-30	16-8	9-12	3-10	Lost 1	L, 63-54, 1/4/18 (H)
Arkansas	27-9	12-3	10-5	5-1	Won 4	W: 71-61, 3/1/17 (N)
Auburn	21-36	11-11	6-16	4-9	Lost 2	L, 84-55, 12/31/17 (A)
Georgia	17-53	11-23	6-28	0-2	Won 2	W: 65-58, 2/26/17 (H)
Kentucky	25-30	13-10	9-15	3-5	Lost 3	L, 56-53, 1/11/17 (H)
LSU	14-28	8-13	5-14	1-1	Lost 2	L: 66-59 (1/14/18 (H)
Mississippi	20-17	8-10	12-6	0-1	Lost 2	L2OT:78-75, 1/7/18(A)
Mississippi St.	25-21	13-7	8-13	4-1	Lost 3	L: 49-82, 1/12/17 (A)
Missouri	0-6	0-3	0-3	0-0	Lost 6	L: 74-67, 2/16/17 (H)
South Carolina	20-16	8-9	10-7	2-0	Lost 8	L: 62-81, 1/8/17 (H)
Tennessee	4-50	2-20	2-21	0-9	Lost 2	L, 75-84, 1/26/17 (H)
Texas A&M	1-7	1-2	0-4	0-1	Lost 3	L: 67-48, 3/2/17 (N)
Vanderbilt	23-33	11-13	9-17	3-4	Won 2	W, 93-73, 2/29/17 (A)
OVERALL	225-336	113-131	87-160	25-44	Lost 6	

2017-18 Gator Women's Basketball

Last 2 Meetings: UF vs. Arkansas

Official Basketball Box Score -- Game Totals -- Final Statistics

Arkansas vs Florida
03/01/17 1:36 pm at Bon Secours Wellness Arena, Greenville, SC

Arkansas 61 • 13-17

#	Player	Total		3-Ptr		Rebounds			PF	TP	A	T	Blk	Stl	Min		
		FG	FGA	FG	FGA	Off	Def	Tot									
00	JACKSON, Jessica	f	3-16	2-5	2-2	2	3	5	5	10	1	0	0	1	24		
04	SWENSON, Keiryn	f	4-9	0-0	0-0	1	3	4	4	8	1	0	0	2	29		
03	MONK, Malica	g	4-14	0-1	0-0	2	2	4	4	8	3	5	0	3	35		
14	MASON, Jaielyn	g	1-6	0-1	0-0	2	1	3	1	2	5	2	0	0	18		
22	ZIMMERMAN, Bailey	g	3-9	3-6	0-0	2	4	6	3	9	0	2	1	1	26		
02	WILSON, Aaliyah	g	1-1	0-0	0-0	0	0	0	0	2	0	1	0	0	5		
10	WILLIAMS, Kiara	g	3-5	0-0	1-1	3	2	5	1	7	0	0	0	1	19		
20	STOUT, Sydney	g	0-0	0-0	0-0	0	0	0	0	0	0	0	0	0	2		
21	COSPER, Devin	g	3-7	2-3	1-2	0	0	0	5	9	1	2	0	1	20		
35	COOLEY, Alecia	g	3-5	0-0	0-1	1	1	2	0	6	0	0	1	1	22		
Team						2	1	3									
Totals			25-72	7-16	4-6	15	17	32	23	61	11	12	2	10	200		
1st - FG %:		6-16	37.5%	2nd:	5-19	26.3%	3rd:	5-15	33.3%	4th:	9-22	40.9%	Game:		25-72	34.7%	Deadball
3FG %:		1-2	50.0%	4-5		80.0%	1-4		25.0%	3-6		50.0%	7-16		43.8%	Rebounds	
FT %:		0-1	0.0%	4-5		80.0%	0-0		0.0%	3-6		50.0%	4-6		66.7%	0,1	

Florida 71 • 15-15

#	Player	Total		3-Ptr		Rebounds			PF	TP	A	T	Blk	Stl	Min		
		FG	FGA	FG	FGA	Off	Def	Tot									
01	Williams, Ronni	f	8-16	0-0	7-10	2	10	12	3	23	2	5	0	2	34		
23	Copeland, Brooke	f	2-8	2-8	0-0	0	0	0	0	6	1	0	0	0	34		
24	Fleming, Tyshara	c	2-3	0-0	2-3	4	5	9	0	6	1	1	5	2	24		
00	Washington, Delicia	g	4-11	0-1	3-4	2	7	9	2	11	3	8	1	0	34		
11	Anderson, Dyandria	g	7-10	0-1	5-7	4	5	9	3	19	5	4	2	3	35		
05	Portakal, Elif	g	0-0	0-0	0-0	0	0	0	0	0	0	0	0	0	2		
15	Searcy, Sydney	g	0-0	0-0	2-2	0	0	0	0	2	0	0	0	0	3		
22	Morang, Sydney	g	0-4	0-4	0-0	1	0	1	2	0	1	0	0	0	9		
44	Lorenzen, Haley	g	2-5	0-1	0-0	0	4	4	3	4	0	1	2	0	25		
Team						4	2	6									
Totals			25-57	2-15	19-26	17	33	50	13	71	13	19	10	7	200		
1st - FG %:		9-19	47.4%	2nd:	4-15	26.7%	3rd:	7-12	58.3%	4th:	5-11	45.5%	Game:		25-57	43.9%	Deadball
3FG %:		2-8	25.0%	0-5		0.0%	0-1		0.0%	2-15		13.3%	5-15		33.3%	Rebounds	
FT %:		0-0	0.0%	1-2		50.0%	9-9		100.0%	9-15		60.0%	19-26		73.1%	4,1	

Officials: Dee Kantner, Felicia Grinter, Bryan Enterline, A-G. Cross
 Technical fouls: Arkansas-None. Florida-None.
 Attendance: 3507

Score by periods	1st	2nd	3rd	4th	Total	Points	In	Off	2nd	Fast	Bench	Paint	T/O	Chance	Break
Arkansas	13	16	11	21	61		28	14	14	0	24				
Florida	20	9	23	19	71		40	14	17	6	6				

Last FG - AR 4th-00:16, UF 4th-01:00.
 Largest lead - AR by 2 1st-06:04, UF by 18 4th-06:13.
 AR led for 02:38, UF led for 33:48. Game was tied for 03:16.
 Score tied - 5 times.
 Lead changed - 8 times.

Game 30: Florida 71, Arkansas 61 [SEC Tournament First Round] March 1, 2017 * Bon Secours Wellness Arena * Greenville, S.C.

Ronni Williams recorded a double-double. Dyandria Anderson scored a career-best and Florida exploded out of the halftime locker room from a tied game and outscored Arkansas by 12 in the third quarter en route to a 71-61 victory in the first round of the SEC Tournament.

During that crucial third quarter, Williams scored 10 of her game-high 23 points. Anderson tallied seven or her 19 points and the Gators connected on 58.3 percent (7-12) of their shots from the floor and hit all nine free throw attempts, while limiting the Razorbacks to a 33.3 percent shooting mark.

Anderson began the third scoring back-to-back driving layups before Arkansas scored six straight points to take a 35-33 lead.

Freshman Delicia Washington converted a pair of free throws, before Williams went to work.

The First Team All-SEC performer scored 10 points during a 12-0 stretch over a 3:38 span that swung the lead in Florida's favor for good.

Senior Tyshara Fleming, who scored the other two points during Williams' run and collected three rebounds of her nine during the third quarter, received high praise from UF head coach Amanda Butler for her timely scoring and big rebounds.

The Gators outscored the Razorbacks 19-5 to end the third quarter and held a 52-40 lead.

Florida continued that momentum into the fourth, opening it with an 8-2 run and the Gator lead swelled to 18 points, 60-42, with 6:13 remaining.

The Gators closed out the game at the free throw line where they converted 8-of-13 in the final 3:01 to advance to the second round where they will play Texas A&M on Thursday.

Numbers of Note

- Florida outrebounded UA, 50-32, with 17 of those offensive boards
- The Gators blocked a season-high-tying 10 shots (also vs. Long Beach State, Dec. 3)
- UF improved to 15-1 when holding an opponent to under 40 percent shooting
- Florida attempted 24 of its 26 free throws during the second half
- There were 8 lead changes and 5 tied scores
- UF outscored AR 40-28 in the paint
- The Gators improved to 7-1 playing on neutral courts this season

Double-Digit Gators

- Ronni Williams:** 23 points (8-16 FG, 7-10 FT), 12 rebounds - ninth double-double of year, 22nd of career; 26th double-figure scoring game this year, 76th of career; 14th game this year with 20+ points, 15th in career
- Dyandria Anderson:** career-high 19 points (7-10 FG, 5-7 FT), 9 rebounds, five assists, three steals;
- Delicia Washington:** 11 points, 9 rebounds - 18th double-figure scoring game

Individual Numbers of Note

- Anderson dished her 200th career assist during the first half
- Haley Lorenzen blocked her 100th career shot during the third quarter

Official Basketball Box Score -- Game Totals -- Final Statistics

Arkansas vs Florida
02/09/17 7 pm ET at Gainesville, FL * Exactech Arena

Arkansas 53 • 13-11, 2-9 SEC

#	Player	Total		3-Ptr		Rebounds			PF	TP	A	T	Blk	Stl	Min		
		FG	FGA	FG	FGA	Off	Def	Tot									
00	JACKSON, Jessica	f	6-16	2-6	3-4	5	2	7	2	17	1	2	0	2	35		
22	ZIMMERMAN, Bailey	f	0-1	0-1	0-0	0	1	1	2	0	0	1	0	0	10		
10	WILLIAMS, Kiara	c	1-2	0-0	0-0	1	0	1	3	2	0	0	0	2	14		
03	MONK, Malica	g	4-8	0-0	0-0	1	1	2	3	8	2	4	0	6	31		
14	MASON, Jaielyn	g	6-10	1-4	0-0	1	2	3	2	13	2	3	0	4	27		
02	WILSON, Aaliyah	g	0-6	0-1	0-0	1	1	2	3	0	2	1	1	2	10		
04	SWENSON, Keiryn	g	1-5	1-3	0-0	0	2	2	2	3	0	1	1	0	32		
21	COSPER, Devin	g	4-9	0-4	2-2	0	1	1	1	10	1	3	0	0	22		
35	COOLEY, Alecia	g	0-3	0-0	0-0	1	6	7	0	0	0	0	0	0	19		
Team						2	3	5									
Totals			22-60	4-19	5-6	12	19	31	18	53	8	17	2	16	200		
1st - FG %:		2-15	13.3%	2nd:	7-16	43.8%	3rd:	7-16	43.8%	4th:	6-13	46.2%	Game:		22-60	36.7%	Deadball
3FG %:		0-5	0.0%	0-4		0.0%	3-7		42.9%	1-3		33.3%	4-19		21.1%	Rebounds	
FT %:		1-2	50.0%	2-2		100.0%	0-0		0.0%	2-2		100.0%	5-6		83.3%	1,1	

Florida 57 • 12-12, 3-8 SEC

#	Player	Total		3-Ptr		Rebounds			PF	TP	A	T	Blk	Stl	Min		
		FG	FGA	FG	FGA	Off	Def	Tot									
01	Williams, Ronni	f	5-16	0-0	5-5	4	8	12	3	15	0	4	0	1	36		
44	Lorenzen, Haley	f	6-13	0-1	2-4	4	1	5	2	14	2	2	0	2	32		
00	Washington, Delicia	g	2-6	0-1	2-2	1	4	5	2	6	1	7	0	0	21		
11	Anderson, Dyandria	g	1-6	1-2	3-4	1	6	7	4	6	7	5	0	4	39		
22	Morang, Sydney	g	4-8	4-8	0-0	1	1	2	0	12	2	0	0	0	33		
05	Portakal, Elif	g	0-0	0-0	0-0	0	1	1	0	0	0	3	0	0	2		
15	Searcy, Sydney	g	0-0	0-0	0-0	0	1	1	0	0	0	0	1	0	1		
23	Copeland, Brooke	g	1-4	0-3	0-0	0	1	1	2	2	2	3	0	0	22		
24	Fleming, Tyshara	g	1-3	0-0	0-0	4	1	5	0	2	0	0	1	2	14		
Team						1	2	3									
Totals			20-56	5-15	12-15	17	25	42	13	57	14	25	2	9	200		
1st - FG %:		6-15	40.0%	2nd:	3-15	20.0%	3rd:	4-9	44.4%	4th:	7-17	41.2%	Game:		20-56	35.7%	Deadball
3FG %:		2-6	33.3%	1-4		25.0%	1-2		50.0%	1-3		33.3%	5-15		33.3%	Rebounds	
FT %:		2-2	100.0%	0-0		0.0%	7-9		77.8%	3-4		75.0%	12-15		80.0%	2,1	

Officials: Lisa Mattingly, Bryan Enterline, Eric J Brewton
 Technical fouls: Arkansas-None. Florida-None.
 Attendance: 1441

Score by periods	1st	2nd	3rd	4th	Total	Points	In	Off	2nd	Fast	Bench	Paint	T/O	Chance	Break
Arkansas	5	16	17	15	53		24	27	8	14	13				
Florida	16	7	16	18	57		24	13	8	2	4				

Last FG - AR 4th-00:34, UF 4th-00:44.
 Largest lead - AR by 6 3rd-03:17, UF by 13 2nd-09:46.
 AR led for 07:05, UF led for 29:21. Game was tied for 03:34.
 Score tied - 4 times.
 Lead changed - 4 times.

Game 24: Florida 57, Arkansas 53

February 9, 2017 * Exactech Arena at the Stephen C. O'Connell Center * Gainesville, Fla. Six of Florida's last seven games have been decided by single digits and tonight's finally ended in favor of the Gators, who topped Arkansas, 57-53, and capped its mini two-game home stand at Exactech Arena at the Stephen C. O'Connell Center Thursday evening.

Senior Ronni Williams scored 13 of her team-high 15 points in the second half to go along with 12 rebounds for the 20th double-double of her career. Junior Haley Lorenzen added 14 points, while freshman Sydney Morang tied her career-best of 12 points, all coming from beyond the arc.

2017-18 Gator Women's Basketball

First Horn

- Florida travels the 1,036 miles to Fayetteville, where the Gators play Arkansas on Thursday. Tip-off from Bud Walton Arena is set for 7:02 p.m. ET/6:02 p.m. CT.
- The Gators are in search of their first SEC win this season and face a Razorback club that is 8-1 at home with its lone loss coming against Alabama, 83-76, on Jan. 7.
- Arkansas' last game was a 68-58 road win at Auburn, where Florida lost its league debut, 84-55.

Hi Mom!

- Today's game is the Gator's second of six consecutive games televised by SEC Network.
- Courtney Lyle and Tamika Catchings will be calling the action tonight.
- Florida has at least 13 games set for television this season.

It's not just Game Day, It's DRAFT Day!

- For Gator newcomer **Gabby Seiler**, who joined the team on Jan. 4 and began practicing on Jan. 9, Thursday is a big day. You see, Seiler recently finished her All-American soccer career with the Gators and today is the 2018 National Women's Soccer League draft.
- The draft will take place beginning at 10 a.m. ET at the United Soccer Coaches Convention in Philadelphia.
- The 2018 preseason training camps will begin on Monday, Feb. 19 while the regular season will kick off the weekend of March 24-25, decreasing the amount of time between the NWSL College Draft and the start of team activities.
- Seiler will not travel with the team to Thursday's game and will have a Draft Watch Party in Gainesville with Gator soccer coach Becky Burleigh and several of her soccer teammates.

So Close!

- The Gators have lost five straight games, including each of the last four by single digits. In that fifth game, Florida actually held a 15-point first-half lead.
- Overall this season, the Gators have played nine games decided by 10 points or less (3-6 record overall, 0-4 SEC)

Gators vs. Razorbacks: The Series

- 34-Game Series: UF leads 25-9** (UF Home: 11-3; **Away: 10-5**; Neutral: 4-1)
- Streak:** Florida has won four straight games against Arkansas, including both of last year's meetings, with one of those in the first round of the SEC Tournament.
- Extended Streak:** Two of the last three meetings in Fayetteville have gone to overtime, with both teams winning one of the extra period games

Twice the SEC Fun

- During the 2017-18 season's 16-game SEC schedule, the Gators will play Georgia (their 'permanent' rival), Ole Miss and 2017 NCAA national-runner-up Mississippi State twice.

"Chuck it from the Cheap Seats!"

- The Gators are listening to **Coach Cam Newbauer's** approach to shooting and has told every member of the team to "chuck it from the cheap seats!" (Coach is a HUGE movie guy and the quote is from "Hoo-siers")
- The Gators reset the program record for threes in a game twice already. The new standard stands at 17 after the Nov. 23 performance against Savannah State.
- The team canned 15 three-pointers vs. Richmond (11/21/17) to first break the program record for threes in a game, which was 13 at Arkansas, Feb. 1, 2009.
- Four of the top five single-game records for threes have come under Cam.

Gators for THREEEEE!

- Entering Thursday's game, the Gators are averaging **9.4 three-pointers per game** and converting at a 33.0 percent clip.
- Thru games played **Jan. 11**, UF ranks **tied-No. 14 in the country** in threes per game; and **No. 11** in total three-pointers made (169).
- Florida has converted double-digit threes in **NINE games this year**, most recently 10 vs. Kentucky (Jan. 11).
- It took just **six games for TEN of the 11 players on the scholarship roster to hit at least one trey this season**. Only freshman guard **Tameria Johnson** has yet to have one fall from deep.
- Check out the chart on this page to see the individual three-point shooting improvements by each the Gators!

What Else do the Gators do well?

- Aside from hitting the three at an SEC-leading rate (all games), Florida does not get fouled. The Gators rank **No. 4 in the country in staying out of foul trouble**, being whistled for just 12.9 fouls per game.
- It wasn't until Florida's **16th game of the season that a Gator (Delicia Washington) fouled out** - and that didn't happen until there was 2:45 remaining in the second-overtime period at Ole Miss!
- Washington became the first Gator to foul out during regulation, doing so in UF's 18th game of the year (vs. LSU) with 20.8 seconds remaining and the Gators in a must-foul situation.

Numbers of Note

<<< POINTS >>>

- 4** points shy is **Sydney Searcy (146)** of her 150th career point
- 9** points shy is **Dyandria Anderson (641)** of her 650th career point
- 12** points shy is **Funda Nakkasoglu (1,388)** of her 1,400th career point
- 15** points shy is **Paulina Hersler (460)** of her 1,400th career point

<<< REBOUNDS >>>

- 15** rebounds shy is **Haley Lorenzen (635)** of her 650th career rebound
- 18** rebounds shy is **Paulina Hersler (282)** of her 300th career rebound

<<< ASSISTS >>>

- 6** assists shy is **Dyandria Anderson (269)** from her 275th career assist
- 29** assists shy is **Dyandria Anderson (269)** from tying Janna Bragg's (1984-88) 298 - for the 13th-most in UF history

<<< STEALS >>>

- 7** steals shy is **Dyandria Anderson (143)** of her 150th career steal
- 8** steals shy is **Haley Lorenzen (92)** of her 100th career steal

<<< BLOCKS >>>

- 4** blocks shy is **Haley Lorenzen (106)** of tying Aneika Henry's 110 swats for the ninth-most in UF history

<<< GAMES STARTED >>>

- 1** game START shy is **Haley Lorenzen (92)** of starting her team-best 93rd career game

<<< STREAKS & STUFF >>>

- 18** consecutive games with a 3-pointer (went 0-10 vs. Texas A&M in the second round of the 2017 SEC Tournament, March 2, 2017)
- 1** game shy is **Delicia Washington (49)** of playing in her 50th career game
- 108** games played by **Haley Lorenzen (with 92 starts)**
- 109** games played by **Dyandria Anderson (with 67 starts)**
- 114** games played by **Paulina Hersler (97 of those were at UCLA)**

NCAA Division I Leaders for 3-Pointers in a Game

(thru games played Jan. 15)

Rank	Team	GM	3FG	3PG
1	DePaul	19	241	12.7
2	FGCU	20	240	12.0
3	Belmont	19	195	10.3
4	Western Ill.	18	183	10.2
5	Saint Francis (PA)	17	171	10.1
	Idaho	16	161	10.1
7	Central Mich	16	158	9.9
8	Montana St.	17	166	9.8
	Abilene Christian	16	157	9.8
10	Texas St.	17	165	9.7
11	Ohio St.	18	172	9.6
	New Mexico	19	183	9.6
13	Oregon	19	180	9.5
14	Florida	18	169	9.4
	Minnesota	19	179	9.4
	Syracuse	18	170	9.4

The Coach Cam Influence from THREEEEE "Chuck it from the Cheap Seats!"

Gator	2017-18 Treys	3-FG%	Career 3's Entering 2017-18 (games played)
Dyandria Anderson	35	33.7%	25 ... 22.9% (91)
Paulina Hersler	29	36.3%	35 ... 31.8% (96)
Haley Lorenzen	8	38.1%	11 ... 43.2% (90)
Funda Nakkasoglu	45	35.7%	83... 33.6% (60)
Elif Portakal	2	15.4%	5 ... 29.4% (19)
Sydney Searcy	20	33.9%	3 ... 12.0% (31)
Delicia Washington	21	25.6%	10 ... 26.3% (31)

- Freshman forward **Jalaysha Thomas** had never hit a 3 before at any level and sank the first one of her career vs. Richmond (Nov. 21, 2017)
- Freshman forward **Mikayla Hayes** had never hit a 3 before at any level and sank the first one of her career vs. Savannah State (Nov. 23, 2017)

2017-18 Gator Women's Basketball

Associated Press Poll January 15, 2018

1	Connecticut (32)	800
2	Louisville	766
3	Mississippi State	729
4	Baylor	698
5	Notre Dame	665
6	Tennessee	630
7	Oregon	615
8	Ohio State	563
9	Texas	540
10	South Carolina	510
11	Missouri	478
12	Florida State	445
13	UCLA	419
14	Maryland	381
15	Duke	326
16	Texas A&M	272
17	West Virginia	256
18	Oregon State	236
19	Michigan	183
20	Iowa	148
21	California	123
22	Arizona State	108
23	Green Bay	99
24	Oklahoma State	96
25	Rutgers	90

Others receiving votes: Georgia 87, Stanford 51, South Florida 39, TCU 13, Villanova 9, Marquette 7, Syracuse 6, Michigan State 3, NC State 3, Belmont 2, Kansas State 2, Mercer 1, Purdue 1

WBCA/USA Today Coaches' Poll January 16, 2018

1	Connecticut (32)	800
2	Louisville	759
3	Mississippi State	742
4	Baylor	694
5	Notre Dame	649
6	Oregon	617
7	Tennessee	612
8	Ohio State	553
9	Texas	547
10	South Carolina	544
11	Florida State	473
12	Missouri	437
13	UCLA	418
14	Maryland	374
15	Duke	330
16	West Virginia	271
17	Texas A&M	268
18	Michigan	237
19	Oregon State	220
20	Iowa	176
21	Rutgers	133
22	Green Bay	123
23	South Florida	91
24	Georgia	76
25	Arizona State	52

Others receiving votes: Oklahoma State 48, Marquette 29, DePaul 21, California 20, Stanford 19, Syracuse 17, Villanova 12, Virginia 10, NC State 8, USC 7, TCU 7, Florida Gulf Coast 3, Purdue 1, Michigan State 1, Houston 1

Florida Week-by-Week in the 2017-18 National Polls

Week	WBCA/USA Today	
	AP	Coaches
Preseason	rv (8/11)	-- (7/10)
Nov. 13	rv (8/9)	no poll
Nov. 20	-- (8/11)	-- (7/9)
Nov. 27	-- (8/10)	-- (8/10)
Dec. 4	-- (8/9)	-- (8/10)
Dec. 11	-- (7/9)	-- (7/10)
Dec. 25	-- (6/6)	-- (7/9)
Jan. 1	-- (7/7)	-- (7/7)
Jan. 7	-- (8/10)	-- (7/8)
Jan. 15	-- (7/8)	-- (8/8)

(opponents in Top-25/total receiving votes)
BOLDFACE indicates 2017-18 opponent

Florida in the National Rankings

- All-time weeks in AP poll: **145**
- Highest AP ranking: 5, Nov. 24, 1997
- Highest Coaches' ranking: 5, 11/25/1997
- First AP ranking: 19, Dec. 26, 1983
- Last AP rank: 25, final 2015-16 poll
- Last Coaches' rank: 24, March 14, 2016

UF All-Time vs. Ranked Teams

Overall: 71-204 (0-2 in 2017-18)
Home: 37-76 (0-2 in 2017-18)
Away: 23-97 (0-0 in 2017-18)
Neutral: 11-32 (0-0 in 2017-18)

vs. Specific-Ranked Teams

Top-5: 5-65 (0-0 in 2017-18)
Nos. 6-10: 11-47 (0-0 in 2017-18)
Nos. 11-25: 54-93 (0-2 in 2017-18)

What Just Happened

- **Haley Lorenzen** and **Delicia Washington** both recorded double-doubles and Florida was involved in its fourth consecutive game decided by single digits, however, the Gators were unable to overcome a rough third quarter in a 66-59 loss to LSU.
- Florida outscored LSU in three of the four quarters. It was that third quarter that became the Gator's undoing, as the Tigers posted a 21-9 scoring advantage that proved to be the difference in the game.
- During that third quarter, LSU out-rebounded Florida 15-6, grabbing four on the offensive end. The Gators committed four turnovers that resulted in seven Tiger points, as the Gators hit just 23.1 percent (3-13) from floor, including a 1-7 effort from the three-point arc, while LSU shot 50 percent overall and 3-6 from deep.

Gator Watch

- Through 18 games, Florida is averaging 70.3 points per game, with all five starters averaging double-figure scoring.
- Top two Gator scorers: **Funda Nakkasoglu** (14.9 ppg) and **Haley Lorenzen** (12.6 ppg)
- Top two rebounders: **Haley Lorenzen** (9.3 pg) and **Delicia Washington** (8.9 pg)
- Assists leaders: **Delicia Washington** (64 total, 3.6 pg) and **Dyandria Anderson** (58 total, 3.2 pg)

Who's Hot!

- During the **last three games**, it's been Florida's frontcourt that has led the team offensively, with **Haley Lorenzen** atop the chart with 16.0 points and 10.0 rebounds per game.

- Fellow forward **Paulina Hersler** is averaging 13.7 points and 7.7 rebounds during the last three games.
- Sophomore **Delicia Washington** continues to show her diversity on the court and is UF's leading rebounder during the last three games, collecting 10.7 per game along with a team-best 14 assists (4.7 pg).

What's Next for the Gators

- Florida returns to Gainesville and plays host to Ole Miss on Sunday in a rematch of the Jan. 7 game in Oxford that the Rebels won in double-overtime, 78-75.
- The teams will participate in the SEC initiative "We Back Pat," which honors the late Tennessee women's basketball coach Pat Summitt and helps bring awareness to Alzheimer's, the disease that took her life.
- Purple is the color for Alzheimer's and the team's will be wearing special shooting shirts during the game and incorporating the color purple into their clothing on the bench.

Lorenzen Honored in Preseason

- **Haley Lorenzen** has been named to the inaugural 2018 Katrina McClain Award watch list.
- The 20-player watch list of candidates for the award named after the two-time All-American and 1987 National Player of the Year, is in its inaugural year and **recognizes the top power forwards** in women's NCAA Division I college basketball.

Baby Gator(s) - a.k.a Florida's Signing Class

Ariel Johnson became the first player to sign a National Letter of Intent under new Gator head coach **Cameron Newbauer**, who announced Johnson's commitment to continue her education and athletic career at the University of Florida.

Johnson is a 5-9 guard from Stockton, Calif., where she stars at St. Mary's High School.

Johnson at a Glance:

- Enters senior season with the Rams having compiled 870 points, 397 rebounds, 226 assists and 232 steals, while hitting a career-mark of 76 percent (178-233) from the free throw line.
- Junior Year: averaged 15 points, 6.4 rebounds, 4.0 assists and 3.2 steals; team won 18th section title and advanced to the semifinals of the NorCal Open Division; Individual Awards: First Team All-Area by The (Stockton) Record
- Sophomore Year: averaged 8.0 points and 3.6 rebounds; team compiled a 28-1 record and was ranked No. 20 in the final 2015-16 USA Today Super 25
- Freshman Year: averaged 6.6 points and 3.4 rebounds

Also of Note:

- Participated in the 2016 USA Women's U17 World Championship Team Trials
- Fourth Gator from California and the first since Brittany Shine, who played at UF from 2010-12

A Glance at the New Guy

- **Cameron Newbauer** was hired on March 27, 2017, after four seasons at Belmont University, where he guided the Bruins to the NCAA Tournament his final two years.
- Newbauer logged 79-50 overall record, including a 53-15 spot his final two years.
- Newbauer's teams posted a 41-11 home record, including an impressive 27-1 mark his final two seasons.
- He is the first Gator head coaching hire by UF athletics director **Scott Stricklin**.

First Day on the Job

- Florida's 10 head coaches have combined to post a 7-3 record in their inaugural game on the Gator sidelines - including **Cam Newbauer's** 82-66 win against Georgia State.
- **Cam Newbauer** was the seventh head coach to open their Gator tenure at home.

From the Training Room

- Sophomore **Sydney Searcy** missed both games of the Gator Holiday Classic to rest from a concussion sustained during the game against Marshall (Dec. 10).
- She returned to competition against Delaware State (Dec. 27) and scored 11 points (3-4 threes) with four rebounds and 23 minutes.

Three Newcomers Since Dec. 12

- On Jan. 9, **Danielle Rainey** became the third newcomer to the Gators roster since December 12, when freshman walk-on **Stephanie Brower** became a member of the squad.
- Gator soccer All-American **Gabby Seiler** then officially joined the team on January 4. Brower and Seiler are eligible immediately.

Roster Update, Part 4

- **Danielle Rainey**, a 5-foot-10 guard originally from Washington, D.C., has been admitted to the University of Florida and is enrolled in classes for the Spring 2018 semester with the intent of playing with the Gator women's basketball team.
- Rainey spent her freshman year (2016-17) at TCU, where she played in 11 games. She did not play during the fall 2018 semester with the Horned Frogs. Rainey will have three years of eligibility remaining at UF.

Roster Update, Part 3

- Florida soccer standout **Gabby Seiler [SIGH-ler]**, who is a 2017 United Soccer Coaches Third Team All-American and three-time All-Southeastern Conference First Team performer, joined the Gator women's basketball team and is active to play immediately.
- **Seiler's first interaction with the team was during its Jan. 4 shootaround.** She sat on the bench for that game against Alabama and participated in **official practice on Jan. 9.**
- A 5-foot-5 point guard from Peachtree City, Ga., Seiler scored 17 goals during her collegiate soccer career, including seven game-winning goals. The Gator's 2017 team captain also recorded 21 assists and was named in 2017 the SEC Offensive

UF's Three-Point Shooting Record Book

TEAM

3-PT FIELD GOALS MADE

17	vs. Savannah State (11/23/17)
15	vs. Richmond (11/21/17)
13	MARSHALL (12/10/17)
13	at Arkansas (2/01/09)
12	at Oklahoma (12/3/17)
12	vs FIU (11/29/09)
11	at LSU (2/25/16)
11	at Ole Miss (1/31/10)
11	at Alabama (2/5/09)
11	UAB (11/24/09)
11	TEMPLE (12/04/04)
11	at Tennessee (2/28/08)
11	TCU (12/16/07)
11	at Richmond (11/25/03)
11	MISSISSIPPI ST. (2/24/96)
11	FIU (3/15/97)
11	UNF (11/19/12)

3-PT FG ATTEMPTS

39	vs. Savannah State (11/23/17)
36	KENTUCKY (1/11/18)
35	MARSHALL (12/10/17)
34	UNF (11/19/12)
33	AUBURN (1/7/10)
32	at Rutgers (12/07/09)
32	WASHINGTON (3/18/01)
32	RICHMOND (11/25/03)
32	MISSISSIPPI ST (2/11/07)
31	LSU (1/14/18)
31	GEORGIA STATE (11/11/17)
30	OHIO STATE (12/6/17)
30	vs. Richmond (11/21/17)

3-PT FG PERCENTAGE

.673 (8-13)	at Georgia (1/22/92)
.667 (8-12)	at Texas A&M (2/14/13)
.667 (6-9)	OHIO (12/31/91)
.647 (11-17)	at Alabama (2/05/09)
.636 (7-11)	TROY (12/4/12)
.625 (5-8)	FURMAN (12/6/92)
.619 (13-21)	at Arkansas (2/01/09)

INDIVIDUAL RECORDS

Three-Point Field Goals Made

9	Carlie Needles vs. NORTH FLORIDA (11/19/12)
8	Bridget Pettis vs. GEORGIA (1/20/93)
7	Funda Nakkasoglu vs. Richmond (11/21/17)
7	Sha Brooks at Tennessee (2/28/08)
7	Talatha Bingham vs. UCF (2/10/98)
7	Brandi McCain at South Carolina (1/21/01)
7	Brandi McCain vs. Washington (3/18/01)
6	19 times, last Dyandria Anderson at Oklahoma (12/3/17)
5	several times, last: D. Anderson vs. Marshall , 12/10/17

Three-Point Field Goals Attempted

26	Brandi McCain vs. Washington (3/18/01)
20	Brandi McCain vs. Arkansas (3/2/01)
17	Carlie Needles vs. NORTH FLORIDA (11/19/12)
16	Talatha Bingham vs. UCF (2/10/98)
15	Bridget Pettis vs. Virginia (3/21/93)
14	Jordan Jones at Rutgers (12/7/09)
14	Brandi McCain at Tulane (12/2/01)
14	Brandi McCain at Miss. State (2/24/02)
14	Brandi McCain at Alabama (2/25/01)
14	Brandi McCain at West Virginia (11/29/00)
14	Brandi McCain at Georgia (1/11/01)
14	Brandi McCain at South Carolina (1/21/01)
14	Brandi McCain vs. SOUTH CAROLINA (1/28/01)

Consecutive Games Scoring a 3-Point FG

30	Brandi McCain (2000/01)
23	Jordan Jones (2010)
20	Steffi Sorensen (2009)
20	Bridget Pettis (1993)
19	Kerry Cremeans (1994)
18	Sha Brooks (2007)
16	Jordan Jones (2011)
15	Jordan Jones (2012)
15	Tashia Morehead (2005)
14	Tamia Williams (2005)
12	Jordan Jones (2012)
12	Bridget Pettis (1992)
12	Talatha Bingham (1999)
11	FUNDA NAKKASOGLU (2018 - ACTIVE)
11	Sha Brooks (2006)

2017-18 Numbers of Note

44

This is the **44th season** Florida has sponsored a varsity women's basketball team.

9

Florida will play nine of its **13 non-conference games** at home this year after playing just one of 13 on the road last season.

8

Eight Florida opponents were ranked among the top 20 teams listed in the Associated Press preseason top-25 poll, with three schools ranked in the top-10.

and Top Drawer Soccer National Player of Week after scoring the tying goal versus then No. T-1 Stanford and the first goal in 2-1 win versus Syracuse.

- While Seiler has focused her attention on the sport of soccer for the last five years, she was a force on the hardwood during her prep career at McIntosh High School, where she broke the school's all-time scoring record – boys and girls – eventually topping the 2,000-point plateau for her four-year career. The 20-year-old record she broke of 1918 points was held by Jeff Sheppard, who starred at Kentucky where he won two NCAA titles.

Gator Three-Point Season Records

Rank	Year	GP	3P	3PA	Pct
1	2009	32	221	605	35.0%
2	2010	32	220	727	30.3%
3	2011	35	195	575	33.9%
4	2014	33	188	579	32.5%
5	2013	37	181	552	32.8%
6	2016	31	181	584	31.0%
7	2008	33	179	585	30.6%
8	2012	33	176	599	29.4%
9	2018	18	169	512	33.0%
10	2005	29	169	509	33.2%
11	2006	30	162	527	30.7%
12	2001	30	157	519	30.3%
13	2007	31	157	551	28.5%
14	2004	30	156	458	34.1%
15	1999	33	136	422	32.2%
16	1994	29	135	467	28.9%
17	1997	33	134	450	29.8%
18	2002	29	133	444	30.0%
19	1996	30	131	456	28.7%
20	2015	30	130	448	29.0%
21	2003	28	128	448	28.6%
22	1995	33	117	418	28.0%
23	1998	32	110	351	31.3%
24	2017	29	109	388	28.1%
25	1993	29	107	416	25.7%
26	1992	28	105	340	30.9%
27	2000	34	99	318	31.1%
28	1991	28	63	184	34.2%
29	1990	28	112	25.0%	
30	1989	29	26	92	28.3%
31	1988	27	18	65	27.7%

Roster Update, Part 2

- **Stephanie Brower** joined the Gator squad on December 12 as a walk-on.
- She was been cleared by compliance and was eligible to play immediately.
- In her debut, she played two minutes vs. Saint Joseph's on December 21.
- Brower will wear jersey No. 55, just the second player to wear the double-nickle, joining Gator All-American Vanessa Hayden.

Roster Update, Part 1

- **Sydney Morang** did not travel to Savannah, Nov. 21-23 due to concussion recovery. Coach Newbauer announced on Nov. 27 that Morang will sit out the remainder of 2017-18 and seek a medical redshirt this season.
- **Funda Nakkasoglu** did not play against Stetson or Savannah State (Nov. 22-23) after spraining her left ankle with 2:57 remaining in the game against Richmond (Nov. 21). She returned to the Jacksonville game (Nov. 28) and played 28 minutes.

11 to Start the Season

- Florida began the 2017-18 season with an 11-player roster.
- Junior transfer **Corey Staples** will redshirt the season. She tore her left ACL during the first day of practice and underwent surgery on Oct. 25. She will have two years of eligibility remaining.
- Coach Cam announced on Nov. 8 that redshirt senior **Simone Westbrook** would no longer be a member of the 2017-18 Gator squad.

First-Time Florida Foes

- There are three teams on UF's schedule that the Gators played for the first time: Oklahoma (Dec. 3 in Norman, W 80-61), Marshall (Dec. 10 in Gainesville, W 74-69) and Saint Joseph's (Dec. 21 in Gainesville, W 71-51).

What a different a year makes!

- This time last year, the Gators were packing their bags in the midst of a 12-game season-opening road trip, with Exactech Arena undergoing a massive \$64.5 million renovation.
- Florida **traveled 8,700 miles** before playing its first home game on Dec. 28. It was the team's final non-conference game before the start of the SEC season.
- The Gators begin 2017-18 playing three straight home games to start the season and **nine of the team's 13 non-conference games will be at Exactech Arena.**

First Degree

- Of UF's three seniors (not including **Gabby Seiler**), two already sport a bachelor's degree!
- **Haley Lorenzen** - Event Management (Summer 2017)
- **Paulina Hersler** - Communications (June 2017 at UCLA)
- **Dyandria Anderson** - Telecommunication-News (targeting a Spring 2018 graduation)

Lorenzen Joins 1,000-Point Club

Senior **Haley Lorenzen** became the 25th Gator to reach the scoring milestone when she hit a 3 from the top of the arc during the second quarter of the team's win against Delaware State, Dec. 27.

Quickest Gators to Score 1,000 Career Points

Player	Yrs Played	Yr.	Gms to 1,000
1. Tammy Jackson	1981-85	So.	51 games
2. Quientella Bonner	1977-81	Jr.	53 games
3. Merlakia Jones	1991-95	Jr.	64 games
4. Sophia Witherspoon	1988-91	Sr.	67 games
5. Tonya Washington	1997-00	Sr.	71 games
Brandi McCain	1999-02	Jr.	71 games
7. Sha Brooks	2005-09	Jr.	72 games
8. Rhvonja Smith	1987-91	Jr.	76 games
9. Vanessa Hayden	2001-04	Jr.	77 games
Bernice Mosby	2002-05	Jr.	77 games
11. Murriel Page	1994-98	Jr.	78 games
DeLisha Milton	1993-97	Jr.	78 games
13. Keturah Bell	1982-86	Jr.	82 games
14. Cheryl Fisher	1977-81	Sr.	84 games
15. Marshae Dotson	2005-09	Jr.	85 games
Tiffany Travis	1996-00	Sr.	85 games
LaTonya McGhee	1989-93	Sr.	85 games
18. Tamara Stocks	1997-01	Jr.	97 games
19. Ronni Williams	2013-17	Sr.	99 games
Jaterra Bonds	2010-14	Jr.	99 games
21. Haley Lorenzen	2014-18	Sr.	103 games
22. Janna Bragg	1984-88	Sr.	108 games
23. Jennifer George	2009-13	Sr.	109 games
24. Kayla Lewis	2010-15	Sr.	112 games
25. Talatha Bingham	1995-99	Sr.	125 games

First Timers

- **Mikayla Hayes** is the first Gator from **Minnesota**
- **Paulina Hersler** - the first from **Sweden**
- **Haley Lorenzen** - the first from **Iowa**
- **Funda Nakkasoglu** - the first from **Australia**
- **Elif Portakal** - the first from **Turkey**

Home Streak Snapped

- The Nov. 14 loss to Arkansas State halted the Gators' 10-game **non-conference home win streak.**
- Last year, UF won its lone home non-league game.
- The 2015-16 squad won all 8 non-SEC home games.
- The 2014-15 Gators went 6-2, but the streak at the end of the season was one win.

Honors, Awards, Highlights & More

TEAM

- 17 three-pointers vs. Savannah State (11/23/17) reset the program record established two nights earlier
- 12 made 3-pointers was one shy of tying Oklahoma's Lloyd Noble Center record for opponent 3-pointers
- 15 three-pointers vs. Richmond (11/21/17) set new program record for threes in a game (was 13 at Arkansas, 2/1/09)
- 68 rebounds vs. Delaware State (12/27/17) were the fourth-most in a game in program history and the most since collecting 70 against New Hampshire (12/28/91)
- 6 turnovers vs. Florida State (11/17/17) tied for the second-fewest in program history
- needed 11 games to pass last year's entire 31-game total of 3-pointers (109)

INDIVIDUAL

Dyandria Anderson

- Named to "NCAA.com's Starting Five" on Dec. 6 after her career-high 29-point game at Oklahoma

Paulina Hersler

- Completed a rare 4-point-play vs. Ohio State (Dec. 6)

Haley Lorenzen

- 25th Gator to score 1,000 career points (vs. Delaware State, Dec. 27)
- Gator Holiday Classic All-Tournament Team
- 2018 Katrina McClain Award watch list - recognizes the top power forwards in women's NCAA Division I college basketball
- Compiled a 103-game score streak (snapped at Auburn, Dec. 31, 2017)

Funda Nakkasoglu

- 7 three-pointers vs. Richmond tied for third-most in a game in UF history

Delicia Washington

- Triple-Double (12 pts, 12 rebs, 10 assists) vs. Savannah State (11/23/17) - third one in program history
- Named to the Savannah Invitational All-Tournament Teams
- Took 17 games to dish more than 51 assists and pass her entire total of last season in 31 games

2017-18 Gator Women's Basketball

Florida's Record by Game Location (State & Territories)

(entering game vs. Arkansas)

State/U.S. Territory	Win	Loss
Alabama	20	34
Alaska	0	0
Arizona	2	3
Arkansas	12	9
California	5	8
Colorado	3	2
Connecticut	2	2
Delaware	0	0
District of Columbia	2	1
Florida	497	246
Georgia	21	59
Hawaii	2	1
Idaho	1	1
Illinois	3	5
Indiana	2	2
Iowa	0	1
Kansas	0	0
Kentucky	11	18
Louisiana	6	20
Maine	4	0
Maryland	0	0
Massachusetts	4	0
Michigan	1	1
Minnesota	0	0
Mississippi	23	28
Missouri	0	3
Montana	2	0
Nebraska	0	1
Nevada	3	2
New Hampshire	0	0
New Jersey	6	2
New Mexico	3	1
New York	3	2
North Carolina	6	6
North Dakota	0	0
Ohio	4	2
Oklahoma	2	0
Oregon	0	1
Pennsylvania	7	7
Rhode Island	3	1
South Carolina	14	10
South Dakota	0	0
Tennessee	28	60
Texas	9	9
Utah	0	2
Vermont	0	0
Virgin Islands	0	2
Virginia	8	9
Washington	0	0
West Virginia	2	0
Wisconsin	4	1
Wyoming	0	0
Bahamas	4	2

University of Florida Quick Facts General Information

Location: Gainesville, Florida
 Est. Population: 124,491
 Founded: 1853
 Enrollment: 54,854
 Nickname: Gators
 Colors: Orange & Blue (PMS 172 & 287)
 Conference: Southeastern (SEC)
 Home Court: Exactech Arena at the
 Stephen C. O'Connell Center
 Capacity: 10,151
 Press Row Phone: 352-367-1801
 President: Dr. W. Kent Fuchs (Duke '77)
 Athletics Director: Scott Stricklin (Miss. State '92)
 Executive Assoc. AD: Lynda Tealer (San Diego)
 Office: 352-375-4683
 Faculty Rep: Dr. Michael Sagas (Utah)
 Ticket Office: 352-375-4683, ext. 6800
 Athletic Web Pages: FloridaGators.com
 Sports Offered (21):
 Baseball, Basketball (M&W), Football, Cross
 Country (M&W), Golf (M&W), Gymnastics (W),
 Lacrosse (W), Soccer (W), Softball, Swimming
 & Diving (M&W), Tennis (M&W), Indoor/Outdoor
 Track & Field (M&W), Volleyball (W)

2017-18 Coaching Staff

Head Coach: Cameron Newbauer
 Asst. Coaches: Kelly Rae Finley,
 Laura Harper & John McCray
 Dir. of Basketball Operations: Serena Lamar

2017-18 Team Information

Letterwinners Return/Lost from 2016-17: 6 / 5
 Starters Returning/Lost from 2016-17: 3 / 2
 Eligible Newcomers / Total Newcomers: 6 / 7
 Eligible SR/JR/SO/FR: 3 / 2 / 4 / 3

2016-17 Season Review

Overall Record: 15-16
 SEC Record (finish): 5-11 (T-11)
 Postseason: none
 SEC Tournament: 1-1 (second round)

Florida Communications

W-Basketball Contact: Kathy Cafazzo
 Email: KathyC@gators.ufl.edu
 Office Phone: 352-375-4683, ext. 6133
 Cell: 352-316-4575
 FAX: 352-375-4809
 Web Site: FloridaGators.com
 Twitter: @GatorsWBK, @camnew
 Facebook: www.facebook.com/GatorsWBK
 Instagram: GatorsWBK
 USPS Mailing Address: UAA Communications
 PO Box 14485
 Gainesville, FL 32604
 Overnight Mailing Address:
 UAA, Ben Hill Griffin Stadium
 121 Gale Lemerand Dr., G'ville, FL 32611

2017-18

SEC Preseason Coaches' Poll

Order of Finish

1. South Carolina
2. Mississippi State
3. Missouri
4. Texas A&M
5. Tennessee
6. Kentucky
7. LSU
8. Georgia
9. Alabama
10. Vanderbilt
11. Auburn
12. Ole Miss
- 13. Florida**
14. Arkansas

Player of the Year

A'ja Wilson, South Carolina

First Team All-SEC

Raigyne Louis, LSU
 Victoria Vivians, Mississippi State
 Morgan William, Mississippi State
 Sophie Cunningham, Missouri
 A'ja Wilson, South Carolina
 Jaime Nared, Tennessee
 Mercedes Russell, Tennessee
 Khaalia Hillsman, Texas A&M

Second Team All-SEC

Caliya Robinson, Georgia
 Taylor Murray, Kentucky
 Shandricka Sessom, Ole Miss
 Teaira McCowan, Mississippi State
 Cierra Porter, Missouri
 Jordan Frericks, Missouri
 Tyasha Harris, South Carolina
 Anriel Howard, Texas A&M
 Danni Williams, Texas A&M

<<<<>>>>

2017-18

SEC Preseason Media Poll

Order of Finish

1. South Carolina
2. Mississippi State
3. Missouri
4. Tennessee
5. Texas A&M
6. Kentucky
7. LSU
8. Georgia
9. Alabama
10. Auburn
11. Vanderbilt
- 12. Florida**
13. Ole Miss
14. Arkansas

Player of the Year

A'ja Wilson, South Carolina

Preseason All-SEC

Victoria Vivians, Mississippi State
 Morgan William, Mississippi State
 Sophie Cunningham, Missouri
 A'ja Wilson, South Carolina
 Mercedes Russell, Tennessee

Opening-Day & Home Debut Results for UF Head Coaches

Coach	Opponent	W/L	Score	H/A/N	Date
Cameron Newbauer	Georgia State	Win	82-66	Home	11/11/17
Amanda Butler	Xavier	Win	82-71	Home	11/9/07
Carolyn Peck	Lamar	Win	91-42	Home	11/22/02
Carol Ross	William & Mary	Win	52-50	Away	11/23/90
	<i>Central Florida</i>	<i>Win</i>	<i>86-67</i>	<i>1st Home</i>	<i>11/28/90</i>
Lea Henry	Stetson	Win	84-64	Home	2/14/90
Carol Higginbottom	Florida Southern	Win	84-73	Away	11/26/85
	<i>Stetson</i>	<i>Win</i>	<i>84-64</i>	<i>1st Home</i>	<i>12/3/85</i>
Debbie Yow	Tampa	Win	91-39	Home	11/26/83
Mickie DeMoss	Mercer	Loss	65-99	Away	11/19/79
	<i>South Carolina</i>	<i>Loss</i>	<i>50-98</i>	<i>1st Home</i>	<i>12/1/79</i>
Cathy Davis	Valdosta State	Loss	63-99	Home	11/13/76
Paula Welch	Valdosta State	Loss	47-57	Home	1/13/74



HEAD COACH

Cameron Newbauer

FIRST YEAR AT UF * FIFTH YEAR OVERALL

Coach Cam Year-by-Year								
Year	School	Overall	Conference Regular Season	Conference Finish	Home	Away	Neutral	Postseason
2013-14	Belmont	14-18	10-6	1st-East	8-4	5-10	1-4	WNIT 1R
2014-15	Belmont	14-17	11-7	T-4th	6-6	7-9	1-2	none
2015-16	Belmont	24-9	13-3	2nd	13-0	8-8	3-1	NCAA 1R
2016-17	Belmont	27-6	16-0	1st	14-1	13-4	0-1	NCAA 1R
2017-18	Florida	8-10	0-5		5-7	1-2	2-1	
Totals	5 years	87-60	50-21	1 title	46-18	34-33	7-9	2 NCAA
at Belmont	4 years	79-50	50-16	1 title	41-11	33-31	5-8	2 NCAA

Coach Cam at a Glance

Newbauer's College Coaching Timeline

- **March 27, 2017 – Present: University of Florida [Head Coach]**
- May 2013 – March 2017: Belmont University [Head Coach]
- 2012-13: University of Louisville [Assistant Coach]
- 2007-12: University of Georgia [Assistant Coach]
- 2005-07: University of Georgia, Men's Basketball [Director of Basketball Operations]
- 2004-05: Siena College, Men's Basketball [Assistant Coach]
- 2003-04: University of Georgia, Men's Basketball [Graduate Manager]
- 2001-03: Siena College, Men's Basketball [Director of Basketball Operations]

Additional Coaching Experience

- 2003: USA Basketball – U.S. Junior National Team at the 2003 Junior World Championships, Greece [Administrative Assistant/Manager]

Education

- Bachelor's: IUPUI Fort Wayne, '01 [Elementary Education]
- Master's: University of Georgia, '09 [Recreation and Leisure Studies]

Personal

- Born: June 12, 1978, in Fort Wayne, Indiana
- Hometown: Fort Wayne, Indiana
- Family: married the former Sarah Sarah Millender in May of 2011 on the University of Georgia's Herty Field; two young girls, Chloe and Millie

Belmont Highlights Under Coach Cam

- The 2016-17 Bruins won the OVC regular-season title for the first time in program history and captured the OVC Tournament championship for a second consecutive year.
- Newbauer was recognized by his peers as the **2016-17 OVC Coach of the Year**, the first Bruin coach to earn the honor.
- Following the 2015-16 season, Darby Maggard was named the program's first OVC Freshman of the Year, while Sally McCabe was honored as the team's inaugural recipient of the Defensive Player of the Year award. McCabe repeated the honor following the 2016-17 campaign, as she ranked among the nation's top 15 for blocked shots while becoming just the second player in league history to win the top defensive honor twice.

Belmont in the National Stats Rankings

- During 2016-17, Belmont ranked in the top 20 nationally in 12 statistical categories, including third for rebound margin, 11th for assists per game, 13th for three-point field goals made, 14th for three-pointers made per game, 14th for three-point field goal percentage and 17th for scoring offense.
- During 2015-16, BU ranked in the top 50 nationally in 16 statistical categories, including 12th in assists per game and three-point field goal percentage, 14th in rebound margin, 27th in scoring offense and 30th in scoring margin.

Individual Belmont Honors Under Newbauer

- First Team All-OVC: 4 Bruins, 7 honors
- OVC All-Newcomer Team: 3
- OVC Freshman of the Year: 1
- OVC Defensive Player of the Year: 1 Bruin, 2 honors

Belmont Women's Basketball Team GPA

- 2014-15: 3.501 – No. 15 Nationally
- 2015-16: 3.591 – No. 6 Nationally
- 2016-17: 3.575 – No. 11 Nationally

Belmont in the Postseason

- 2016 NCAA, No. 13 seed – Lost vs. Michigan State, 74-60
- 2017 NCAA, No. 13 seed – Lost at Kentucky, 73-70

2017-18 University of Florida Gator Basketball Roster

Numerical Roster

No.	Name	POS	CL	HT	Hometown (High School/Prior University)
00	Delicia Washington	G	So.	5-10	Macclenny, Fla. / Baker County
1	Tameria Johnson	PG	Fr.	5-6	Ocala, Fla. / West Port
2	Gabby Seiler	G	Sr.	5-5	Peachtree City, Ga. / McIntosh / Univ. of Georgia
3	Funda Nakkasoglu	G	R-Jr.	5-8	Hampton, Australia / St. Leonard's / Utah State University
4	Corey Staples	G	Jr.	5-8	Buford, Ga. / Buford / Santa Fe College
5	Elif Portakal	G	So.	5-9	Istanbul, Turkey / Ugur
10	Danielle Rainey	G	So.	5-10	Washington, D.C. / Vista Ridge (Texas) / TCU
11	Dyandria Anderson	G	Sr.	5-10	Viera, Fla. / Viera
12	Paulina Hersler	G	G-TR	6-3	Malmo, Sweden / Igelstavikens Gymnasium / UCLA
12	Zada Williams [^]	F	Jr.-TR	6-2	Babson Park, Fla. / Lake Wales HS / Univ. of Miami
15	Sydney Searcy	G	So.	5-7	Ponte Vedra Beach, Fla. / Nease
22	Sydney Morang	G/F	So.	6-0	New Providence, N.J. / New Providence
23	Jalaysha Thomas	F	Fr.	6-2	Ocala, Fla. / West Port
24	Mikayla Hayes	F	Fr.	6-2	Brooklyn Park, Minn. / Park Center
44	Haley Lorenzen	F	Sr.	6-3	Iowa City, Iowa / Iowa City
55	Stephanie Brower	F	Fr.	5-11	Wesley Chapel, Fla. / Wiregrass Ranch H.S.

Alphabetical Roster

No.	Name	POS	CL	HT	Hometown (High School/Prior University)
11	Dyandria Anderson	G	Sr.	5-10	Viera, Fla. / Viera
55	Stephanie Brower	F	Fr.	5-11	Wesley Chapel, Fla. / Wiregrass Ranch H.S.
24	Mikayla Hayes	F	Fr.	6-2	Brooklyn Park, Minn. / Park Center
12	Paulina Hersler	G	G-TR	6-3	Malmo, Sweden / Igelstavikens Gymnasium / UCLA
1	Tameria Johnson	PG	Fr.	5-6	Ocala, Fla. / West Port
44	Haley Lorenzen	F	Sr.	6-3	Iowa City, Iowa / Iowa City
22	Sydney Morang	G/F	So.	6-0	New Providence, N.J. / New Providence
3	Funda Nakkasoglu	G	R-Jr.	5-8	Hampton, Australia / St. Leonard's/Utah State University
5	Elif Portakal	G	So.	5-9	Istanbul, Turkey / Ugur
10	Danielle Rainey	G	So.	5-10	Washington, D.C. / Vista Ridge (Texas) / TCU
15	Sydney Searcy	G	So.	5-7	Ponte Vedra Beach, Fla. / Nease
2	Gabby Seiler	G	Sr.	5-5	Peachtree City, Ga. / McIntosh / Univ. of Georgia
4	Corey Staples	G	Jr.	5-8	Buford, Ga. / Buford / Santa Fe College
23	Jalaysha Thomas	F	Fr.	6-2	Ocala, Fla. / West Port
00	Delicia Washington	G	So.	5-10	Macclenny, Fla. / Baker County
12	Zada Williams [^]	F	Jr.-TR	6-2	Babson Park, Fla. / Lake Wales HS / Univ. of Miami

- & = tore ACL, out for 2017-18 season ... ^ = required to sit out 2017-18 season per NCAA rules for transfers; has two years of eligibility remaining beginning in 2018-19 ... Hersler will wear jersey No. 12 for 2017-18, her final season of eligibility; Williams will wear No. 12 once she becomes eligible in 2018-19 ... @ = required to sit out 2017-18 season per NCAA rules for transfers; has three years of eligibility remaining beginning in Spring of 2019

Coaching Staff

Head Coach: Cameron Newbauer (IUPUI Fort Wayne, Bachelor's 2001; Georgia, Master's 2009) - first year at UF
Assistant Coaches: Kelly Rae Finley (Colorado State, Bachelor's 2008; Harvard, graduate coursework) - first year at UF
 Laura Harper (Maryland, Bachelor's 2008) - first year at UF
 John McCray (Ohio State, Bachelor's 2011; Saint Joseph's, Master's 2016) - first year at UF

Support Staff

Director of Basketball Operations: Serena Lamar (Florida: B.S., 2008; Master's, 2010)
Director of Scouting and Video Operations: Scott Schmelzer (Butler University, B.A. 2013; Belmont University, Master's 2017)
Recruiting Assistant: Christine Clark (Harvard, Bachelor's 2014; Arizona, Master's coursework)
Strength & Conditioning Coordinator: Justin McClelland (Eastern University, B.S. 2011; California University of Pennsylvania, Master's)
Athletic Trainer: Jessica Mateer (Olivet Nazarene University, B.S. 2009; Kentucky, Master's 2012)
Graduate Assistants: Sarah Wilkinson (Tennessee, 2017), Allison Sanders (Southeastern University, 2016)
Director of Basketball Technology: Cameron Kinzer (Florida, B.S. 2017)
Managers: Dylan Mitchell, Grace Herba, Tori Burstein, Ryan Freeman
Graduate Assistant Athletic Trainer: Amy Toner
Athletic Training Student: Sarah Manly

Pronunciation Guide:

DYANDRIA Anderson..... dee-ANN-dree-uh
MIKAYLA Hayes mih-KAY-la
 Paulina Hersler from **Malmö**, Sweden MALL-mo
TAMERIA Johnson tah-MEIR-ee-uh
 Hometown: **Ocala**..... o-CAL-uh
 Sydney **MORANG** mur-RANG (like meringue pie)
FUNDA NAKKASOGLUFOON-da knock-a-SO-glue
ELIF PORTAKAL ee-LEAF POOR-ta-call
 Sydney **SEARCY**..... SIR-see
 Gabby **SEILER**..... SIGH-ler
JALAYSHA Thomas..... jah-LAY-shuh
 Hometown: **Ocala**..... o-CAL-uh
DELICIA Washington duh-LEE-shuh
ZADA Williams ZAY-duh

Eligibility Breakdown

Seniors (4)

Dyandria Anderson
 Paulina Hersler
 Haley Lorenzen
 Gabby Seiler

Junior (1)

Funda Nakkasoglu

Sophomores (4)

Sydney Morang
 Elif Portakal
 Sydney Searcy
 Delicia Washington

Freshmen (4)

Stephanie Brower (W/O)
 Mikayla Hayes
 Tameria Johnson
 Jalaysha Thomas

Will Not Play in 2017-18

Danielle Rainey (Sophomore eligibility in 2018-19)
 Corey Staples (Junior eligibility in 2018-19)
 Zada Williams (Junior eligibility in 2018-19)

2017-18 Gator Women's Basketball




#00
Delicia Washington
 da-LEE-shuh
 5-10 * SO * Guard
 Macclenny, Fla.



#1
Tameria Johnson
 tah-MIER-ee-uh
 5-6 * FR * Guard
 Ocala, FL



#2
Gabby Seiler
 SIGH-ler
 5-5 * SR * Guard
 Peachtree City, GA



#3
Funda Nakkasoglu
 FOON-da knock-a-SO-glue
 5-7 * JR * Guard
 Hampton, Australia



#5
Elif Portakal
 ee-LEAF POOR-ta-call
 5-9 * SO * Guard
 Istanbul, Turkey



#11
Dyandria Anderson
 dee-ANN-dree-uh
 5-10 * SR * Guard
 Viera, Fla.



#12
Paulina Hersler
 6-3 * SR * Forward
 Malmo, Sweden



#15
Sydney Searcy
 SIR-see
 5-7 * SO * Guard
 Ponte Vedra Beach, FL



#23
Jalaysha Thomas
 jah-LAY-shuh
 6-2 * FR * Forward
 Ocala, FL




#24
Mikayla Hayes
 mih-KAY-ia
 6-2 * FR * Forward
 Brooklyn Park, MN



#44
Haley Lorenzen
 6-3 * SR * Forward
 Iowa City, Iowa



#55
Stephanie Brower
 5-11 * FR * Forward
 Wesley Chapel, FL



Cameron Newbauer
Head Coach
 First Year at UF; Fifth Overall



Kelly Rae Finley
Assistant Coach
 First Year at UF




Laura Harper
Assistant Coach
 First Year at UF



John McCray
Assistant Coach
 First Year at UF


Out for the Season




#22 Sydney Morang
 Concussions



#10 Danielle Rainey
 transfer



#4 Corey Staples
 tore ACL



#12 Zada Williams
 transfer

2017-18 Florida Final Box Scores & Recaps

Official Basketball Box Score -- Game Totals -- Final Statistics
Georgia State vs Florida
11/11/17 4 pm ET at Exactech Arena * Gainesville, FL

Georgia State 66 • 0-1

#	Player	Total		3-Ptr		Rebounds			PF	TP	A	TO	Blk	Stl	Min
		FG-FGA	FG-FTA	FG-FGA	FG-FTA	Off	Def	Tot							
30	Miller-McCray, Shaq	c	1-3	1-1	0-0	2	0	2	2	3	0	2	2	0	8
05	Fluker, Shay	g	6-14	3-8	0-1	5	8	13	0	15	1	3	0	2	38
13	Lewis, Jada	g	8-18	3-7	1-2	0	2	2	2	20	1	2	0	1	36
21	Henry, Kierra	g	3-10	0-3	1-1	0	1	1	3	7	2	1	0	1	26
23	Newby, Madison	g	5-9	0-1	1-1	2	3	5	3	11	4	6	0	2	29
01	Murphy, Janessa	g	0-3	0-0	0-0	0	2	2	2	0	2	0	0	0	11
02	Williams, K.K.	g	1-5	1-1	0-0	0	0	0	0	3	1	0	0	0	10
11	James, Juliet	g	2-4	0-0	0-2	4	2	6	3	4	0	3	1	1	30
20	Minalli, Francesca	g	0-0	0-0	0-0	0	0	0	0	0	0	0	0	0	2
22	Mitchell, Deja	g	1-2	0-0	1-1	2	1	3	0	3	0	2	1	0	6
33	Middlebrooks, V.	g	0-1	0-0	0-0	0	0	0	0	1	0	0	0	0	3
33	Williams, Rakeah	g	0-0	0-0	0-0	0	0	0	0	0	0	0	0	0	1
Team							2		4						
Totals			27-69	8-21	4-8	17	21	38	16	66	11	20	4	7	200
1st	FG %: 8-20	40.0%	2nd	5-15	33.3%	3rd	7-19	36.8%	4th	7-15	46.7%	Game	28-73	38.4%	Deadball
	3FG %: 3-9	33.3%		0-2	0.0%		3-6	50.0%		8-21	38.1%		8-19	42.1%	Rebounds
	FT %: 1-1	100.0%		1-1	100.0%		1-4	25.0%		1-2	50.0%		6-10	60.0%	1

Florida 82 • 1-0

#	Player	Total		3-Ptr		Rebounds			PF	TP	A	TO	Blk	Stl	Min
		FG-FGA	FG-FTA	FG-FGA	FG-FTA	Off	Def	Tot							
44	Lorenzen, Haley	f	7-14	1-3	3-3	6	6	12	1	18	3	1	1	0	30
00	Washington, Delicia	g	4-11	1-5	0-2	1	4	5	0	9	3	2	0	1	29
03	Nakkasoglu, Funda	g	3-9	1-7	2-2	2	4	6	1	9	2	3	0	0	33
11	Anderson, Dyantria	g	8-14	2-5	0-0	3	4	7	0	18	8	2	1	2	35
11	Hersler, Paulina	g	6-9	3-5	0-0	2	3	5	1	15	3	2	1	0	30
01	Johnson, Tameria	g	1-1	0-0	0-0	0	0	0	1	2	2	0	0	1	2
05	Portakai, Elif	g	1-2	1-1	0-0	0	0	0	0	3	0	1	0	0	4
15	Searcy, Sydney	g	0-0	0-0	1-2	0	0	0	1	1	0	1	0	1	2
22	Morang, Sydney	g	1-5	1-4	0-0	0	1	1	4	3	0	1	0	1	16
23	Thomas, Jalaysha	g	1-3	0-0	0-2	3	3	6	1	2	1	2	0	2	12
24	Hayes, Mikayla	g	1-2	0-1	0-0	0	1	1	0	2	0	0	0	0	7
Team							1		2						
Totals			33-70	10-31	6-11	18	28	46	10	82	22	15	3	8	200
1st	FG %: 9-17	52.9%	2nd	6-18	33.3%	3rd	8-15	53.3%	4th	10-20	50.0%	Game	33-70	47.1%	Deadball
	3FG %: 2-8	25.0%		2-6	33.3%		2-6	33.3%		10-31	32.3%		8-20	40.0%	Rebounds
	FT %: 0-2	0.0%		4-5	80.0%		2-2	100.0%		0-2	0.0%		6-11	54.5%	3

Officials: Susan Blanch, Lisa Mattingly, Mark Resch
 Technical fouls: Georgia State-None. Florida-None.
 Attendance: 1509

Score by periods	1st	2nd	3rd	4th	Total
Georgia State	20	11	18	17	66
Florida	20	18	20	24	82

	In	Out	2nd	Fast	Bench
Points	32	11	15	6	10
GSU	34	20	22	8	13

Last FG - GSU 4th-00:25, UF 4th-00:01.
 Largest lead - GSU by 8 1st-08:27, UF by 18 4th-07:14.
 GSU led for 16:48. UF led for 22:34. Game was tied for 00:37.
 Score tied - 1 time.
 Lead changed - 1 time.

Game 1: Florida 82, Georgia State 66 November 11, 2017 * Exactech Arena * Gainesville, Fla.

Florida's three seniors helped make Cameron Newbauer's Gator coaching debut a success, as the trio combined for 51 points in an 82-66 season-opening victory against Georgia State on Saturday.

Dyantria Anderson scored 18 points with seven rebounds and eight assists - with just two turnovers.

Haley Lorenzen tallied the fifth double-double of her career with 18 points and a career-high-tying 12 rebounds.

Fifth-year senior transfer Paulina Hersler opened her Gator career with a career-best 15 points with the aid of a trio of threes.

Junior newcomer Funda Nakkasoglu and sophomore Delicia Washington both added nine points, along with six and five rebounds, respectively.

And all 11 Gators scored, with the final bucket coming from freshman Mikayla Hayes, who converted a layup with one second remaining for her first collegiate points.

It was a great time for all the Gators, however, it didn't start out quite as jubilant.

The Panthers scored the first eight points of the game and led for the entire first half until the final 2:35, when Anderson knocked down one of UF's 10 three-pointers in the game and gave the Gators a 32-31 advantage.

A three-point-play by Lorenzen extended the lead and Hersler tacked on two more points for a 37-31 lead with 50 seconds until halftime.

Freshman Tameria Johnson and sophomore Sydney Searcy entered the game for the first time with 17 seconds remaining and their presence was immediately felt. Johnson collected a steal and found Searcy, who was fouled attempting a shot. She made one free throw before ended the half with another steal that ended the Panther's final offensive possession.

The teams went back and forth in the scoring column for the first few minutes of the third quarter before an 8-0 spurt extended the Gator lead to 14 points, 50-36.

Georgia State used the long ball to keep it close and Florida held a 58-49 advantage entering the final quarter.

Florida outscored the Panthers 12-3 to start the fourth and never looked back.

All three Gator freshmen scored their first points in the final 3:55 of the game.

Jalaysha Thomas, who finished with six rebounds in 12 minutes, put back an offensive rebound with 3:55 on the clock and Johnson got on the scoreboard with a layup and 15 seconds left before Hayes capped the game's scoring just before the final buzzer.

News & Numbers of Note

- The Gators improved to 26-18 all-time on opening day.
- The Gators won their 10th consecutive non-conference home game.
- Florida went 10-31 from the three-point arc for the most made threes since hitting 10 vs. Kentucky in the 2016 SEC Tournament; the 31 attempts were the most since launching 34 (program record) vs. North Florida on Nov. 19, 2012
- Seven different Gators connected on a three-pointer
- Hersler and Nakkasoglu were the first non-freshmen to start a season-opener since the 2012-13 season (Vicky McIntyre, Junior)

Official Basketball Box Score -- Game Totals -- Final Statistics
Arkansas State vs Florida
11/14/17 7 pm ET at Gainesville, FL (Exactech Arena)

Arkansas State 70 • 1-1

#	Player	Total		3-Ptr		Rebounds			PF	TP	A	TO	Blk	Stl	Min
		FG-FGA	FG-FTA	FG-FGA	FG-FTA	Off	Def	Tot							
01	Bradshaw, Lauren	f	2-12	0-0	0-0	2	2	4	0	4	1	0	0	1	32
03	Obinabo, Ogo	f	0-5	0-0	0-0	3	1	4	2	0	0	0	0	1	20
22	Taylor, Starr	g	4-10	1-2	0-0	0	1	1	2	9	1	2	0	3	26
10	Tennison, Payton	g	1-7	1-6	0-0	0	1	1	1	3	3	3	1	2	24
05	Westbrook, Akasha	g	5-10	2-2	2-2	1	1	2	4	14	3	1	0	0	31
00	Ford, Jada	g	6-13	3-7	2-4	2	1	3	3	17	0	1	0	0	26
03	Wallace, Morgan	g	0-0	0-0	1-2	0	0	0	0	1	2	0	0	0	4
11	Peevy, Lycia	g	0-2	0-1	0-0	0	1	1	1	0	1	0	0	0	6
20	Hopkins, Tayton	g	2-2	0-0	0-0	0	0	0	0	4	1	1	0	1	10
35	Martin, Peyton	g	7-10	0-0	1-2	5	1	6	2	15	0	0	0	0	11
50	Heckert, Madison	g	1-2	1-1	0-0	0	2	2	2	3	0	0	1	1	10
Team							7		9						
Totals			28-73	8-19	6-10	20	13	33	17	70	12	11	2	9	200
1st	FG %: 7-16	43.8%	2nd	6-20	30.0%	3rd	8-22	36.4%	4th	7-15	46.7%	Game	28-73	38.4%	Deadball
	3FG %: 2-5	40.0%		2-5	40.0%		2-5	40.0%		2-4	50.0%		8-19	42.1%	Rebounds
	FT %: 1-2	50.0%		0-0	0.0%		4-5	80.0%		1-3	33.3%		6-10	60.0%	1

Florida 69 • 1-1

#	Player	Total		3-Ptr		Rebounds			PF	TP	A	TO	Blk	Stl	Min
		FG-FGA	FG-FTA	FG-FGA	FG-FTA	Off	Def	Tot							
44	Lorenzen, Haley	f	4-9	0-2	1-2	2	4	6	2	9	1	1	1	1	33
00	Washington, Delicia	g	4-9	1-3	2-2	4	4	8	4	11	4	9	0	1	28
03	Nakkasoglu, Funda	g	6-9	4-5	0-2	1	3	4	1	16	2	4	0	0	32
11	Anderson, Dyantria	g	2-4	1-2	1-2	1	2	3	2	6	6	3	0	0	30
12	Hersler, Paulina	g	5-12	1-4	1-1	1	10	11	1	12	1	1	3	0	34
01	Johnson, Tameria	g	0-0	0-0	0-0	0	1	1	1	0	0	2	0	0	4
05	Portakai, Elif	g	0-1	0-1	0-0	1	0	1	0	0	0	0	0	0	3
15	Searcy, Sydney	g	1-2	0-1	2-2	0	0	0	0	4	0	0	0	0	8
22	Morang, Sydney	g	2-3	1-2	0-0	1	0	1	1	5	1	0	0	0	15
23	Thomas, Jalaysha	g	1-1	0-0	0-0	0	0	0	1	2	0	1	0	0	7
24	Hayes, Mikayla	g	1-1	0-0	2-2	0	1	1	0	4	0	0	1	0	6
Team							2		3						
Totals			26-51	8-20	9-13	13	28	41	13	69	15	23	5	2	200
1st	FG %: 6-13	46.2%	2nd	6-13	46.2%	3rd	7-11	63.6%	4th	7-14	50.0%	Game	26-51	51.0%	Deadball
	3FG %: 2-4	50.0%		2-7	28.6%		2-3	66.7%		2-6	33.3%		8-20	40.0%	Rebounds
	FT %: 0-0	0.0%		4-4	100.0%		4-7	57.1%		1-2	50.0%		9-13	69.2%	3

Officials: Felicia Grinter, Canoner Inouye, Tiffany Bird
 Technical fouls: Arkansas State-None. Florida-None.
 Attendance: 1143

Score by periods	1st	2nd	3rd	4th	Total
------------------	-----	-----	-----	-----	-------

2017-18 Florida Final Box Scores & Recaps

Official Basketball Box Score -- Game Totals -- Final Statistics #17/14 Florida State vs Florida 11/17/17 7 pm ET at Gainesville, FL (Exactech Arena)

#17/14 Florida State 84 • 3-0

#	Player	Total		3-Ptr		Rebounds			PF	TP	A	TO	Blk	Stl	Min
		FG-FGA	FT-FTA	FG-FGA	FT-FTA	Off	Def	Tot							
20	Shakayla Thomas	f	5-9	0-0	2-2	1	7	8	2	12	0	0	0	0	26
25	Ama Degbeon	c	1-3	0-0	0-0	2	1	3	1	2	1	0	0	0	23
50	Chatrice White	c	3-6	1-3	1-2	1	10	11	2	8	0	1	1	0	26
04	AJ Alix	g	9-13	6-10	2-4	0	0	0	1	26	3	2	0	0	28
32	Imani Wright	g	4-11	3-10	0-0	0	4	4	3	11	5	1	0	0	23
11	Iho Lopez	g	1-2	0-0	0-0	1	2	3	1	2	0	0	1	0	9
12	Nicki Ekhomu	g	5-10	0-2	4-4	3	8	11	2	14	2	1	0	0	30
13	Nausia Woolfolk	g	3-8	1-3	0-0	3	2	5	0	7	3	0	0	0	23
31	Savannah Wilkinson	g	1-2	0-0	0-0	0	3	3	0	2	0	1	0	0	12
	Team					0	2	2			1				
	Totals		32-64	11-28	9-12	11	39	50	12	84	14	7	2	0	200

1st-FG %: 7-16 43.8% 2nd: 6-16 37.5% 3rd: 11-17 64.7% 4th: 8-15 53.3% Game: 32-64 50.0% Deadball Rebounds: 1
3FG %: 2-8 25.0% 3-10 30.0% 4-5 80.0% 2-5 40.0% 11-28 39.3% 9-12 75.0%
FT %: 2-2 100.0% 5-6 83.3% 2-2 100.0% 0-2 0.0%

Florida 54 • 1-2

#	Player	Total		3-Ptr		Rebounds			PF	TP	A	TO	Blk	Stl	Min
		FG-FGA	FT-FTA	FG-FGA	FT-FTA	Off	Def	Tot							
12	Hersler,Paulina	f	5-8	1-3	0-0	0	3	3	2	11	1	2	0	0	27
44	Lorenzen,Haley	f	1-8	0-1	0-0	1	5	6	1	2	4	0	0	0	29
00	Washington,Delicia	g	0-11	0-5	2-4	2	6	8	1	2	1	1	0	0	27
03	Nakkasoglu,Funda	g	7-15	2-8	2-5	0	2	2	2	18	2	1	0	1	32
11	Anderson,Dyandria	g	2-9	1-4	0-0	0	1	1	1	5	1	1	0	2	31
01	Johnson,Tameria	g	1-3	0-0	0-0	1	0	1	0	2	0	0	0	0	3
05	Portakal,Elif	g	0-0	0-0	0-0	0	0	0	0	0	0	0	0	0	2
12	Searcy,Sydney	g	1-2	1-2	0-0	0	0	0	0	3	0	0	0	0	6
22	Morang,Sydney	g	2-5	2-4	0-2	1	4	5	1	6	1	0	0	0	19
23	Thomas,Jalaysya	g	2-3	0-1	0-0	1	1	2	1	4	0	1	0	0	15
24	Hayes,Mikayla	g	0-1	0-0	1-2	2	0	2	1	1	0	0	0	0	9
	Team					1	1	2							
	Totals		21-65	7-28	5-13	9	23	32	9	54	10	6	0	3	200

1st-FG %: 8-17 47.1% 2nd: 3-17 17.6% 3rd: 5-14 35.7% 4th: 5-17 29.4% Game: 21-65 32.3% Deadball Rebounds: 4
3FG %: 2-4 50.0% 2-9 22.2% 1-5 20.0% 2-10 20.0% 7-28 25.0% 5-13 38.5%
FT %: 0-2 0.0% 0-0 0.0% 2-6 33.3%

Officials: Bryan Enterline, Gina Cross, Jesse Dickerson
Technical fouls: #17/14 Florida State-None. Florida-None.
Attendance: 2679

Score by periods	1st	2nd	3rd	4th	Total
#17/14 Florida State	18	20	28	18	84
Florida	18	8	13	15	54

Points	In Paint	Off T/O	2nd Chance	Fast Break	Bench
FS	24	6	14	6	25
UF	20	6	8	4	16

Last FG - FS 4th-00:40, UF 4th-00:14.
Largest lead - FS by 32 4th-00:40, UF by 2 1st-09:20.
FS led for 37:19. UF led for 00:11. Game was tied for 02:30.

Official Basketball Box Score -- Game Totals -- Final Statistics Richmond vs Florida 11/21/17 4:30 p.m. at Savannah, Ga. - Savannah Civic Center

Richmond 80 • 3-2

#	Player	Total		3-Ptr		Rebounds			PF	TP	A	TO	Blk	Stl	Min
		FG-FGA	FT-FTA	FG-FGA	FT-FTA	Off	Def	Tot							
15	WIKÉ, Karleigh	f	0-2	0-0	0-0	2	4	6	2	0	1	0	0	0	24
33	DUGGAN, Amy	f	3-7	2-5	0-0	0	8	8	2	8	3	0	1	2	29
00	MURPHREE, Kylie	g	2-5	1-3	0-0	0	1	1	0	5	1	1	0	2	23
11	PARSON, Micaela	g	5-14	0-0	7-8	0	6	6	1	17	1	3	0	1	28
30	FEE, Kailyn	g	3-6	2-4	0-0	1	0	1	0	8	0	2	0	0	23
01	HINDS-CLARKE, Jaide	g	2-6	0-0	2-2	3	4	7	2	6	0	1	1	1	12
03	HATCHER, Dee	g	3-6	0-1	2-2	0	1	1	1	8	1	2	0	0	15
13	PARSON, Alex	g	7-13	3-8	1-1	0	0	0	4	18	3	2	0	1	21
14	HUDALLA, Alicia	g	3-4	1-1	1-2	1	0	1	2	8	0	0	0	0	14
22	TRUESDALE, Autumn	g	0-0	0-0	0-0	0	0	0	0	2	0	0	0	1	1
23	CURRY, Tonysha	g	1-3	0-0	0-0	0	0	0	1	2	2	0	0	0	10
	Team					2	4	6							
	Totals		29-66	9-22	13-15	9	28	37	17	80	12	11	2	8	200

1st-FG %: 7-17 41.2% 2nd: 8-15 53.3% 3rd: 8-14 57.1% 4th: 6-20 30.0% Game: 29-66 43.9% Deadball Rebounds: 2
3FG %: 2-6 33.3% 3-4 75.0% 3-5 60.0% 1-7 14.3% 9-22 40.9% 13-15 86.7%
FT %: 2-2 100.0% 2-2 100.0% 5-6 83.3% 4-5 80.0%

Florida 87 • 2-2

#	Player	Total		3-Ptr		Rebounds			PF	TP	A	TO	Blk	Stl	Min
		FG-FGA	FT-FTA	FG-FGA	FT-FTA	Off	Def	Tot							
44	Lorenzen,Haley	f	4-10	0-2	6-6	3	7	10	3	14	2	0	0	2	31
00	Washington,Delicia	g	5-11	3-6	3-5	1	6	7	1	16	2	2	0	0	30
03	Nakkasoglu,Funda	g	8-11	7-9	2-2	0	3	3	0	25	2	1	0	0	34
11	Anderson,Dyandria	g	4-9	1-3	4-6	1	3	4	1	13	6	2	0	2	34
12	Hersler,Paulina	g	4-10	2-5	1-3	1	4	5	1	11	2	4	0	0	32
01	Johnson,Tameria	g	0-0	0-0	0-0	0	0	0	0	0	1	1	0	0	2
05	Portakal,Elif	g	0-0	0-0	0-0	0	0	0	0	2	0	1	0	0	5
15	Searcy,Sydney	g	1-4	1-3	0-0	1	1	2	4	3	0	0	0	0	15
23	Thomas,Jalaysya	g	2-4	1-2	0-0	1	2	3	1	5	1	2	0	0	14
24	Hayes,Mikayla	g	0-1	0-0	0-0	0	0	0	1	0	0	0	0	0	3
	Team					1	2	3							
	Totals		28-60	15-30	16-22	9	28	37	14	87	16	13	0	4	200

1st-FG %: 10-20 50.0% 2nd: 6-15 40.0% 3rd: 6-14 42.9% 4th: 6-11 54.5% Game: 28-60 46.7% Deadball Rebounds: 1
3FG %: 4-10 40.0% 4-9 44.4% 4-5 80.0% 3-6 50.0% 15-30 50.0% 16-22 72.7%
FT %: 0-0 0.0% 2-2 100.0% 4-5 80.0%

Officials: Scotty Hermann, Marla Gearhart, Esrael Silva
Technical fouls: Richmond-None. Florida-None.
Attendance:

Score by periods	1st	2nd	3rd	4th	Total
Richmond	18	21	24	17	80
Florida	24	18	20	25	87

Points	In Paint	Off T/O	2nd Chance	Fast Break	Bench
RICHMOND	16	11	9	7	42
UF	16	9	7	2	8

Last FG - RICHMOND 4th-00:35, UF 4th-05:54.
Largest lead - RICHMOND by 2 3rd-00:33, UF by 12 4th-05:54.
RICHMOND led for 01:02. UF led for 37:24. Game was tied for 01:34.

Score tied - 4 times.
Lead changed - 6 times.

Game 3: #17/14 Florida State 84, Florida 54 November 17, 2017 * Exactech Arena * Gainesville, Fla.

Funda Nakkasoglu scored 18 points and Florida committed just six turnovers but it wasn't enough to slow down No. 17/14 Florida State, as the Seminoles took the 84-54 decision in the Sunshine Showdown presented by Fresh From Florida Friday evening.

How it Happened

Nakkasoglu's layup at the 4:42 mark of the second quarter had the Gators within two, 28-26. That's when Florida State ripped off a devastating 19-0 run that lasted until there was 7:39 remaining in the third quarter and the Seminoles took a commanding 47-26 lead and never looked back as it handed UF its third worst loss in the 74-game series.

During that seven-minute span, Florida missed 11 consecutive shots but committed just one turnover.

Nakkasoglu ended the FSU spree with one of UF's seven three-pointers during the game.

FSU outscored Florida 20-8 in the second quarter and 28-13 in the third, however, the first quarter ended in a tie and the Noles had just a three-point advantage in the fourth.

It was during the deciding second quarter when the Gators hit just 17.6 percent (3-17) from the floor and had three total miscues that resulted in seven Noles points.

Close Early

Florida battled strong in the first quarter, even when FSU took a quick 12-4 lead just 4:10 into the game. After the teams traded scores, seniors Paulina Hersler, who finished with 11 points, and Haley Lorenzen canned jumpers and the Gators were within four.

FSU halted the mini run before sophomore Sydney Morang knocked down back-to-back three-pointers and tied the game at 16 with 1:45 remaining in the opening frame.

The Noles hit a jumper with 33 ticks left and Florida took the final possession of the frame and worked it to perfection, as freshman Jalaysya Thomas sank an inside bucket with six seconds remaining and the score was tied at 18 after the first quarter.

Numbers of Note

- Nakkasoglu's 18 points were a season-high
- Hersler scored 11 points and has tallied a double-figure scoring effort in all three games this season
- Delicia Washington collected a UF team-high eight rebounds.
- Lorenzen dished a team-best and career-high four assists
- UF's six total turnovers in the game is tied for the second-fewest in program history and the least since Jan. 29, 2004, when the team committed a record-three miscues against Alabama.
- The Gators hit seven three-pointers to up their season total to 25 in three games.
- Since Florida's 16-game win streak in the series, FSU has won 11 of the last 12, as well as five of the last six

Florida Head Coach Cameron Newbauer - Opening Statement:

"They are a good team, a very, very good team and we knew that coming into the game. We tried some things defensively that worked in the first half. Fought back, tied it up at 18 and 26 then they we kind if went individualistic. Where we had some moments offensively where we wanted them to keep guarding us but we took some quick, fast forced shots."

Coach Newbauer on the eight-minute scoreless run:

"I think it's what they were doing. In retrospect we played into their hands. We did not share the ball, we did not move the ball, we didn't screen. We talked about how physical they were going to be on cuts and we didn't do that."

Game 4: Florida 87, Richmond 80 (Savannah Invitational) November 21, 2017 * Savannah Civic Center * Savannah, Ga.

Funda Nakkasoglu went 7-for-9 from the three-point arc and led a record-setting team effort from long range in Florida's 87-80 win against Richmond in the first game of the Savannah Invitational played at the Savannah Civic Center Tuesday evening.

Nakkasoglu finished with a game-high 25 points, as she converted 8-of-11 overall from the field, as well as both free throw attempts to log the 31st 20-point game of her career and her first this season.

The Florida junior had a lot of help in setting the program record for threes in a game, as six different Gators combined to hit 15-of-30 from the arc, passing the previous standard of 13 UF hit at Arkansas on Feb. 1, 2009.

In spite of Florida's prowess from deep, the Gators still needed to secure the win at the free throw line, where Dyandria Anderson (4-6), Haley Lorenzen (2-2), Delicia Washington (3-4) and Paulina Hersler (1-2) combined to coolly convert 10-of-12 in the final three minutes.

The Gators needed those points, as Richmond tallied nine three-pointers overall and actually totaled 29 field goals compared to UF's 28 in the game.

The win, which snapped Florida's two-game slide, begins a run of three games in three days at the Savannah Invite.

How it Happened

- Florida jumped out early behind four three-pointers and took a 24-18 lead by the end of the first quarter.
- Richmond held a 21-18 scoring edge in the second quarter and was able to whittle an 11-point deficit with 8:23 remaining down to three points, as Florida took the 42-39 halftime lead.
- During that first half, Florida dished nine assists on their 16 field goals and committed just four turnovers.
- The Gators extended their first-half lead to nine points, 50-41, thanks to an 8-2 run to begin the third quarter. Richmond, however, staged a 20-9 spree over the next five minutes and 30 seconds and took a 61-59 lead with 33 seconds left in the third.
- Nakkasoglu ended the run with a free, before Richmond's Micaela Parson, who finished with 17 points, knocked down two free throws with 1.8 seconds on the clock to end the scoring in third and the Spiders took the

2017-18 Florida Final Box Scores & Recaps



Official Basketball Box Score - Game Totals - Final Statistics
Stetson vs Florida
 11/22/17 7 p.m. at Savannah, Ga. - Savannah Civic Center



Stetson 85 • 3-2

#	Player	Total		3-Ptr		Rebounds			PF	TP	A	TO	Blk	Stl	Min
		FG-FGA	FT-FTA	FG-FGA	FT-FTA	Off	Def	Tot							
23	VINCENT, Megan	f	2-4	0-1	1-1	2	4	6	2	5	0	3	1	0	25
24	COLCLOUGH, Kennedi	f	9-17	2-4	2-3	0	13	13	3	22	3	2	0	1	39
35	LENTZ, Kendall	f	1-1	1-1	0-0	0	0	0	3	3	1	2	0	0	18
02	BEACH, McKenna	g	2-5	1-4	8-8	0	4	4	4	13	7	1	0	1	34
30	CHAMBERS, Brittney	g	5-13	3-5	4-6	2	6	8	2	17	3	2	0	0	39
01	SAGERER, Sarah	g	0-0	0-0	1-1	0	0	0	0	1	0	0	0	0	0
05	WAGNER, Sydney	g	8-10	4-4	0-0	0	1	1	2	0	1	0	1	0	31
33	PRUITT, Michelle	g	2-4	0-0	0-0	2	0	2	2	4	1	0	0	0	14
Team						0	1	1							
Totals			29-54	11-19	16-19	6	29	35	17	85	15	13	1	3	200

1st - FG %: 5-14 35.7% 2nd: 10-14 71.4% 3rd: 10-16 62.5% 4th: 4-10 40.0% Game: 29-54 53.7% Deadball Rebounds 3
 3FG %: 2-6 33.3% 5-7 71.4% 1-1 100.0% 1-1 57.9%
 FT %: 4-4 100.0% 3-4 75.0% 2-3 66.7% 7-8 87.5%

Florida 71 • 2-3

#	Player	Total		3-Ptr		Rebounds			PF	TP	A	TO	Blk	Stl	Min
		FG-FGA	FT-FTA	FG-FGA	FT-FTA	Off	Def	Tot							
44	Lorenzen,Haley	f	5-9	0-0	0-0	3	4	7	0	10	0	0	1	0	30
00	Washington,Delicia	g	5-17	1-9	3-4	2	5	7	4	14	2	3	0	1	34
11	Anderson,Dyandria	g	8-16	5-11	0-0	0	1	1	4	21	3	0	0	0	34
12	Hersler,Paulina	g	4-8	0-2	1-1	0	4	4	0	9	1	1	0	1	26
15	Searcy,Sydney	g	4-8	3-6	0-0	1	1	2	4	11	3	1	0	0	26
01	Johnson,Tameria	g	2-3	0-1	1-4	1	2	3	2	5	3	1	0	2	16
05	Portakal,Elif	g	0-0	0-0	1-2	0	0	0	0	1	1	1	0	0	10
23	Thomas,Jalaysha	g	0-1	0-0	0-0	1	1	2	1	0	1	1	1	0	18
24	Hayes,Mikayla	g	0-2	0-0	0-0	0	0	0	1	0	0	0	0	0	6
Team						1	1	2							
Totals			28-64	9-29	6-11	9	19	28	16	71	14	8	2	4	200

1st - FG %: 8-17 47.1% 2nd: 7-15 46.7% 3rd: 4-16 25.0% 4th: 9-16 56.3% Game: 28-64 43.8% Deadball Rebounds 3
 3FG %: 1-7 14.3% 3-6 50.0% 2-10 20.0% 3-6 50.0%
 FT %: 0-0 0.0% 2-3 66.7% 2-6 33.3% 2-2 100.0%

Officials: Bonnie Pettus, Esrael Silva, Ty Bills
 Technical fouls: Stetson-None. Florida-None.
 Attendance: 578

Score by periods	1st	2nd	3rd	4th	Total
Stetson	16	28	25	16	85
Florida	17	19	12	23	71

Points	In Paint	Off T/O	2nd Chance	Fast Break	Bench
STET	24	13	8	4	25
UF	24	13	8	0	6

Last FG - STET 4th-04:12, UF 4th-00:40.
 Largest lead - STET by 23 4th-09:36, UF by 3 1st-03:58.
 STET led for 30:51. UF led for 06:28. Game was tied for 02:41.

Game 5: Stetson 85, Florida 71 (Savannah Invitational) November 22, 2017 * Savannah Civic Center * Savannah, Ga.

Tuesday's hard-fought win against Richmond contributed in part to Wednesday's 85-71 Gator loss to Stetson in the second game of the Savannah Invitational played at the Savannah Civic Center.

Florida's leading scorer **Funda Nakkasoglu**, who had scored a season-high 25 points against the Spiders, left that game after an ankle sprain with 1:56 remaining and was unable to play versus the Hatters. With the Gator's primary ball handler on the bench, the roster down to nine and the team playing its second game in as many days all proved too much to overcome.

Senior **Dyandria Anderson** did her best to compensate for Nakkasoglu's absence by scoring a career-best 21 points and converting 5-of-11 from the three-point arc.

How it Happened
 Stetson carried the momentum it established during the final two minutes of the first half into the second half by scoring the initial seven points that ignited a 16-5 run for a 60-41 lead and the Hatters never looked back.

Anderson tried to keep the Gators close, as she scored the next five points of the game and Florida closed to within 14 points with 4:25 left in the quarter.

Stetson, however, kept firing and the nation's third-most accurate team for shooting percentage - entering the tournament with a 56.1 percent mark - maintained its keen shot throughout to keep the Gators at bay.

Florida did manage a late 11-0 spurt that cut the deficit to eight points, 79-71, with 40 seconds left in the game, but it was too late to recover from the 23-point hole it dug with 9:36 remaining.

First Half in Review
 There were four lead changes and three tied scores in a very tight first half, when Stetson hit 53.6 percent (15-28) of its shots, including a 7-of-13 effort from three.

The Gators missed their first five shots from the floor, as Stetson took a quick 5-0 lead and that was a sign of things to come.

Stetson built a five-point advantage with 4:56 remaining in the first half when Anderson hit back-to-back three-pointers and gave the Gators a 32-31 edge. Sydney Wagner came right back with her third three for the Hatters and tied the score before **Tameria Johnson** found **Haley Lorenzen** inside for the short bucket and the game was tied with two minutes remaining.

The Hatters finished the half on a 10-2 run, capped by a bucket at the buzzer and took a 44-36 halftime lead.

Quotes from the Court - UF head coach Cameron Newbauer
 "Stetson deserved to win the game. I told the team this was going to be a big deal for them being a couple hours down the street from us and it was something they didn't quite understand. We gave up 28 points in the second quarter, 25 points in the third quarter. They shot 54 percent overall and 58 percent from three. We stressed offensive glass and we didn't do that until the second half. I'm really disappointed in the effort right now but that's kind of where we are so we just have to get better and keep working."

- Gator Watch**
- Anderson hit a career-best five three-pointers and finished with a career-high 21 points. It was the 13th double-figure scoring game of her career, third this year.
 - Delicia Washington scored 14 points for her 22nd career double-figure scoring game
 - Lorenzen scored 10 points for her 42nd career double-figure scoring game
 - Leading scorer Funda Nakkasoglu (17.0 ppg) did not dress for Wednesday's game to rest a sprained ankle suffered with 1:57 remaining during Tuesday's game against Richmond.
 - With Nakkasoglu out, sophomore Sydney Searcy received the first start of her career. Searcy made the most of the opportunity by tying her career-high of 11 points.



Official Basketball Box Score - Game Totals - Final Statistics
Florida vs Savannah State
 11/23/17 7 p.m. at Savannah, Ga. - Savannah Civic Center



Florida 90 • 3-3

#	Player	Total		3-Ptr		Rebounds			PF	TP	A	TO	Blk	Stl	Min
		FG-FGA	FT-FTA	FG-FGA	FT-FTA	Off	Def	Tot							
44	Lorenzen,Haley	f	7-10	2-3	2-2	2	6	8	1	18	2	1	0	2	24
00	Washington,Delicia	g	4-7	4-7	0-0	2	10	12	1	12	10	4	0	0	28
11	Anderson,Dyandria	g	1-6	0-4	1-1	1	1	2	1	3	2	2	0	0	17
12	Hersler,Paulina	g	5-9	3-5	4-4	3	6	9	2	17	1	1	0	0	23
15	Searcy,Sydney	g	7-13	6-12	0-0	1	3	4	0	20	2	0	0	0	33
01	Johnson,Tameria	g	0-1	0-0	2-2	0	1	1	3	2	4	6	0	0	21
05	Portakal,Elif	g	1-4	0-3	0-0	0	3	3	0	2	0	3	0	0	21
23	Thomas,Jalaysha	g	3-5	1-3	0-0	3	9	12	1	7	0	0	0	0	19
24	Hayes,Mikayla	g	2-6	1-2	4-6	2	2	4	2	9	0	0	0	0	14
Team						2	1	3							
Totals			30-61	17-39	13-15	16	42	58	11	90	21	17	0	2	200

1st - FG %: 9-21 42.9% 2nd: 6-14 42.9% 3rd: 10-15 66.7% 4th: 5-11 45.5% Game: 30-61 49.2% Deadball Rebounds 1
 3FG %: 5-13 38.5% 4-9 44.4% 6-10 60.0% 2-7 28.6%
 FT %: 1-1 100.0% 5-6 83.3% 4-4 100.0% 3-4 75.0%

Savannah State 40 • 1-4

#	Player	Total		3-Ptr		Rebounds			PF	TP	A	TO	Blk	Stl	Min
		FG-FGA	FT-FTA	FG-FGA	FT-FTA	Off	Def	Tot							
02	ALLEN,Kaylee	f	4-17	0-5	4-4	0	1	1	4	12	0	0	0	0	29
33	SOWELL,Alexxus	f	0-2	0-0	0-0	4	6	10	3	0	0	2	0	0	25
01	MATHIS,Le'Terria	g	1-6	0-0	1-2	2	1	3	1	3	1	1	0	2	17
14	RUSSELL,Praise	g	0-2	0-1	0-0	0	0	0	0	0	0	0	0	0	9
25	SCOTT,Donasia	g	2-13	0-2	0-0	1	2	3	2	4	2	1	0	5	35
03	MOTON,Heniaya	g	4-11	1-2	2-2	1	2	3	1	11	1	2	0	1	23
12	GRAY,Jalea	g	2-3	0-0	1-2	0	0	0	2	5	0	0	0	0	14
22	FARMER,Nadia	g	1-7	1-5	1-2	0	0	0	0	4	0	0	0	0	21
32	BARTLETT,Jazmine	g	0-1	0-0	0-0	0	0	0	1	0	0	1	0	0	8
44	VANCE,Kayla	g	0-1	0-0	1-2	3	0	3	4	1	0	0	0	0	11
55	GALLISHAW,Sabree	g	0-1	0-1	0-0	0	0	0	0	0	0	0	0	0	8
Team						0	4	4							
Totals			14-64	2-16	10-14	11	16	27	18	40	4	9	0	8	200

1st - FG %: 3-16 18.8% 2nd: 1-14 7.1% 3rd: 4-17 23.5% 4th: 6-17 35.3% Game: 14-64 21.9% Deadball Rebounds 1
 3FG %: 0-6 0.0% 0-2 0.0% 1-4 25.0% 1-4 25.0%
 FT %: 0-0 0.0% 4-6 66.7% 3-4 75.0% 3-4 75.0%

Officials: Stephanie Barksdale, Bonnie Pettus, Josh Howell
 Technical fouls: Florida-None. Savannah State-None.
 Attendance:

Score by periods	1st	2nd	3rd	4th	Total
Florida	24	21	30	15	90
Savannah State	6	6	12	16	40

Points	In Paint	Off T/O	2nd Chance	Fast Break	Bench
UF	20	14	15	8	20
SSU	16	11	5	4	21

Last FG - UF 4th-04:20, SSU 4th-01:23.
 Largest lead - UF by 58 4th-07:54, SSU None.
 UF led for 39:25. SSU led for 00:00. Game was tied for 00:35.

Game 6: Florida 90, Savannah State 40 (Savannah Invitational) November 23, 2017 * Savannah Civic Center * Savannah, Ga.

It sure didn't look like a team that was playing its third game in three days, as Florida used another record-setting, long-range performance and **Delicia Washington's** triple-double to defeat Savannah State, 90-40, in the final game of the Savannah Invitational played at the Savannah Civic Center Thanksgiving evening.

With 6:57 remaining in the game, Washington found senior **Haley Lorenzen** under the basket where she finished the play and helped complete just the third triple-double in program history. Washington finished the game with 12 points, 12 rebounds and 10 assists, joining Gator All-Americans and WNBA first-round draft picks DeLisha Milton and Vanessa Hayden as the only others to accomplish the feat.

There were a number of individual milestones and accomplishments during the game and the majority of those contributed toward Florida sinking 17 three-pointers, passing the old standard of 15 the team recorded against Richmond two days ago.

Sophomore **Sydney Searcy** led all scorers with a career-high 20 points, thanks in part to a 6-of-12 effort from the three-point arc, as UF converted 17-of-39 on the night. Searcy had tied her then-career best of 11 points in last night's game against Stetson.

Lorenzen finished with 18 points and eight boards, while **Paulina Hersler** added 17 points and nine rebounds.

Freshman **Jalaysha Thomas** collected a career-high and team-high-tying 12 rebounds along with seven points, as the Gators outrebounded the Tigers, 58-27.

How it Happened
 Florida scored the first seven points of the game and took leads of 16-2 and 22-4 in the first quarter and never looked back.

Four different Gators combined for a 9-of-22 three-point effort during the initial half, with Searcy leading the way with a 4-of-6 performance and bested her career-high with 14 points during those first 20 minutes.

Savannah State had just five turnovers in the first half, but could only convert 13.3 percent (4-20) of its shots from the floor.

- 3 Triple-Doubles**
- Delicia Washington recorded the third triple-double in program history with 12 points, 12 rebounds and 10 assists.
 - The others were posted by All-Americans DeLisha Milton vs. Bethune-Cookman on Feb. 2, 1994 (11 points, 11 rebounds, 10 steals); and Vanessa Hayden vs. Kent State on Dec. 12, 2001 (17 points, 12 rebounds, 10 blocks)

- Milestones Topped During the Game**
- Haley Lorenzen scored her 900th career point
 - Delicia Washington scored her 400th career point and collected her 200th career rebound
 - Paulina Hersler scored her 300th career point
 - Sydney Searcy scored her 100th career point
 - Dyandria Anderson collected her 300th career rebound

- Numbers of Note**
- For the second time in three days, Florida reset its three-point record book. The Gators knocked down 15 against Richmond on Tuesday before tonight's 17 treys
 - Six different Gators hit at least one three-pointer, including freshmen forwards Jalaysha Thomas and Mikayla Hayes
 - All nine Gators who dressed out for the game, scored in the game
 - UF dished 21 assists on 30 field goals.
 - This was the third time in six games the G

2017-18 Florida Final Box Scores & Recaps

Official Basketball Box Score -- Game Totals -- Final Statistics Jacksonville vs Florida 11/28/17 7 pm ET at Gainesville, FL (Exactech Arena)

Jacksonville 59 • 4-3

#	Player	Total		3-Ptr		Rebounds			PF	TP	A	TO	Blk	Stl	Min
		FG	FGA	FG	FGA	Off	Def	Tot							
15	GORDON, Kayla	f	3-10	0-0	1-2	6	7	13	3	7	1	2	1	2	33
04	BUE, Brandi	g	9-19	1-5	6-6	2	2	4	4	25	3	3	0	1	33
05	TEAGUE, Naqaiyyah	g	5-14	0-2	2-2	2	1	3	2	12	0	3	1	0	33
11	NEVITT, Shakayla	g	0-6	0-3	0-0	1	1	2	0	0	0	1	0	1	22
24	BROWN, Jasmyn	g	4-6	2-3	0-0	1	0	1	0	10	1	2	0	0	34
01	WALKER, Trudy	g	0-0	0-0	0-0	0	0	0	0	0	0	0	0	0	1
03	HAYES, Rolanda	g	0-0	0-0	0-0	0	0	0	1	0	0	0	0	0	1
14	PIERCE, Alexis	g	2-4	1-1	0-0	2	2	4	2	5	1	3	0	2	19
21	JOHN, Lindsay	g	0-0	0-0	0-0	0	1	1	0	0	0	1	0	0	9
23	BROWN, Khadijah	g	0-1	0-0	0-0	0	2	2	2	0	0	0	0	0	7
32	BENDER, Amber	g	0-0	0-0	0-0	0	2	2	0	0	0	1	0	0	3
44	SALTER, LaKaris	g	0-3	0-3	0-0	0	0	0	0	0	0	0	0	0	5
Team						0	3	3							
Totals			23-63	4-17	9-10	14	19	33	14	59	6	17	2	6	200

1st - FG %:	4-12	33.3%	2nd: 5-15	33.3%	3rd: 5-14	35.7%	4th: 9-22	40.9%	Game: 23-63	36.5%	Deadball	
3FG %:	0-2	0.0%	1-5	20.0%	2-4	50.0%	1-6	16.7%	4-17	23.5%	Rebounds	0
FT %:	2-2	100.0%	0-0	0.0%	2-2	100.0%	5-6	83.3%	9-10	90.0%		

Florida 69 • 4-3

#	Player	Total		3-Ptr		Rebounds			PF	TP	A	TO	Blk	Stl	Min
		FG	FGA	FG	FGA	Off	Def	Tot							
12	Hersler,Paulina	f	3-8	1-1	0-0	2	4	6	4	7	2	4	1	2	33
44	Lorenzen,Haley	f	9-15	1-2	1-2	6	5	11	2	20	0	2	0	0	34
00	Washington,Delicia	g	5-14	0-3	2-6	2	7	9	3	12	7	2	0	0	31
03	Nakkasoglu,Funda	g	2-11	0-6	2-2	0	3	3	2	6	2	6	0	0	32
11	Anderson,Dyandria	g	7-10	2-4	0-0	3	4	7	1	16	1	2	0	1	30
05	Portakal,Elif	g	0-0	0-0	0-0	0	0	0	0	0	0	0	0	0	3
15	Searcy,Sydney	g	2-4	2-2	0-0	1	0	1	2	6	1	1	0	2	23
23	Thomas,Jalaysha	g	1-1	0-0	0-0	1	2	3	0	2	1	0	0	0	11
24	Hayes,Mikayla	g	0-0	0-0	0-0	0	1	1	0	0	0	0	1	0	3
Team						3	1	4							
Totals			29-63	6-18	5-10	18	27	45	14	69	14	17	2	5	200

1st - FG %:	6-17	35.3%	2nd: 8-17	47.1%	3rd: 7-13	53.8%	4th: 8-16	50.0%	Game: 29-63	46.0%	Deadball	
3FG %:	2-7	28.6%	1-4	25.0%	1-5	20.0%	2-2	100.0%	6-18	33.3%	Rebounds	2
FT %:	0-0	0.0%	2-2	100.0%	2-4	50.0%	1-4	25.0%	5-10	50.0%		

Officials: Laura C. Morris, Michael McConnell, Luis Gonzalez
 Technical fouls: Jacksonville-PIERCE, Alexis. Florida-Washington,Delicia.
 Attendance: 1009

Score by periods	1st	2nd	3rd	4th	Total
Jacksonville	10	11	14	24	59
Florida	14	19	17	19	69

Points In Off 2nd Fast
 Paint T/O Chance Break Bench
 JU 22 16 5 2 5
 UF 36 19 26 7 8

Score tied - 0 times.
 Lead changed - 0 times.

Game 7: Florida 69, Jacksonville 59
November 28, 2017 * Exactech Arena at the O'Connell Center * Gainesville, FL
 Led by Haley Lorenzen's third double-double of the season, Florida earned its second straight victory after defeating Jacksonville, 69-59, at Exactech Arena at the Stephen C. O'Connell Center Tuesday evening.

Fresh off a big 40-point win on Thanksgiving, the Gators (4-3) wasted no time getting to the basket and opening an early 7-0 lead over the Dolphins (4-3). Jacksonville was able to trim the Gators lead to three, before a triple from **Dyandria Anderson** extended the lead back to six. The Gators remained in control the rest of the quarter, going into the second with a 14-10 advantage.

In the second quarter, Florida got into a rhythm offensively and slowly began to extend its four-point advantage. After taking a seven-point lead, 21-14, the Gators got it done both offensively and defensively as they went on a 13-7 run over the final eight minutes of the half, taking a 33-21 lead into the locker room.

Florida began to open the game up in the third quarter, scoring the first eight points of the half, and grabbing a 22-point lead, 45-23. Over the next few possessions, the Gators and Dolphins traded scores to make it 50-30 before Jacksonville scored the final five points of the quarter to cut the Gators lead to 15 heading into the fourth.

In the final quarter Florida was able to start strong, regaining its 20-point lead at 57-37 before Jacksonville began to turn up the pressure. With the score at 61-44 the Dolphins began to make a run, scoring 13 of the next 17 points and trimming the Gators lead to eight. The Gators, though, proved to be too strong in the final minutes, earning their fourth win of the young season.

Florida's win against Savannah State was a record-setting three-point shooting affair, as the Gators hit a program-record 17 treys. During tonight's game, Florida was 6-of-18 from long range, but scored 36 of its points in the paint and enjoyed a 26-5 advantage in second-chance points thanks in part to a 45-33 rebounding edge.

Coach Cameron Newbauer on the game against Jacksonville
 "Liked the game because we knew Jacksonville is a very tough, gritty, hardnosed team. Coach Yo does a great job getting those kids to play hard. Those young ladies are relentless in everything they do. They gave us a lot if fits tonight. Forced us to have to finish it strong at the end."

"I think we learned from some of the mistake we made but anytime you go plus 12 on the glass, 18 offensive rebounds, 26 second chance points. I think we did a good job capitalizing on those offensive rebounds that we got."

- Gator Notables**
- Three Gators scored in double figures: Lorenzen (20), Anderson (16) and **Delicia Washington** (12)
 - The Gators shot 46 percent from the field and 33 percent (6-18) from behind the arc
 - Florida improved to 4-1 all-time against Jacksonville, and 4-0 at home
 - Lorenzen reached two milestones in points and rebounds. With her 20 points she passed 925 for her career, currently has 937, and with her 11 rebounds surpasses 525 in her career, currently has 527
 - Anderson eclipsed 300 career rebounds with her seven boards against Jacksonville
 - The Gators have hit a three-pointer in every game this season
 - Lorenzen has scored in 97 straight games

Official Basketball Box Score -- Game Totals -- Final Statistics Florida vs Oklahoma 12/3/17 2 p.m. at Lloyd Noble Center (Norman, Okla.)

Florida 80 • 5-3

#	Player	Total		3-Ptr		Rebounds			PF	TP	A	TO	Blk	Stl	Min
		FG	FGA	FG	FGA	Off	Def	Tot							
12	Hersler,Paulina	f	3-9	1-4	2-3	1	3	4	3	9	0	0	0	0	25
44	Lorenzen,Haley	f	1-4	0-0	5-8	5	6	11	4	7	1	6	0	0	30
00	Washington,Delicia	g	4-12	1-4	2-3	2	13	15	4	14	4	5	0	3	32
03	Nakkasoglu,Funda	g	7-15	4-9	6-7	0	4	4	0	24	4	5	0	1	37
11	Anderson,Dyandria	g	8-11	6-7	7-9	2	6	8	0	29	4	1	0	0	35
05	Portakal,Elif	g	0-0	0-0	0-0	0	0	0	0	0	0	0	0	0	1
15	Searcy,Sydney	g	0-2	0-1	0-0	1	1	2	0	0	2	1	0	0	15
23	Thomas,Jalaysha	g	0-1	0-1	0-0	1	6	7	2	0	1	2	0	0	20
24	Hayes,Mikayla	g	0-1	0-0	0-0	0	1	1	1	0	0	0	0	0	5
Team						3	1	4							
Totals			23-55	12-26	22-30	15	41	56	14	80	16	21	0	4	200

1st - FG %:	5-15	33.3%	2nd: 5-12	41.7%	3rd: 3-11	27.3%	4th: 10-17	58.8%	Game: 23-55	41.8%	Deadball	
3FG %:	3-7	42.9%	3-8	37.5%	2-5	40.0%	4-6	66.7%	12-26	46.2%	Rebounds	7
FT %:	3-5	60.0%	4-7	57.1%	6-6	100.0%	9-12	75.0%	22-30	73.3%		

Oklahoma 61 • 3-4

#	Player	Total		3-Ptr		Rebounds			PF	TP	A	TO	Blk	Stl	Min
		FG	FGA	FG	FGA	Off	Def	Tot							
03	Simpson,Mandy	f	0-3	0-0	0-0	1	0	1	2	0	0	2	0	0	9
00	Pierre-Louis,Vionise	c	1-8	0-0	2-3	1	2	3	2	4	0	1	1	1	27
01	Williams,LaNesia	g	4-11	1-2	0-0	2	0	2	0	9	0	0	0	1	21
12	Penzo,Gileysa	g	0-0	0-0	0-0	0	1	1	2	0	2	0	0	1	10
21	Ortiz,Gabbi	g	0-8	0-3	0-0	0	5	5	2	0	1	0	0	2	40
14	Pellington,Shaina	g	11-17	0-0	0-2	2	0	2	3	22	2	1	0	1	26
22	Llanusa,Ana	g	5-15	1-8	2-3	2	2	4	4	13	0	2	0	1	23
23	Manning,Maddie	g	5-15	1-7	0-0	1	5	6	3	11	2	1	2	3	34
24	Odimgbe,Ijeoma	g	1-1	0-0	0-0	2	1	3	2	2	0	0	0	0	10
Team						2	2	4							
Totals			27-78	3-20	4-8	13	18	31	20	61	7	7	3	10	200

1st - FG %:	6-17	35.3%	2nd: 5-17	29.4%	3rd: 1-7	14.3%	4th: 10-27	37.0%	Game: 27-78	34.6%	Deadball	
3FG %:	1-6	16.7%	0-2	0.0%	1-5	20.0%	1-7	14.3%	3-20	15.0%	Rebounds	1
FT %:	0-0	0.0%	0-0	0.0%	4-4	100.0%	0-4	0.0%	4-8	50.0%		

Officials: Brenda Pantoja, Brian Hall, Roy Gulbeyan
 Technical fouls: Florida-None. Oklahoma-None.
 Attendance: 2992
 2017 Big 12/SEC Challenge

Score by periods	1st	2nd	3rd	4th	Total
Florida	16	17	14	33	80
Oklahoma	13	10	17	21	61

Points In Off 2nd Fast
 Paint T/O Chance Break Bench
 OU 34 16 4 2 48

Score tied - 4 times.
 Lead changed - 5 times.

Game 8: Florida 80, Oklahoma 61 December 3, 2017 * Lloyd Noble Center * Norman, OK

Senior **Dyandria Anderson** scored a career-high 29 points, **Delicia Washington** posted a double-double and presented first-year Florida head coach **Cameron Newbauer** with his first signature victory after a resounding 80-61 win at Oklahoma at Lloyd Noble Center Sunday afternoon.

The Gators, who did their part in representing the league at the week-long Big12-SEC Challenge, handed the Sooners their largest non-conference home loss since 2004.

Anderson scored 17 of her game and career-high 29 points during the first half when she hit 4-of-5 three-pointers and led Florida to a 33-23 lead, eventually converting 6-of-7 from long range in addition to 8-of-11 overall and 7-of-9 from the free throw line.

Washington finished with 11 points and a career-best 15 rebounds for her second double-double of her career, which does not include the triple-double she posted earlier this season.

Funda Nakkasoglu posted 24 points, as she and Anderson took turns from beyond the arc with the Gator junior converting 4-of-9 from deep and 6-of-7 from the line. It was her 32nd career game scoring in the 20s.

Haley Lorenzen was guided tightly inside all evening but came up with 11 rebounds along with seven points, as five of her board were on the offensive end that helped UF score 14 of its points.

How it Happened
 The lead changed hands five times and the score was tied three additional times during the first quarter, when Florida (5-3) held a 16-13 edge when the horn sounded.

Oklahoma (3-4) began the second quarter with a 4-1 spurt and tied the game for a fourth time, now at 17 with 8:44 remaining. Anderson responded with back-to-back three-pointers. Ana Llanusa came off the bench for a three that brought the Sooners back within three, 25-21, but that's the closest they would get for the rest of the game, as Nakkasoglu's driving layup sparked a 10-2 run and the Gators jumped out to a 35-23 lead just 52 seconds into the third quarter.

The teams traded buckets for the next seven minutes before Shaina Pellington, who finished with a team-high 22 points, scored four straight and cut UF's lead to seven, 47-40, with second seconds remaining in the third.

Paulina Hersler, who scored nine points for the Gators, was fouled attempting a three-pointer and knocked down a pair from the line to start the fourth quarter's scoring.

Nakkasoglu followed with a three and the lead was back to double-figures.

The teams again exchanged scores before LaNesia Williams hit a three for OU. Washington

2017-18 Florida Final Box Scores & Recaps

Official Basketball Box Score -- Game Totals -- Final Statistics #12 Ohio State vs Florida 12/06/17 5:30 pm ET at Gainesville, FL (Exactech Arena)

#12 Ohio State 103 • 9-2

#	Player	Total		3-Ptr		Rebounds			PF	TP	A	TO	Blk	Stl	Min
		FG-FGA	FT-FTA	FG-FGA	FT-FTA	Off	Def	Tot							
01	Mavunga,Stephanie	f	8-11	0-1	0-0	3	6	9	3	16	0	2	3	1	25
03	Mitchell,Kelsey	g	12-22	4-9	2-2	0	1	1	1	30	1	3	0	5	30
04	Calhoun,Sierra	g	5-9	3-6	8-8	0	1	1	1	21	2	0	1	1	31
15	Harper,Linnae	g	8-15	1-3	1-1	4	5	9	3	18	2	2	0	2	29
20	Doss,Asia	g	5-9	1-4	3-4	0	3	3	2	14	2	1	0	2	34
12	Jayaraman,Savitha	g	0-0	0-0	0-0	0	0	0	0	0	0	0	0	0	3
14	Cronin,Karlie	g	0-0	0-0	0-0	0	0	0	0	0	0	0	0	0	3
22	Hart,Alexa	g	1-1	0-0	0-0	0	2	2	2	2	0	1	2	0	17
24	Waterman,Makayla	g	1-5	0-1	0-0	0	2	2	2	2	0	0	0	2	20
33	Caretti,Jensen	g	0-2	0-1	0-0	0	2	2	0	0	0	1	0	0	8
	Team					3	1	4							
	Totals		40-74	9-25	14-15	10	23	33	14	103	7	10	6	13	200

1st - FG %:	13-24	54.2%	2nd - 8-17	47.1%	3rd - 8-17	47.1%	4th - 11-16	68.8%	Game - 40-74	54.1%	Deadball	
3FG %:	5-12	41.7%	2-6	33.3%	3-5	60.0%	0-2	0.0%	9-25	36.0%	Rebounds	
FT %:	0-0	0.0%	2-4	100.0%	7-7	100.0%	5-6	83.3%	14-15	93.3%	1	

Florida 77 • 5-4

#	Player	Total		3-Ptr		Rebounds			PF	TP	A	TO	Blk	Stl	Min
		FG-FGA	FT-FTA	FG-FGA	FT-FTA	Off	Def	Tot							
12	Hersler,Paulina	f	5-13	3-7	1-1	0	6	6	1	14	1	2	0	0	27
00	Washington,Delicia	g	6-13	2-7	0-1	3	3	6	1	14	3	5	0	0	34
03	Nakkasoglu,Funda	g	5-8	2-3	4-4	0	3	3	0	16	6	5	0	0	36
11	Anderson,Dyandria	g	1-8	0-7	0-0	0	1	1	3	2	1	3	1	0	29
44	Lorenzen,Haley	g	7-14	1-2	2-2	6	5	11	2	17	3	3	0	0	32
01	Johnson,Tameria	g	0-0	0-0	0-0	1	0	1	1	0	0	0	0	0	1
05	Portakal,Elif	g	1-2	0-0	0-0	0	0	0	2	2	0	1	0	0	3
15	Searcy,Sydney	g	1-4	1-4	0-0	0	0	0	0	3	0	1	0	0	16
23	Thomas,Jalaysia	g	2-3	0-0	1-2	4	3	7	0	5	0	3	0	0	15
24	Hayes,Mikayla	g	2-3	0-0	0-0	1	2	3	1	4	0	1	0	1	7
	Team					2	1	3							
	Totals		30-68	9-30	8-10	17	24	41	11	77	14	24	1	1	200

1st - FG %:	8-18	44.4%	2nd - 7-15	46.7%	3rd - 7-17	41.2%	4th - 8-18	44.4%	Game - 30-68	44.1%	Deadball	
3FG %:	2-6	33.3%	2-7	28.6%	3-7	42.9%	2-10	20.0%	9-30	30.0%	Rebounds	
FT %:	0-1	0.0%	4-4	100.0%	4-5	80.0%	0-0	0.0%	8-10	80.0%	0	

Officials: Beverly Roberts, Bob Trammell, Cameron Inouye
Technical fouls: #12 Ohio State-None. Florida-None.
Attendance: 1512

Score by periods	1st	2nd	3rd	4th	Total
#12 Ohio State	31	20	25	27	103
Florida	18	20	21	18	77

Last FG - OSU 4th-00:16, UF 4th-00:02.
Largest lead - OSU by 35 4th-03:11, UF None.
OSU led for 39:19, UF led for 00:00, Game was tied for 00:41.

Points	In	Off	2nd	Fast	Bench
OSU	50	42	12	20	4
UF	28	11	14	2	14

Score tied - 0 times.
Lead changed - 0 times.

Game 9: No. 12 Ohio State 103, Florida 77

December 6, 2017 * Exactech Arena * Gainesville, FL

Florida committed a season-high 24 turnovers that No. 12 Ohio State converted into 42 points and took the 103-77 decision against the Gators at Exactech Arena at the Stephen C. O'Connell Center Wednesday evening.

Florida (5-4) trailed by 20 with 2:54 remaining in the second quarter, but staged a 25-11 run over the next 7:52 and the Gators were within six points, 60-54, with 5:02 left in the third. The final points of that spree coming on a four-point-play by **Paulina Hersler**.

Ohio State (9-2) countered with a 16-4 march over the next 4:06 of the game and took a 76-59 lead into the final quarter, where the Buckeyes outscored the Gators 27-18 for the final margin.

Ohio State scored the first 10 points of the game before Funda Nakkasoglu's three-pointer got Florida on the board. That pace continued during the first quarter, as the visitors held a 31-18 lead at the end of the frame.

Gator Numbers of Note

- Haley Lorenzen** scored a team-high 17 points with a game-high 11 rebounds for her fourth double-double of the season and the eighth of her career.
- Funda Nakkasoglu** scored 16 points a season-high six assists.
- Paulina Hersler** and **Delicia Washington** both scored 14 points and collected six rebounds.
- Freshman **Jalaysia Thomas** pulled down seven rebounds, four on the offensive end, in 15 minutes of action.
- Nine of the 10 Gators on the roster scored in the game, contributing 14 points and 11 rebounds.
- Dyandria Anderson** played in the 100th game of her career.

Buckeyes and the Bench

- Ohio State's Kelsey Mitchell showed why she leads the nation in scoring and finished with a game-high 30 points, connecting on 4-of-9 three-pointers and 12-22 overall from the floor. During the first quarter, Mitchell became the program's all-time leading scorer.
- Sierra Calhoun went for 21 points and hit a trio of threes for the Buckeyes, who converted 9-of-25 overall from beyond the arc.
- All five of the Buckeye starters scored in double-figures, with only four of the team's 103 points came off the bench.

Stats at a Glance

- Florida dished 14 assists on its 30 field goals.
- The Gators went 9-of-30 from the three-point arc (30.0 percent)
- Florida held the 41-33 rebound advantage that included 17 offensive boards.
- OSU's 13 steals were the most by an opponent this season.
- OSU's 103 points were the most by a Gator opponent since Indiana scored 102 on Dec. 20, 2016.

Quotes from the Court - UF Head Coach Cameron Newbauer

Opening statement:

"We fought, I thought we started off kind of shell shocked. You explain to a team what Kelsey Mitchell can do but I don't think you can fully understand it until you're on the court with her. Explosive scorer. There is a reason why she is averaging 28 points a game. So that kind of got us on our heels immediately. Did a great job fighting back, cut it to 60-54 with 4 or 5 minutes left in the third quarter and then, I'll quantify it as selfish basketball for a quick stretch there. We had a lot of possessions where we went one-on-one and went away from what we do and it really bit us in the tail; and next you thing you know the wheels kind of came off and it was out of control. Hats off to Ohio State, there is a reason why they started in the preseason top 5 or 6. Coach McGuff does a nice job, very good team that took us out of the game. I wasn't happy with our overall response as a team but we will get better from this, we'll grow from this and we will keep growing."

Official Basketball Box Score -- Game Totals -- Final Statistics Marshall vs Florida 12/10/17 1 pm ET at Gainesville, FL * Exactech Arena

Marshall 69 • 3-6

#	Player	Total		3-Ptr		Rebounds			PF	TP	A	TO	Blk	Stl	Min
		FG-FGA	FT-FTA	FG-FGA	FT-FTA	Off	Def	Tot							
00	Hamilton, Talequia	f	9-20	3-7	0-1	3	2	5	1	21	1	1	1	0	31
03	Saintigene, Ashley	f	2-7	0-0	1-2	4	2	6	5	5	1	2	1	0	21
10	Alexander, Asheika	g	5-9	1-3	0-0	2	2	4	5	11	0	1	0	3	28
15	Driver, Tana	g	3-7	2-6	0-0	2	2	4	1	8	2	1	0	0	27
23	Mayo, Kristen	g	3-6	2-2	0-0	1	2	3	1	8	2	2	0	1	27
01	Vucetic, Jovana	g	0-0	0-0	0-0	0	1	1	0	0	0	0	0	0	3
14	Gore, Shayna	g	4-13	1-5	0-0	0	1	1	2	9	3	2	0	3	28
20	Pearson, Taylor	g	2-4	0-1	0-0	0	1	1	0	4	1	2	0	2	17
24	Zhibareva, Ekaterina	g	1-4	1-2	0-0	3	1	4	5	3	0	1	0	0	18
	Team					1	7	8							
	Totals		29-70	10-26	1-3	16	21	37	20	69	10	12	2	9	200

1st - FG %:	6-17	35.3%	2nd - 6-13	46.2%	3rd - 7-22	31.8%	4th - 10-18	55.6%	Game - 29-70	41.4%	Deadball	
3FG %:	3-10	30.0%	2-6	33.3%	1-4	25.0%	4-6	66.7%	10-26	38.5%	Rebounds	
FT %:	0-0	0.0%	0-0	0.0%	0-1	0.0%	1-2	50.0%	1-3	33.3%	1	

Florida 74 • 6-4

#	Player	Total		3-Ptr		Rebounds			PF	TP	A	TO	Blk	Stl	Min
		FG-FGA	FT-FTA	FG-FGA	FT-FTA	Off	Def	Tot							
12	Hersler,Paulina	f	4-7	1-2	3-6	0	4	4	1	12	0	1	0	0	29
44	Lorenzen,Haley	f	2-3	0-0	2-2	2	7	9	1	6	5	2	0	2	32
00	Washington,Delicia	g	2-8	1-4	5-8	3	3	6	1	10	5	4	0	1	36
03	Nakkasoglu,Funda	g	5-14	4-12	3-4	1	1	2	1	17	1	0	0	0	37
11	Anderson,Dyandria	g	5-12	5-10	3-4	1	2	3	2	18	4	2	0	2	32
01	Johnson,Tameria	g	0-0	0-0	0-0	0	0	0	0	0	0	0	0	0	0+4
05	Portakal,Elif	g	1-1	1-1	0-0	0	0	0	0	3	0	0	0	0	3
15	Searcy,Sydney	g	1-6	1-6	0-0	0	1	1	2	3	2	2	0	0	12
23	Thomas,Jalaysia	g	1-2	0-0	1-1	2	4	6	2	3	0	0	0	0	9
24	Hayes,Mikayla	g	1-2	0-0	0-0	1	0	1	0	2	1	2	0	0	10
	Team					3	4	7							
	Totals		22-55	13-35	17-25	13	26	39	10	74	18	14	0	5	200

1st - FG %:	5-12	41.7%	2nd - 8-19	42.1%	3rd - 7-13	53.8%	4th - 2-11	18.2%	Game - 22-55	40.0%	Deadball	
3FG %:	3-5	60.0%	3-10	30.0%	6-11	54.5%	1-9	11.1%	13-35	37.1%	Rebounds	
FT %:	3-4	75.0%	2-2	100.0%	9-16	56.3%			17-25	68.0%	7	

Officials: Douglas Knight, Chaney Muench, Jody Cantrell
Technical fouls: Marshall-None. Florida-None.
Attendance: 1008

MU#10 A.Saintigene fouls out at 2:19(4), MU#3 A.Alexander at 0:11(9)
MU#24 E.Zhibareva at 0:00(7(4))

Score by periods	1st	2nd	3rd	4th	Total
Marshall	15	14	15	25	69
Florida	16	22	22	14	74

Last FG - MAR 4th-00:12, UF 4th-02:48.
Largest lead - MAR by 6 1st-05:48, UF by 20 3rd-04:48.
MAR led for 05:13, UF led for 30:58, Game was tied for 03:49.

Game 10: Florida 74, Marshall 69

December 10, 2017 * Exactech Arena * Gainesville, FL

The Gators may have tried to start their 11-day break from games about 15 minutes too early, as Florida was forced to withstand a furious Marshall rally to earn a 74-69 win at Exactech Arena at the Stephen C. O'Connell Center Sunday afternoon.

The Gators (6-4) slowly built a 54-34 lead with 4:48 remaining in the third quarter, before Marshall (3-6) ripped off a 33-14 run that had the Herd within one, 68-67, with 1:06 to go in the game.

2017-18 Florida Final Box Scores & Recaps

Official Basketball Box Score -- Game Totals -- Final Statistics Chattanooga vs Florida 12/20/17 12 Noon ET at Gainesville, FL (Exactech Arena)

Chattanooga 65 • 8-4

#	Player	Total		3-Ptr		Rebounds			PF	TP	A	T	Blk	Stl	Min
		FG	FGA	FG	FGA	Off	Def	Tot							
04	Ariane Whitaker	c	5-8	0-0	0-1	5	5	10	1	10	1	3	0	0	34
12	Bria Dial	g	1-8	1-6	0-0	3	4	7	3	3	1	2	3	0	37
20	Keiana Gilbert		8-19	0-2	0-0	0	6	6	2	16	6	0	0	2	40
33	Lakelyn Bouldin	g	5-13	2-5	2-2	1	2	3	3	14	1	2	0	2	32
35	Aryanna Gilbert	g	7-16	2-7	4-4	4	8	12	2	20	2	2	1	1	34
22	Shelbie Davenport		0-1	0-1	0-0	0	1	1	1	0	1	0	0	0	10
23	Brooke Burns		0-3	0-2	2-2	0	0	0	0	2	0	0	0	0	7
32	Rochelle Lee		0-1	0-0	0-0	0	0	0	0	0	0	0	0	1	6
Team						1	2	3							
Totals			26-69	5-23	8-9	14	28	42	12	65	12	9	4	7	200
1st - FG %:			6-17 35.3%	2nd: 6-18 33.3%	3rd: 9-19 47.4%	4th: 5-15 33.3%	Game: 26-69 37.7%	Deadball							
3FG %:			1-6 16.7%	1-8 12.5%	3-6 50.0%	0-3 0.0%	5-23 21.7%	Rebounds							
FT %:			0-0 0.0%	0-0 0.0%	4-5 80.0%	4-4 100.0%	8-9 88.9%	0							

Florida 60 • 6-5

#	Player	Total		3-Ptr		Rebounds			PF	TP	A	T	Blk	Stl	Min
		FG	FGA	FG	FGA	Off	Def	Tot							
12	Hersler,Paulina	f	3-11	0-5	2-2	1	4	5	2	8	2	1	0	1	31
44	Lorenzen,Haley	f	6-9	0-0	2-2	7	5	12	1	14	1	2	0	2	33
00	Washington,Delicia	g	5-18	2-7	0-1	4	9	13	1	12	2	0	0	0	32
03	Nakkasoglu,Funda	g	7-12	2-7	5-6	0	3	3	4	21	2	3	0	1	37
11	Anderson,Dyandria	g	1-7	0-6	1-1	0	6	6	1	3	1	2	0	2	33
01	Johnson,Tamera		0-0	0-0	0-0	0	0	0	0	0	1	0	0	0	4
05	Portakal,Elif		0-4	0-3	0-0	0	0	0	1	0	3	2	0	0	14
23	Thomas,Jalaysia		1-2	0-0	0-0	0	1	1	1	2	0	0	0	0	8
24	Hayes,Mikayla		0-1	0-0	0-0	1	0	1	0	0	1	1	0	0	8
Team						1	2	3							
Totals			23-64	4-28	10-12	14	30	44	11	60	11	12	1	6	200
1st - FG %:			4-13 30.8%	2nd: 9-15 60.0%	3rd: 5-19 26.3%	4th: 5-17 29.4%	Game: 23-64 35.9%	Deadball							
3FG %:			1-5 20.0%	2-5 40.0%	0-9 0.0%	1-9 11.1%	4-28 14.3%	Rebounds							
FT %:			2-2 100.0%	5-5 100.0%	2-4 50.0%	1-1 100.0%	10-12 83.3%	1							

Officials: Tina Napier, Meadow Overstreet, Bruce Morris
Technical fouls: Chattanooga-None. Florida-None.
Attendance: 1054

Score by periods	1st	2nd	3rd	4th	Total
Chattanooga	13	13	25	14	65
Florida	11	25	12	12	60

Last FG - UTC 4th-00:25, UF 4th-00:56.
Largest lead - UTC by 7 1st-01:20, UF by 10 2nd-00:01.
UTC led for 18:20. UF led for 15:03. Game was tied for 06:37.

Score tied - 7 times.
Lead changed - 8 times.

Points	In	Off	2nd	Fast	Bench
UTC	34	12	11	4	2
UF	30	10	8	4	2

Game 11: Chattanooga 65, Florida 60 [Gator Holiday Classic] December 20, 2017 * Exactech Arena * Gainesville, FL

Funda Nakkasoglu scored a game-high 21 points while Haley Lorenzen and Delicia Washington both recorded double-doubles but it wasn't enough to lift Florida past Chattanooga in a 65-60 decision in the first game of the Gator Holiday Classic.

UTC outscored Florida 10-3 in the final 2:08 of the game and that run proved to be the difference.

The Gators had erased a 55-48 deficit with 8:04 remaining and tied the game at 55 with 4:37 on the clock thanks to Dyandria Anderson's three-point-play. Nakkasoglu then sank a reverse layup for a two-point Gator lead with 3:10 on the clock.

Trailing by two with 1:47 remaining, Washington stepped up with confidence despite having hit just 3-of-12 from the field to that point before nailing a three-pointer that gave Florida a 60-59 lead with 56 seconds left.

Those were the Gators' final points, as UTC closed the game scoring the final six points, four of those from the free throw line, as the Mocs notched their fifth win over a Power 5 conference this season.

First Half was a Different Story

Florida used a 15-2 run over the final 5:42 of the second quarter to flip a 24-21 deficit into a 36-26 halftime lead.

The Gators converted 60 percent (9-15) of their shots during the second quarter when they outscored the Mocs, 25-13.

Florida also dished nine assists on its 13 total first-half field goals and enjoyed a 22-16 rebounding advantage.

UTC actually led by as many as seven points late in the first quarter and held a 13-11 lead after the first 10 minutes of play.

Numbers of Note

- There were eight lead changes and seven tied scores in the game.
- Florida totaled just four three-pointers, its fewest this season. The fourth trey, however, marked the team's 110th of the year, passing last year's entire total from deep over a 31-game span.
- The 60 total points were UF's second fewest of the year.
- UF shot 35.9 percent from the floor during the game, its second-lowest mark of the year

Individual Numbers of Note

- Nakkasoglu scored 21 points for her eighth double-figure scoring game this year, 61st of her career; it was her third time scoring in the 20s this year, 33rd time in her career
- Lorenzen finished with 14 points and 12 rebounds for her fifth double-double of the year, ninth of career; the 12 rebounds tied her career and season-high, which she's posted three times now
- Washington recorded 12 points and a game-high 13 rebounds for her second double-double this year and third of her career [totals do not include her triple-double this year]

Quotes from the Court – UF Coach Cameron Newbauer

"We have to get tougher on offensive rebounding. We gave up a lot in the second half [9 in second half]. Chattanooga out-played us. We were up 10 at halftime, playing team basketball with nine assists. Only had two assists in the second half – that is not going to win games for us. We have to play as a team and get better.

"We fought and kept playing, but why does it have to come to that every game. Every game we sit back on our heels and we don't fight earlier. We don't have an ounce of toughness to want to fight until we get punched a few times. It's frustrating and that is why we shot 36 percent overall, 14 percent from '3.' No one wants to step up and take the open shots. They closed out on us hard, but we have to take those shots because they are going to happen all year."

Official Basketball Box Score -- Game Totals -- Final Statistics Saint Joseph's vs Florida 12/21/17 12 pm ET at Gainesville, FL (Exactech Arena)

Saint Joseph's 51 • 5-7

#	Player	Total		3-Ptr		Rebounds			PF	TP	A	T	Blk	Stl	Min
		FG	FGA	FG	FGA	Off	Def	Tot							
33	FRANKLYN, Adashia	f	5-9	0-0	0-0	5	5	10	0	10	1	0	1	2	29
34	FORAVANTI, Amanda	f	2-7	0-0	0-0	1	3	4	4	4	4	0	2	0	13
12	MONAGHAN, Alyssa	g	5-14	1-5	0-0	0	0	0	0	11	2	1	0	0	31
30	VEILLEUX, Sarah	g	0-7	0-3	0-0	0	3	3	2	0	0	0	0	0	27
32	WOODS, Chelsea	g	3-7	0-0	2-2	1	5	6	2	8	2	2	0	2	22
01	FISHER, Whisper		1-1	0-0	0-0	0	0	0	1	2	0	0	0	0	3
02	ROIG, Lula		1-1	0-0	1-4	0	1	1	0	3	0	0	0	0	10
04	BAIDEN, Kristalyn		1-2	0-1	0-2	0	0	0	1	2	0	2	0	0	22
11	MARZ, Avery		0-0	0-0	2-2	0	1	1	1	2	1	3	0	0	6
13	SHEEHAN, Mary		2-6	0-3	0-0	0	0	0	0	1	4	0	0	0	16
35	CLAY, Michala		2-3	0-0	1-2	0	0	0	0	5	0	0	0	0	6
40	BELVEDERE, Candace		0-3	0-1	0-0	2	1	3	3	0	0	1	0	1	15
Team						0	5	5							
Totals			22-60	1-13	6-12	9	24	33	15	51	6	12	1	6	200
1st - FG %:			5-15 33.3%	2nd: 6-15 40.0%	3rd: 8-18 44.4%	4th: 3-12 25.0%	Game: 22-60 36.7%	Deadball							
3FG %:			1-5 20.0%	0-2 0.0%	0-2 0.0%	0-3 0.0%	1-13 7.7%	Rebounds							
FT %:			0-2 0.0%	0-0 0.0%	6-8 75.0%	6-8 75.0%	50.0%	4							

Florida 71 • 7-5

#	Player	Total		3-Ptr		Rebounds			PF	TP	A	T	Blk	Stl	Min
		FG	FGA	FG	FGA	Off	Def	Tot							
12	Hersler,Paulina	f	7-10	3-5	2-2	3	5	8	1	19	1	0	2	1	30
44	Lorenzen,Haley	f	6-14	0-1	0-0	3	7	10	2	12	1	1	0	1	24
00	Washington,Delicia	g	7-8	0-0	0-1	2	5	7	2	14	1	1	0	0	20
03	Nakkasoglu,Funda	g	3-10	2-7	2-2	0	0	0	0	10	2	3	0	1	33
11	Anderson,Dyandria	g	3-9	2-6	3-4	1	6	7	1	11	4	3	0	0	36
01	Johnson,Tamera		0-3	0-0	0-0	0	1	1	3	0	0	0	0	1	11
05	Portakal,Elif		0-3	0-1	2-2	0	2	2	2	2	4	1	0	0	20
23	Thomas,Jalaysia		0-1	0-0	0-0	1	0	1	0	0	1	0	0	0	4
24	Hayes,Mikayla		1-5	0-1	1-2	2	3	5	2	3	1	2	0	0	20
55	Stephanie Brower		0-0	0-0	0-0	0	0	0	1	0	0	0	0	0	2
Team						2	2	4							
Totals			27-63	7-21	10-13	14	31	45	14	71	15	11	2	4	200
1st - FG %:			7-19 36.8%	2nd: 6-15 40.0%	3rd: 7-16 43.8%	4th: 7-13 53.8%	Game: 27-63 42.9%	Deadball							
3FG %:			1-7 14.3%	2-5 40.0%	3-6 50.0%	1-3 33.3%	7-21 33.3%	Rebounds							
FT %:			0-2 0.0%	3-4 75.0%	2-2 100.0%	5-7 71.4%	10-13 76.9%	1							

Officials: Dee Kantner, Eric J Brewton, Greg Small
Technical fouls: Saint Joseph's-None. Florida-None.
Attendance: 1008

Score by periods	1st	2nd	3rd	4th	Total
Saint Joseph's	11	12	16	12	51
Florida	15	17	19	20	71

Last FG - SJU 4th-00:24, UF 4th-02:22.
Largest lead - SJU by 2 1st-09:41, UF by 24 4th-02:22.
SJU led for 00:27. UF led for 37:44. Game was tied for 01:49.

Score tied - 1 time.
Lead changed - 1 time.

Game 12: Florida 71, Saint Joseph's 51 [Gator Holiday Classic] December 21, 2017 * Exactech Arena * Gainesville, FL

Senior Haley Lorenzen posted her second double-double in as many days and helped lead Florida to a 71-51 win against Saint Joseph's on the second day of action at the Gator Holiday Classic played at Exactech Arena at the Stephen C. O'Connell Center on Thursday afternoon.

Lorenzen, who was named to the Gator Holiday Classic All-Tournament Team, finished with 12 points and 10 rebounds against the Hawks and inched closer to 1,000-point plateau as she enters the holiday break just seven points shy of the milestone.

Florida (7-5) returns to action on Wed., December 27, when the team plays host to Delaware State at 2 p.m. in its final non-conference game of the season.

All five starters recorded a double-figure scoring effort against Saint Joseph's, with Paulina Hersler logging a game and career-high 19 points along with eight rebounds. She converted 7-of-10 overall from the floor, including a 3-of-5 effort from beyond the arc and sank both free throw attempts.

Delicia Washington added 14 points – with eight of those coming in the decisive fourth quarter – on 7-of-8 shooting with seven rebounds, while Dyandria Anderson added 11 points, seven rebounds and four assists.

2017-18 Florida Final Box Scores & Recaps

Official Basketball Box Score -- Game Totals -- Final Statistics Delaware State vs Florida 12/27/17 2 pm ET at Gainesville, FL * Exactech Arena

Delaware State 51 • 1-10

#	Player	Total		3-Ptr		Rebounds			PF	TP	A	TO	Blk	Stl	Min	
		FG-FGA	FT-FTA	FG-FGA	FT-FTA	Off	Def	Tot								
20	WILLIAMS, Syonah	f	3-6	0-0	1-1	3	2	5	3	7	0	1	0	0	15	
32	SHARPE, Alycea	f	1-7	1-4	1-2	2	3	5	4	4	0	3	0	0	30	
01	JONES, Ryan	g	4-10	2-3	3-4	0	2	2	1	13	1	1	0	2	27	
21	BARBER, Keke	g	5-16	1-8	0-0	2	4	6	3	11	1	0	0	3	36	
34	ASHE, Lanayjha	g	3-13	1-6	0-0	1	2	3	2	7	1	1	0	6	36	
00	ADDISON, Genell	g	1-1	0-0	0-0	0	1	1	2	2	0	1	0	0	12	
03	CARROLL-JACKSON, Ny	g	0-3	0-2	0-0	0	0	0	0	0	0	0	0	0	7	
23	JACKSON, Arion	g	3-19	0-5	1-4	1	6	7	1	7	2	1	0	0	26	
31	BONEFONT, Asia	g	0-3	0-1	0-0	0	2	2	3	0	0	0	0	1	11	
Team																
Totals			20-78	5-29	6-11	11	24	35	19	51	5	8	0	12	200	
1st FG %:		5-20	25.0%	2nd: 4-19		21.1%	3rd: 7-20		35.0%	4th: 4-19		21.1%	Game: 20-78		25.6%	Deadball
3FG %:		0-8	0.0%	1-6		16.7%	4-8		50.0%	0-7		0.0%	5-29		17.2%	Rebounds
FT %:		0-0	0.0%	0-2		0.0%	3-4		75.0%	3-5		60.0%	6-11		54.5%	3

Florida 85 • 8-5

#	Player	Total		3-Ptr		Rebounds			PF	TP	A	TO	Blk	Stl	Min	
		FG-FGA	FT-FTA	FG-FGA	FT-FTA	Off	Def	Tot								
12	Hersler, Paulina	f	6-11	1-2	2-3	3	5	8	2	15	0	0	0	0	28	
44	Lorenzen, Haley	f	7-12	1-2	3-4	4	8	12	0	18	3	1	1	0	28	
00	Washington, Delicia	g	2-9	1-4	1-3	3	9	12	2	6	1	7	0	1	21	
13	Nakkasoglu, Funda	g	5-12	2-6	2-2	1	4	5	1	14	5	4	0	1	30	
11	Anderson, Dyandria	g	5-12	1-6	0-0	3	4	7	0	11	3	3	0	0	22	
01	Johnson, Tamera	g	0-1	0-0	2-2	1	4	5	1	2	2	3	0	1	14	
05	Portakal, Elif	g	0-3	0-3	0-0	1	0	1	2	0	1	1	0	0	10	
15	Searcy, Sydney	g	3-4	3-4	2-6	1	3	4	0	11	2	1	0	0	23	
23	Thomas, Jalaysha	g	1-1	1-1	2-2	0	5	5	0	5	0	0	0	0	10	
24	Hayes, Mikayla	g	1-2	0-1	1-2	1	3	4	1	3	0	1	0	0	10	
55	Brower, Stephanie	g	0-1	0-0	0-2	0	1	1	2	0	0	0	0	0	4	
Team																
Totals			30-68	10-29	15-26	19	49	68	11	85	17	21	1	3	200	
1st FG %:		7-18	38.9%	2nd: 12-18		66.7%	3rd: 6-15		40.0%	4th: 5-17		29.4%	Game: 30-68		44.1%	Deadball
3FG %:		4-11	36.4%	2-5		40.0%	0-6		0.0%	4-7		57.1%	10-29		34.5%	Rebounds
FT %:		4-4	100.0%	2-8		25.0%	7-9		77.8%	2-5		40.0%	15-26		57.7%	6

Officials: Mark Zentz, Denise Brooks, Dawn Marsh
Technical fouls: Delaware State-None, Florida-None.
Attendance: 1206

Score by periods	1st	2nd	3rd	4th	Total
Delaware State	10	9	21	11	51
Florida	22	28	19	16	85

Last FG - DSUW 4th-03:41, UF 4th-04:13.
Largest lead - DSUW None, UF by 37 4th-04:51.
DSUW led for 00:00, UF led for 39:50. Game was tied for 00:10.

Points	In	Off	2nd	Fast	Bench
DSUW	Paint	T/O	Chance	Break	
UF	14	16	9	10	9
	32	7	16	4	21

Score tied - 0 times.
Lead changed - 0 times.

Official Basketball Box Score -- Game Totals -- Final Statistics Florida vs Auburn 12/31/17 3:05 pm at Auburn Arena -- Auburn, Ala.



Florida 55 • 8-6, 0-1 SEC

#	Player	Total		3-Ptr		Rebounds			PF	TP	A	TO	Blk	Stl	Min	
		FG-FGA	FT-FTA	FG-FGA	FT-FTA	Off	Def	Tot								
12	Hersler, Paulina	f	4-5	1-2	3-3	3	6	9	2	12	0	6	0	1	31	
44	Lorenzen, Haley	f	0-3	0-0	0-0	1	5	6	2	0	4	3	1	0	27	
00	Washington, Delicia	g	3-10	0-4	3-6	2	5	7	4	9	1	4	0	0	26	
03	Nakkasoglu, Funda	g	4-11	2-6	5-6	1	1	2	3	15	2	7	0	0	36	
11	Anderson, Dyandria	g	3-8	2-5	1-2	2	4	6	1	9	2	5	0	2	35	
01	Johnson, Tamera	g	0-0	0-0	0-0	0	0	0	0	0	0	0	0	0	0+	
05	Portakal, Elif	g	0-1	0-0	0-0	0	0	0	0	0	0	0	0	0	1	
15	Searcy, Sydney	g	3-5	1-3	1-3	0	2	2	2	8	0	2	0	0	22	
23	Thomas, Jalaysha	g	0-0	0-0	0-0	0	1	1	0	0	0	0	0	0	5	
24	Hayes, Mikayla	g	1-2	0-0	0-2	1	1	2	2	2	0	1	1	0	17	
Team																
Totals			18-45	6-20	13-22	12	25	37	16	55	9	28	2	3	200	
1st FG %:		7-14	50.0%	2nd: 5-11		45.5%	3rd: 5-13		38.5%	4th: 1-7		14.3%	Game: 18-45		40.0%	Deadball
3FG %:		1-6	16.7%	3-4		75.0%	1-7		14.3%	1-3		33.3%	6-20		30.0%	Rebounds
FT %:		7-7	100.0%	1-2		50.0%	4-5		80.0%	1-8		12.5%	13-22		59.1%	4,1

Auburn 84 • 10-3, 1-0 SEC

#	Player	Total		3-Ptr		Rebounds			PF	TP	A	TO	Blk	Stl	Min	
		FG-FGA	FT-FTA	FG-FGA	FT-FTA	Off	Def	Tot								
15	Jones, Jazmine	f	4-9	0-0	1-2	7	0	7	3	9	4	0	0	2	33	
20	Thompson, Unique	f	3-16	0-0	2-4	10	2	12	3	8	1	2	0	3	29	
05	Jones, Emari	g	6-11	4-6	2-2	1	4	5	4	18	0	1	0	2	32	
14	Lewis, Tiffany	g	0-4	0-4	0-0	0	0	0	2	0	0	1	0	1	21	
33	McKay, Janiah	g	9-21	0-4	7-8	1	3	4	1	25	5	1	1	1	35	
00	Alexander, Daisa	g	9-20	3-9	0-0	0	2	2	3	21	1	1	0	1	27	
04	Jackson, Abigail	g	1-1	1-1	0-0	0	0	0	2	3	0	0	0	0	5	
12	Wright, Justice	g	0-0	0-0	0-0	0	1	1	0	0	0	0	0	0	1	
21	Lopez, Isabella	g	0-0	0-0	0-0	0	1	1	0	0	0	0	0	0	1	
23	Jones, Jessica	g	0-1	0-0	0-0	2	2	4	2	0	0	0	0	0	13	
32	Toure, Sira	g	0-0	0-0	0-0	0	0	0	0	0	0	0	0	1	3	
Team																
Totals			32-83	8-24	12-16	24	19	43	20	84	11	5	2	13	200	
1st FG %:		5-24	20.8%	2nd: 7-20		35.0%	3rd: 9-18		50.0%	4th: 11-21		52.4%	Game: 32-83		38.6%	Deadball
3FG %:		2-8	25.0%	2-9		22.2%	1-2		50.0%	3-5		60.0%	8-24		33.3%	Rebounds
FT %:		3-4	75.0%	4-6		66.7%	0-0		0.0%	5-6		83.3%	12-16		75.0%	5,1

Officials: Michael McConnell, Eric Koch, Meadow Overstreet
Technical fouls: Florida-None, Auburn-None.
Attendance: 1788

Score by periods	1st	2nd	3rd	4th	Total
Florida	22	14	15	4	55
Auburn	15	20	19	30	84

Last FG - UF 4th-08:19, AU 4th-00:27.
Largest lead - UF by 16 1st-03:19, AU by 29 4th-00:27.
UF led for 18:52, AU led for 18:07. Game was tied for 03:01.

Score tied - 2 times.
Lead changed - 3 times.

Game 13: Florida 85, Delaware State 51

December 27, 2017 * Exactech Arena * Gainesville, FL

Haley Lorenzen scored her 1,000th career point, notched her third consecutive double-double and Florida topped Delaware State, 85-51, on Wednesday at Exactech Arena at the Stephen C. O'Connor Center in the team's final non-conference game of the season.

After jumping out to a 22-10 lead in the first quarter, the Gators used a 28-9 second quarter scoring advantage to put the game away by halftime as they entered the locker room with a commanding 50-19 margin.

Lorenzen and Funda Nakkasoglu both logged 11 points during the first half when Florida (8-5) shot 52.8 percent (19-36) from the floor overall, including a 6-of-16 effort from long range. Delaware State (1-10) hit just 23.1 percent (9-39) during the first half with a 1-of-14 mark from deep.

The Lady Hornets came alive in the third quarter and outscored the Gators, 21-19, converting eight UF turnovers into seven points.

Florida returned to the long-ball for the fourth quarter, sinking 4-of-7 with Paulina Hersler, Nakkasoglu, Dyandria Anderson and Sydney Searcy each knocking down one during a one minute-45 second span early in the frame as the Gator lead swelled from 27 to 37 with 4:51 remaining.

Lorenzen led all scorers with 18 points and 12 rebounds to mark her seventh double-double this season and 11th of her career.

Hersler notched 15 points and eight rebounds, while Nakkasoglu finished with 14 points and five assists, with Anderson and Searcy both added with 11 points.

Delicia Washington had her career-long eight-game double-figure scoring streak snapped with six points on Wednesday, but did corral 12 rebounds and help Florida win the rebounding battle, 68-35.

Lorenzen Joins Scoring Club

- With 4:14 remaining in the second quarter, Lorenzen knocked down a three-pointer from the top of the arc and became the 25th Gator to score 1,000 points in a career.
- She hit the milestone during her 103rd game played and was the 21st-fastest to reach the scoring plateau.
- Lorenzen finished the game with 1,011 career points.

Numbers of Note

- Florida's 68 rebounds were the fourth-most in a game in program history and the most since collecting 70 against New Hampshire, Dec. 28, 1991.
- The Gators recorded 10 three-pointers, the sixth time for double-digit treys this season.
- Seven different Gators hit a three-pointer, paced by Searcy's 3-for-4 effort.

Quotes from the Court – UF Head Coach Cameron Newbauer - Opening Statement

"We won and took care of business. It wasn't the prettiest game. We would like to have more assists and less turnovers. It wasn't quite what we scripted but, we took care of the ball and shared it. We could have made some better decisions here and there but, 10-of-29 from three we'll take that."

"Hats off to Haley Lorenzen for getting her 1,000 point here at home. Great game for her, 18 (points) and 12 (rebounds)."

"We needed to get her some more touches inside at times. H squared, Hersler and Haley going for 30 plus and a lot of rebounds as well. Any time we are getting that kind of production from them inside, it's a good thing and no I'm not just reading the stat sheet but, I am. Now, it's on to SEC play. We have to get better and tougher right away."

Game 14: Auburn 84, Florida 55

December 31, 2017 * Auburn Arena * Auburn, AL

Florida could not have started its Southeastern Conference opener against Auburn any better and it could not have finished it any worse, as the Gators dropped an 84-55 decision at Auburn Arena on Sunday in the league openers for both schools.

The Gators jumped out to an 18-2 lead to start the game and the Tigers outscored Florida, 30-4, in the fourth quarter.

2017-18 Florida Final Box Scores & Recaps

Official Basketball Box Score -- Game Totals -- Final Statistics

Alabama vs Florida
01/04/18 7 pm ET at Gainesville, FL * Exactech Arena

Alabama 63 • 11-4, 1-1 SEC

#	Player	Total		3-Ptr		Rebounds			PF	TP	A	T	Blk	Stl	Min
		FG	FGA	FG	FGA	Off	Def	Tot							
01	Bolton, Quanetria	f	2-6	1-2	2-2	2	2	4	0	7	0	1	0	0	22
20	Williams, Ashley	f	6-11	0-0	0-0	1	4	5	2	12	1	1	0	0	27
03	Lewis, Jordan	g	2-6	0-1	0-0	1	5	6	1	4	1	3	0	0	32
11	Cook, Hannah	g	5-12	0-5	1-2	0	3	3	1	11	1	0	0	1	32
23	Wade, Shaquera	g	4-7	1-2	0-0	2	3	5	3	9	0	2	0	1	29
02	Richardson, Amber	g	0-0	0-0	0-0	0	0	0	0	0	0	1	0	0	1
05	da Silva, Alana	g	1-1	0-0	0-0	0	1	1	0	2	1	0	0	0	6
13	Knight, Coco	g	2-6	0-0	1-2	2	0	2	1	5	0	0	0	2	10
15	Knight, Meoshonti	g	0-1	0-0	0-2	0	2	2	0	0	0	0	0	0	11
25	Knight, Ashley	g	2-6	0-0	2-3	2	4	6	1	6	1	2	3	0	12
40	Walker, Jasmine	g	3-10	1-4	0-0	3	1	4	1	7	0	1	0	3	18
	Team					4	2	6							
Totals			27-66	3-14	6-11	17	27	44	10	63	5	12	3	7	200
1st - FG %:		7-18	38.9%	2nd: 7-14	50.0%	3rd: 7-21	33.3%	4th: 6-13	46.2%	Game: 27-66	40.9%	Deadball Rebounds			
3FG %:		1-3	33.3%	0-2	0.0%	2-6	33.3%	0-3	0.0%	3-14	21.4%				
FT %:		1-2	50.0%	1-3	33.3%	1-2	50.0%	3-4	75.0%	6-11	54.5%				

Florida 54 • 8-7, 0-2 SEC

#	Player	Total		3-Ptr		Rebounds			PF	TP	A	T	Blk	Stl	Min
		FG	FGA	FG	FGA	Off	Def	Tot							
12	Hersler, Paulina	f	3-10	2-6	0-0	3	6	9	1	8	1	1	1	2	35
44	Lorenzen, Haley	f	6-11	0-0	2-2	1	6	7	4	14	4	2	1	1	35
00	Washington, Delicia	g	2-10	2-5	0-0	0	6	6	4	6	4	6	0	0	33
03	Nakkasoglu, Funda	g	4-11	3-8	0-0	0	0	0	1	11	3	4	0	0	33
11	Anderson, Dyandria	g	4-11	3-8	2-2	0	0	0	2	13	3	4	1	2	35
05	Portakal, Elif	g	0-0	0-0	0-0	0	0	0	0	0	0	0	0	0	6
15	Searcy, Sydney	g	0-2	0-1	0-0	1	3	4	1	0	1	0	0	0	13
23	Thomas, Jalaysha	g	0-1	0-0	0-0	1	0	1	0	0	0	0	0	0	3
24	Hayes, Mikayla	g	1-1	0-0	0-1	1	2	3	1	2	0	0	0	0	7
	Team					4	1	5							
Totals			20-57	10-28	4-5	11	24	35	14	54	16	17	3	5	200
1st - FG %:		4-15	26.7%	2nd: 6-16	37.5%	3rd: 6-11	54.5%	4th: 4-15	26.7%	Game: 20-57	35.1%	Deadball Rebounds			
3FG %:		1-8	12.5%	5-8	62.5%	2-4	50.0%	2-8	25.0%	3-14	21.4%				
FT %:		0-1	0.0%	0-0	0.0%	2-2	100.0%	2-2	100.0%	4-5	80.0%				

Officials: Bryan Entlerline, Mark Resch, Chaney Muench
Technical fouls: Alabama-None. Florida-None.
Attendance: 1305

Score by periods	1st	2nd	3rd	4th	Total
Alabama	16	15	17	15	63
Florida	9	17	16	12	54

	Points	In Paint	Off T/O	2nd Chance	Fast Break	Bench
UF	32	18	14	4	2	20
UA	14	8	7	2	4	2

Last FG - UA 4th-01:48, UF 4th-06:39.
Largest lead - UA by 10 2nd-03:36, UF by 2 1st-09:39.
UA led for 33:25, UF led for 03:49. Game was tied for 02:46.

Score tied - 5 times.
Lead changed - 3 times.

Game 15: Alabama 63, Florida 54

January 4, 2018 * Exactech Arena * Gainesville, FL

Florida's offense in the final 5:21 of Thursday's game matched the frigid temperatures outside, as the Gators missed their final nine shots and dropped a 63-54 decision to Alabama.

The Crimson Tide (11-4, 1-1 SEC) outscored the Gators, 11-0, to end the game after Florida had erased a third quarter, double-digit deficit and took the lead.

Haley Lorenzen scored 12 of her game-high 14 points in the second half, while UF's leading scorer **Funda Nakkasoglu** scored all of her 11 points in the final 14:36 of the game.

Dyandria Anderson recorded 13 points and **Paulina Hersler** flirted with a double-double, finishing with eight points and a game-high nine rebounds.

How it Happened

Florida (8-7, 0-2 SEC) trailed by 10 points with 6:34 remaining in the third quarter and ripped off a 10-1 run with Dyandria Anderson connecting on a three and a pair of free throws to start the march before Nakkasoglu added a trey and Lorenzen capped it with a layup and 3:57 left in the frame.

Alabama closed the period on a 7-3 spurt and took a 48-42 lead into the final quarter.

Nakkasoglu, who scored all of her 11 points in the final 14:36 of the game, launched a three-pointer to start the fourth and led the Gators on a 10-2 run to take a 52-50 lead with 6:39 remaining.

Shaquera Wade came back with an inside bucket and tied the game before Lorenzen coolly converted a pair of free throws and put the Gators back on top, 56-54, with 5:21 on the clock.

Florida, however, went cold from floor from that point on, missing its final nine shots and the Tide took advantage by scoring the final 11 points and earning its first SEC win of the season.

There were three lead changes and five tied scores during the game, with three of those even scores and two of the lead changes coming in the fourth quarter.

Individual Numbers of Note

- Lorenzen was UF's leading scorer for the fifth time this year and 11th time in her career.
- Lorenzen (14 points), Anderson (13) and Nakkasoglu (11) each scored in double-digits.
- Delicia Washington scored her 500th career point during the game

Numbers of Note

- The Gators dished 16 assists with 20 made field goals.
- UF recorded its seventh game this season with double-digit three-pointers, connecting on 10-of-28 against Alabama.
- Tonight marked Florida's sixth game this season decided by 10 points or less (3-3 record in those games).
- UF's 26 first-half points was tied for the fewest this season (also 26 vs. Florida State, Nov. 17)
- This was just the third game UF has shot less than 40 percent from the floor and is now 0-3 when doing so.
- Florida committed 17 turnovers that Alabama converted into 18 points.
- Alabama collected 17 offensive rebounds and turned those into 14 points.

Quotes from the Court - UF Coach Cameron Newbauer

Opening Statement:

"Frustration – it is the exact same thing. We gave up 17 offensive rebounds. We had some bad turnovers. Had a tough turnover in transition, then two plays later had another really tough one in transition. Valuing the ball and possessions more is important. We had some bad shots at the end of the game where we had a chance to tie the game or take the lead, but it was kind of the same old, same old – which is frustrating. We have got to pick ourselves up immediately because we play a game at Ole Miss in two days. No rest for the weary."

Official Basketball Box Score -- Game Totals -- Final Statistics

Florida vs Ole Miss
01/07/18 2 p.m. at Oxford, Miss. (The Pavilion at Ole Miss)

Florida 75 • 8-8, 0-3 SEC

#	Player	Total		3-Ptr		Rebounds			PF	TP	A	T	Blk	Stl	Min
		FG	FGA	FG	FGA	Off	Def	Tot							
00	Washington, Delicia	*	3-9	0-0	3-4	1	9	10	5	9	7	3	0	1	35
03	Nakkasoglu, Funda	*	6-18	5-14	1-2	0	0	0	2	18	2	3	0	2	48
11	Anderson, Dyandria	*	5-7	2-4	0-0	2	4	6	0	12	2	6	0	1	44
12	Hersler, Paulina	*	5-12	1-7	1-3	4	7	11	3	12	1	1	0	1	42
44	Lorenzen, Haley	*	6-12	1-2	6-6	5	5	10	3	19	2	3	0	1	43
01	Johnson, Tamera	*	0-0	0-0	0-0	0	0	0	1	0	0	0	0	0	1
05	Portakal, Elif	*	0-0	0-0	0-0	0	0	0	0	0	0	0	0	0	2
15	Searcy, Sydney	*	0-7	0-5	0-2	1	2	3	0	0	0	2	0	1	20
23	Thomas, Jalaysha	*	0-0	0-0	0-0	0	1	1	0	0	1	0	0	0	6
24	Hayes, Mikayla	*	2-4	1-1	0-0	0	1	1	2	5	1	0	0	1	9
	Team					2	4	6							
Totals			27-69	10-33	11-18	15	33	48	16	75	16	18	0	8	250
1st - FG %:		5-10	50.0%	2nd: 3-14	21.4%	3rd: 6-17	35.3%	4th: 10-20	50.0%	Game: 27-69	39.1%	Deadball Rebounds			
3FG %:		2-3	66.7%	1-7	14.3%	3-8	37.5%	2-9	22.2%	10-33	30.3%				
FT %:		0-0	0.0%	2-3	66.7%	3-4	75.0%	0-1	0.0%	11-18	61.1%				

Ole Miss 78 • 11-5, 1-2 SEC

#	Player	Total		3-Ptr		Rebounds			PF	TP	A	T	Blk	Stl	Min
		FG	FGA	FG	FGA	Off	Def	Tot							
00	Nixon, Chyna	*	2-6	0-3	0-0	2	1	3	3	4	1	2	0	0	17
01	Glover, Bree	*	1-3	0-0	2-2	4	5	9	3	4	0	2	1	1	28
20	Muhammad, Madinah	*	3-23	1-13	4-4	0	2	2	1	11	9	2	0	2	41
25	Alston, Alissa	*	5-15	2-6	2-4	2	5	7	3	14	4	3	0	3	49
02	Gibson, Shelby	*	2-5	0-0	2-2	1	2	3	5	6	1	1	1	2	20
42	Hatcher, Marlee	*	0-1	0-1	0-0	0	0	0	0	0	0	0	0	0	4
10	Muhate, Cecilia	*	0-0	0-0	0-0	0	0	0	0	0	0	0	0	0	2
12	Johnson, Barbara	*	1-4	1-2	0-0	0	0	0	0	3	1	0	0	0	7
32	Rodgers, Kate	*	3-3	0-0	2-2	6	3	9	3	8	0	0	0	0	22
44	Lewis, Torri	*	4-11	4-10	0-0	0	1	1	0	12	1	2	0	1	32
55	Taylor, Promise	*	7-10	0-0	2-2	3	5	8	2	16	3	2	1	0	28
	Team					2	4	6							
Totals			28-81	8-35	14-16	20	28	48	20	78	20	14	3	9	250
1st - FG %:		7-17	41.2%	2nd: 5-17	29.4%	3rd: 6-17	35.3%	4th: 4-12	33.3%	Game: 28-81	34.6%	Deadball Rebounds			
3FG %:		2-10	20.0%	2-8	25.0%	1-4	25.0%	2-5	40.0%	8-35	22.9%				
FT %:		1-1	100.0%	2-2	100.0%	5-5	100.0%	2-4	50.0%	14-16	87.5%				

Officials: Bob Trammell, Darren McClure, Missy Brooks
Technical fouls: Florida-None. Ole Miss-None.
Attendance: 1323

Score by periods	1st	2nd	3rd	4th	OT	OT2	Total
Florida	12	9	18	22	9	5	75
Ole Miss	17	14	18	12	9	8	78

2017-18 Florida Final Box Scores & Recaps

Official Basketball Box Score -- Game Totals -- Final Statistics Kentucky vs Florida 01/11/18 7 pm ET at Gainesville, FL * Exactech Arena

Kentucky 56 • 9-9, 1-3 SEC

#	Player	Total		3-Ptr		Rebounds			PF	TP	A	T	Blk	Stl	Min
		FG	FGA	FG	FGA	Off	Def	Tot							
14	Wyatt, Tatyana	f	3-11	0-2	0-0	0	6	6	2	6	0	2	0	0	33
45	Rice, Alyssa	c	0-2	0-0	0-0	1	2	3	1	0	1	0	0	0	18
04	Morris, Maci	g	2-4	0-1	1-2	1	5	6	0	5	2	1	0	1	20
22	Cann, Makenzie	g	1-2	1-1	0-0	0	0	0	0	3	1	0	0	0	15
24	Murray, Taylor	g	8-12	2-2	1-1	3	3	6	2	19	2	2	1	3	37
02	Poffenberger, Paige	g	0-0	0-0	1-2	0	1	1	0	1	0	1	0	0	3
03	McKinney, KeKe	g	0-2	0-1	0-0	1	0	1	0	0	1	0	0	0	7
12	Paschal, Amanda	g	5-8	2-3	0-0	0	0	0	1	12	1	1	0	2	21
20	Harrison, Dorie	g	3-7	0-0	1-2	1	4	5	1	7	2	2	0	0	22
32	Roper, Jaida	g	1-7	1-2	0-0	1	5	6	1	3	1	2	0	0	24
Team						2	0	2							
Totals			23-55	6-12	4-7	10	26	36	8	56	10	12	1	6	200

1st - FG %: 5-15 33.3% 2nd: 4-13 30.8% 3rd: 7-15 46.7% 4th: 7-12 58.3% Game: 23-55 41.8% Deadball Rebounds 3
3FG %: 1-3 33.3% 1-3 33.3% 1-2 50.0% 3-4 75.0% 6-12 50.0% 5-21 23.8%
FT %: 0-0 0.0% 0-0 0.0% 1-2 50.0% 3-5 60.0% 4-7 57.1%

Florida 53 • 8-9, 0-4 SEC

#	Player	Total		3-Ptr		Rebounds			PF	TP	A	T	Blk	Stl	Min
		FG	FGA	FG	FGA	Off	Def	Tot							
12	Hersler, Paulina	f	7-13	3-8	2-2	3	5	8	0	19	1	0	0	1	34
44	Lorenzen, Haley	f	4-9	1-1	0-0	2	8	10	3	9	1	1	0	2	32
00	Washington, Delicia	g	1-8	1-4	0-0	5	4	9	2	3	4	5	0	1	32
03	Nakkasoglu, Funda	g	3-15	2-10	0-0	1	0	1	1	8	2	1	1	1	33
11	Anderson, Dyandria	g	4-10	2-8	0-0	0	3	3	1	10	5	1	0	0	33
01	Johnson, Tameria	g	0-0	0-0	0-0	1	0	1	1	0	0	0	0	0	0+
05	Portakal, Elif	g	0-1	0-1	0-0	0	0	0	0	0	0	0	0	0	2
15	Searcy, Sydney	g	1-3	1-3	0-0	1	0	1	0	3	1	3	0	0	20
23	Thomas, Jalaysha	g	0-0	0-0	0-0	1	0	1	0	0	0	0	0	0	2
24	Hayes, Mikayla	g	0-2	0-1	1-2	1	0	1	2	1	1	0	0	0	12
Team						1	2	3							
Totals			20-61	10-36	3-4	16	22	38	10	53	15	13	3	5	200

1st - FG %: 4-17 23.5% 2nd: 3-13 23.1% 3rd: 7-14 50.0% 4th: 6-17 35.3% Game: 20-61 32.8% Deadball Rebounds 0
3FG %: 2-8 25.0% 0-7 0.0% 7-12 58.3% 1-9 11.1% 10-36 27.8% 6-31 19.4%
FT %: 0-0 0.0% 2-2 100.0% 0-0 0.0% 1-2 50.0% 3-4 75.0%

Officials: Billy Smith, Brian Garland, Maj Forsberg

Technical fouls: Kentucky-None, Florida-None.

Attendance: 1509

Score by periods	1st	2nd	3rd	4th	Total
Kentucky	11	9	16	20	56
Florida	10	8	21	14	53

	In	Off	2nd	Fast	Bench
Points	22	11	13	6	23
Paint	18	17	9	2	4
UK					
UF					
Score tied - 3 times.					
Lead changed - 8 times.					

Last FG - UK 4th-00:54, UF 4th-00:06.
Largest lead - UK by 9 1st-04:08, UF by 7 3rd-06:37.
UK led for 22:57, UF led for 14:53. Game was tied for 02:10.

Official Basketball Box Score -- Game Totals -- Final Statistics LSU vs Florida 01/14/18 1 pm ET at Gainesville, FL * Exactech Arena

LSU 66 • 11-5, 3-2 SEC

#	Player	Total		3-Ptr		Rebounds			PF	TP	A	T	Blk	Stl	Min
		FG	FGA	FG	FGA	Off	Def	Tot							
05	MITCHELL, Ayana	f	6-9	0-0	0-0	4	9	13	4	12	5	4	0	3	36
24	AIFUWA, Faustine	c	3-7	0-0	0-2	2	2	4	2	6	1	1	3	0	22
00	JACKSON, Chloe	g	7-18	3-7	6-7	0	4	4	4	23	3	2	1	2	38
11	LOUIS, Raigyne	g	2-5	0-3	0-0	0	1	1	5	4	0	0	0	18	
13	RICHARD-HARRIS, J.	g	1-6	0-4	0-0	0	4	4	1	2	3	3	0	1	33
02	NORTON, Shanice	g	1-2	0-0	0-0	1	1	2	0	2	0	0	0	0	6
03	POINTER, Khayla	g	6-11	2-5	3-3	2	3	5	3	17	3	2	0	2	33
10	PATTERSON, Dekeriya	g	0-1	0-1	0-0	1	0	1	1	0	1	0	0	0	3
15	BIDIKUJINDILA, Y.	g	0-0	0-1	0-0	1	1	2	0	0	0	2	0	0	7
44	NEUBERT, Tatum	g	0-2	0-1	0-0	0	0	0	0	0	0	1	0	0	4
Team						0	3	3							
Totals			26-61	5-21	9-12	11	28	39	20	66	15	16	4	8	200

1st - FG %: 7-17 41.2% 2nd: 6-14 42.9% 3rd: 9-18 50.0% 4th: 4-12 33.3% Game: 26-61 42.6% Deadball Rebounds 2,1
3FG %: 1-7 14.3% 0-4 0.0% 3-6 50.0% 1-4 25.0% 5-21 23.8%
FT %: 1-1 100.0% 1-1 100.0% 0-2 0.0% 1-8 87.5%

Florida 59 • 8-10, 0-5 SEC

#	Player	Total		3-Ptr		Rebounds			PF	TP	A	T	Blk	Stl	Min
		FG	FGA	FG	FGA	Off	Def	Tot							
12	Hersler, Paulina	f	4-11	2-7	0-0	0	4	4	4	10	0	1	0	0	29
44	Lorenzen, Haley	f	8-15	0-4	4-7	7	3	10	2	20	2	2	0	1	37
00	Washington, Delicia	g	4-13	1-5	2-2	4	9	13	5	11	3	4	0	2	36
03	Nakkasoglu, Funda	g	4-11	3-9	0-0	0	1	1	1	11	3	1	0	0	36
11	Anderson, Dyandria	g	0-6	0-4	3-4	3	3	6	0	3	2	3	0	0	31
01	Johnson, Tameria	g	1-1	0-0	0-0	0	0	0	2	2	0	1	0	2	2
15	Searcy, Sydney	g	0-6	0-6	0-0	0	0	0	2	0	2	0	0	1	15
23	Thomas, Jalaysha	g	1-1	0-0	0-0	1	3	4	0	2	0	0	0	0	10
24	Hayes, Mikayla	g	0-0	0-0	0-0	0	0	0	2	0	0	1	0	0	4
Team						2	2	4							
Totals			22-64	6-31	9-13	17	25	42	18	59	10	16	0	6	200

1st - FG %: 8-14 57.1% 2nd: 5-13 38.5% 3rd: 3-13 23.1% 4th: 6-24 25.0% Game: 22-64 34.4% Deadball Rebounds 0
3FG %: 3-8 37.5% 1-7 14.3% 1-7 14.3% 1-9 11.1% 6-31 19.4%
FT %: 0-0 0.0% 3-5 60.0% 2-3 66.7% 4-5 80.0%

Officials: Mark Zentz, Gina Cross, Bruce Morris

Technical fouls: LSU-None, Florida-None.

Attendance: 1332

LSU#11 R.Louis fouls out at 3:49(4), UF#00 D.Washington at 0:20(8:4)

Score by periods	1st	2nd	3rd	4th	Total
LSU	16	13	21	16	66
Florida	19	14	9	17	59

	In	Off	2nd	Fast	Bench
Points	28	20	4	12	19
Paint	28	20	4	12	19
LSU					
UF					
Score tied - 3 times.					
Lead changed - 4 times.					

Last FG - LSU 4th-01:38, UF 4th-00:11.
Largest lead - LSU by 15 4th-07:58, UF by 12 2nd-07:03.
LSU led for 22:40, UF led for 15:00. Game was tied for 02:04.

Game 18: LSU 66, Florida 59

January 14, 2018 * Exactech Arena * Gainesville, FL

Haley Lorenzen and Delicia Washington both recorded double-doubles and Florida was involved in its fourth consecutive game decided by single digits, however, the Gators were unable to overcome a rough third quarter in a 66-59 loss to LSU at Exactech Arena at the O'Connell Center.

Lorenzen tied her career-high of 20 points and added 10 rebounds – seven offensive – for her ninth double-double this season and 13th of her career. Washington scored 11 points with 13 boards for her third double-double this year and fourth of career.

Funda Nakkasoglu added 11 points with three assists, while Paulina Hersler tallied 10 points for Florida (8-10, 0-5 SEC).

Florida outscored LSU in three of the four quarters. It was that third quarter that became the Gator's undoing, as the Tigers (11-5, 3-2 SEC) posted a 21-9 scoring advantage that proved to be the difference in the game.

Florida overcame an early 10-4 deficit and closed with the first quarter with a 12-9 edge to hold a 19-16 lead after the first 10 minutes. Unselfish team play produced a layup by Jalaysha Thomas, who collected an offensive rebound on the next series that resulted in a three-pointer from Nakkasoglu, who followed with a layup on the next series. Lorenzen capped the 9-0 run and flipped a six-point deficit into a three-point lead.

The second quarter was a tighter offensive display, with Florida managing one more point that LSU to take a 33-29 halftime lead.

Lorenzen compiled 12 of her team-high 20 during the first half, when the Gators hit 48.1 percent (13-27) of their shots from the floor, dished six assists on their 13 buckets and held a 19-15 rebounding advantage.

In the decisive third quarter, LSU ripped out of the locker room and scored the first seven points for a one-point lead.

Washington finally got the Gators on the board, but LSU followed with a 16-4 march en route to taking the lead and a 50-42 advantage at the end of the third after outscoring Florida, 21-9.

During that third quarter, LSU outrebounded Florida 15-6, grabbing four on the offensive end. The Gators committed four turnovers that resulted in seven Tiger points, as the Gators hit just 23.1 percent (3-13) from the floor, including a 1-7 effort from the three-point arc, while LSU shot 50 percent overall and 3-6 from deep.

LSU continued its scoring advantage early in the fourth quarter with the first seven points for a 57-42 lead with 7:58 remaining.

Florida refused to fold and staged a 10-0 run and was within five, 57-52, with 2:44 remaining in the game. Chloe Jackson, who scored a game-high 23 points, stopped the Gator run with a jumper at the 1:38 mark. The Tigers closed out the game at the free throw line by converting 7-of-8 in the final 51 seconds, with Jackson responsible for 5-of-6 during that span.

During that final minute, Florida answered the LSU free throws with buckets and great defensive plays from Tameria Johnson, but wasn't able to climb all the way back despite the 17-16 scoring edge in the fourth quarter.

Florida Coach Cameron Newbauer - Opening Statement:

"You have to make plays to win games and we didn't make enough plays to win the game. We were up 12 in the first half. We have open looks and we don't take them and they become turnovers. So in a game where you have 17 offensive rebounds and you don't shoot open shots, you take away the opportunity to score and you take away the opportunity to get an offensive rebound and score and it becomes a turnover. I think that's when it all began in the first-half and we became hesitant to shoot and then we stopped sharing the ball. We had a couple lapses where we had a one-pass shot, one-pass shot, no-pass turnover really hurt us. But at the end of the day, we have to make plays. We are making the wrong plays. Back to the drawing board, back to fighting, back to crawling. We need more fight if we are going to get anything done."

Florida Coach Cameron Newbauer - Opening Statement:

"Obviously it frustrating and you don't want to focus on results, but we had a chance. Defensively, we held them to 56, which is really good, but their third and fourth quarter shooting percentages were just too good – hats off to them for the way they shot the ball. We had some untimely turnovers in the first half, the same-old ones that we have been having. We have to keep fighting. We fought tonight and the effort was there, we just have to tighten up on some miscues. We have to get better, we have a lot of basketball left and we are going to learn and grow – that is all we can ask for."

2017-18 Univ. of Florida
 Florida Combined Team Statistics (as of Jan 14, 2018)
 All games

RECORD:	OVERALL	HOME	AWAY	NEUTRAL
ALL GAMES	8-10	5-7	1-2	2-1
CONFERENCE	0-5	0-3	0-2	0-0
NON-CONFERENCE	8-5	5-4	1-0	2-1

##	Player	gp-gs	min	avg	Total		3-Point		F-Throw		Rebounds			pf	dq	a	to	blk	stl	pts	avg			
					fg-fga	fg%	3fg-fga	3fg%	ft-fa	ft%	off	def	tot									avg		
03	Nakkasoglu,Funda	16-16	559	34.9	79-192	.411	45-126	.357	36-46	.783	7	32	39	2.4	20	0	42	51	1	8	239	14.9		
44	Lorenzen,Haley	18-18	564	31.3	90-181	.497	8-21	.381	39-48	.813	66	102	168	9.3	34	0	39	31	6	15	227	12.6		
12	Hersler,Paulina	18-18	546	30.3	83-176	.472	29-80	.363	25-34	.735	30	89	119	6.6	31	0	18	28	8	10	220	12.2		
11	Anderson,Dyandria	18-18	576	32.0	71-169	.420	35-104	.337	26-36	.722	23	55	78	4.3	21	0	58	45	3	16	203	11.3		
00	Washington,Delicia	18-18	544	30.2	66-198	.333	21-82	.256	28-52	.538	43	117	160	8.9	45	2	64	67	0	12	181	10.1		
15	Searcy,Sydney	16-2	269	16.8	25-72	.347	20-59	.339	6-15	.400	9	17	26	1.6	18	0	14	17	0	5	76	4.8		
22	Morang,Sydney	3-0	50	16.7	5-13	.385	4-10	.400	0-2	.000	2	5	7	2.3	6	0	2	1	0	1	14	4.7		
23	Thomas,Jalaysha	18-0	188	10.4	16-30	.533	3-8	.375	4-7	.571	21	42	63	3.5	11	0	7	12	1	2	39	2.2		
24	Hayes,Mikayla	18-0	157	8.7	13-36	.361	2-7	.286	10-19	.526	13	18	31	1.7	18	0	4	9	6	2	38	2.1		
01	Johnson,Tameria	15-0	81	5.4	5-13	.385	0-1	.000	5-8	.625	5	9	14	0.9	16	0	12	15	0	7	15	1.0		
05	Portakal,Elif	17-0	110	6.5	4-22	.182	2-14	.143	3-4	.750	2	5	7	0.4	9	0	9	11	0	0	13	0.8		
55	Stephanie Brower	2-0	6	3.0	0-1	.000	0-0	.000	0-2	.000	0	1	1	0.5	3	0	0	0	0	0	0	0.0		
Team											34	33	67											
Total.....		18	3650		457-1103	.414	169-512	.330	182-273	.667	255	525	780	43.3	232	2	269	294	25	78	1265	70.3		
Opponents.....		18	3650		482-1228	.393	116-384	.302	151-208	.726	243	431	674	37.4	289	-	182	205	42	141	1231	68.4		

TEAM STATISTICS	UF	OPP	Date	Opponent	Score	Att.
SCORING	1265	1231	11/11/17	GEORGIA STATE	w 82-66	1509
Points per game	70.3	68.4	11/14/17	ARKANSAS STATE	L 69-70	1143
Scoring margin	+1.9	-	11/17/17	#17/14 FLORIDA STATE	L 54-84	2679
FIELD GOALS-ATT	457-1103	482-1228	1 11/21/17	vs Richmond	w 87-80	332
Field goal pct	.414	.393	1 11/22/17	vs Stetson	L 71-85	578
3 POINT FG-ATT	169-512	116-384	1 11/23/17	vs Savannah State	w 90-40	364
3-point FG pct	.330	.302	11/28/17	JACKSONVILLE	w 69-59	1009
3-pt FG made per game	9.4	6.4	2 12/3/17	at Oklahoma	w 80-61	2992
FREE THROWS-ATT	182-273	151-208	12/06/17	#12 OHIO STATE	L 77-103	1512
Free throw pct	.667	.726	12/10/17	MARSHALL	w 74-69	1008
F-Throws made per game	10.1	8.4	3 12/20/17	CHATTANOOGA	L 60-65	1054
REBOUNDS	780	674	3 12/21/17	SAINT JOSEPH'S	w 71-51	1008
Rebounds per game	43.3	37.4	12/27/17	DELAWARE STATE	w 85-51	1206
Rebounding margin	+5.9	-	* 12/31/17	at Auburn	L 55-84	1788
ASSISTS	269	182	* 01/04/18	ALABAMA	L 54-63	1305
Assists per game	14.9	10.1	* 01/07/18	at Ole Miss	Lo2 75-78	1323
TURNOVERS	294	205	* 01/11/18	KENTUCKY	L 53-56	1509
Turnovers per game	16.3	11.4	* 01/14/18	LSU	L 59-66	1332
Turnover margin	-4.9	-				
Assist/turnover ratio	0.9	0.9				
STEALS	78	141	* = Conference game			
Steals per game	4.3	7.8	1 = Savannah Invitational (Savannah, GA)			
BLOCKS	25	42	2 = Big 12-SEC Challenge (Norman, OK)			
Blocks per game	1.4	2.3	3 = Gator Holiday Classic (Gainesville, FL)			
ATTENDANCE	16274	7377				
Home games-Avg/Game	12-1356	3-2034				
Neutral site-Avg/Game	-	3-425				

Score by Periods	1st	2nd	3rd	4th	OT	OT2	Totals
Florida	301	312	318	320	9	5	1265
Opponents	273	260	353	328	9	8	1231

2017-18 Univ. of Florida
 Florida Combined Team Statistics (as of Jan 14, 2018)
 Conference games

RECORD:	OVERALL	HOME	AWAY	NEUTRAL
ALL GAMES	0-5	0-3	0-2	0-0
CONFERENCE	0-5	0-3	0-2	0-0
NON-CONFERENCE	0-0	0-0	0-0	0-0

##	Player	gp-gs	min	avg	Total		3-Point		F-Throw		Rebounds				pf	dq	a	to	blk	stl	pts	avg
					fg-fga	fg%	3fg-fga	3fg%	ft-fta	ft%	off	def	tot	avg								
03	Nakkasoglu,Funda	5-5	186	37.2	21-66	.318	15-47	.319	6-8	.750	2	2	4	0.8	8	0	12	16	1	3	63	12.6
44	Lorenzen,Haley	5-5	174	34.8	24-50	.480	2-3	.667	12-15	.800	16	27	43	8.6	14	0	13	11	2	5	62	12.4
12	Hersler,Paulina	5-5	171	34.2	23-51	.451	9-30	.300	6-8	.750	13	28	41	8.2	10	0	3	9	1	5	61	12.2
11	Anderson,Dyandria	5-5	178	35.6	16-42	.381	9-29	.310	6-9	.667	7	14	21	4.2	4	0	14	19	1	5	47	9.4
00	Washington,Delicia	5-5	162	32.4	13-50	.260	4-18	.222	8-12	.667	12	33	45	9.0	20	2	19	22	0	4	38	7.6
15	Searcy,Sydney	5-0	90	18.0	4-23	.174	2-18	.111	1-5	.200	3	7	10	2.0	5	0	2	9	0	2	11	2.2
24	Hayes,Mikayla	5-0	49	9.8	4-9	.444	1-2	.500	1-5	.200	3	4	7	1.4	9	0	2	2	3	1	10	2.0
01	Johnson,Tameraia	4-0	3	0.8	1-1	1.000	0-0	.000	0-0	.000	1	0	1	0.3	4	0	0	1	0	2	2	0.5
23	Thomas,Jalaysha	5-0	26	5.2	1-2	.500	0-0	.000	0-0	.000	3	5	8	1.6	0	0	1	0	0	0	2	0.4
05	Portakal,Elif	4-0	11	2.8	0-2	.000	0-1	.000	0-0	.000	0	0	0	0.0	0	0	0	0	0	0	0	0.0
Team											11	9	20				3					
Total.....		5	1050		107-296	.361	42-148	.284	40-62	.645	71	129	200	40.0	74	2	66	92	8	27	296	59.2
Opponents.....		5	1050		136-346	.393	30-106	.283	45-62	.726	82	128	210	42.0	78	-	61	59	13	43	347	69.4

TEAM STATISTICS	UF	OPP	Date	Opponent	Score	Att.
SCORING	296	347	* 12/31/17	at Auburn	L 55-84	1788
Points per game	59.2	69.4	* 01/04/18	ALABAMA	L 54-63	1305
Scoring margin	-10.2	-	* 01/07/18	at Ole Miss	Lo2 75-78	1323
FIELD GOALS-ATT	107-296	136-346	* 01/11/18	KENTUCKY	L 53-56	1509
Field goal pct	.361	.393	* 01/14/18	LSU	L 59-66	1332
3 POINT FG-ATT	42-148	30-106				
3-point FG pct	.284	.283				
3-pt FG made per game	8.4	6.0				
FREE THROWS-ATT	40-62	45-62				
Free throw pct	.645	.726				
F-Throws made per game	8.0	9.0				
REBOUNDS	200	210				
Rebounds per game	40.0	42.0				
Rebounding margin	-2.0	-				
ASSISTS	66	61				
Assists per game	13.2	12.2				
TURNOVERS	92	59				
Turnovers per game	18.4	11.8				
Turnover margin	-6.6	-				
Assist/turnover ratio	0.7	1.0				
STEALS	27	43				
Steals per game	5.4	8.6				
BLOCKS	8	13				
Blocks per game	1.6	2.6				
ATTENDANCE	4146	3111				
Home games-Avg/Game	3-1382	2-1556				
Neutral site-Avg/Game	-	0-0				

* = Conference game
 1 = Savannah Invitational (Savannah, GA)
 2 = Big 12-SEC Challenge (Norman, OK)
 3 = Gator Holiday Classic (Gainesville, FL)

Score by Periods	1st	2nd	3rd	4th	OT	OT2	Totals
Florida	72	62	79	69	9	5	296
Opponents	75	71	91	93	9	8	347

2017-18 Univ. of Florida
Florida Team Game-by-Game Comparison (as of Jan 14, 2018)
All games

Opponent	1st	2nd	Score	Mar	Total FG	FG Pct	3-Pointers	3FG Pct	Free Throws	FT Pct	Rebounds	Assist	T/Over	Block	Steal	Fouls
GEORGIA STATE	38/31	44/35	82-66	+16	33-70/27-69	.471/.391	10-31/8-21	.323/.381	6-11/4-8	.545/.500	46/38 +8	22/11	15/20	3/4	8/7	10/16
ARKANSAS STATE	32/31	37/39	69-70	(1)	26-51/28-73	.510/.384	8-20/8-19	.400/.421	9-13/6-10	.692/.600	41/33 +8	15/12	23/11	5/2	2/9	13/17
#17/14 FLORIDA STATE	26/38	28/46	54-84	(30)	21-65/32-64	.323/.500	7-28/11-28	.250/.393	5-13/9-12	.385/.750	32/50 (18)	10/14	6/7	0/2	3/0	9/12
Richmond	42/39	45/41	87-80	+7	28-60/29-66	.467/.439	15-30/9-22	.500/.409	16-22/13-15	.727/.867	37/37 -	16/12	13/11	0/2	4/8	14/17
Stetson	36/44	35/41	71-85	(14)	28-64/29-54	.438/.537	9-29/11-19	.310/.579	6-11/16-19	.545/.842	28/35 (7)	14/15	8/13	2/1	4/3	16/17
Savannah State	45/12	45/28	90-40	+50	30-61/14-64	.492/.219	17-39/2-16	.436/.125	13-15/10-14	.867/.714	58/27 +31	21/4	17/9	0/0	2/8	11/18
JACKSONVILLE	33/21	36/38	69-59	+10	29-63/23-63	.460/.365	6-18/4-17	.333/.235	5-10/9-10	.500/.900	45/33 +12	14/6	17/17	2/2	5/6	14/14
Oklahoma	33/23	47/38	80-61	+19	23-55/27-78	.418/.346	12-26/3-20	.462/.150	22-30/4-8	.733/.500	56/31 +25	16/7	21/7	0/3	4/10	14/20
#12 OHIO STATE	38/51	39/52	77-103	(26)	30-68/40-74	.441/.541	9-30/9-25	.300/.360	8-10/14-15	.800/.933	41/33 +8	14/7	24/10	1/6	1/13	11/14
MARSHALL	38/29	36/40	74-69	+5	22-55/29-70	.400/.414	13-35/10-26	.371/.385	17-25/1-3	.680/.333	39/37 +2	18/10	14/12	0/2	5/9	10/20
CHATTANOOGA	36/26	24/39	60-65	(5)	23-64/26-69	.359/.377	4-28/5-23	.143/.217	10-12/8-9	.833/.889	44/42 +2	11/12	12/9	1/4	6/7	11/12
SAINT JOSEPH'S	32/23	39/28	71-51	+20	27-63/22-60	.429/.367	7-21/1-13	.333/.077	10-13/6-12	.769/.500	45/33 +12	15/6	11/12	2/1	4/6	14/15
DELAWARE STATE	50/19	35/32	85-51	+34	30-68/20-78	.441/.256	10-29/5-29	.345/.172	15-26/6-11	.577/.545	68/35 +33	17/5	21/8	1/0	3/12	11/19
Auburn	36/35	19/49	55-84	(29)	18-45/32-83	.400/.386	6-20/8-24	.300/.333	13-22/12-16	.591/.750	37/43 (6)	9/11	28/5	2/2	3/13	16/20
ALABAMA	26/31	28/32	54-63	(9)	20-57/27-66	.351/.409	10-28/3-14	.357/.214	4-5/6-11	.800/.545	35/44 (9)	16/5	17/12	3/3	5/7	14/10
Ole Miss	21/31	40/30	75-78	(3)	27-69/28-81	.391/.346	10-33/8-35	.303/.229	11-18/14-16	.611/.875	48/48 -	16/20	18/14	0/3	8/9	16/20
KENTUCKY	18/20	35/36	53-56	(3)	20-61/23-55	.328/.418	10-36/6-12	.278/.500	3-4/4-7	.750/.571	38/36 +2	15/10	13/12	3/1	5/6	10/8
LSU	33/29	26/37	59-66	(7)	22-64/26-61	.344/.426	6-31/5-21	.194/.238	9-13/9-12	.692/.750	42/39 +3	10/15	16/16	0/4	6/8	18/20

Note: Game totals are displayed in the format TEAM/OPPONENT for each category

2017-18 Univ. of Florida
 Florida Team Game-by-Game (as of Jan 14, 2018)
 All games

TEAM STATISTICS

Opponent	Date	Score	W/L	---TOTAL---		--3-PTRS--		FT-FTA		----REBOUNDS----				PF	A	TO	Blk	Stl	Pts---Avg	
				FG-FGA	Pct	3FG-FGA	Pct	Pct	Pct	Off	Def	Tot	Avg						Pts	Avg
GEORGIA STATE	11/11/17	82-66	W	33-70	.471	10-31	.323	6-11	.545	18	28	46	46.0	10	22	15	3	8	82	82.0
ARKANSAS STATE	11/14/17	69-70	L	26-51	.510	8-20	.400	9-13	.692	13	28	41	43.5	13	15	23	5	2	69	75.5
#17/14 FLORIDA STATE	11/17/17	54-84	L	21-65	.323	7-28	.250	5-13	.385	9	23	32	39.7	9	10	6	0	3	54	68.3
vs Richmond	11/21/17	87-80	W	28-60	.467	15-30	.500	16-22	.727	9	28	37	39.0	14	16	13	0	4	87	73.0
vs Stetson	11/22/17	71-85	L	28-64	.438	9-29	.310	6-11	.545	9	19	28	36.8	16	14	8	2	4	71	72.6
vs Savannah State	11/23/17	90-40	W	30-61	.492	17-39	.436	13-15	.867	16	42	58	40.3	11	21	17	0	2	90	75.5
JACKSONVILLE	11/28/17	69-59	W	29-63	.460	6-18	.333	5-10	.500	18	27	45	41.0	14	14	17	2	5	69	74.6
at Oklahoma	12/03/17	80-61	W	23-55	.418	12-26	.462	22-30	.733	15	41	56	42.9	14	16	21	0	4	80	75.2
#12 OHIO STATE	12/06/17	77-103	L	30-68	.441	9-30	.300	8-10	.800	17	24	41	42.7	11	14	24	1	1	77	75.4
MARSHALL	12/10/17	74-69	W	22-55	.400	13-35	.371	17-25	.680	13	26	39	42.3	10	18	14	0	5	74	75.3
CHATTANOOGA	12/20/17	60-65	L	23-64	.359	4-28	.143	10-12	.833	14	30	44	42.5	11	11	12	1	6	60	73.9
SAINT JOSEPH'S	12/21/17	71-51	W	27-63	.429	7-21	.333	10-13	.769	14	31	45	42.7	14	15	11	2	4	71	73.7
DELAWARE STATE	12/27/17	85-51	W	30-68	.441	10-29	.345	15-26	.577	19	49	68	44.6	11	17	21	1	3	85	74.5
at Auburn	12/31/17	55-84	L	18-45	.400	6-20	.300	13-22	.591	12	25	37	44.1	16	9	28	2	3	55	73.1
ALABAMA	01/04/18	54-63	L	20-57	.351	10-28	.357	4-5	.800	11	24	35	43.5	14	16	17	3	5	54	71.9
at Ole Miss	01/07/18	75-78	Lot	27-69	.391	10-33	.303	11-18	.611	15	33	48	43.8	16	16	18	0	8	75	72.1
KENTUCKY	01/11/18	53-56	L	20-61	.328	10-36	.278	3-4	.750	16	22	38	43.4	10	15	13	3	5	53	70.9
LSU	01/14/18	59-66	L	22-64	.344	6-31	.194	9-13	.692	17	25	42	43.3	18	10	16	0	6	59	70.3
Florida		1265		457-1103	.414	169-512	.330	182-273	.667	255	525	780	43.3	232	269	294	25	78	1265	70.3
Opponents		1231		482-1228	.393	116-384	.302	151-208	.726	243	431	674	37.4	289	182	205	42	141	1231	68.4

Games played: 18	Rebounds/game: 43.3
Points/game: 70.3	Assists/game: 14.9
FG Pct: 41.4	Turnovers/game: 16.3
3FG Pct: 33.0	Assist/turnover ratio: 0.9
FT Pct: 66.7	Steals/game: 4.3
	Blocks/game: 1.4

OPPONENT STATISTICS

Opponent	Date	Score	W/L	---TOTAL---		--3-PTRS--		FT-FTA		----REBOUNDS----				PF	A	TO	Blk	Stl	Pts---Avg	
				FG-FGA	Pct	3FG-FGA	Pct	Pct	Pct	Off	Def	Tot	Avg						Pts	Avg
GEORGIA STATE	11/11/17	82-66	W	27-69	.391	8-21	.381	4-8	.500	17	21	38	38.0	16	11	20	4	7	66	66.0
ARKANSAS STATE	11/14/17	69-70	L	28-73	.384	8-19	.421	6-10	.600	20	13	33	35.5	17	12	11	2	9	70	68.0
#17/14 FLORIDA STATE	11/17/17	54-84	L	32-64	.500	11-28	.393	9-12	.750	11	39	50	40.3	12	14	7	2	0	84	73.3
vs Richmond	11/21/17	87-80	W	29-66	.439	9-22	.409	13-15	.867	9	28	37	39.5	17	12	11	2	8	80	75.0
vs Stetson	11/22/17	71-85	L	29-54	.537	11-19	.579	16-19	.842	6	29	35	38.6	17	15	13	1	3	85	77.0
vs Savannah State	11/23/17	90-40	W	14-64	.219	2-16	.125	10-14	.714	11	16	27	36.7	18	4	9	0	8	40	70.8
JACKSONVILLE	11/28/17	69-59	W	23-63	.365	4-17	.235	9-10	.900	14	19	33	36.1	14	6	17	2	6	59	69.1
at Oklahoma	12/03/17	80-61	W	27-78	.346	3-20	.150	4-8	.500	13	18	31	35.5	20	7	7	3	10	61	68.1
#12 OHIO STATE	12/06/17	77-103	L	40-74	.541	9-25	.360	14-15	.933	10	23	33	35.2	14	7	10	6	13	103	72.0
MARSHALL	12/10/17	74-69	W	29-70	.414	10-26	.385	1-3	.333	16	21	37	35.4	20	10	12	2	9	69	71.7
CHATTANOOGA	12/20/17	60-65	L	26-69	.377	5-23	.217	8-9	.889	14	28	42	36.0	12	12	9	4	7	65	71.1
SAINT JOSEPH'S	12/21/17	71-51	W	22-60	.367	1-13	.077	6-12	.500	9	24	33	35.8	15	6	12	1	6	51	69.4
DELAWARE STATE	12/27/17	85-51	W	20-78	.256	5-29	.172	6-11	.545	11	24	35	35.7	19	5	8	0	12	51	68.0
at Auburn	12/31/17	55-84	L	32-83	.386	8-24	.333	12-16	.750	24	19	43	36.2	20	11	5	2	13	84	69.1
ALABAMA	01/04/18	54-63	L	27-66	.409	3-14	.214	6-11	.545	17	27	44	36.7	10	5	12	3	7	63	68.7
at Ole Miss	01/07/18	75-78	Lot	28-81	.346	8-35	.229	14-16	.875	20	28	48	37.4	20	20	14	3	9	78	69.3
KENTUCKY	01/11/18	53-56	L	23-55	.418	6-12	.500	4-7	.571	10	26	36	37.4	8	10	12	1	6	56	68.5
LSU	01/14/18	59-66	L	26-61	.426	5-21	.238	9-12	.750	11	28	39	37.4	20	15	16	4	8	66	68.4
Opponents		1231		482-1228	.393	116-384	.302	151-208	.726	243	431	674	37.4	289	182	205	42	141	1231	68.4
Florida		1265		457-1103	.414	169-512	.330	182-273	.667	255	525	780	43.3	232	269	294	25	78	1265	70.3

Games played: 18	Rebounds/game: 37.4
Points/game: 68.4	Assists/game: 10.1
FG Pct: 39.3	Turnovers/game: 11.4
3FG Pct: 30.2	Assist/turnover ratio: 0.9
FT Pct: 72.6	Steals/game: 7.8
	Blocks/game: 2.3

2017-18 Univ. of Florida
 Florida Points-Rebounds-Assists (as of Jan 14, 2018)
 All games

Opponent	Date	Score		11	55	24	12	01	44	22
				ANDERSON,D	BROWER,STE	HAYES,MIKA	HERSLER,PA	JOHNSON,TA	LORENZEN,H	MORANG,SYD
GEORGIA STATE	11/11/17	82-66	w	18-7-8	DNP	2-1-0	15-5-3	2-0-2	18-12-3	3-1-0
ARKANSAS STATE	11/14/17	69-70	L	6-3-6	DNP	4-1-0	12-11-1	0-1-0	9-6-1	5-1-1
#17/14 FLORIDA STATE	11/17/17	54-84	L	5-1-1	DNP	1-2-0	11-3-1	2-1-0	2-6-4	6-5-1
vs Richmond	11/21/17	87-80	w	13-4-6	DNP	0-0-0	11-5-2	0-0-1	14-10-2	DNP
vs Stetson	11/22/17	71-85	L	21-1-3	DNP	0-0-0	9-4-1	5-3-3	10-7-0	DNP
vs Savannah State	11/23/17	90-40	w	3-2-2	DNP	9-4-0	17-9-1	2-1-4	18-8-2	DNP
JACKSONVILLE	11/28/17	69-59	w	16-7-1	DNP	0-1-0	7-6-2	DNP	20-11-0	DNP
at Oklahoma	12/03/17	80-61	w	29-8-4	DNP	0-1-0	9-4-0	DNP	7-11-1	DNP
#12 OHIO STATE	12/06/17	77-103	L	2-1-1	DNP	4-3-0	14-6-1	0-1-0	17-11-3	DNP
MARSHALL	12/10/17	74-69	w	18-3-4	DNP	2-1-1	12-4-0	0-0-0	6-9-5	DNP
CHATTANOOGA	12/20/17	60-65	L	3-6-1	DNP	0-1-0	8-5-2	0-0-0	14-12-1	DNP
SAINT JOSEPH'S	12/21/17	71-51	w	11-7-4	0-0-0	3-5-1	19-8-1	0-1-0	12-10-1	DNP
DELAWARE STATE	12/27/17	85-51	w	11-7-3	0-1-0	3-4-0	15-8-0	2-5-2	18-12-3	DNP
at Auburn	12/31/17	55-84	L	9-6-2	DNP	2-2-0	12-9-0	0-0-0	0-6-4	DNP
ALABAMA	01/04/18	54-63	L	13-0-3	DNP	2-3-0	8-9-1	DNP	14-7-4	DNP
at Ole Miss	01/07/18	75-78	L	12-6-2	DNP	5-1-1	12-11-1	0-0-0	19-10-2	DNP
KENTUCKY	01/11/18	53-56	L	10-3-5	DNP	1-1-1	19-8-1	0-1-0	9-10-1	DNP
LSU	01/14/18	59-66	L	3-6-2	DNP	0-0-0	10-4-0	2-0-0	20-10-2	DNP

Opponent	Date	Score		03	05	15	23	00
				NAKKASOGLU	PORTAKAL,E	SEARCY,SYD	THOMAS,JAL	WASHINGTON
GEORGIA STATE	11/11/17	82-66	w	9-6-2	3-0-0	1-0-0	2-6-1	9-5-3
ARKANSAS STATE	11/14/17	69-70	L	16-4-2	0-1-0	4-0-0	2-0-0	11-8-4
#17/14 FLORIDA STATE	11/17/17	54-84	L	18-2-2	0-0-0	3-0-0	4-2-0	2-8-1
vs Richmond	11/21/17	87-80	w	25-3-2	0-0-0	3-2-0	5-3-1	16-7-2
vs Stetson	11/22/17	71-85	L	DNP	1-0-1	11-2-3	0-2-1	14-7-2
vs Savannah State	11/23/17	90-40	w	DNP	2-3-0	20-4-2	7-12-0	12-12-10
JACKSONVILLE	11/28/17	69-59	w	6-3-2	0-0-0	6-1-1	2-3-1	12-9-7
at Oklahoma	12/03/17	80-61	w	24-4-4	0-0-0	0-2-2	0-7-1	11-15-4
#12 OHIO STATE	12/06/17	77-103	L	16-3-6	2-0-0	3-0-0	5-7-0	14-6-3
MARSHALL	12/10/17	74-69	w	17-2-1	3-0-0	3-1-2	3-6-0	10-6-5
CHATTANOOGA	12/20/17	60-65	L	21-3-2	0-0-3	DNP	2-1-0	12-13-2
SAINT JOSEPH'S	12/21/17	71-51	w	10-0-2	2-2-4	DNP	0-1-1	14-7-1
DELAWARE STATE	12/27/17	85-51	w	14-5-5	0-1-1	11-4-2	5-5-0	6-12-1
at Auburn	12/31/17	55-84	L	15-2-2	0-0-0	8-2-0	0-1-0	9-7-1
ALABAMA	01/04/18	54-63	L	11-0-3	0-0-0	0-4-1	0-1-0	6-6-4
at Ole Miss	01/07/18	75-78	L	18-0-2	0-0-0	0-3-0	0-1-1	9-10-7
KENTUCKY	01/11/18	53-56	L	8-1-2	0-0-0	3-1-1	0-1-0	3-9-4
LSU	01/14/18	59-66	L	11-1-3	DNP	0-0-0	2-4-0	11-13-3

2017-18 Univ. of Florida
 Florida Individual Game-by-Game (as of Jan 14, 2018)
 All games

#00 Washington, Delicia

Opponent	Date	GS	Min	---TOTAL---		---3-PTS---		FT-FTA	Pct	---REBOUNDS---					PF	FO	A	TO	Blk	Stl	Pts	Avg
				FG-FGA	Pct	3FG-FGA	Pct			Off	Def	Tot	Avg									
GEORGIA STATE	11/11/17	*	29	4-11	.364	1-5	.200	0-2	.000	1	4	5	5.0	0	0	3	2	0	1	9	9.0	
ARKANSAS STATE	11/14/17	*	28	4-9	.444	1-3	.333	2-2	1.000	4	4	8	6.5	4	0	4	9	0	1	11	10.0	
#17/14 FLORIDA STATE	11/17/17	*	27	0-11	.000	0-5	.000	2-4	.500	2	6	8	7.0	1	0	1	1	0	0	2	7.3	
vs Richmond	11/21/17	*	30	5-11	.455	3-6	.500	3-5	.600	1	6	7	7.0	1	0	2	2	0	0	16	9.5	
vs Stetson	11/22/17	*	34	5-17	.294	1-9	.111	3-4	.750	2	5	7	7.0	4	0	2	3	0	1	14	10.4	
vs Savannah State	11/23/17	*	28	4-7	.571	4-7	.571	0-0	.000	2	10	12	7.8	1	0	10	4	0	0	12	10.7	
JACKSONVILLE	11/28/17	*	31	5-14	.357	0-3	.000	2-6	.333	2	7	9	8.0	3	0	7	2	0	0	12	10.9	
at Oklahoma	12/03/17	*	32	4-12	.333	1-4	.250	2-3	.667	2	13	15	8.9	4	0	4	5	0	3	11	10.9	
#12 OHIO STATE	12/06/17	*	34	6-13	.462	2-7	.286	0-1	.000	3	3	6	8.6	1	0	3	5	0	0	14	11.2	
MARSHALL	12/10/17	*	36	2-8	.250	1-4	.250	5-8	.625	3	3	6	8.3	1	0	5	4	0	1	10	11.1	
CHATTANOOGA	12/20/17	*	32	5-18	.278	2-7	.286	0-1	.000	4	9	13	8.7	1	0	2	0	0	0	12	11.2	
SAINT JOSEPH'S	12/21/17	*	20	7-8	.875	0-0	.000	0-1	.000	2	5	7	8.6	2	0	1	1	0	0	14	11.4	
DELAWARE STATE	12/27/17	*	21	2-9	.222	1-4	.250	1-3	.333	3	9	12	8.8	2	0	1	7	0	1	6	11.0	
at Auburn	12/31/17	*	26	3-10	.300	0-4	.000	3-6	.500	2	5	7	8.7	4	0	1	4	0	0	9	10.9	
ALABAMA	01/04/18	*	33	2-10	.200	2-5	.400	0-0	.000	0	6	6	8.5	4	0	4	6	0	0	6	10.5	
at Ole Miss	01/07/18	*	35	3-9	.333	0-0	.000	3-4	.750	1	9	10	8.6	5	1	7	3	0	1	9	10.4	
KENTUCKY	01/11/18	*	32	1-8	.125	1-4	.250	0-0	.000	5	4	9	8.6	2	0	4	5	0	1	3	10.0	
LSU	01/14/18	*	36	4-13	.308	1-5	.200	2-2	1.000	4	9	13	8.9	5	1	3	4	0	2	11	10.1	
Totals.....		18	544	66-198	.333	21-82	.256	28-52	.538	43	117	160	8.9	45	2	64	67	0	12	181	10.1	

Games played: 18
 Minutes/game: 30.2
 Points/game: 10.1
 FG Pct: 33.3
 3FG Pct: 25.6
 FT Pct: 53.8

Rebounds/game: 8.9
 Assists/game: 3.6
 Turnovers/game: 3.7
 Assist/turnover ratio: 1.0
 Steals/game: 0.7

#01 Johnson, Tameria

Opponent	Date	GS	Min	---TOTAL---		---3-PTS---		FT-FTA	Pct	---REBOUNDS---					PF	FO	A	TO	Blk	Stl	Pts	Avg
				FG-FGA	Pct	3FG-FGA	Pct			Off	Def	Tot	Avg									
GEORGIA STATE	11/11/17		2	1-1	1.000	0-0	.000	0-0	.000	0	0	0	0.0	1	0	2	0	0	1	2	2.0	
ARKANSAS STATE	11/14/17		4	0-0	.000	0-0	.000	0-0	.000	0	1	1	0.5	1	0	0	2	0	0	0	1.0	
#17/14 FLORIDA STATE	11/17/17		3	1-3	.333	0-0	.000	0-0	.000	1	0	1	0.7	0	0	0	0	0	0	2	1.3	
vs Richmond	11/21/17		2	0-0	.000	0-0	.000	0-0	.000	0	0	0	0.5	0	0	1	1	0	0	0	1.0	
vs Stetson	11/22/17		16	2-3	.667	0-1	.000	1-4	.250	1	2	3	1.0	2	0	3	1	0	2	5	1.8	
vs Savannah State	11/23/17		21	0-1	.000	0-0	.000	2-2	1.000	0	1	1	1.0	3	0	4	6	0	0	2	1.8	
#12 OHIO STATE	12/06/17		1	0-0	.000	0-0	.000	0-0	.000	1	0	1	1.0	1	0	0	0	0	0	0	1.6	
MARSHALL	12/10/17		0	0-0	.000	0-0	.000	0-0	.000	0	0	0	0.9	0	0	0	0	0	0	0	1.4	
CHATTANOOGA	12/20/17		4	0-0	.000	0-0	.000	0-0	.000	0	0	0	0.8	0	0	0	1	0	0	0	1.2	
SAINT JOSEPH'S	12/21/17		11	0-3	.000	0-0	.000	0-0	.000	0	1	1	0.8	3	0	0	0	0	1	0	1.1	
DELAWARE STATE	12/27/17		14	0-1	.000	0-0	.000	2-2	1.000	1	4	5	1.2	1	0	2	3	0	1	2	1.2	
at Auburn	12/31/17		0	0-0	.000	0-0	.000	0-0	.000	0	0	0	1.1	0	0	0	0	0	0	0	1.1	
at Ole Miss	01/07/18		1	0-0	.000	0-0	.000	0-0	.000	0	0	0	1.0	1	0	0	0	0	0	0	1.0	
KENTUCKY	01/11/18		0	0-0	.000	0-0	.000	0-0	.000	1	0	1	1.0	1	0	0	0	0	0	0	0.9	
LSU	01/14/18		2	1-1	1.000	0-0	.000	0-0	.000	0	0	0	0.9	2	0	0	1	0	2	2	1.0	
Totals.....		0	81	5-13	.385	0-1	.000	5-8	.625	5	9	14	0.9	16	0	12	15	0	7	15	1.0	

Games played: 15
 Minutes/game: 5.4
 Points/game: 1.0
 FG Pct: 38.5
 3FG Pct: 0.0
 FT Pct: 62.5

Rebounds/game: 0.9
 Assists/game: 0.8
 Turnovers/game: 1.0
 Assist/turnover ratio: 0.8
 Steals/game: 0.5

#03 Nakkasoglu,Funda

Opponent	Date	GS	Min	---TOTAL---		---3-PTS---		----REBOUNDS----														
				FG-FGA	Pct	3FG-FGA	Pct	FT-FTA	Pct	Off	Def	Tot	Avg	PF	FO	A	TO	Blk	Stl	Pts	Avg	
GEORGIA STATE	11/11/17	*	33	3-9	.333	1-7	.143	2-2	1.000	2	4	6	6.0	1	0	2	3	0	0	9	9.0	
ARKANSAS STATE	11/14/17	*	32	6-9	.667	4-5	.800	0-2	.000	1	3	4	5.0	1	0	2	4	0	0	16	12.5	
#17/14 FLORIDA STATE	11/17/17	*	32	7-15	.467	2-8	.250	2-5	.400	0	2	2	4.0	2	0	2	1	0	1	18	14.3	
vs Richmond	11/21/17	*	34	8-11	.727	7-9	.778	2-2	1.000	0	3	3	3.8	0	0	2	1	0	0	25	17.0	
JACKSONVILLE	11/28/17	*	32	2-11	.182	0-6	.000	2-2	1.000	0	3	3	3.6	2	0	2	6	0	0	6	14.8	
at Oklahoma	12/03/17	*	37	7-15	.467	4-9	.444	6-7	.857	0	4	4	3.7	0	0	4	5	0	1	24	16.3	
#12 OHIO STATE	12/06/17	*	36	5-8	.625	2-3	.667	4-4	1.000	0	3	3	3.6	0	0	6	5	0	0	16	16.3	
MARSHALL	12/10/17	*	37	5-14	.357	4-12	.333	3-4	.750	1	1	2	3.4	1	0	1	0	0	0	17	16.4	
CHATTANOOGA	12/20/17	*	37	7-12	.583	2-7	.286	5-6	.833	0	3	3	3.3	4	0	2	3	0	1	21	16.9	
SAINT JOSEPH'S	12/21/17	*	33	3-10	.300	2-7	.286	2-2	1.000	0	0	0	3.0	0	0	2	3	0	1	10	16.2	
DELAWARE STATE	12/27/17	*	30	5-12	.417	2-6	.333	2-2	1.000	1	4	5	3.2	1	0	5	4	0	1	14	16.0	
at Auburn	12/31/17	*	36	4-11	.364	2-6	.333	5-6	.833	1	1	2	3.1	3	0	2	7	0	0	15	15.9	
ALABAMA	01/04/18	*	33	4-11	.364	3-8	.375	0-0	.000	0	0	0	2.8	1	0	3	4	0	0	11	15.5	
at Ole Miss	01/07/18	*	48	6-18	.333	5-14	.357	1-2	.500	0	0	0	2.6	2	0	2	3	0	2	18	15.7	
KENTUCKY	01/11/18	*	33	3-15	.200	2-10	.200	0-0	.000	1	0	1	2.5	1	0	2	1	1	1	8	15.2	
LSU	01/14/18	*	36	4-11	.364	3-9	.333	0-0	.000	0	1	1	2.4	1	0	3	1	0	0	11	14.9	
Totals.....			16	559	79-192	.411	45-126	.357	36-46	.783	7	32	39	2.4	20	0	42	51	1	8	239	14.9

Games played: 16
 Minutes/game: 34.9
 Points/game: 14.9
 FG Pct: 41.1
 3FG Pct: 35.7
 FT Pct: 78.3

Rebounds/game: 2.4
 Assists/game: 2.6
 Turnovers/game: 3.2
 Assist/turnover ratio: 0.8
 Steals/game: 0.5
 Blocks/game: 0.1

#05 Portakal,Elif

Opponent	Date	GS	Min	---TOTAL---		---3-PTS---		----REBOUNDS----														
				FG-FGA	Pct	3FG-FGA	Pct	FT-FTA	Pct	Off	Def	Tot	Avg	PF	FO	A	TO	Blk	Stl	Pts	Avg	
GEORGIA STATE	11/11/17		4	1-2	.500	1-1	1.000	0-0	.000	0	0	0	0.0	0	0	0	1	0	0	3	3.0	
ARKANSAS STATE	11/14/17		3	0-1	.000	0-1	.000	0-0	.000	1	0	1	0.5	0	0	0	0	0	0	0	1.5	
#17/14 FLORIDA STATE	11/17/17		2	0-0	.000	0-0	.000	0-0	.000	0	0	0	0.3	0	0	0	0	0	0	0	1.0	
vs Richmond	11/21/17		5	0-0	.000	0-0	.000	0-0	.000	0	0	0	0.3	2	0	0	1	0	0	0	0.8	
vs Stetson	11/22/17		10	0-0	.000	0-0	.000	1-2	.500	0	0	0	0.2	0	0	1	1	0	0	1	0.8	
vs Savannah State	11/23/17		21	1-4	.250	0-3	.000	0-0	.000	0	3	3	0.7	0	0	0	3	0	0	2	1.0	
JACKSONVILLE	11/28/17		3	0-0	.000	0-0	.000	0-0	.000	0	0	0	0.6	0	0	0	0	0	0	0	0.9	
at Oklahoma	12/03/17		1	0-0	.000	0-0	.000	0-0	.000	0	0	0	0.5	0	0	0	0	0	0	0	0.8	
#12 OHIO STATE	12/06/17		3	1-2	.500	0-0	.000	0-0	.000	0	0	0	0.4	2	0	0	1	0	0	2	0.9	
MARSHALL	12/10/17		3	1-1	1.000	1-1	1.000	0-0	.000	0	0	0	0.4	0	0	0	0	0	0	3	1.1	
CHATTANOOGA	12/20/17		14	0-4	.000	0-3	.000	0-0	.000	0	0	0	0.4	1	0	3	2	0	0	0	1.0	
SAINT JOSEPH'S	12/21/17		20	0-3	.000	0-1	.000	2-2	1.000	0	2	2	0.5	2	0	4	1	0	0	2	1.1	
DELAWARE STATE	12/27/17		10	0-3	.000	0-3	.000	0-0	.000	1	0	1	0.5	2	0	1	1	0	0	0	1.0	
at Auburn	12/31/17		1	0-1	.000	0-0	.000	0-0	.000	0	0	0	0.5	0	0	0	0	0	0	0	0.9	
ALABAMA	01/04/18		6	0-0	.000	0-0	.000	0-0	.000	0	0	0	0.5	0	0	0	0	0	0	0	0.9	
at Ole Miss	01/07/18		2	0-0	.000	0-0	.000	0-0	.000	0	0	0	0.4	0	0	0	0	0	0	0	0.8	
KENTUCKY	01/11/18		2	0-1	.000	0-1	.000	0-0	.000	0	0	0	0.4	0	0	0	0	0	0	0	0.8	
Totals.....			0	110	4-22	.182	2-14	.143	3-4	.750	2	5	7	0.4	9	0	9	11	0	0	13	0.8

Games played: 17
 Minutes/game: 6.5
 Points/game: 0.8
 FG Pct: 18.2
 3FG Pct: 14.3
 FT Pct: 75.0

Rebounds/game: 0.4
 Assists/game: 0.5
 Turnovers/game: 0.6
 Assist/turnover ratio: 0.8

#11 Anderson,Dyandria

Opponent	Date	GS	Min	---TOTAL---		---3-PTS---		----REBOUNDS----														
				FG-FGA	Pct	3FG-FGA	Pct	FT-FTA	Pct	Off	Def	Tot	Avg	PF	FO	A	TO	Blk	Stl	Pts	Avg	
GEORGIA STATE	11/11/17	*	35	8-14	.571	2-5	.400	0-0	.000	3	4	7	7.0	0	0	8	2	1	2	18	18.0	
ARKANSAS STATE	11/14/17	*	30	2-4	.500	1-2	.500	1-2	.500	1	2	3	5.0	2	0	6	3	0	0	6	12.0	
#17/14 FLORIDA STATE	11/17/17	*	31	2-9	.222	1-4	.250	0-0	.000	0	1	1	3.7	1	0	1	1	0	2	5	9.7	
vs Richmond	11/21/17	*	34	4-9	.444	1-3	.333	4-6	.667	1	3	4	3.8	1	0	6	2	0	2	13	10.5	
vs Stetson	11/22/17	*	34	8-16	.500	5-11	.455	0-0	.000	0	1	1	3.2	4	0	3	0	0	0	21	12.6	
vs Savannah State	11/23/17	*	17	1-6	.167	0-4	.000	1-1	1.000	1	1	2	3.0	1	0	2	2	0	0	3	11.0	
JACKSONVILLE	11/28/17	*	30	7-10	.700	2-4	.500	0-0	.000	3	4	7	3.6	1	0	1	2	0	1	16	11.7	
at Oklahoma	12/03/17	*	35	8-11	.727	6-7	.857	7-9	.778	2	6	8	4.1	0	0	4	1	0	0	29	13.9	
#12 OHIO STATE	12/06/17	*	29	1-8	.125	0-7	.000	0-0	.000	0	1	1	3.8	3	0	1	3	1	0	2	12.6	
MARSHALL	12/10/17	*	32	5-12	.417	5-10	.500	3-4	.750	1	2	3	3.7	2	0	4	2	0	2	18	13.1	
CHATTANOOGA	12/20/17	*	33	1-7	.143	0-6	.000	1-1	1.000	0	6	6	3.9	1	0	1	2	0	2	3	12.2	
SAINT JOSEPH'S	12/21/17	*	36	3-9	.333	2-6	.333	3-4	.750	1	6	7	4.2	1	0	4	3	0	0	11	12.1	
DELAWARE STATE	12/27/17	*	22	5-12	.417	1-6	.167	0-0	.000	3	4	7	4.4	0	0	3	3	0	0	11	12.0	
at Auburn	12/31/17	*	35	3-8	.375	2-5	.400	1-2	.500	2	4	6	4.5	1	0	2	5	0	2	9	11.8	
ALABAMA	01/04/18	*	35	4-11	.364	3-8	.375	2-2	1.000	0	0	0	4.2	2	0	3	4	1	2	13	11.9	
at Ole Miss	01/07/18	*	44	5-7	.714	2-4	.500	0-1	.000	2	4	6	4.3	0	0	2	6	0	1	12	11.9	
KENTUCKY	01/11/18	*	33	4-10	.400	2-8	.250	0-0	.000	0	3	3	4.2	1	0	5	1	0	0	10	11.8	
LSU	01/14/18	*	31	0-6	.000	0-4	.000	3-4	.750	3	3	6	4.3	0	0	2	3	0	0	3	11.3	
Totals.....			18	576	71-169	.420	35-104	.337	26-36	.722	23	55	78	4.3	21	0	58	45	3	16	203	11.3

Games played: 18
 Minutes/game: 32.0
 Points/game: 11.3
 FG Pct: 42.0
 3FG Pct: 33.7
 FT Pct: 72.2

Rebounds/game: 4.3
 Assists/game: 3.2
 Turnovers/game: 2.5
 Assist/turnover ratio: 1.3
 Steals/game: 0.9
 Blocks/game: 0.2

#12 Hersler,Paulina

Opponent	Date	GS	Min	---TOTAL---		---3-PTS---		----REBOUNDS----														
				FG-FGA	Pct	3FG-FGA	Pct	FT-FTA	Pct	Off	Def	Tot	Avg	PF	FO	A	TO	Blk	Stl	Pts	Avg	
GEORGIA STATE	11/11/17	*	30	6-9	.667	3-5	.600	0-0	.000	2	3	5	5.0	1	0	3	2	1	0	15	15.0	
ARKANSAS STATE	11/14/17	*	34	5-12	.417	1-4	.250	1-1	1.000	1	10	11	8.0	1	0	1	1	3	0	12	13.5	
#17/14 FLORIDA STATE	11/17/17	*	27	5-8	.625	1-3	.333	0-0	.000	0	3	3	6.3	2	0	1	2	0	0	11	12.7	
vs Richmond	11/21/17	*	32	4-10	.400	2-5	.400	1-3	.333	1	4	5	6.0	1	0	2	4	0	0	11	12.3	
vs Stetson	11/22/17	*	26	4-8	.500	0-2	.000	1-1	1.000	0	4	4	5.6	0	0	1	1	0	1	9	11.6	
vs Savannah State	11/23/17	*	23	5-9	.556	3-5	.600	4-4	1.000	3	6	9	6.2	2	0	1	1	0	0	17	12.5	
JACKSONVILLE	11/28/17	*	33	3-8	.375	1-1	1.000	0-0	.000	2	4	6	6.1	4	0	2	4	1	2	7	11.7	
at Oklahoma	12/03/17	*	25	3-9	.333	1-4	.250	2-3	.667	1	3	4	5.9	3	0	0	0	0	0	9	11.4	
#12 OHIO STATE	12/06/17	*	27	5-13	.385	3-7	.429	1-1	1.000	0	6	6	5.9	1	0	1	2	0	0	14	11.7	
MARSHALL	12/10/17	*	29	4-7	.571	1-2	.500	3-6	.500	0	4	4	5.7	1	0	0	1	0	0	12	11.7	
CHATTANOOGA	12/20/17	*	31	3-11	.273	0-5	.000	2-2	1.000	1	4	5	5.6	2	0	2	1	0	1	8	11.4	
SAINT JOSEPH'S	12/21/17	*	30	7-10	.700	3-5	.600	2-2	1.000	3	5	8	5.8	1	0	1	0	2	1	19	12.0	
DELAWARE STATE	12/27/17	*	28	6-11	.545	1-2	.500	2-3	.667	3	5	8	6.0	2	0	0	0	0	0	15	12.2	
at Auburn	12/31/17	*	31	4-5	.800	1-2	.500	3-3	1.000	3	6	9	6.2	2	0	0	6	0	1	12	12.2	
ALABAMA	01/04/18	*	35	3-10	.300	2-6	.333	0-0	.000	3	6	9	6.4	1	0	1	1	1	2	8	11.9	
at Ole Miss	01/07/18	*	42	5-12	.417	1-7	.143	1-3	.333	4	7	11	6.7	3	0	1	1	0	1	12	11.9	
KENTUCKY	01/11/18	*	34	7-13	.538	3-8	.375	2-2	1.000	3	5	8	6.8	0	0	1	0	0	1	19	12.4	
LSU	01/14/18	*	29	4-11	.364	2-7	.286	0-0	.000	0	4	4	6.6	4	0	0	1	0	0	10	12.2	
Totals.....			18	546	83-176	.472	29-80	.363	25-34	.735	30	89	119	6.6	31	0	18	28	8	10	220	12.2

Games played: 18
 Minutes/game: 30.3
 Points/game: 12.2
 FG Pct: 47.2
 3FG Pct: 36.3
 FT Pct: 73.5

Rebounds/game: 6.6
 Assists/game: 1.0
 Turnovers/game: 1.6
 Assist/turnover ratio: 0.6
 Steals/game: 0.6
 Blocks/game: 0.4

#15 Searcy, Sydney

Opponent	Date	GS	Min	---TOTAL---		---3-PTS---		---REBOUNDS---													
				FG-FGA	Pct	3FG-FGA	Pct	FT-FTA	Pct	Off	Def	Tot	Avg	PF	FO	A	TO	Blk	Stl	Pts	Avg
GEORGIA STATE	11/11/17		2	0-0	.000	0-0	.000	1-2	.500	0	0	0	0.0	1	0	0	1	0	1	1	1.0
ARKANSAS STATE	11/14/17		8	1-2	.500	0-1	.000	2-2	1.000	0	0	0	0.0	0	0	0	0	0	0	4	2.5
#17/14 FLORIDA STATE	11/17/17		6	1-2	.500	1-2	.500	0-0	.000	0	0	0	0.0	0	0	0	0	0	0	3	2.7
vs Richmond	11/21/17		15	1-4	.250	1-3	.333	0-0	.000	1	1	2	0.5	4	0	0	0	0	0	3	2.8
vs Stetson	11/22/17 *		26	4-8	.500	3-6	.500	0-0	.000	1	1	2	0.8	4	0	3	1	0	0	11	4.4
vs Savannah State	11/23/17 *		33	7-13	.538	6-12	.500	0-0	.000	1	3	4	1.3	0	0	2	0	0	0	20	7.0
JACKSONVILLE	11/28/17		23	2-4	.500	2-2	1.000	0-0	.000	1	0	1	1.3	2	0	1	1	0	2	6	6.9
at Oklahoma	12/03/17		15	0-2	.000	0-1	.000	0-0	.000	1	1	2	1.4	0	0	2	1	0	0	0	6.0
#12 OHIO STATE	12/06/17		16	1-4	.250	1-4	.250	0-0	.000	0	0	0	1.2	0	0	0	1	0	0	3	5.7
MARSHALL	12/10/17		12	1-6	.167	1-6	.167	0-0	.000	0	1	1	1.2	2	0	2	2	0	0	3	5.4
DELAWARE STATE	12/27/17		23	3-4	.750	3-4	.750	2-6	.333	1	3	4	1.5	0	0	2	1	0	0	11	5.9
at Auburn	12/31/17		22	3-5	.600	1-3	.333	1-3	.333	0	2	2	1.5	2	0	2	0	0	8	6.1	
ALABAMA	01/04/18		13	0-2	.000	0-1	.000	0-0	.000	1	3	4	1.7	1	0	1	0	0	0	5.6	
at Ole Miss	01/07/18		20	0-7	.000	0-5	.000	0-2	.000	1	2	3	1.8	0	0	2	0	1	0	5.2	
KENTUCKY	01/11/18		20	1-3	.333	1-3	.333	0-0	.000	1	0	1	1.7	0	0	1	3	0	0	3	5.1
LSU	01/14/18		15	0-6	.000	0-6	.000	0-0	.000	0	0	0	1.6	2	0	0	2	0	1	0	4.8
Totals.....		2	269	25-72	.347	20-59	.339	6-15	.400	9	17	26	1.6	18	0	14	17	0	5	76	4.8

Games played: 16
 Minutes/game: 16.8
 Points/game: 4.8
 FG Pct: 34.7
 3FG Pct: 33.9
 FT Pct: 40.0

Rebounds/game: 1.6
 Assists/game: 0.9
 Turnovers/game: 1.1
 Assist/turnover ratio: 0.8
 Steals/game: 0.3

#22 Morang, Sydney

Opponent	Date	GS	Min	---TOTAL---		---3-PTS---		---REBOUNDS---													
				FG-FGA	Pct	3FG-FGA	Pct	FT-FTA	Pct	Off	Def	Tot	Avg	PF	FO	A	TO	Blk	Stl	Pts	Avg
GEORGIA STATE	11/11/17		16	1-5	.200	1-4	.250	0-0	.000	0	1	1	1.0	4	0	0	1	0	1	3	3.0
ARKANSAS STATE	11/14/17		15	2-3	.667	1-2	.500	0-0	.000	1	0	1	1.0	1	0	1	0	0	0	5	4.0
#17/14 FLORIDA STATE	11/17/17		19	2-5	.400	2-4	.500	0-2	.000	1	4	5	2.3	1	0	1	0	0	0	6	4.7
Totals.....		0	50	5-13	.385	4-10	.400	0-2	.000	2	5	7	2.3	6	0	2	1	0	1	14	4.7

Games played: 3
 Minutes/game: 16.7
 Points/game: 4.7
 FG Pct: 38.5
 3FG Pct: 40.0
 FT Pct: 0.0

Rebounds/game: 2.3
 Assists/game: 0.7
 Turnovers/game: 0.3
 Assist/turnover ratio: 2.0
 Steals/game: 0.3

#23 Thomas, Jalaysha

Opponent	Date	GS	Min	---TOTAL---		---3-PTS---		---REBOUNDS---													
				FG-FGA	Pct	3FG-FGA	Pct	FT-FTA	Pct	Off	Def	Tot	Avg	PF	FO	A	TO	Blk	Stl	Pts	Avg
GEORGIA STATE	11/11/17		12	1-3	.333	0-0	.000	0-2	.000	3	3	6	6.0	1	0	1	2	0	2	2	2.0
ARKANSAS STATE	11/14/17		7	1-1	1.000	0-0	.000	0-0	.000	0	0	0	3.0	1	0	0	1	0	0	2	2.0
#17/14 FLORIDA STATE	11/17/17		15	2-3	.667	0-1	.000	0-0	.000	1	1	2	2.7	1	0	0	1	0	0	4	2.7
vs Richmond	11/21/17		14	2-4	.500	1-2	.500	0-0	.000	1	2	3	2.8	1	0	1	2	0	0	5	3.3
vs Stetson	11/22/17		18	0-1	.000	0-0	.000	0-0	.000	1	1	2	2.6	1	0	1	1	1	0	0	2.6
vs Savannah State	11/23/17		19	3-5	.600	1-3	.333	0-0	.000	3	9	12	4.2	1	0	0	0	0	0	7	3.3
JACKSONVILLE	11/28/17		11	1-1	1.000	0-0	.000	0-0	.000	1	2	3	4.0	0	0	1	0	0	0	2	3.1
at Oklahoma	12/03/17		20	0-1	.000	0-1	.000	0-0	.000	1	6	7	4.4	2	0	1	2	0	0	0	2.8
#12 OHIO STATE	12/06/17		15	2-3	.667	0-0	.000	1-2	.500	4	3	7	4.7	0	0	0	3	0	0	5	3.0
MARSHALL	12/10/17		9	1-2	.500	0-0	.000	1-1	1.000	2	4	6	4.8	2	0	0	0	0	0	3	3.0
CHATTANOOGA	12/20/17		8	1-2	.500	0-0	.000	0-0	.000	0	1	1	4.5	1	0	0	0	0	0	2	2.9
SAINT JOSEPH'S	12/21/17		4	0-1	.000	0-0	.000	0-0	.000	1	0	1	4.2	0	0	1	0	0	0	0	2.7
DELAWARE STATE	12/27/17		10	1-1	1.000	1-1	1.000	2-2	1.000	0	5	5	4.2	0	0	0	0	0	0	5	2.8
at Auburn	12/31/17		5	0-0	.000	0-0	.000	0-0	.000	0	1	1	4.0	0	0	0	0	0	0	0	2.6
ALABAMA	01/04/18		3	0-1	.000	0-0	.000	0-0	.000	1	0	1	3.8	0	0	0	0	0	0	0	2.5
at Ole Miss	01/07/18		6	0-0	.000	0-0	.000	0-0	.000	0	1	1	3.6	0	0	1	0	0	0	0	2.3
KENTUCKY	01/11/18		2	0-0	.000	0-0	.000	0-0	.000	1	0	1	3.5	0	0	0	0	0	0	0	2.2
LSU	01/14/18		10	1-1	1.000	0-0	.000	0-0	.000	1	3	4	3.5	0	0	0	0	0	0	2	2.2
Totals.....		0	188	16-30	.533	3-8	.375	4-7	.571	21	42	63	3.5	11	0	7	12	1	2	39	2.2

Games played: 18
 Minutes/game: 10.4
 Points/game: 2.2
 FG Pct: 53.3
 3FG Pct: 37.5
 FT Pct: 57.1

Rebounds/game: 3.5
 Assists/game: 0.4
 Turnovers/game: 0.7
 Assist/turnover ratio: 0.6
 Steals/game: 0.1
 Blocks/game: 0.1

#24 Hayes, Mikayla

Opponent	Date	GS	Min	---TOTAL---		---3-PTS---		---REBOUNDS---															
				FG-FGA	Pct	3FG-FGA	Pct	FT-FTA	Pct	Off	Def	Tot	Avg	PF	FO	A	TO	Blk	Stl	Pts	Avg		
GEORGIA STATE	11/11/17		7	1-2	.500	0-1	.000	0-0	.000	0	1	1	1.0	0	0	0	0	0	0	0	0	2	2.0
ARKANSAS STATE	11/14/17		6	1-1	1.000	0-0	.000	2-2	1.000	0	1	1	1.0	0	0	0	0	1	0	0	4	3.0	
#17/14 FLORIDA STATE	11/17/17		9	0-1	.000	0-0	.000	1-2	.500	2	0	2	1.3	0	0	0	0	0	0	0	1	2.3	
vs Richmond	11/21/17		3	0-1	.000	0-0	.000	0-0	.000	0	0	0	1.0	1	0	0	0	0	0	0	0	1.8	
vs Stetson	11/22/17		6	0-2	.000	0-0	.000	0-0	.000	0	0	0	0.8	1	0	0	0	0	0	0	0	1.4	
vs Savannah State	11/23/17		14	2-6	.333	1-2	.500	4-6	.667	2	2	4	1.3	2	0	0	0	0	0	9	2.7		
JACKSONVILLE	11/28/17		3	0-0	.000	0-0	.000	0-0	.000	0	1	1	1.3	0	0	0	0	1	0	0	0	2.3	
at Oklahoma	12/03/17		5	0-1	.000	0-0	.000	0-0	.000	0	1	1	1.3	1	0	0	0	0	0	0	0	2.0	
#12 OHIO STATE	12/06/17		7	2-3	.667	0-0	.000	0-0	.000	1	2	3	1.4	1	0	0	1	0	1	4	2.2		
MARSHALL	12/10/17		10	1-2	.500	0-0	.000	0-0	.000	1	0	1	1.4	0	0	1	2	0	0	2	2.2		
CHATTANOOGA	12/20/17		8	0-1	.000	0-0	.000	0-0	.000	1	0	1	1.4	0	0	0	1	1	0	0	0	2.0	
SAINT JOSEPH'S	12/21/17		20	1-5	.200	0-1	.000	1-2	.500	2	3	5	1.7	2	0	1	2	0	0	3	2.1		
DELAWARE STATE	12/27/17		10	1-2	.500	0-1	.000	1-2	.500	1	3	4	1.8	1	0	0	1	0	0	3	2.2		
at Auburn	12/31/17		17	1-2	.500	0-0	.000	0-2	.000	1	1	2	1.9	2	0	0	1	1	0	2	2.1		
ALABAMA	01/04/18		7	1-1	1.000	0-0	.000	0-1	.000	1	2	3	1.9	1	0	0	0	0	0	2	2.1		
at Ole Miss	01/07/18		9	2-4	.500	1-1	1.000	0-0	.000	0	1	1	1.9	2	0	1	0	0	1	5	2.3		
KENTUCKY	01/11/18		12	0-2	.000	0-1	.000	1-2	.500	1	0	1	1.8	2	0	1	0	2	0	1	2.2		
LSU	01/14/18		4	0-0	.000	0-0	.000	0-0	.000	0	0	0	1.7	2	0	0	1	0	0	0	2.1		
Totals.....		0	157	13-36	.361	2-7	.286	10-19	.526	13	18	31	1.7	18	0	4	9	6	2	38	2.1		

Games played: 18
 Minutes/game: 8.7
 Points/game: 2.1
 FG Pct: 36.1
 3FG Pct: 28.6
 FT Pct: 52.6

Rebounds/game: 1.7
 Assists/game: 0.2
 Turnovers/game: 0.5
 Assist/turnover ratio: 0.4
 Steals/game: 0.1
 Blocks/game: 0.3

#44 Lorenzen, Haley

Opponent	Date	GS	Min	---TOTAL---		---3-PTS---		---REBOUNDS---													
				FG-FGA	Pct	3FG-FGA	Pct	FT-FTA	Pct	Off	Def	Tot	Avg	PF	FO	A	TO	Blk	Stl	Pts	Avg
GEORGIA STATE	11/11/17	*	30	7-14	.500	1-3	.333	3-3	1.000	6	6	12	12.0	1	0	3	1	1	0	18	18.0
ARKANSAS STATE	11/14/17	*	33	4-9	.444	0-2	.000	1-2	.500	2	4	6	9.0	2	0	1	1	1	1	9	13.5
#17/14 FLORIDA STATE	11/17/17	*	29	1-8	.125	0-1	.000	0-0	.000	1	5	6	8.0	1	0	4	0	0	0	2	9.7
vs Richmond	11/21/17	*	31	4-10	.400	0-2	.000	6-6	1.000	3	7	10	8.5	3	0	2	0	0	2	14	10.8
vs Stetson	11/22/17	*	30	5-9	.556	0-0	.000	0-0	.000	3	4	7	8.2	0	0	0	0	1	0	10	10.6
vs Savannah State	11/23/17	*	24	7-10	.700	2-3	.667	2-2	1.000	2	6	8	8.2	1	0	2	1	0	2	18	11.8
JACKSONVILLE	11/28/17	*	34	9-15	.600	1-2	.500	1-2	.500	6	5	11	8.6	2	0	0	2	0	0	20	13.0
at Oklahoma	12/03/17	*	30	1-4	.250	0-0	.000	5-8	.625	5	6	11	8.9	4	0	1	6	0	0	7	12.3
#12 OHIO STATE	12/06/17	*	32	7-14	.500	1-2	.500	2-2	1.000	6	5	11	9.1	2	0	3	3	0	0	17	12.8
MARSHALL	12/10/17	*	32	2-3	.667	0-0	.000	2-2	1.000	2	7	9	9.1	1	0	5	2	0	2	6	12.1
CHATTANOOGA	12/20/17	*	33	6-9	.667	0-0	.000	2-2	1.000	7	5	12	9.4	1	0	1	2	0	2	14	12.3
SAINT JOSEPH'S	12/21/17	*	24	6-14	.429	0-1	.000	0-0	.000	3	7	10	9.4	2	0	1	1	0	1	12	12.3
DELAWARE STATE	12/27/17	*	28	7-12	.583	1-2	.500	3-4	.750	4	8	12	9.6	0	0	3	1	1	0	18	12.7
at Auburn	12/31/17	*	27	0-3	.000	0-0	.000	0-0	.000	1	5	6	9.4	2	0	4	3	1	0	0	11.8
ALABAMA	01/04/18	*	35	6-11	.545	0-0	.000	2-2	1.000	1	6	7	9.2	4	0	4	2	1	1	14	11.9
at Ole Miss	01/07/18	*	43	6-12	.500	1-2	.500	6-6	1.000	5	5	10	9.3	3	0	2	3	0	1	19	12.4
KENTUCKY	01/11/18	*	32	4-9	.444	1-1	1.000	0-0	.000	2	8	10	9.3	3	0	1	1	0	2	9	12.2
LSU	01/14/18	*	37	8-15	.533	0-0	.000	4-7	.571	7	3	10	9.3	2	0	2	2	0	1	20	12.6
Totals.....		18	564	90-181	.497	8-21	.381	39-48	.813	66	102	168	9.3	34	0	39	31	6	15	227	12.6

Games played: 18
 Minutes/game: 31.3
 Points/game: 12.6
 FG Pct: 49.7
 3FG Pct: 38.1
 FT Pct: 81.3

Rebounds/game: 9.3
 Assists/game: 2.2
 Turnovers/game: 1.7
 Assist/turnover ratio: 1.3
 Steals/game: 0.8
 Blocks/game: 0.3

#55 Brower, Stephanie

Opponent	Date	GS	Min	---TOTAL---		---3-PTS---		---REBOUNDS---														
				FG-FGA	Pct	3FG-FGA	Pct	FT-FTA	Pct	Off	Def	Tot	Avg	PF	FO	A	TO	Blk	Stl	Pts	Avg	
SAINT JOSEPH'S	12/21/17		2	0-0	.000	0-0	.000	0-0	.000	0	0	0	0.0	1	0	0	0	0	0	0	0	0.0
DELAWARE STATE	12/27/17		4	0-1	.000	0-0	.000	0-2	.000	0	1	1	0.5	2	0	0	0	0	0	0	0	0.0
Totals.....		0	6	0-1	.000	0-0	.000	0-2	.000	0	1	1	0.5	3	0	0	0	0	0	0	0	0.0

Games played: 2
 Minutes/game: 3.0
 FG Pct: 0.0
 FT Pct: 0.0

Rebounds/game: 0.5

- Individual Career History (Jan 14, 2018)

Anderson,Dyandria

Year	GP-GS	Min/Avg	Total		3-Point		FT-FTA		Rebounds		PF-FO	Ast	TO	Blk	Stl	Pts/Avg	
			FG-FGA	Pct	FG-FGA	Pct	Pct	Pct	Tot	Avg							
2014-15	30-5	375/12.5	29-85	.341	1-10	.100	11-18	.611	22-26	48	1.6	30-0	13	33	2	30	70/2.3
2015-16	30-13	544/18.1	57-132	.432	11-42	.262	21-25	.840	32-53	85	2.8	39-0	47	50	9	46	146/4.9
2016-17	31-31	1052/33.9	75-187	.401	13-57	.228	59-86	.686	45-105	150	4.8	68-0	151	107	13	51	222/7.2
2017-18	18-18	576/32.0	71-169	.420	35-104	.337	26-36	.722	23-55	78	4.3	21-0	58	45	3	16	203/11.3
TOTAL	109-67	2547/23.4	232-573	.405	60-213	.282	117-165	.709	122-239	361	3.3	158-0	269	235	27	143	641/5.9

Brower,Stephanie

Year	GP-GS	Min/Avg	Total		3-Point		FT-FTA		Rebounds		PF-FO	Ast	TO	Blk	Stl	Pts/Avg	
			FG-FGA	Pct	FG-FGA	Pct	Pct	Pct	Tot	Avg							
2017-18	2-0	6/3.0	0-1	.000	0-0	.000	0-2	.000	0-1	1	0.5	3-0	0	0	0	0	0/0.0
TOTAL	2-0	6/3.0	0-1	.000	0-0	.000	0-2	.000	0-1	1	0.5	3-0	0	0	0	0	0/0.0

Hayes,Mikayla

Year	GP-GS	Min/Avg	Total		3-Point		FT-FTA		Rebounds		PF-FO	Ast	TO	Blk	Stl	Pts/Avg	
			FG-FGA	Pct	FG-FGA	Pct	Pct	Pct	Tot	Avg							
2017-18	18-0	157/8.7	13-36	.361	2-7	.286	10-19	.526	13-18	31	1.7	18-0	4	9	6	2	38/2.1
TOTAL	18-0	157/8.7	13-36	.361	2-7	.286	10-19	.526	13-18	31	1.7	18-0	4	9	6	2	38/2.1

Hersler,Paulina

Year	GP-GS	Min/Avg	Total		3-Point		FT-FTA		Rebounds		PF-FO	Ast	TO	Blk	Stl	Pts/Avg	
			FG-FGA	Pct	FG-FGA	Pct	Pct	Pct	Tot	Avg							
2014-15*	27-0	143/5.3	15-48	.313	8-23	.348	7-9	.778	7-16	23	0.9	15-0	2	16	0	2	45/1.7
2015-16*	35-0	364/10.4	30-84	.357	9-27	.333	10-15	.667	26-27	53	1.5	40-0	1	27	5	13	79/2.3
2016-17*	34-2	478/14.1	42-120	.350	18-60	.300	14-19	.737	34-53	87	2.6	48-1	12	36	17	11	116/3.4
2017-18	18-18	546/30.3	83-176	.472	29-80	.363	25-34	.735	30-89	119	6.6	31-0	18	28	8	10	220/12.2
TOTAL	18-18	546/30.3	83-176	.472	29-80	.363	25-34	.735	30-89	119	6.6	31-0	18	28	8	10	220/12.2
All*	114-20	1531/13.4	170-428	.397	64-190	.337	56-77	.727	97-185	282	2.5	134-1	33	107	30	36	460/4.0

* Statistics from prior team/school

Johnson,Tameria

Year	GP-GS	Min/Avg	Total		3-Point		FT-FTA		Rebounds		PF-FO	Ast	TO	Blk	Stl	Pts/Avg	
			FG-FGA	Pct	FG-FGA	Pct	Pct	Pct	Tot	Avg							
2017-18	15-0	81/5.4	5-13	.385	0-1	.000	5-8	.625	5-9	14	0.9	16-0	12	15	0	7	15/1.0
TOTAL	15-0	81/5.4	5-13	.385	0-1	.000	5-8	.625	5-9	14	0.9	16-0	12	15	0	7	15/1.0

Lorenzen,Haley

Year	GP-GS	Min/Avg	Total		3-Point		FT-FTA		Rebounds		PF-FO	Ast	TO	Blk	Stl	Pts/Avg	
			FG-FGA	Pct	FG-FGA	Pct	Pct	Pct	Tot	Avg							
2014-15	29-21	625/21.6	88-182	.484	0-0	.000	30-49	.612	54-63	117	4.0	58-0	18	36	30	21	206/7.1
2015-16	31-27	701/22.6	122-236	.517	0-0	.000	45-74	.608	81-88	169	5.5	81-3	15	46	32	24	289/9.3
2016-17	30-26	874/29.1	151-312	.484	11-26	.423	38-56	.679	71-110	181	6.0	85-3	40	60	38	32	351/11.7
2017-18	18-18	564/31.3	90-181	.497	8-21	.381	39-48	.813	66-102	168	9.3	34-0	39	31	6	15	227/12.6
TOTAL	108-92	2764/25.6	451-911	.495	19-47	.404	152-227	.670	272-363	635	5.9	258-6	112	173	106	92	1073/9.9

Morang,Sydney

Year	GP-GS	Min/Avg	Total		3-Point		FT-FTA		Rebounds		PF-FO	Ast	TO	Blk	Stl	Pts/Avg	
			FG-FGA	Pct	FG-FGA	Pct	Pct	Pct	Tot	Avg							
2016-17	27-9	455/16.9	29-106	.274	24-91	.264	3-7	.429	21-27	48	1.8	34-1	15	11	5	12	85/3.1
2017-18	3-0	50/16.7	5-13	.385	4-10	.400	0-2	.000	2-5	7	2.3	6-0	2	1	0	1	14/4.7
TOTAL	30-9	505/16.8	34-119	.286	28-101	.277	3-9	.333	23-32	55	1.8	40-1	17	12	5	13	99/3.3

Nakkasoglu,Funda

Year	GP-GS	Min/Avg	Total		3-Point		FT-FTA		Rebounds		PF-FO	Ast	TO	Blk	Stl	Pts/Avg	
			FG-FGA	Pct	FG-FGA	Pct	Pct	Pct	Tot	Avg							
2014-15*	29-28	996/34.3	163-413	.395	33-106	.311	145-180	.806	13-76	89	3.1	69-1	136	132	3	28	504/17.4
2015-16*	31-31	1094/35.3	199-471	.423	50-141	.355	197-224	.879	10-72	82	2.6	47-0	138	104	1	42	645/20.8
2017-18	16-16	559/34.9	79-192	.411	45-126	.357	36-46	.783	7-32	39	2.4	20-0	42	51	1	8	239/14.9
TOTAL	16-16	559/34.9	79-192	.411	45-126	.357	36-46	.783	7-32	39	2.4	20-0	42	51	1	8	239/14.9
All*	76-75	2649/34.9	441-1076	.410	128-373	.343	378-450	.840	30-180	210	2.8	136-1	316	287	5	78	1388/18.3

* Statistics from prior team/school

- Individual Career History (Jan 14, 2018)

 Portakal,Elif

Year	GP-GS	Min/Avg	Total		3-Point		FT-FTA		Rebounds			PF-FO	Ast	TO	Blk	Stl	Pts/Avg
			FG-FGA	Pct	FG-FGA	Pct	Pct	Off-Def	Tot	Avg							
2016-17	19-0	130/6.8	5-17	.294	2-6	.333	1-4	.250	0-9	9	0.5	6-0	20	26	0	4	13/0.7
2017-18	17-0	110/6.5	4-22	.182	2-14	.143	3-4	.750	2-5	7	0.4	9-0	9	11	0	0	13/0.8
TOTAL	36-0	240/6.7	9-39	.231	4-20	.200	4-8	.500	2-14	16	0.4	15-0	29	37	0	4	26/0.7

 Searcy,Sydney

Year	GP-GS	Min/Avg	Total		3-Point		FT-FTA		Rebounds			PF-FO	Ast	TO	Blk	Stl	Pts/Avg
			FG-FGA	Pct	FG-FGA	Pct	Pct	Off-Def	Tot	Avg							
2016-17	31-0	367/11.8	28-80	.350	3-25	.120	11-17	.647	10-19	29	0.9	53-3	23	28	3	24	70/2.3
2017-18	16-2	269/16.8	25-72	.347	20-59	.339	6-15	.400	9-17	26	1.6	18-0	14	17	0	5	76/4.8
TOTAL	47-2	636/13.5	53-152	.349	23-84	.274	17-32	.531	19-36	55	1.2	71-3	37	45	3	29	146/3.1

 Thomas,Jalayssha

Year	GP-GS	Min/Avg	Total		3-Point		FT-FTA		Rebounds			PF-FO	Ast	TO	Blk	Stl	Pts/Avg
			FG-FGA	Pct	FG-FGA	Pct	Pct	Off-Def	Tot	Avg							
2017-18	18-0	188/10.4	16-30	.533	3-8	.375	4-7	.571	21-42	63	3.5	11-0	7	12	1	2	39/2.2
TOTAL	18-0	188/10.4	16-30	.533	3-8	.375	4-7	.571	21-42	63	3.5	11-0	7	12	1	2	39/2.2

 Washington,Delicia

Year	GP-GS	Min/Avg	Total		3-Point		FT-FTA		Rebounds			PF-FO	Ast	TO	Blk	Stl	Pts/Avg
			FG-FGA	Pct	FG-FGA	Pct	Pct	Off-Def	Tot	Avg							
2016-17	31-30	802/25.9	140-346	.405	10-38	.263	55-94	.585	57-107	164	5.3	95-3	51	106	2	41	345/11.1
2017-18	18-18	544/30.2	66-198	.333	21-82	.256	28-52	.538	43-117	160	8.9	45-2	64	67	0	12	181/10.1
TOTAL	49-48	1346/27.5	206-544	.379	31-120	.258	83-146	.568	100-224	324	6.6	140-5	115	173	2	53	526/10.7

2017-18 Univ. of Florida
Specialty Statistics

Opponent	T/O	2ndCh	Paint	FastB	Bench	Ties	Leads	WL	Score	Leads overcome
Georgia State	20	22	34	8	13	1	1	W	82-66	trailed by 8 1st-08:27
Arkansas State	13	15	26	0	15	7	5	L	69-70	lost 4 3rd-09:32
#17/14 Florida State	6	8	20	4	16	2	0	L	54-84	lost 2 1st-09:20
Richmond	9	7	16	2	8	0	3	W	87-80	trailed by 2 3rd-00:33
Stetson	13	8	24	0	6	2	2	L	71-85	lost 3 1st-03:58
Savannah State	14	15	20	8	20	0	0	W	90-40	
Jacksonville	19	26	36	7	8	0	0	W	69-59	
Oklahoma	6	14	18	2	0	1	3	W	80-61	trailed by 2 1st-09:50
#12 Ohio State	11	14	28	2	14	0	0	L	77-103	
Marshall	15	11	14	2	11	2	2	W	74-69	trailed by 6 1st-05:48
Chattanooga	10	8	30	4	2	6	4	L	60-65	lost 10 2nd-00:01
Saint Joseph's	19	21	28	0	5	1	1	W	71-51	trailed by 2 1st-09:41
Delaware State	7	16	32	4	21	0	0	W	85-51	
Auburn	2	16	18	2	10	1	1	L	55-84	lost 16 1st-03:19
Alabama	8	7	14	2	2	1	1	L	54-63	lost 2 1st-09:39
Ole Miss	19	11	26	8	5	3	5	L	75-78	lost 3 1st-06:14
Kentucky	17	9	18	2	4	2	4	L	53-56	lost 7 3rd-06:37
LSU	13	22	28	6	4	2	2	L	59-66	lost 12 2nd-07:03
Totals	221	250	430	63	164	31	34			
Average/Game	12.3	13.9	23.9	3.5	9.1	1.7	1.9			
Opponent	305	195	522	108	390	25	33			
Average/Game	16.9	10.8	29.0	6.0	21.7	1.4	1.8			

2017-18 Univ. of Florida
 Florida Player High/Low Analysis (as of Jan 14, 2018)
 All games

Florida - INDIVIDUAL GAME HIGHS

Points.....	29	Anderson,Dyandria at Oklahoma (12/03/17)
	25	Nakkasoglu,Funda vs Richmond (11/21/17)
	24	Nakkasoglu,Funda at Oklahoma (12/03/17)
	21	Nakkasoglu,Funda vs Chattanooga (12/20/17)
	21	Anderson,Dyandria vs Stetson (11/22/17)
Field Goals Made.....	9	Lorenzen,Haley vs Jacksonville (11/28/17)
	8	Lorenzen,Haley vs LSU (01/14/18)
	8	Anderson,Dyandria at Oklahoma (12/03/17)
	8	Anderson,Dyandria vs Stetson (11/22/17)
	8	Nakkasoglu,Funda vs Richmond (11/21/17)
	8	Anderson,Dyandria vs Georgia State (11/11/17)
Field Goal Att.....	18	Nakkasoglu,Funda at Ole Miss (01/07/18)
	18	Washington,Delicia vs Chattanooga (12/20/17)
FG Pct (min 5 made).....	.875 (7-8)	Washington,Delicia vs Saint Joseph's (12/21/17)
	.727 (8-11)	Anderson,Dyandria at Oklahoma (12/03/17)
	.727 (8-11)	Nakkasoglu,Funda vs Richmond (11/21/17)
3-Point FG Made.....	7	Nakkasoglu,Funda vs Richmond (11/21/17)
	6	Anderson,Dyandria at Oklahoma (12/03/17)
	6	Searcy,Sydney vs Savannah State (11/23/17)
3-Point FG Att.....	14	Nakkasoglu,Funda at Ole Miss (01/07/18)
	12	Nakkasoglu,Funda vs Marshall (12/10/17)
	12	Searcy,Sydney vs Savannah State (11/23/17)
3-Pt FG Pct (min 2 made).....	1.000 (2-2)	Searcy,Sydney vs Jacksonville (11/28/17)
	.857 (6-7)	Anderson,Dyandria at Oklahoma (12/03/17)
Free Throws Made.....	7	Anderson,Dyandria at Oklahoma (12/03/17)
	6	Lorenzen,Haley at Ole Miss (01/07/18)
	6	Nakkasoglu,Funda at Oklahoma (12/03/17)
	6	Lorenzen,Haley vs Richmond (11/21/17)
Free Throw Att.....	9	Anderson,Dyandria at Oklahoma (12/03/17)
	8	Washington,Delicia vs Marshall (12/10/17)
	8	Lorenzen,Haley at Oklahoma (12/03/17)
FT Pct (min 3 made).....	1.000 (6-6)	Lorenzen,Haley at Ole Miss (01/07/18)
	1.000 (6-6)	Lorenzen,Haley vs Richmond (11/21/17)
	1.000 (4-4)	Nakkasoglu,Funda vs #12 Ohio State (12/06/17)
	1.000 (4-4)	Hersler,Paulina vs Savannah State (11/23/17)
	1.000 (3-3)	Hersler,Paulina at Auburn (12/31/17)
	1.000 (3-3)	Lorenzen,Haley vs Georgia State (11/11/17)
Rebounds.....	15	Washington,Delicia at Oklahoma (12/03/17)
	13	Washington,Delicia vs LSU (01/14/18)
	13	Washington,Delicia vs Chattanooga (12/20/17)
Assists.....	10	Washington,Delicia vs Savannah State (11/23/17)
	8	Anderson,Dyandria vs Georgia State (11/11/17)
Steals.....	3	Washington,Delicia at Oklahoma (12/03/17)
	2	Johnson,Tameria vs LSU (01/14/18)
	2	Washington,Delicia vs LSU (01/14/18)
	2	Lorenzen,Haley vs Kentucky (01/11/18)
	2	Nakkasoglu,Funda at Ole Miss (01/07/18)
	2	Anderson,Dyandria vs Alabama (01/04/18)
	2	Hersler,Paulina vs Alabama (01/04/18)
	2	Anderson,Dyandria at Auburn (12/31/17)
	2	Anderson,Dyandria vs Chattanooga (12/20/17)
	2	Lorenzen,Haley vs Chattanooga (12/20/17)
	2	Anderson,Dyandria vs Marshall (12/10/17)
	2	Lorenzen,Haley vs Marshall (12/10/17)
	2	Hersler,Paulina vs Jacksonville (11/28/17)
	2	Searcy,Sydney vs Jacksonville (11/28/17)
	2	Lorenzen,Haley vs Savannah State (11/23/17)
	2	Johnson,Tameria vs Stetson (11/22/17)
	2	Anderson,Dyandria vs Richmond (11/21/17)
	2	Lorenzen,Haley vs Richmond (11/21/17)
	2	Anderson,Dyandria vs #17/14 Florida State (11/17/17)
	2	Anderson,Dyandria vs Georgia State (11/11/17)
	2	Thomas,Jalaysha vs Georgia State (11/11/17)
Blocked Shots.....	3	Hersler,Paulina vs Arkansas State (11/14/17)
	2	Hayes,Mikayla vs Kentucky (01/11/18)
	2	Hersler,Paulina vs Saint Joseph's (12/21/17)
Turnovers.....	9	Washington,Delicia vs Arkansas State (11/14/17)
	7	Nakkasoglu,Funda at Auburn (12/31/17)
	7	Washington,Delicia vs Delaware State (12/27/17)
Fouls.....	5	Washington,Delicia vs LSU (01/14/18)
	5	Washington,Delicia at Ole Miss (01/07/18)
Minutes.....	48	Nakkasoglu,Funda at Ole Miss (01/07/18)
	44	Anderson,Dyandria at Ole Miss (01/07/18)
	43	Lorenzen,Haley at Ole Miss (01/07/18)
	42	Hersler,Paulina at Ole Miss (01/07/18)
	37	Lorenzen,Haley vs LSU (01/14/18)
	37	Nakkasoglu,Funda vs Chattanooga (12/20/17)
	37	Nakkasoglu,Funda vs Marshall (12/10/17)
	37	Nakkasoglu,Funda at Oklahoma (12/03/17)

2017-18 Univ. of Florida
 Florida High/Low Analysis (as of Jan 14, 2018)
 All games

OPPONENT INDIVIDUAL GAME HIGHS

Points.....	30	Mitchell,Kelsey vs #12 Ohio State (12/06/17)
	26	AJ Alix vs #17/14 Florida State (11/17/17)
	25	McKay,Janiah at Auburn (12/31/17)
	25	BUIE, Brandi vs Jacksonville (11/28/17)
	23	JACKSON, Chloe vs LSU (01/14/18)
Field Goals Made.....	12	Mitchell,Kelsey vs #12 Ohio State (12/06/17)
	11	Pellington,Shaina at Oklahoma (12/03/17)
Field Goal Att.....	23	Muhammad, Madinah at Ole Miss (01/07/18)
	22	Mitchell,Kelsey vs #12 Ohio State (12/06/17)
FG Pct (min 5 made).....	.800 (8-10)	WAGNER, Sydney vs Stetson (11/22/17)
	.727 (8-11)	Mavunga,Stephanie vs #12 Ohio State (12/06/17)
3-Point FG Made.....	6	AJ Alix vs #17/14 Florida State (11/17/17)
	4	Lewis, Torri at Ole Miss (01/07/18)
	4	Jones,Emari at Auburn (12/31/17)
	4	Mitchell,Kelsey vs #12 Ohio State (12/06/17)
	4	WAGNER, Sydney vs Stetson (11/22/17)
3-Point FG Att.....	13	Muhammad, Madinah at Ole Miss (01/07/18)
	10	Lewis, Torri at Ole Miss (01/07/18)
	10	AJ Alix vs #17/14 Florida State (11/17/17)
	10	Imani Wright vs #17/14 Florida State (11/17/17)
3-Pt FG Pct (min 2 made).....	1.000 (4-4)	WAGNER, Sydney vs Stetson (11/22/17)
	1.000 (2-2)	Murray, Taylor vs Kentucky (01/11/18)
	1.000 (2-2)	Mayo, Kristen vs Marshall (12/10/17)
	1.000 (2-2)	Westbrook, Akasha vs Arkansas State (11/14/17)
Free Throws Made.....	8	Calhoun,Sierra vs #12 Ohio State (12/06/17)
	8	BEACH, McKenna vs Stetson (11/22/17)
Free Throw Att.....	8	McKay,Janiah at Auburn (12/31/17)
	8	Calhoun,Sierra vs #12 Ohio State (12/06/17)
	8	BEACH, McKenna vs Stetson (11/22/17)
	8	PARSON, Micaela vs Richmond (11/21/17)
FT Pct (min 3 made).....	1.000 (8-8)	Calhoun,Sierra vs #12 Ohio State (12/06/17)
	1.000 (8-8)	BEACH, McKenna vs Stetson (11/22/17)
	1.000 (6-6)	BUIE, Brandi vs Jacksonville (11/28/17)
	1.000 (4-4)	Muhammad, Madinah at Ole Miss (01/07/18)
	1.000 (4-4)	Aryanna Gilbert vs Chattanooga (12/20/17)
	1.000 (4-4)	ALLEN,Kaylee vs Savannah State (11/23/17)
	1.000 (4-4)	Nicki Ekhomu vs #17/14 Florida State (11/17/17)
	1.000 (3-3)	POINTER, Khayla vs LSU (01/14/18)
Rebounds.....	13	MITCHELL, Ayana vs LSU (01/14/18)
	13	GORDON, Kayla vs Jacksonville (11/28/17)
	13	COLCLOUGH, Kennedi vs Stetson (11/22/17)
	13	Fluker, Shay vs Georgia State (11/11/17)
Assists.....	9	Muhammad, Madinah at Ole Miss (01/07/18)
	7	BEACH, McKenna vs Stetson (11/22/17)
Steals.....	6	ASHE,Lanayjha vs Delaware State (12/27/17)
	5	Mitchell,Kelsey vs #12 Ohio State (12/06/17)
	5	SCOTT,Donasja vs Savannah State (11/23/17)
Blocked Shots.....	3	AIFUWA, Faustine vs LSU (01/14/18)
	3	Knight,Ashley vs Alabama (01/04/18)
	3	Bria Dial vs Chattanooga (12/20/17)
	3	Mavunga,Stephanie vs #12 Ohio State (12/06/17)
Turnovers.....	6	Newby, Madison vs Georgia State (11/11/17)
	4	MITCHELL, Ayana vs LSU (01/14/18)
Fouls.....	5	LOUIS, Raigyne vs LSU (01/14/18)
	5	Gibson, Shelby at Ole Miss (01/07/18)
	5	Alexander, Asheika vs Marshall (12/10/17)
	5	Zhibareva, Ekaterina vs Marshall (12/10/17)
	5	Saintigene, Ashley vs Marshall (12/10/17)

2017-18 Univ. of Florida
 Florida Team High/Low Analysis (as of Jan 14, 2018)

Florida - TEAM GAME HIGHS

POINTS.....	90	vs Savannah State (11/23/17)
	87	vs Richmond (11/21/17)
	85	DELAWARE STATE (12/27/17)
	82	GEORGIA STATE (11/11/17)
	80	at Oklahoma (12/03/17)
FIELD GOALS MADE.....	33	GEORGIA STATE (11/11/17)
	30	DELAWARE STATE (12/27/17)
	30	#12 OHIO STATE (12/06/17)
	30	vs Savannah State (11/23/17)
FIELD GOAL ATTEMPTS.....	70	GEORGIA STATE (11/11/17)
	69	at Ole Miss (01/07/18)
FIELD GOAL PERCENTAGE.....	.510 (26-51)	ARKANSAS STATE (11/14/17)
	.492 (30-61)	vs Savannah State (11/23/17)
3 PT FIELD GOALS MADE.....	17	vs Savannah State (11/23/17)
	15	vs Richmond (11/21/17)
3 PT FG ATTEMPTS.....	39	vs Savannah State (11/23/17)
	36	KENTUCKY (01/11/18)
3 PT FG PERCENTAGE.....	.500 (15-30)	vs Richmond (11/21/17)
	.462 (12-26)	at Oklahoma (12/03/17)
FREE THROWS MADE.....	22	at Oklahoma (12/03/17)
	17	MARSHALL (12/10/17)
FREE THROW ATTEMPTS.....	30	at Oklahoma (12/03/17)
	26	DELAWARE STATE (12/27/17)
FREE THROW PERCENTAGE.....	.867 (13-15)	vs Savannah State (11/23/17)
	.833 (10-12)	CHATTANOOGA (12/20/17)
REBOUNDS.....	68	DELAWARE STATE (12/27/17)
	58	vs Savannah State (11/23/17)
ASSISTS.....	22	GEORGIA STATE (11/11/17)
	21	vs Savannah State (11/23/17)
STEALS.....	8	at Ole Miss (01/07/18)
	8	GEORGIA STATE (11/11/17)
BLOCKED SHOTS.....	5	ARKANSAS STATE (11/14/17)
	3	KENTUCKY (01/11/18)
	3	ALABAMA (01/04/18)
	3	GEORGIA STATE (11/11/17)
TURNOVERS.....	28	at Auburn (12/31/17)
	24	#12 OHIO STATE (12/06/17)
FOULS.....	18	LSU (01/14/18)
	16	at Ole Miss (01/07/18)
	16	at Auburn (12/31/17)
	16	vs Stetson (11/22/17)

Opponent - GAME HIGHS

POINTS.....	103	#12 OHIO STATE (12/06/17)
	85	vs Stetson (11/22/17)
	84	at Auburn (12/31/17)
	84	#17/14 FLORIDA STATE (11/17/17)
	80	vs Richmond (11/21/17)
FIELD GOALS MADE.....	40	#12 OHIO STATE (12/06/17)
	32	at Auburn (12/31/17)
	32	#17/14 FLORIDA STATE (11/17/17)
FIELD GOAL ATTEMPTS.....	83	at Auburn (12/31/17)
	81	at Ole Miss (01/07/18)
FIELD GOAL PERCENTAGE.....	.541 (40-74)	#12 OHIO STATE (12/06/17)
	.537 (29-54)	vs Stetson (11/22/17)
3 PT FIELD GOALS MADE.....	11	vs Stetson (11/22/17)
	11	#17/14 FLORIDA STATE (11/17/17)
3 PT FG ATTEMPTS.....	35	at Ole Miss (01/07/18)
	29	DELAWARE STATE (12/27/17)
3 PT FG PERCENTAGE.....	.579 (11-19)	vs Stetson (11/22/17)
	.500 (6-12)	KENTUCKY (01/11/18)
FREE THROWS MADE.....	16	vs Stetson (11/22/17)
	14	at Ole Miss (01/07/18)
	14	#12 OHIO STATE (12/06/17)
FREE THROW ATTEMPTS.....	19	vs Stetson (11/22/17)
	16	at Ole Miss (01/07/18)
	16	at Auburn (12/31/17)
FREE THROW PERCENTAGE.....	.933 (14-15)	#12 OHIO STATE (12/06/17)
	.900 (9-10)	JACKSONVILLE (11/28/17)
REBOUNDS.....	50	#17/14 FLORIDA STATE (11/17/17)
	48	at Ole Miss (01/07/18)
ASSISTS.....	20	at Ole Miss (01/07/18)
	15	LSU (01/14/18)
	15	vs Stetson (11/22/17)
STEALS.....	13	at Auburn (12/31/17)
	13	#12 OHIO STATE (12/06/17)
BLOCKED SHOTS.....	6	#12 OHIO STATE (12/06/17)
	4	LSU (01/14/18)
	4	CHATTANOOGA (12/20/17)
	4	GEORGIA STATE (11/11/17)
TURNOVERS.....	20	GEORGIA STATE (11/11/17)
	17	JACKSONVILLE (11/28/17)
FOULS.....	20	LSU (01/14/18)
	20	at Ole Miss (01/07/18)
	20	at Auburn (12/31/17)
	20	MARSHALL (12/10/17)
	20	at Oklahoma (12/03/17)

2017-18 Univ. of Florida
 Florida High/Low Analysis (as of Jan 14, 2018)

Florida - GAME LOWS

POINTS.....	53	KENTUCKY (01/11/18)
	54	#17/14 FLORIDA STATE (11/17/17)
	54	ALABAMA (01/04/18)
	55	at Auburn (12/31/17)
	59	LSU (01/14/18)
FIELD GOALS MADE.....	18	at Auburn (12/31/17)
	20	ALABAMA (01/04/18)
	20	KENTUCKY (01/11/18)
FIELD GOAL ATTEMPTS.....	45	at Auburn (12/31/17)
	51	ARKANSAS STATE (11/14/17)
FIELD GOAL PERCENTAGE.....	.323 (21-65)	#17/14 FLORIDA STATE (11/17/17)
	.328 (20-61)	KENTUCKY (01/11/18)
3 PT FIELD GOALS MADE.....	4	CHATTANOOGA (12/20/17)
	6	JACKSONVILLE (11/28/17)
	6	at Auburn (12/31/17)
	6	LSU (01/14/18)
3 PT FG ATTEMPTS.....	18	JACKSONVILLE (11/28/17)
	20	ARKANSAS STATE (11/14/17)
	20	at Auburn (12/31/17)
3 PT FG PERCENTAGE.....	.143 (4-28)	CHATTANOOGA (12/20/17)
	.194 (6-31)	LSU (01/14/18)
FREE THROWS MADE.....	3	KENTUCKY (01/11/18)
	4	ALABAMA (01/04/18)
FREE THROW ATTEMPTS.....	4	KENTUCKY (01/11/18)
	5	ALABAMA (01/04/18)
FREE THROW PERCENTAGE.....	.385 (5-13)	#17/14 FLORIDA STATE (11/17/17)
	.500 (5-10)	JACKSONVILLE (11/28/17)
REBOUNDS.....	28	vs Stetson (11/22/17)
	32	#17/14 FLORIDA STATE (11/17/17)
ASSISTS.....	9	at Auburn (12/31/17)
	10	#17/14 FLORIDA STATE (11/17/17)
	10	LSU (01/14/18)
STEALS.....	1	#12 OHIO STATE (12/06/17)
	2	ARKANSAS STATE (11/14/17)
	2	vs Savannah State (11/23/17)
BLOCKED SHOTS.....	0	#17/14 FLORIDA STATE (11/17/17)
	0	vs Richmond (11/21/17)
	0	vs Savannah State (11/23/17)
	0	at Oklahoma (12/03/17)
	0	MARSHALL (12/10/17)
	0	at Ole Miss (01/07/18)
	0	LSU (01/14/18)
TURNOVERS.....	6	#17/14 FLORIDA STATE (11/17/17)
	8	vs Stetson (11/22/17)
FOULS.....	9	#17/14 FLORIDA STATE (11/17/17)
	10	GEORGIA STATE (11/11/17), MARSHALL (12/10/17), KENTUCKY (01/11/18)

Opponent - GAME LOWS

POINTS.....	40	vs Savannah State (11/23/17)
	51	SAINT JOSEPH'S (12/21/17)
	51	DELAWARE STATE (12/27/17)
	56	KENTUCKY (01/11/18)
	59	JACKSONVILLE (11/28/17)
FIELD GOALS MADE.....	14	vs Savannah State (11/23/17)
	20	DELAWARE STATE (12/27/17)
FIELD GOAL ATTEMPTS.....	54	vs Stetson (11/22/17)
	55	KENTUCKY (01/11/18)
FIELD GOAL PERCENTAGE.....	.219 (14-64)	vs Savannah State (11/23/17)
	.256 (20-78)	DELAWARE STATE (12/27/17)
3 PT FIELD GOALS MADE.....	1	SAINT JOSEPH'S (12/21/17)
	2	vs Savannah State (11/23/17)
3 PT FG ATTEMPTS.....	12	KENTUCKY (01/11/18)
	13	SAINT JOSEPH'S (12/21/17)
3 PT FG PERCENTAGE.....	.077 (1-13)	SAINT JOSEPH'S (12/21/17)
	.125 (2-16)	vs Savannah State (11/23/17)
FREE THROWS MADE.....	1	MARSHALL (12/10/17)
	4	GEORGIA STATE (11/11/17)
	4	at Oklahoma (12/03/17)
	4	KENTUCKY (01/11/18)
FREE THROW ATTEMPTS.....	3	MARSHALL (12/10/17)
	7	KENTUCKY (01/11/18)
FREE THROW PERCENTAGE.....	.333 (1-3)	MARSHALL (12/10/17)
	.500 (4-8)	GEORGIA STATE (11/11/17)
	.500 (4-8)	at Oklahoma (12/03/17)
	.500 (6-12)	SAINT JOSEPH'S (12/21/17)
REBOUNDS.....	27	vs Savannah State (11/23/17)
	31	at Oklahoma (12/03/17)
ASSISTS.....	4	vs Savannah State (11/23/17)
	5	DELAWARE STATE (12/27/17)
	5	ALABAMA (01/04/18)
STEALS.....	0	#17/14 FLORIDA STATE (11/17/17)
	3	vs Stetson (11/22/17)
BLOCKED SHOTS.....	0	vs Savannah State (11/23/17)
	0	DELAWARE STATE (12/27/17)
TURNOVERS.....	5	at Auburn (12/31/17)
	7	#17/14 FLORIDA STATE (11/17/17)
	7	at Oklahoma (12/03/17)
FOULS.....	8	KENTUCKY (01/11/18)
	10	ALABAMA (01/04/18)

2017-18 Florida Gator Basketball ... by the numbers

Overall Record: 8-10 (Home: 5-7 Away: 1-2 Neutral: 2-1) *** **Southeastern Conference: 0-5** (Home: 0-3 * Away: 0-2)

Largest Margin of Victory: 50 points (90-40 vs. Savannah St., 11/23/17)
[under Newbauer: same]

Largest Margin of Defeat: 30 points (84-54, vs. Florida St., 11/17/17)
[under Newbauer: same]

Smallest Margin of Victory: 5 points (74-69, vs. Marshall, 12/10/17)
[under Newbauer: same]

Smallest Margin of Defeat: 1 point (70-69 vs. Arkansas State, 11/14/17)
[under Newbauer: same]

Average Margin in a Victory: 20.0 points (161 total points in 8 games)
[under Newbauer: same]

Average Margin in a Defeat: 12.7 points (127 total points in 10 games)
[under Newbauer: same]

Largest Lead in a game: 58 pts (7:45/4Q vs Savannah St., 11/23/17)
[under Newbauer: same]

Largest Deficit in a game: 35 points (3:11/4Q vs. Ohio State, 12/6/17)
[under Newbauer: same]

Largest Deficit and won: 8 pts (8:27/1Q vs. Georgia State 11/11/17)
[under Newbauer: same]

Largest Lead and lost: 16 points (3:19/1Q at Auburn, 12/31/17)
[under Newbauer: same]

UF when leading at half: 8-4 (L's vs. Ark. St., led by 1; UTC by 10; AU, LS)

UF when trailing at half: 0-6

UF when tied at half: 0-0

SCORING

UF when scoring in 40's: 0-0

UF when scoring in 50's: 0-5

UF when scoring in 60's: 1-2

UF when scoring in 70's: 2-3

UF when scoring in 80's: 4-0

UF when scoring in 90's: 1-0

UF when outscoring opponent: 8-0

UF when opponent scores in 40's: 1-0

UF when opponent scores in 50's: 3-1

UF when opponent scores in 60's: 3-3

UF when opponent scores in 70's: 0-2

UF when opponent scores in 80's: 1-3

UF when opponent scores in 90's: 0-0

UF when opponent scores in 100's: 0-1

SHOOTING PERCENTAGE

UF when shooting at least 40%: 8-4

UF when shooting less than 40%: 0-6

UF when opponent shoots at least 40%: 2-6

UF when opponent shoots less than 40%: 6-4

INDIVIDUAL SCORING

UF when Florida player scores 20 points or more: 4-3

UF when no Florida player scores at least 20 points: 4-7

UF when opposing player scores 20 points or more: 4-6

UF when no opposing player scores at least 20 points: 4-4

UF when 0 Gators score in double-figures: 0-0

UF when 1 Gator scores in double-figures: 0-0

UF when 2 Gators score in double-figures: 0-3

UF when 3 Gators score in double-figures: 3-3

UF when 4 Gators score in double-figures: 2-5

UF when 5 Gators score in double-figures: 3-0

3-POINT SHOOTING

UF when making 8 or more three-point shots: 6-6

UF when making less than 8 three-point shots: 2-4

UF when opponent makes 8 or more three-point shots: 3-6

UF when opponent makes less than 8 three-point shots: 5-4

FREE THROWS

UF when attempting 20 or more free throws: 4-1

UF when attempting less than 20 free throws: 4-9

UF when opponent attempts 20 free throws or more: 0-0

UF when opponent attempts less than 20 free throws: 8-10

UF when attempting more free throws than opponent: 6-6

UF when opponent attempts more free throws than UF: 1-4

UF when attempting same number of free throws: 1-0

FREE THROW PERCENTAGE

UF when FT% is higher than 68%: 4-6

UF when FT% is 68% or lower: 4-4

UF when opponent FT% is higher than 68%: 3-7

UF when opponent FT% is 68% or lower: 5-3

TEAM REBOUNDING

UF when outrebounding opponent: 7-4

UF when outrebounded by opponent: 0-5

UF when rebounds are equal: 1-1

ASSISTS

UF when Florida has 15 or more assists: 7-4

UF when Florida has less than 15 assists: 1-7

UF when opponent has 15 or more assists: 0-2

UF when opponent has less than 15 assists: 8-8

TURNOVERS

UF when committing 17 turnovers or less: 6-6

UF when committing more than 17 turnovers: 2-4

UF when forcing less than 17 opponent turnovers: 6-10

UF when forcing at least 17 opponent turnovers: 2-0

ATTENDANCE

UF when home attendance is 2,000 or higher: 0-1

UF when home attendance is less than 2,000: 5-6

UF when road attendance is 2,000 or higher: 1-0

UF when road attendance is less than 2,000: 0-2

UF when neutral site attendance is 2,000 or higher: 0-0

UF when neutral site attendance is less than 2,000: 2-1

SCHEDULING

UF on Sunday: 2-3

on Thursday: 2-2

on Monday: 0-0

on Friday: 0-1

on Tuesday: 2-1

on Saturday: 1-0

on Wednesday: 1-3

UNIFORM COLORS

When wearing....

White: 6-7 overall (5-6 home; 0-0 away; 1-1 neutral)

Blue: 1-1 overall (0-0 home; 0-1 away; 1-0 neutral)

Black: 0-2 overall (0-1 home; 0-1 away; 0-0 neutral)

Orange: 1-0 overall (0-0 home; 1-0 away; 0-0 neutral)

Pink: 0-0 overall (0-0 home; 0-0 away; 0-0 neutral)

BENCH WORK

UF when UF bench outscores opponent bench: 3-1

UF when Opponent bench outscores UF bench: 5-8

Bench Scoring is equal: 0-1

UF when UF bench outrebounds opponent bench: 3-2

UF when Opponent bench outrebounds UF bench: 5-8

Bench Rebounds are equal: 0-0

2017-18 Florida Gators Miscellaneous Stats

WHAT WE'RE WEARING & WHO STARTED

Gm	Date	Opponent	Jersey Record				UF Result	Lineup					Record		
			Jersey Color	White	Blue	Orange		Black	Pink	Forward	Forward/Center	Guard		Guard	Guard
1	Nov. 11	GEORGIA STATE	White	1-0				W	82-66	Hersler	Lorenzen	Nakkasoglu	Anderson	Washington	1-0
2	Nov. 14	ARKANSAS STATE	White	1-1				L	69-70	Hersler	Lorenzen	Nakkasoglu	Anderson	Washington	1-1
3	Nov. 17	#17/14 FLORIDA ST.	White	1-2				L	54-84	Hersler	Lorenzen	Nakkasoglu	Anderson	Washington	1-2
4	Nov. 21	vs. Richmond	White	2-2				W	87-80	Hersler	Lorenzen	Nakkasoglu	Anderson	Washington	2-2
5	Nov. 22	vs. Stetson	White	2-3				L	71-85	Hersler	Lorenzen	Searcy	Anderson	Washington	0-1
6	Nov. 23	vs. Savannah State	Blue		1-0			W	90-40	Hersler	Lorenzen	Searcy	Anderson	Washington	1-1
7	Nov. 28	JACKSONVILLE	White	3-3				W	69-59	Hersler	Lorenzen	Nakkasoglu	Anderson	Washington	3-2
8	Dec. 3	at Oklahoma	Orange			1-0		W	80-61	Hersler	Lorenzen	Nakkasoglu	Anderson	Washington	4-2
9	Dec. 6	#8 OHIO STATE	Black				0-1	L	77-103	Hersler	Lorenzen	Nakkasoglu	Anderson	Washington	4-3
10	Dec. 10	MARSHALL	White	4-3				W	74-69	Hersler	Lorenzen	Nakkasoglu	Anderson	Washington	5-3
11	Dec. 20	CHATTANOOGA	White	4-4				L	60-65	Hersler	Lorenzen	Nakkasoglu	Anderson	Washington	5-4
12	Dec. 21	SAINT JOSEPH'S	White	5-4				W	71-51	Hersler	Lorenzen	Nakkasoglu	Anderson	Washington	6-4
13	Dec. 27	DELAWARE STATE	White	6-4				W	85-51	Hersler	Lorenzen	Nakkasoglu	Anderson	Washington	7-4
14	Dec. 31	at Auburn	Blue		1-1			L	55-84	Hersler	Lorenzen	Nakkasoglu	Anderson	Washington	7-5
15	Jan. 4	ALABAMA	White	6-5				L	54-63	Hersler	Lorenzen	Nakkasoglu	Anderson	Washington	7-6
16	Jan. 7	at Ole Miss	Black				0-2	L-2OT	75-78	Hersler	Lorenzen	Nakkasoglu	Anderson	Washington	7-7
17	Jan. 11	KENTUCKY	White	6-6				L	53-56	Hersler	Lorenzen	Nakkasoglu	Anderson	Washington	7-8
18	Jan. 14	LSU	White	6-7				L	59-66	Hersler	Lorenzen	Nakkasoglu	Anderson	Washington	7-9
19	Jan. 17	at Arkansas													

2017-18 Starting Line-Ups

Game#	Record	Line-Up (F-F/C-G-G-G)
1-4, 7-18	7-9	Hersler-Lorenzen-Nakkasoglu-Anderson-Washington
5-6	1-1	Hersler-Lorenzen-Searcy-Anderson-Washington

Consecutive Starts

Anderson	51 games
Washington	40 games
Lorenzen	18 games
Hersler	18 games
Nakkasoglu	13 games

Total Career Starts at UF

Lorenzen	92	Nakkasoglu	16
Anderson	67	Morang	9
Washington	48	Searcy	2
Hersler	18		

2017-18 Florida Gators Miscellaneous Stats

Margin	1	2	3	4	5	6	7	8	9	10	11-14	15-19	20-24	25-29	30-34	35+
Victory	-	-	-	1	-	1	-	1	-	1	-	2	1	-	1	1
Defeat	1	-	2	-	1	-	1	-	1	-	1	-	-	2	1	-

Three-Point Play Opportunities in 2017-18

	Made FG '17	FT-FTA '17	Career FGs	Career FTs
Nakkasoglu	4	3-4	same	same
Washington	4*	0-3	12*	6-12
Hersler	2	1-2	same	same
Anderson	3	2-3	13	9-13
Lorenzen	4	2-4	18	7-18
Hersler	3	1-3	same	same
Thomas	1	1-1	same	same
Hayes	1	0-1	same	same
Searcy			1	1-1
Morang			1	0-1

	Fouled Att-3FG	FT-FTA	Career 3FGA	Career FTs
Hersler	3	7-9	same	same
Searcy	2	2-6	same	same
Washington	1	1-3	2	3-6

FOUR-Point-Play Opportunities in 2017-18

	Made 3FG	FT-FTA	Career 3FGs	Career FTs
Hersler	1	1-1	same	same

*at Auburn, fouled but injured on the play and did not shoot the free throw

Three/Four-Point Play Opportunities Game Log

Game Date	Opponent	Gator (FTs)
1 Nov. 11	GEORGIA STATE	Lorenzen (1-1)
2 Nov. 14	ARKANSAS ST	Hersler (1-1)
3 Nov. 17	FLORIDA ST	Nakkasoglu (0-1)
4 Nov. 21	vs. Richmond	Hersler (0-1)
5 Nov. 22	vs. Stetson	Hersler (1-1)
6 Nov. 23	vs. Savannah St.	Anderson (1-1)
7 Nov. 28	JACKSONVILLE	--
8 Dec. 3	at Oklahoma	Nakkasoglu (1-1)
9 Dec. 6	OHIO STATE	Washington (0-1); Hersler (1-1 - 4pt play)
10 Dec. 10	MARSHALL	Thomas (1-1)
11 Dec. 20	CHATTANOOGA	Nakkasoglu (1-1), Nakkasoglu (1-1), Anderson (1-1), Washington (0-1)
12 Dec. 21	SAINT JOSEPH'S	Washington (0-1)
13 Dec. 27	DELAWARE STATE	Washington (1-3), Searcy (0-3), Hersler (0-1), Searcy (2-3)
14 Dec. 31	at Auburn	Hersler (3-3)
15 Jan. 4	ALABAMA	Hayes (0-1)
16 Jan. 7	at Ole Miss	Hersler (0-1), Anderson (0-1)
17 Jan. 11	KENTUCKY	--
18 Jan. 14	LSU	Lorenzen (0-1), Lorenzen (0-1), Lorenzen (1-1)
19 Jan. 17	at Arkansas	

Free Throw Tracker

Gator	Current	'18 Season-High	Streak	Made	Streak	Last Attempt	Career Best Streak
Dyandria Anderson	made 2	8	1/14/18	vs LSU	14
Stephanie Brower	missed 2	12/27/17	vs. Delaware St.	same	
Mikayla Hayes	missed 1	4	1/11/18	vs. Kentucky	same
Paulina Hersler	made 3	7	1/11/18	vs. Kentucky	same as this season*
Tamera Johnson	made 4	current	12/27/17	vs. Delaware St.	same
Haley Lorenzen	missed 1	11	1/14/18	vs LSU	12 (in 2016-17)
Sydney Morang	missed 4	2	11/17/17	vs. FlaState	2 (in 2016-17)
Funda Nakkasoglu	made 1	12	1/7/18	at Ole Miss	51 (in 2015-16)
Elif Portakal	made 2	current	12/21/17	vs St. Joe's	same
Sydney Searcy	missed 4	3	1/7/18	at Ole Miss	4 (2x in 2016-17)
Jalaysa Thomas	made 3	current	12/27/17	vs. Delaware St.	same
Delicia Washington	made 3	5	1/14/18	vs LSU	10 (in 2016-17)

*not including data from prior school

Most First Quarter Points

Florida 24 2x last SavannahSt. | 11-23-17
Opponent 31 OHIO STATE | 12-6-17

Fewest First Quarter Points

Florida 10 KENTUCKY | 1-11-18
Opponent 6 Savannah St. | 11-23-17

Most Second Quarter Points

Florida 28 DELAWARE ST. | 12-27-17
Opponent 28 Stetson | 11-22-17

Fewest Second Quarter Points

Florida 8 2x-KENTUCKY | 1-11-18
Opponent 6 Savannah St. | 11-23-17

Most First Half Points

Florida 50 DELAWARE ST. | 12-27-17
Opponent 51 OHIO STATE | 12-6-17

Fewest First Half Points

Florida 18 KENTUCKY | 1-11-18
Opponent 12 Savannah St. | 11-23-17

Largest Halftime Lead

Florida 33 Savannah St. | 11-23-17
Opponent 13 OHIO STATE | 12-6-17

Most Third Quarter Points

Florida 30 Savannah St. | 11-23-17
Opponent 28 FLORIDA STATE | 11-17-17

Fewest Third Quarter Points

Florida 9 LSU | 1-14-18
Opponent 12 Savannah St. | 11-23-17

Most Fourth Quarter Points

Florida 33 Oklahoma | 12-3-17
Opponent 30 Auburn | 12-31-17

Fewest Fourth Quarter Points

Florida 4 Auburn | 12-31-17
Opponent 11 DELAWARE ST. | 12-27-17

Largest Lead Entering Fourth Quarter

Florida 51 Savannah St. | 11-23-17
Opponent 28 FLORIDA STATE | 11-17-17

Largest Deficit Entering Fourth Quarter

Florida 28 FLORIDA STATE | 11-17-17
Opponent 51 Savannah St. | 11-23-17

Most Second Half Points

Florida 47 Oklahoma | 12-3-17
Opponent 52 OHIO STATE | 12-6-17

Fewest Second Half Points

Florida 19 Auburn | 12-31-17
Opponent 28 2X-SAINT JOE'S | 12-21-17

Largest Margin of Victory

Florida 50 Savannah St. | 11-23-17
Opponent 30 FLORIDA STATE | 11-17-17

2017-18 Florida Gators Season & Career Highs

(players listed, alphabetically)

#11 Dyandria Anderson

2017-18 Season Highs	Career Highs
Pts 29 at Oklahoma 12/3/17	same
Rbs 8 at Oklahoma 12/3/17	11 vs. Missouri 2/16/17
Ast 8 vs. Georgia St. 11/11/17	11 vs. Missouri 2/16/17
Stl 2-7x last vs. Alabama 1/4/18	6 vs. South Alabama, 11/11/16
Blk 1-3x last vs. Alabama 1/4/18	2 vs. Arkansas (SEC) 3/1/17
Min 44 at Ole Miss 1/7/18	same [40-2x last at Tenn. 2/23/17]
FG 8-3x last at Oklahoma 12/3/17	same
FGA 16 vs. Stetson 11/22/17	same
3FG 6 at Oklahoma 12/3/17	same
3FGA 11 vs. Stetson 11/22/17	same
FT 7 at Oklahoma 12/3/17	same
FTA 9 at Oklahoma 12/3/17	same

Dbl Fig Scoring Games - 11 in 2017-18 & **22 in Career**
 20-Point Scoring Games - 2 in 2017-18 & **in Career**
 Dbl Fig Rebounding Games - 0 in 2017-18 & **2 in Career**
 Dbl Fig Assist Games - 0 in 2017-18 & **2 in Career**
 Double-Doubles - 0 in 2017-18 & **2 in Career**

#55 Stephanie Brower

2017-18 Season & Career Highs
Pts 0
Rbs 1 vs. Delaware St. 12/27/17
Ast 0
Stl 0
Blk 0
Min 4 vs. Delaware St. 12/27/17
FG 0
FGA 1 vs. Delaware St. 12/27/17
3FG 0
3FGA 0
FT 0
FTA 2 vs. Delaware St. 12/27/17

Dbl Fig Scoring Games - 0 in 2017-18 & **in Career**

#24 Mikayla Hayes

2017-18 Season & Career Highs
Pts 9 vs. Savannah St. 11/23/17
Rbs 5 vs. St. Joseph's 12/21/17
Ast 1-4x last vs. Kentucky 1/11/18
Stl 1-2x last at Ole Miss 1/7/18
Blk 2-2x last vs. Kentucky 1/11/18
Min 20 vs. St. Joseph's 12/21/17
FG 4 vs. Savannah St. 11/23/17
FGA 6 vs. Savannah St. 11/23/17
3FG 1-2x last at Ole Miss 1/7/18
3FGA 2 vs. Savannah St. 11/23/17
FT 4 vs. Savannah St. 11/23/17
FTA 6 vs. Savannah St. 11/23/17

Dbl Fig Scoring Games - 0 in 2017-18 & **in Career**

#12 Paulina Hersler

2017-18 Season Highs	Career Highs
Pts 19-2x last vs. Kentucky 1/11/18	same
Rbs 11-2x last at Ole Miss 1/7/18	same
Ast 3 vs. Georgia St. 11/11/17	same
Stl 2-2x last vs. Alabama 1/4/18	2-5x last vs. Alabama 1/4/18
Blk 3 vs. Arkansas St. 11/14/17	3-2x last vs. Arkansas St. 11/14/17
Min 42 at Ole Miss 1/7/18	same [35 vs. Alabama 1/4/18]
FG 7-2x last vs. Kentucky 1/11/18	same
FGA 13-2x last vs. Kentucky 1/11/18	same
3FG 3-5x last vs. Kentucky 1/11/18	3-6x last vs. Kentucky 1/11/18
3FGA 8 vs. Kentucky 1/11/18	same
FT 4 vs. Savannah St. 11/23/17	4-4x last vs. Savannah St. 11/23/17
FTA 6 vs. Marshall 12/10/17	same

Dbl Fig Scoring Games - 13 in 2017-18 & **15 Career**
 Dbl Fig Rebounding Games - 2 in 2017-18 & **in Career**
 Double-Doubles - 2 in 2017-18 & **in Career**

#1 Tameria Johnson

2017-18 Season & Career Highs
Pts 5 vs. Stetson 11/22/17
Rbs 5 vs. Delaware St. 12/27/17
Ast 4 vs. Savannah St. 11/23/17
Stl 2-2x last vs. LSU 1/14/18
Blk 0
Min 21 vs. Savannah St. 11/23/17
FG 2 vs. Stetson 11/22/17
FGA 3-3x last vs. St. Joseph's 12/21/17
3FG 0
3FGA 1 vs. Stetson 11/22/17
FT 2-2x last vs. Delaware St. 12/27/17
FTA 4 vs. Stetson 11/22/17

Dbl Fig Scoring Games - 0 in 2017-18 & **in Career**

#44 Haley Lorenzen

2017-18 Season Highs	Career Highs
Pts 20-2x last vs. LSU 1/14/18	20-3x last vs. LSU 1/14/18
Rbs 12-3x last vs. Delaware St. 12/27/17	12-4x last vs. Delaware St. 12/27/17
Ast 5 vs. Marshall 12/10/17	same
Stl 2-5x last vs. Kentucky 1/11/18	5 vs. FAMU 12/21/16
Blk 1-6x last vs. Alabama 1/4/18	3-10x last at Alabama 2/12/17
Min 43 at Ole Miss 1/7/18	same [38 at Alabama 2/12/17]
FG 9 vs. Jacksonville 11/28/17	9-3x last vs. Jacksonville 11/28/17
FGA 15-2x last vs. LSU 1/14/18	16-5x last vs. LSU 1/14/18
3FG 2 vs. Savannah St. 11/23/17	2-2x last vs. Savannah St. 11/23/17
3FGA 3-3x last vs. Savannah St. 11/23/17	same
FT 6-2x last at Ole Miss 1/7/18	7 vs. SE Louisiana 12/28/16
FTA 8 at Oklahoma 12/3/17	8-3x last at Oklahoma 12/3/17

Dbl Fig Scoring Games - 12 in 2017-18 & **51 in Career**
 Dbl Fig Rebounding Games - 11 in 2017-18 & **17 in Career**
 Double-Doubles - 9 in 2017-18 & **13 in Career**

#3 Funda Nakkasoglu

2017-18 Season Highs	Career Highs
Pts 25 vs. Richmond 11/21/17	37 vs. Pacific, 11/21/15
Rbs 6 vs. Georgia St. 11/11/17	8 vs. San Jose State, 3/9/15
Ast 6 vs. Ohio St. 12/6/17	9-3x last at Boise State, 1/6/16
Stl 2 at Ole Miss 1/7/18	5 vs. Utah Valley, 11/20/14
Blk 0	1-4x last v. Tenn. State, 12/19/15
Min 48 at Ole Miss 1/7/18	same [37-3x last vs. Chattanooga 12/20/17]
FG 8 vs. Richmond 11/21/17	14 at Air Force, 1/13/16
FGA 18 at Ole Miss 1/7/18	25 vs. BYU, 12/22/14
3FG 7 vs. Richmond 11/21/17	5 at Colorado State, 3/6/15
3FGA 14 at Ole Miss 1/7/18	same
FT 6 at Oklahoma 12/3/17	14 vs. San Jose State, 3/9/15
FTA 7 at Oklahoma 12/3/17	15-2x last San Jose State, 2/18/15

Dbl Fig Scoring Games - 13 in 2017-18 & **66 in Career**
 20-PT Scoring Games - 3 in 2017-18 & **33 in Career**
 30-PT Scoring Games - 0 in 2017-18 & **3 in Career**

#5 Elif Portakal

2017-18 Season Highs	Career Highs
Pts 3-2x last vs. Marshall 12/10/17	5 vs Long Beach St 12/3/16
Rbs 3 vs. Savannah St. 11/23/17	3-2x last vs. Savannah St. 11/23/17
Ast 4 vs. St. Joseph's 12/21/17	5 vs. South Alabama, 11/11/16
Stl	2 vs. Wofford 11/30/16
Blk 0	0
Min 21 vs. Savannah St. 11/23/17	24 vs. South Alabama, 11/11/16
FG 1-4x last vs. Marshall 12/10/17	2 vs Long Beach St 12/3/16
FGA 4-2x last vs. Chattanooga 12/20/17	6 vs. Wofford 11/30/16
3FG 1-2x last vs. Marshall 12/10/17	1-4x last vs. Marshall 12/10/17
3FGA 3-3x last vs. Delaware St. 12/27/17	3-4x last vs. Delaware St. 12/27/17
FT 2 vs. St. Joseph's 12/21/17	same
FTA 2-2x last vs. St. Joseph's 12/21/17	2-4x last vs. St. Joseph's 12/21/17

Dbl Fig Scoring Games - 0 in 2017-18 & **in Career**

2017-18 Florida Gators Season & Career Highs

(players listed, alphabetically)

#15 Sydney Searcy

2017-18 Season Highs	Career Highs
Pts 20 vs. Savannah St. 11/23/17	same
Rbs 4-3x last vs. Alabama 1/4/18	5 vs. FAMU 12/21/16
Ast 3 vs. Stetson 11/22/17	same
Stl 2 vs. Jacksonville 11/28/17	3-3x last at Northwestern 11/25/16
Blk	1-3x last vs Arkansas 2/9/17
Min 33 vs. Savannah St. 11/23/17	same
FG 7 vs. Savannah St. 11/23/17	same
FGA 13 vs. Savannah St. 11/23/17	same
3FG 6 vs. Savannah St. 11/23/17	same
3FGA 12 vs. Savannah St. 11/23/17	same
FT 2-2x last vs. Delaware St. 12/27/17	3 vs. SE Louisiana 12/28/16
FTA 6 vs. Delaware St. 12/27/17	same

Dbl Fig Scoring Games - 3 in 2017-18 & 4 in Career

#23 Jalaysha Thomas

2017-18 Season & Career Highs
Pts 7 vs. Savannah St. 11/23/17
Rbs 12 vs. Savannah St. 11/23/17
Ast 1-7x last at Ole Miss 1/7/18
Stl 2 vs. Georgia St. 11/11/17
Blk 1 vs. Stetson 11/22/17
Min 20 at Oklahoma 12/3/17
FG 3 vs. Savannah St. 11/23/17
FGA 5 vs. Savannah St. 11/23/17
3FG 1-3x last vs. Delaware St. 12/27/17
3FGA 3 vs. Savannah St. 11/23/17
FT 2 vs. Delaware St. 12/27/17
FTA 2-3x last vs. Delaware St. 12/27/17

Dbl Fig Scoring Games - 0 in 2017-18 & in Career

#00 Delicia Washington

2017-18 Season Highs	Career Highs
Pts 16 vs. Richmond 11/21/17	31 vs. Indiana 12/20/16
Rbs 15 at Oklahoma 12/3/17	same
Ast 10 vs. Savannah St. 11/23/17	same
Stl 3 at Oklahoma 12/3/17	6 vs. SE Louisiana 12/28/16
Blk	1-2x last vs. Arkansas (SEC) 3/1/17
Min 36-2x last vs. LSU 1/14/18	same
FG 7 vs. St. Joseph's 12/21/17	12 at Texas A&M 2/2/17
FGA 18 vs. Chattanooga 12/20/17	22 vs. Indiana 12/20/16
3FG 4 vs. Savannah St. 11/23/17	same
3FGA 9 vs. Stetson 11/22/17	same
FT 5 vs. Marshall 12/10/17	7 vs. Indiana 12/20/16
FTA 8 vs. Marshall 12/10/17	16 vs. Indiana 12/20/16

Dbl Fig Scoring Games - 11 in 2017-18 & 30 in Career
 Dbl Fig Rebounding Games - 6 in 2017-18 & 6 in Career
 Dbl Fig Assist Games - 1 in 2017-18 & in Career
 20+ Games - 1 in 2017-18 & 4 in Career
 Double-Doubles - 3 in 2017-18 & 4 in Career [does NOT include TRIPLE-double]
 Triple-Doubles - 1 in 2017-18 & in Career

UF's Individual Game Leaders

Leading Scorer in a Game*

	'18 Season	UF Career
Lorenzen	7	13
Nakkasoglu	5	same
Anderson	4	same
Hersler	2	same
Searcy	1	same
Washington		5

Leading Rebounder in a Game*

	'18 Season	UF Career
Lorenzen	9	23
Washington	7	10
Hersler	4	same
Thomas	1	same
Anderson		5

Leader with Assists in a Game*

	'18 Season	UF Career
Anderson	7	34
Washington	7	11
Lorenzen	4	6
Nakkasoglu	4	same
Portakal	2	same
Johnson	1	same
Searcy	1	same

*also includes games when tie

Keeping Track

Consecutive Games Scoring

Anderson	44
Washington	37
Hersler	18
Nakkasoglu	16
Lorenzen	4
Johnson	1
Thomas	1
Hayes	0
Searcy	0
Brower	0[4x]
Portakal	0[5x]
[Morang	3]

Double-Figure Scoring Games

	'18 Season	Career
Nakkasoglu	13	66
Hersler	13	15
Lorenzen	12	51
Anderson	11	22
Washington	11	30
Searcy	3	4
Morang		3

Consec. Doub-Fig Scoring Games

Hersler	3
Lorenzen	1
Washington	1
Nakkasoglu	1

Double-Doubles

Dyandria Anderson

(2 in career)
1 in 2016-17
 MISSOURI 11 pts-11 reb
1 in 2015-16
 South Alabama 13 pts-10 reb

Paulina Hersler

(2 in career)
2 in 2017-18
 ARKANSAS ST. 12 pts-11 reb
 at Ole Miss 12 pts-11 reb

Delicia Washington

(4 in career)
3 in 2017-18
 at Oklahoma 11 pts-15 reb
 CHATTANOOGA 12 pts-13 reb
 LSU 11 pts-13 reb

1 in 2016-17
 at Alabama 12 pts-11 reb

Haley Lorenzen

(13 in career)
9 in 2017-18
 GEORGIA ST. 18 pts-12 reb
 Richmond 14 pts-10 reb
 JACKSONVILLE 20 pts-11 reb
 OHIO STATE 17 pts-11 reb
 CHATTANOOGA 14 pts-12 reb
 SAINT JOSEPH'S 12 pts-10 reb
 DELAWARE STATE 18 pts-12 reb
 at Ole Miss 19 pts-10 reb
 LSU 20 pts-10 reb

4 in 2016-17
 SOUTHEASTERN LA 15 pts-10 reb
 at LSU 18 pts-12 reb
 at Georgia 11 pts-10 reb
 vs. Tennessee 17 pts-11 reb

TRIPLE-Doubles

Delicia Washington (1 in career)
1 in 2017-18
 vs. Savannah St. 12 pts-12 reb-10 assists