

2017-18 Schedule & Results

Overall Record: 10-13 (home: 6-8 * away: 2-4 * neutral: 2-1)

SEC: 2-8 (home: 1-4 * away: 1-4)

Date	Nat'l Rank	UF Opp	Opponent	TV/Video	Time ET
NOVEMBER (4-3)					
Sat. 11	rv/-	--	GEORGIA STATE	SECN+	W 82-66
Tue. 14	rv/-	--	ARKANSAS STATE	SECN+	L 69-70
Fri. 17	rv/-	17/14	FLORIDA STATE	SECN+	L 54-84
at Savannah Invitational					
Tue. 21	--	--	vs. Richmond (1)	none	W 87-80
Wed. 22	--	--	vs. Stetson (1)	none	L 71-85
Thu. 23	--	--	vs. Savannah State (1)	none	W 90-40
Tue. 28	--	--	JACKSONVILLE	SECN+	W 69-59
DECEMBER (4-3)					
Sun. 3	--	rv	at Oklahoma (2)	FOXspts	W 80-61
Wed. 6	--	12	OHIO STATE (DH)	SECN+	L 77-103
Sun. 10	--	--	MARSHALL	SEC Network	W 74-69
GATOR HOLIDAY CLASSIC					
Wed. 20	--	--	CHATTANOOGA (3) (DH)	SECN+	L 60-65
Thu. 21	--	--	SAINT JOSEPH'S (3)	SECN+	W 71-51
Wed. 27	--	--	DELAWARE STATE	SECN+	W 85-51
Sun. 31	--	--	at Auburn*	ESPN2	L 55-84
JANUARY (2-6)					
Thu. 4	--	--	ALABAMA*	SECN+	L 54-63
Sun. 7	--	--	at Ole Miss*	SECN+	L-2OT 75-78
Thu. 11	--	--	KENTUCKY*	SECN+	L 53-56
Sun. 14	--	--	LSU*	SEC Network	L 59-66
Thu. 18	--	--	at Arkansas*	SEC Network	W 65-51
Sun. 21	--	--	OLE MISS*	SEC Network	W 61-60
Thu. 25	--	2	at Mississippi State*	SEC Network	L 53-90
Sun. 28	--	21/20	GEORGIA*	SECN+	L 57-66
FEBRUARY					
Mon. 5	--	15	at Missouri*	SEC Network	L 64-66
Thu. 8	--	2	MISSISSIPPI STATE*	SECN+	7 p.m.
Sun. 11	--	7/8	at South Carolina*	SEC Network	1 p.m.
Thu. 15	--	--	at Texas A&M*	SECN+	8 p.m.
Sun. 18	--	--	VANDERBILT*	SEC Network	1 p.m.
Thu. 22	--	--	TENNESSEE*	SECN+	7 p.m.
Sun. 25	--	--	at Georgia*	SEC Network	12 p.m.
Wed. 28-March 4	--	--	SEC Tournament (4)	SEC Network	12/2:30 p.m.

*Southeastern Conference Game; DH = Doubleheader ... (1) Savannah Invitational (Savannah Civic Center, Savannah, GA) ... (2) Big 12/SEC Challenge (Norman, OK) ... (3) Gator Holiday Classic (Gainesville, FL) ... (4) SEC Tournament (Bridgestone Arena, Nashville, TN)

All HOME GAMES will be played at **Exactech Arena at the Stephen C. O'Connell Center** (2020 W. University Drive, Gainesville, FL)

- TV Information: **SECN** = SEC Network; **SECN+** = SEC Network +; **QOV** = opponent online video
- To Watch the SEC Network, go to www.GetSECNetwork.com for complete channel listing
- SEC Network +: Games offered exclusively on WatchESPN and SECNetwork.com through a number of national outlets.
- SEC NETWORK +
- WHAT IT IS: Also referred to as SEC Network Plus, this is the digital platform for the SEC Network showcasing live SEC athletic events, inclusive of
- HOW TO WATCH IT: SEC Network + is only available through WatchESPN (accessible thru the WatchESPN app and on SECNetwork.com) ... To access SEC Network + on WatchESPN, fans must sign in with their credentials from a participating TV provider.

Florida (10-13, 2-8 SEC) vs.

#2 Mississippi St. (24-0, 10-0)

Exactech Arena (10,151)

Gainesville, Florida

Thu., February 8 * 7 pm ET

The official name is **Exactech Arena at the Stephen C. O'Connell Center**, which we are asking to be used on first mention and opening graphics for broadcasts. Subsequent mentions and in places where space is limited, please use Exactech Arena.

Gator Game Coverage & More!

Radio:ESPN Gainesville 98.1FM / 850AM WRUF

.....with Tom Collett & Jennifer George

Internet Audio:link thru FloridaGators.com (FREE)

Streaming Video:SEC Network + (WatchESPN app)

.....with Kyle Crooks & Brittany Davis

Television:none

Internet Scoring:LIVE thru FloridaGators.com

Single-Game Tickets:Adults (General Admission) - \$1

.....Kids Age 12 and Under and UF Students - FREE

Head Coaches

Florida (10-13, 2-8):.....Cameron Newbauer (IUPUI Fort Wayne '01)

Overall Record / at UF:.....89-63 (fifth year) / 10-13 (first year)

Mississippi St. (24-0, 10-0):.....Vic Schaefer (Texas A&M, 1984)

Overall Record / at MSU:.....227-161 (13th yr) / 147-51 (6th year)

Communications/Sports Info. Contacts

Florida:Kathy Cafazzo <Kathyc@gators.ufl.edu>

Phone Numbers:.....O: 352-375-4683 x6133 / C: 352-316-4575

Website:.....FloridaGators.com

Twitter/Instagram:.....@GatorsWBK ... @camnew

Facebook:.....facebook.com/GatorsWBK

Miss. St.:.....Brock Turnipseed <bturnipseed@athletics.msstate.edu>

Phone Numbers:.....C: (662) 295-3037 / W: (662) 325-7556

Twitter / Website:.....@HailStateWBK | hailstate.com

Opening Tip

*Thursday's game marks the second in 14 days between Florida and Mississippi State, which won the Jan. 25 decision in Starkville.

*Florida is in game four of a six-game stretch against nationally-ranked opponents. The Gators next play at reigning NCAA champion and No. 7-ranked South Carolina.

*Including Thursday's game, **only SIX games remain** on Florida's regular-season schedule before traveling to Nashville for the SEC Tournament.

*Seven of UF's last nine games have been decided by 10 points or less.

Florida's Probable Starting Lineup (based on last game's starters)

##	Gator	Pronunciation	POS	HT	CL	Hometown	PPG	RPG	NOTES
12	Paulina Hersler	pow-LEE-nuh	F	6-3	SR	Malmo, Sweden	12.3	6.7	7.5 reb/pg in SEC; 36 three-pt; leading scorer in SEC gms
44	Haley Lorenzen		F/C	6-3	SR	Iowa City, Iowa	12.3	9.5	11 doub-doubs; Tied-No. 3 in SEC for double-doubles
3	Funda Nakkasoglu	FOON-da knock-a-SO-glueG	5-8	R-JR		Hampton, Australia	14.2	2.4	51 (33.1%) three-pointers; 16 straight games w/ a 3
00	Delicia Washington	duh-LEE-shuh	G	5-10	SO	Maccleeny, Fla.	10.7	8.8	78 ast; No. 6 in SEC games for rebs 8.8 pg; 1 triple-double
11	Dyandria Anderson	dee-ANN-dree-uh	G	5-10	SR	Viera, Fla.	10.3	4.3	67 assists, 21 steals, 41 three-pointers

Off The Bench

15	Sydney Searcy	SIR-see	G	5-7	SO	Ponte Vedra Beach, Fla.	4.4	1.7	23 three-pointers (31.9%); started 2nd half at Ole Miss
23	Jalaysha Thomas	jah-LAY-shuh	F	6-2	FR	Ocala, Fla.	2.0	3.2	9.7 minutes; 3-10 threes
24	Mikayla Hayes	mih-KAY-la	F	6-2	FR	Brooklyn Park, Minn.	1.7	1.8	9.1 minutes
1	Tamera Johnson	tah-MEIR-ee-uh	G	5-6	FR	Ocala, Fla.	0.9	0.9	16 assists ... 8 steals ... 5.7 minutes
5	Elif Portakal	ee-LEAF POOR-ta-call	G	5-9	SO	Istanbul, Turkey	0.8	0.4	6.5 minutes; DNP last 6 games (back)
55	Stephanie Brower		F	5-11	FR	Wesley Chapel, Fla.	0.0	0.0	Walk-on, joined team Dec. 12, 2017; 2 GP; 6 minutes

Out for Today/Season

22	Sydney Morang	mur-RANG (like the pie)	G/F	6-0	SO	New Providence, N.J.	4.7	2.3	3 GP - out for season (concussion)
2	Gabby Seiler	SIGH-ler	G	5-5	SR	Peachtree City, Ga.	--	--	UF soccer All-Am.; joined team Jan.4; knee surgery Jan.19
4	Corey Staples		G	5-8	JR	Buford, Ga.	--	--	transfer from Santa Fe College; tore ACL Oct. 28, 2017

2017-18 FLORIDA GATORS host the #2 MISSISSIPPI STATE BULLDOGS

2017-18 Gator Women's Basketball

BROADCAST MEDIA SHEET

Probable Starters Numbers in Orange



DELICIA WASHINGTON												
Name pronounced: duh-LEE-shuh												
	GP	GS	Min	G	FG%	3PT%	FT%	R/G	A/G	S	B	PPG
SEASON	23-23		30.4		.354	.242	.597	8.8	3.4	18	0	10.7
SEC	10-10		31.7		.348	.200	.773	8.8	3.3	10	0	10.2
CAREER	54-53		27.8		.383	.248	.590	6.8	2.4	59	2	10.9

SO * G * 5-10 * Macclenny, Fla./Baker County H.S.

- Took 17 games to dish more than 51 assists and pass her entire 31-game total of last season
- her 3 at Oklahoma (game 8) was 11th of year, surpassing her entire total from last year in 31 games
- TRIPLE-double vs. Savannah State (12pts,12reb,10ast) - 3rd in pgm history
- Scored in every game of career but one ... 2017 SEC Co-FR of the Year - first Gator!
- Has a self-proclaimed 'shopping addition' - she owns 60-plus pairs of shoes (Nike/Jordans)



TAMERIA JOHNSON												
Name pronounced: tah-MEIR-ee-uh												
	GP	GS	Min	G	FG%	3PT%	FT%	R/G	A/G	S	B	PPG
SEASON	20-0		5.7		.353	.000	.625	0.9	0.8	8	0	0.9
SEC	9-0		4.0		.400	.000	.000	0.6	0.4	3	0	0.4
CAREER	20-0		5.7		.353	.000	.625	0.9	0.8	8	0	0.9

FR * 5-6 * G * Ocala, Fla. / West Port H.S.

- emerged as defensive specialist ... 5 rebounds, 2FTs vs. Delaware State (12/27)
- Only scholarship Gator yet to hit a 3 this season
- Prep teammates at West Port HS with current Gator freshman Jalaysha Thomas
- Verbally committed while standing on sideline of the Gator football game vs Ole Miss on Oct. 3, 2015
- Ran track for West Port and was part of the school's record-breaking 4x100 team



FUNDA NAKKASOGLU												
Name pronounced: FOON-da knock-a-SO-glue												
	GP	GS	Min	G	FG%	3PT%	FT%	R/G	A/G	S	B	PPG
SEASON	21-21		35.0		.399	.331	.769	2.4	2.5	10	1	14.2
SEC	10-10		36.2		.336	.280	.741	1.5	2.3	5	1	12.3
CAREER	81-80		34.9		.407	.334	.836	2.7	4.0	80	5	17.9

R-JR * G * 5-8 * Hampton, Australia / Utah State University

- 3-pointer in every game except one ... 7 treys vs. Richmond = T-3rd-most/game in UF history
- left Richmond game at 1:57 remaining with ankle injury and DNP next 2 nights vs. Stetson, Sav.State
- Over a 10-game stretch during 2015-16 made 51 straight FTs ... Played in and started all but one game of her 60-game Utah State University career = averaged 19.1 ppg and amassed 1,149 points
- Spent 2016 summer with Turkish Senior National Team; among players at tryouts for 2016 Olympics



ELIF PORTAKAL												
Name pronounced: ee-LEAF POOR-ta-call												
	GP	GS	Min	G	FG%	3PT%	FT%	R/G	A/G	S	B	PPG
SEASON	17-0		6.5		.182	.143	.750	0.4	0.5	0	0	0.8
SEC	4-0		2.8		.000	.000	.000	0.0	0.0	0	0	0.0
CAREER	36-0		6.7		.231	.200	.500	0.4	0.8	4	0	0.7

SO * G * 5-9 * Istanbul, Turkey / Ugur H.S.

- Led UF in assists vs. Chattanooga & St. Joe's - first times in career led team in a stat category
- DNP last 6 games (sore back) ... led team with 3 assists vs. Chattanooga (1st time in career)
- 2017: Played in 19 of 31 games, all off the bench ... did not score in final 10 games
- Missed 10 games w/ broken bone in right foot (1st game missed: at FSU Dec. 8) ... returned Jan. 22 at Georgia - entered game 5:13 (2Q) and made FT 9 seconds later



DYANDRIA ANDERSON												
Name pronounced: dee-ANN-dree-uh												
	GP	GS	Min	G	FG%	3PT%	FT%	R/G	A/G	S	B	PPG
SEASON	23-23		31.9		.411	.323	.730	4.3	2.9	21	5	10.3
SEC	10-10		33.6		.375	.288	.700	4.3	2.3	10	3	8.2
CAREER	114-72		23.7		.403	.280	.711	3.4	2.4	148	29	5.9

SR * G * 5-10 * Viera, Fla./Viera H.S.

- took 13 games to hit 26 threes this season - more than she hit in last 3 years combined (91 games)
- big jump in scoring average from last year (7.2 ppg) ... selected for WBCA's "So you want to be a Coach" program ... reset career-high scoring three times this season - most recently 29 pts at Oklahoma; career-high 21 pts vs. Stetson (5-11 threes), with the final two accounting for 500th career pt
- 2017: 1 of 2 Gators who started every game and 1 of 5 who played in all 31 games



PAULINA HERSLER												
Name pronounced: POW-lee-nuh												
	GP	GS	Min	G	FG%	3PT%	FT%	R/G	A/G	S	B	PPG
SEASON	23-23		30.6		.470	.367	.730	6.7	0.9	11	9	12.3
SEC	10-10		32.8		.459	.333	.727	7.5	0.6	6	2	12.4
CAREER	119-25		14.2		.405	.341	.725	2.7	0.3	37	31	4.4

SR * F * 6-3 * Malmo, Sweden / Igelstavikens Gymnasium / UCLA

- during 10th game at UF, dished her 12th assist and equaled entire last year's 34-game total at UCLA
- Four-point-play vs. Ohio State ... career-high 19 pts vs. St. Joe's (Dec. 21) & Kentucky (Jan. 11)
- 100th career game vs. Richmond (11/21/17) ... logged 1st double-double of career vs. Ark State (Nov. 14), 12 pts, career-high 11 rebs ... 15 pts in season-opener was a then-career-high (12 pts, twice)
- Missed first 2 weeks of 2017 Fall semester competing at the 2017 World Univ. Games



SYDNEY SEARCY												
Name pronounced: SIR-see												
	GP	GS	Min	G	FG%	3PT%	FT%	R/G	A/G	S	B	PPG
SEASON	20-2		17.4		.315	.319	.500	1.7	0.9	6	1	4.4
SEC	9-0		18.8		.175	.161	.500	2.0	0.6	3	1	2.6
CAREER	51-2		14.0		.331	.268	.571	1.2	0.8	30	4	3.1

SO * G * 5-7 * Ponte Vedra Beach, Fla./Nease H.S.

- scored in every game she played except four this year (at Oklahoma; at Ole Miss, missed 2FTs in 2OT period); started 2nd half at Ole Miss
- DNP vs. Chattanooga & St. Joe's (concussion vs. Marshall) - first games missed in career
- 2nd career start vs. Savannah State = career-best 20 pts (6-12 threes); 1st career start vs. Stetson and tied career-high w/ 11 pts



JALAYSHA THOMAS												
Name pronounced: jah-LAY-shuh												
	GP	GS	Min	G	FG%	3PT%	FT%	R/G	A/G	S	B	PPG
SEASON	23-0		9.7		.486	.300	.667	3.2	0.4	2	1	2.0
SEC	10-0		6.0		.333	.000	1.000	1.8	0.4	0	0	0.8
CAREER	23-0		9.7		.486	.300	.667	3.2	0.4	2	1	2.0

FR * F * 6-2 * Ocala, Fla. / West Port H.S.

- 12 rebounds vs Savannah State ... 1st career 3-pter vs. Richmond (11/21/17) ... first Gator pts came on an offensive rebound putback in opener
- Born in Gainesville ... Prep teammates at West Port HS with current Gator freshman Tameria Johnson
- Verbally committed while standing on the sideline of the Gator football game against Ole Miss 10/3/15
- senior year at West Port averaged 14.8 points per game and 13.1 rebounds per game



MIKAYLA HAYES												
Name pronounced: mi-KAY-la												
	GP	GS	Min	G	FG%	3PT%	FT%	R/G	A/G	S	B	PPG
SEASON	23-0		9.1		.326	.182	.526	1.8	0.2	3	7	1.7
SEC	10-0		10.1		.313	.167	.200	1.7	0.2	2	4	1.2
CAREER	23-0		9.1		.326	.182	.526	1.8	0.2	3	7	1.7

FR * F * 6-2 * Brooklyn Park, Minn. / Park Center H.S.


- started 2nd half at Ole Miss ... 17 minutes in SEC debut (at Auburn) - 2 pts, 2 rebs ... first career 3-pointer vs. Savannah St ... first Gator pts came with 1 second remaining in season-opener
- First Gator signee from the state of Minnesota ... Prep: totaled more than 1,500 pts, 1,000 rebs and 400 blocks ... all-time leader for rebs and blocks
- mom Dana Joubert Hayes played basketball at Univ. of Minnesota (1988-92) and pro overseas



HALEY LORENZEN												
Name pronounced: LORENZEN												
	GP	GS	Min	G	FG%	3PT%	FT%	R/G	A/G	S	B	PPG
SEASON	23-23		31.3		.489	.333	.839	9.5	2.2	20	10	12.3
SEC	10-10		33.0		.470	.333	.870	9.3	2.5	10	6	11.8
CAREER	113-97		25.8		.493	.375	.681	6.1	1.1	97	110	10.0

SR * F * 6-3 * Iowa City, Iowa/Iowa City H.S.


- 1,000th career pt vs. Delaware St (12/27) - UF's 25th 1,000-pt scorer ... Scored in every game EXCEPT ONE that she has played in career - 103-game streak snapped at Auburn (12/31/17)
- Earned bachelor's degree in Event Management in May of 2017 ... Taking graduate coursework
- First Gator from the state of Iowa ... Mom All-Am in field hockey & dad AA hoops at U of Iowa; Step-mom, Barb Franke, hoops star at U-Wis



STEPHANIE BROWER												
Name pronounced: STEPHANIE												
	GP	GS	Min	G	FG%	3PT%	FT%	R/G	A/G	S	B	PPG
SEASON	2-0		3.0		.000	.000	.000	0.5	0.0	0	0	0.0
SEC	--		--		--	--	--	--	--	--	--	--
CAREER	2-0		3.0		.000	.000	.000	0.5	0.0	0	0	0.0

FR * F * 5-11 * Wesley Chapel, Fla. / Wiregrass Ranch H.S.

- Officially joined the team as a walk-on on Dec. 12, 2017
- played in 2 games - totaled 6 minutes, 1 rebound
- played final 2 minutes vs. St. Joseph's and picked up one foul
- eligible to play immediately



SYDNEY MORANG												
Name pronounced: mur-RANG (like meringue pie)												
	GP	GS	Min	G	FG%	3PT%	FT%	R/G	A/G	S	B	PPG
SEASON	3-0		16.7		.385	.400	.000	2.3	0.7	1	0	4.7
SEC	--		--		--	--	--	--	--	--	--	--
CAREER	30-9		16.8		.286	.277	.333	1.8	0.6	13	5	3.3

SO * G/F * 6-0 * New Providence, N.J. / New Providence H.S.

- Coach announced Nov. 27 she will miss remainder of season and seek a medical redshirt
- did not travel to Savannah Invitational (concussion)
- a lefty (only one on team)
- 27 of 32 career FGs are 3-pointers
- in 2017: started 9 of 27 games played - all in SEC play ... career-high of 12 pts twice and all from 3s



GABBY SEILER												
Name pronounced: SIGH-ler												
	GP	GS	Min	G	FG%	3PT%	FT%	R/G	A/G	S	B	PPG
SEASON	--		--		--	--	--	--	--	--	--	--
SEC	--		--		--	--	--	--	--	--	--	--
CAREER	--		--		--	--	--	--	--	--	--	--

SR * G * 5-5 * Peachtree City, Ga. / McIntosh H.S. / Univ. of Georgia

- first day with WBB team was Jan. 4 at shootaround...1st practice Jan. 9... LCL knee surgery Jan. 19
- 9th overall pick in 2018 NWSL Draft by Portland Thorn, Jan 18... Gator soccer 2017 captain; United Soccer Coaches 3rd Team All-American and 3x 1st Team All-SEC ... Played 1st 2 years at Georgia, transferred to UF, sat 1 year, before playing final 2 years at UF ... Recruited in HS by Cam Newbauer to UGa WBB, but opted for soccer ... broke boys/girls HS's scoring

2017-18 Gator Women's Basketball

Today's Match Up

Mississippi State' Probable Starters

Pos	#	Name	HT	YR	PPG	RPG
C	15	Teaira McCowan	6-7	JR	19.3	13.3
G	11	Roshunda Johnson	5-7	RSR	10.7	3.0
G	1	Blair Schaeffer	5-7	SR	10.0	64 3s
G	2	Morgan William	5-5	SR	7.0	4.4a
G	35	Victoria Vivians	6-1	SR	19.6	5.7

Stat Comparisons

(All Games)

Stat Check..... Florida.....Mississippi St.

Record	10-13	25-0
FG%	40.9%	47.0%
3FG%	31.3%	37.8%
FT%	69.3%	73.0%
Points Per Gm	68.0	83.1
Points Allowed	68.0	55.4
FG% Defense	39.0%	38.5%
3FG% Defense	29.7%	29.2%
Scoring Margin	+0.0	+27.7
Reb Margin	+6.3	+6.3
Assists PG	14.3	15.9
Turnover Margin	-5.3	+8.9
Steals PG	4.3	8.9
Blocks PG	1.5	3.8

Stat Comparisons

(SEC Games, ONLY)

Stat Check..... Florida.....Mississippi St.

Record	2-8	10-0
FG%	37.6%	45.9%
3FG%	26.2%	39.3%
FT%	73.1%	73.9%
Points Per Gm	59.6	78.5
Points Allowed	68.0	56.7
FG% Defense	40.8%	40.7%
3FG% Defense	28.2%	29.3%
Scoring Margin	-8.4	+21.8
Reb Margin	+2.9	+3.7
Assists PG	12.5	14.1
Turnover Margin	-6.6	+7.9
Steals PG	4.9	8.1
Blocks PG	1.7	3.1

Florida vs. Mississippi State

47-Game Series: UF leads 25-22 (UF Home: 13-7; Away: 8-14; Neutral: 4-2)

Date	UF Rank	Opp Rank	Result	UF	Opp	Diff	Site	Code
1977-78	--	--	L	68	86	-18	N	9
Jan. 20, 1979	--	--	W	81	74	+7	H	
Feb. 13, 1979	--	--	L	81	86	-5	A	
Nov. 26, 1979	--	--	L	56	88	-32	A	
Feb. 7, 1980	--	--	W	68	62	+6	N	14
Jan. 3, 1981	--	--	L-2OT	91	98	-7	H	
Jan. 29, 1986	--	--	W	67	51	+16	H	
Feb. 7, 1987	--	--	L	59	70	-11	A	
Jan. 13, 1988	--	--	L	50	72	-22	H	
Mar. 4, 1988	--	--	L	46	67	-21	N	30
Jan. 21, 1989	--	--	L	80	84	-4	A	
Jan. 20, 1990	--	--	W-OT	91	87	+4	H	
Jan. 19, 1991	--	--	W	74	71	+3	A	
Dec. 18, 1991	--	--	L	64	66	-2	H	
Dec. 1, 1992	--	--	L	58	74	-16	A	
Jan. 8, 1994	--	--	W	80	66	+14	H	
Jan. 7, 1995	16	--	W	79	47	+32	A	
Feb. 24, 1996	19	--	W	95	45	+50	H	
Feb. 22, 1997	10	--	W	75	71	+4	A	
Feb. 22, 1998	12	--	W	74	68	+6	H	
Feb. 21, 1999	--	--	L	56	68	-12	A	
Jan. 6, 2000	--	20/18	W	85	72	+13	H	
Feb. 20, 2000	--	22/18	L	57	66	-9	A	
Jan. 4, 2001	14	17/18	W	82	70	+12	A	
Feb. 18, 2001	9	--	L	75	79	-4	H	
Feb. 24, 2002	16	--	L	63	83	-20	A	
Feb. 2, 2003	--	13/12	L	54	83	-29	H	
Feb. 12, 2004	20	--	L	76	88	-12	A	
Feb. 13, 2005	--	--	W	67	56	+11	H	
Feb. 9, 2006	--	--	W	63	48	+15	A	
Mar. 2, 2006	23	--	W	98	83	+15	N	84
Feb. 11, 2007	--	--	L	74	79	-5	H	
Mar. 1, 2007	--	--	W	69	63	+6	N	94
Feb. 10, 2008	--	--	L	71	83	-12	A	
Jan. 8, 2009	18/19	--	W	80	66	+14	H	
Jan. 17, 2010	--	--	W	55	52	+3	A	
Feb. 7, 2010	--	--	W-2OT	80	78	+2	H	
Jan. 30, 2011	--	--	W	67	60	+7	A	
Feb. 20, 2011	--	--	W	78	63	+15	H	
Feb. 23, 2012	--	--	W	79	45	+34	H	
Jan. 10, 2013	--	--	W	61	55	+6	A	
Jan. 2, 2014	--	--	W	82	72	+10	H	
March 6, 2014	--	--	W	71	67	+4	N	94
Feb. 15, 2015	--	13/15	L	62	75	-13	A	
Jan. 3, 2016	rv/rv	8	L	70	76	-6	H	
Jan. 12, 2017	--	4	L	49	82	-33	A	
Jan. 25, 2018	--	2	L	53	90	-37	A	

9 = Lady Bulldog Classic - Athens, Ga.

14 = SEC Tournament, Knoxville, Tenn.

30 = SEC Tournament - Albany, Ga.

84 = SEC Tournament - North Little Rock, Ark.

94 = SEC Tournament - Duluth, Ga.

UF's Longest Series

Histories

School	Games Played	Overall W	L
1 Florida State	74	42	32
2 Georgia	71	17	54
3 Alabama	58	28	30
4 Auburn	57	21	36
5 Vanderbilt	56	23	33
6 Kentucky	55	25	30
7 Tennessee	54	4	50
8 Mississippi St.	47	25	22
9 Miami (Fla.)	42	28	14
LSU	42	14	28

All-Time Series Records vs. SEC Opponents (includes all meetings)

Opponent	Overall W/L	Home W/L	Away W/L	Neutral W/L	Series Streak	Last Meeting
Alabama	28-30	16-8	9-12	3-10	Lost 1	L, 63-54, 1/4/18 (H)
Arkansas	28-9	12-3	11-5	5-1	Won 5	W: 65-51, 1/18/18 (A)
Auburn	21-36	11-11	6-16	4-9	Lost 2	L, 84-55, 12/31/17 (A)
Georgia	17-54	11-24	6-28	0-2	Lost 1	L: 66-57, 1/28/18 (H)
Kentucky	25-30	13-10	9-15	3-5	Lost 3	L, 56-53, 1/11/17 (H)
LSU	14-28	8-13	5-14	1-1	Lost 2	L: 66-59, 1/14/18 (H)
Mississippi	21-17	9-10	12-6	0-1	Won 1	W, 61-60, 1/21/18 (H)
Mississippi St.	25-22	13-7	8-14	4-1	Lost 4	L: 53-90, 1/25/18 (A)
Missouri	0-7	0-3	0-4	0-0	Lost 7	L: 66-64, 2/5/18 (A)
South Carolina	20-16	8-9	10-7	2-0	Lost 8	L: 62-81, 1/8/17 (H)
Tennessee	4-50	2-20	2-21	0-9	Lost, 2	L, 75-84, 1/26/17 (H)
Texas A&M	1-7	1-2	0-4	0-1	Lost 3	L: 67-48, 3/2/17 (N)
Vanderbilt	23-33	11-13	9-17	3-4	Won 2	W, 93-73, 2/29/17 (A)
OVERALL	227-339	114-132	88-162	25-44	Lost 3	

2017-18 FLORIDA GATORS host the #2 MISSISSIPPI STATE BULLDOGS

2017-18 Gator Women's Basketball

Last 2 Meetings: UF vs. Mississippi State

Official Basketball Box Score -- Game Totals -- Final Statistics

Florida vs Mississippi State
01/25/18 7:32 p.m. at Starkville, Miss. (Humphrey Coliseum)

Florida 53 • 10-11 (2-6 SEC)

#	Player	Total		3-Ptr		Rebounds			PF	TP	A TO Blk Stl				Min
		FG-FGA	FT-FTA	FG-FGA	FT-FTA	Off	Def	Tot			A	T	B	S	
44	Haley Lorenzen	f	3-9	0-3	0-0	5	7	12	2	6	2	1	0	2	30
00	Delicia Washington	f	5-11	0-1	0-0	3	7	10	2	10	0	9	0	0	29
03	Funda Nakkasoglu	g	7-13	2-5	3-5	0	0	0	0	19	3	2	0	1	30
11	Dyandria Anderson	g	4-5	1-2	0-0	1	2	3	2	9	2	1	1	1	29
12	Paulina Hersler	g	2-11	0-1	0-0	4	3	7	1	4	0	3	0	1	29
01	Tamera Johnson	g	0-0	0-0	0-0	0	0	0	2	0	2	1	0	0	7
15	Sydney Searcy	g	1-5	1-4	0-0	0	1	1	1	3	1	2	0	0	25
23	Jalaysia Thomas	g	1-1	0-0	0-0	0	0	0	1	2	0	0	0	0	8
24	Mikayla Hayes	g	0-3	0-2	0-0	0	1	1	2	0	0	0	0	0	13
Team						2	1	3			4				
Totals			23-58	4-18	3-5	15	22	37	13	53	10	23	1	5	200
1st - FG %:		5-14	35.7%	2nd: 4-15	26.7%	3rd: 6-13	46.2%	4th: 8-16	50.0%	Game: 23-58	39.7%	Deadball			
3FG %:		1-6	16.7%	2-5	40.0%	1-2	50.0%	0-5	0.0%	4-18	22.2%	Rebounds			
FT %:		2-3	66.7%	0-0	0.0%	1-2	50.0%	0-0	0.0%	3-5	60.0%	1,1			

Mississippi State 90 • 21-0 (7-0 SEC)

#	Player	Total		3-Ptr		Rebounds			PF	TP	A TO Blk Stl				Min
		FG-FGA	FT-FTA	FG-FGA	FT-FTA	Off	Def	Tot			A	T	B	S	
15	Teaira McCowan	c	9-13	0-0	5-6	4	4	8	2	23	1	1	2	2	28
01	Blair Schaefer	c	5-8	5-8	0-0	0	0	0	2	15	2	2	0	1	33
02	Morgan William	g	1-2	0-0	2-2	0	1	1	2	4	7	0	0	0	23
11	Roshunda Johnson	g	4-10	1-3	0-0	1	6	7	1	9	1	2	0	3	29
35	Victoria Vivians	g	8-17	1-3	0-0	0	2	2	1	17	3	0	0	2	27
10	Jazzmun Holmes	g	1-1	0-0	0-0	0	2	2	0	2	1	0	1	0	15
24	Nyah Tate	g	0-0	0-0	0-0	0	0	0	0	0	0	0	0	0	2
23	Bre'Amber Scott	g	1-1	0-0	0-0	0	0	0	0	2	1	0	0	1	5
24	Jordan Danberry	g	3-9	0-0	1-2	1	1	2	0	7	0	1	0	2	13
25	Zion Campbell	g	3-3	0-0	0-0	1	1	2	0	6	1	0	1	1	12
55	Chloe Bibby	g	2-4	0-0	1-2	2	1	3	0	5	1	1	0	1	13
Team						2	3	5							
Totals			37-68	7-14	9-12	11	21	32	8	90	18	7	4	13	200
1st - FG %:		9-19	47.4%	2nd: 6-16	37.5%	3rd: 11-17	64.7%	4th: 11-16	68.8%	Game: 37-68	54.4%	Deadball			
3FG %:		2-7	28.6%	3-4	75.0%	2-3	66.7%	0-0	0.0%	7-14	50.0%	Rebounds			
FT %:		0-0	0.0%	0-0	0.0%	7-8	87.5%	2-4	50.0%	9-12	75.0%	0			

Officials: Dee Kantner, Felicia Grinter, Troy Winters
Technical fouls: Florida-None, Mississippi State-None.
Attendance: 6727

Score by periods	1st	2nd	3rd	4th	Total
Florida	13	10	14	16	53
Mississippi State	20	15	31	24	90

Last FG - UF 4th-01:04, MS 4th-00:41.
Largest lead - UF None, MS by 37 4th-01:31.
UF led for 00:00, MS led for 39:33. Game was tied for 00:23.

Game 21: No. 3 Mississippi State 90, Florida 53
January 25, 2018 * Humphrey Coliseum * Starkville, MS

Junior **Funda Nakkasoglu** scored 19 and Florida held the rebounding edge against the taller Mississippi State squad, however, the No. 2-ranked Bulldogs took advantage of several missed opportunities and an impressive third quarter to earn the 90-53 decision at Humphrey Coliseum.

Sophomore **Delicia Washington** notched her fifth double-double of the season and sixth of her career with 10 points and 10 rebounds, as Florida shot 39.7 percent overall from the floor compared to MSU's 54.4 percent effort, the highest by a Gator opponent this season.

Mississippi State improved to 21-0 overall – 7-0 in the Southeastern Conference – and set the program record for best start to a season.

How It Happened

The teams traded scores for the first three minutes of the second half before MSU scored five straight points for a 46-28 advantage. Jalaysia Thomas converted a layup that prevented a larger run, however, MSU came right back with a score.

Nakkasoglu drilled a three-pointer that had Florida within 15 points with 4:36 left in the third, but the Bulldogs countered with 11 straight points that started a devastating 16-2 run over a 2:50 span for a 29-point difference with 1:26 remaining in the third quarter and the Gators wouldn't recover.

Florida shot a respectable 46.2 percent during that third quarter, however, MSU hit 64.7 percent as it outscored the Gators 31-14 to carry a comfortable 66-37 lead into the final period.

Gators Kept It Close Early

Mississippi State scored seven consecutive points to build an early 13-4 lead and the teams traded buckets for the next three minutes before Victoria Vivians' shot with 44 seconds left in the first quarter gave the hosts a 10-point advantage.

Sydney Searcy answered with a three-pointer from the corner to end the first frame's scoring and ignited a 10-2 run that cut Florida's deficit down to 22-20 with 5:41 remaining in the second quarter.

The Gators had chance to tie the game on their next possession but couldn't inbound the ball and the Bulldogs made them pay with a quick Vivians' bucket that sparked an 13-0 MSU swing.

Dyandria Anderson set up on the wing and Haley Lorenzen found her for a three-pointer that halted the Bulldog spree with 31 seconds left in the first half. Florida had missed nine consecutive field goals prior to Anderson's trey, as the Bulldogs took a 35-23 halftime lead.

Nakkasoglu scored 13 of UF's 23 first-half points, as she hit 5-of-8 from the field that include a three-pointer and a pair of free throws.

Lorenzen collected nine rebounds during the first 20 minutes and helped the Gators hold a 21-18 edge on the boards.

Individual Gator Numbers of Note

- Nakkasoglu scored a team-best 19 points with a Gator-leading three assists
- Lorenzen collected 12 rebounds for her fourth consecutive game with double-digit boards
- Lorenzen started her 95th career game
- Anderson started her 70th career game and team-leading 54th consecutive game
- Hersler collected her 300th career rebound during the game
- Nakkasoglu hit a three-pointer in her 14th consecutive game, tied for the 10th-longest streak in program history

Numbers of Note

- Florida dropped its ninth consecutive game to ranked opponents, including three this season.
- Mississippi State won fourth straight in the series against Florida.

Official Basketball Box Score -- Game Totals -- Final Statistics

Florida vs Mississippi State
01/12/07 8:02 p.m. at Starkville, Miss. (Humphrey Coliseum)

Florida 49 • 9-8 (0-4 SEC)

		Total	3-Ptr		Rebounds										
#	Player	FG-FGA	FG-FGA	FT-FTA	Off	Def	TP	PF	TP	A	To	Blk	Stl	Min	
01	Williams,Ronni	f	3-6	0-0	5-8	1	3	4	4	11	1	8	0	2	27
44	Lorenzen,Haley	f	1-5	0-0	1-2	1	3	4	5	3	2	2	1	0	30
24	Fleming,Tyshara	c	2-4	0-0	2-2	2	4	6	5	6	1	3	3	1	28
00	Washington,Delicia	g	7-13	1-1	2-3	1	5	6	4	17	0	5	0	0	35
11	Anderson,Dyandria	g	2-6	2-2	2-2	0	3	3	3	8	3	5	0	1	32
15	Searcy,Sydney	g	0-2	0-0	0-0	0	0	0	1	0	0	1	0	0	15
22	Morang,Sydney	g	1-5	1-5	1-2	2	1	3	1	4	0	0	0	0	18
23	Copeland,Brooke	g	0-0	0-0	0-0	0	0	0	2	0	2	2	0	0	15
Team						3	2	5			1				
Totals			16-41	4-8	13-19	10	21	31	25	49	9	27	4	4	200
1st - FG %:		4-11	36.4%	2nd: 4-10	40.0%	3rd: 3-7	42.9%	4th: 5-13	38.5%	Game: 16-41	39.0%	Deadball			
3FG %:		0-2	0.0%	1-1	100.0%	1-1	100.0%	2-4	50.0%	4-8	50.0%	Rebounds			
FT %:		1-2	50.0%	4-5	80.0%	6-8	75.0%	13-19	68.4%	2,1					

Mississippi State 82 • 18-0 (4-0 SEC)

#	Player	Total		3-Ptr		Rebounds			PF	TP	A TO Blk Stl				Min
		FG-FGA	FT-FTA	FG-FGA	FT-FTA	Off	Def	Tot			A	T	B	S	
03	Breanna Richardson	f	3-9	0-1	0-0	2	3	5	2	6	3	1	0	2	29
45	Chinwe Okorie	c	5-7	0-0	3-4	4	2	6	4	13	0	0	1	0	14
00	Dominique Dillingham	g	2-6	1-3	0-0	1	3	4	3	5	2	1	0	0	25
02	Morgan William	g	1-3	1-1	0-0	0	0	0	3	3	7	1	0	1	21
35	Victoria Vivians	g	7-19	1-6	6-6	2	3	5	3	21	3	2	1	4	35
01	Blair Schaefer	g	1-8	1-7	0-0	1	0	1	2	3	2	1	0	1	21
04	Ameshya Williams	g	0-0	0-0	0-0	1	0	1	0	0	0	2	0	0	2
10	Jazzmun Holmes	g	1-3	1-3	3-6	1	2	3	1	6	3	1	0	1	19
13	Ketara Chapel	g	0-1	0-0	0-0	1	0	1	0	0	0	2	0	0	9
15	Teaira McCowan	g	12-13	0-0	1-1	3	2	5	3	25	0	1	2	1	24
25	Zion Campbell	g	0-0	0-0	0-0	0	0	0	0	0	0	0	0	0	1
Team						1	4	5							
Totals			32-69	5-21	13-17	17	19	36	21	82	22	10	4	10	200
1st - FG %:		9-19	47.4%	2nd: 9-16	56.3%	3rd: 9-16	56.3%	4th: 5-18	27.8%	Game: 32-69	46.4%	Deadball			
3FG %:		0-4	0.0%	3-5	60.0%	2-5	40.0%	0-7	0.0%	5-21	23.8%	Rebounds			
FT %:		0-0	0.0%	3-4	75.0%	1-3	33.3%	3-4	75.0%	13-17	76.5%	2			

Officials: Tina Napier, Brian Hall, Metta Roberts
Technical fouls: Florida-None, Mississippi State-None.
Attendance: 5575

Score by periods	1st	2nd	3rd	4th	Total
Florida	9	13	13	14	49
Mississippi State	24	24	21	13	82

Last FG - UF 4th-00:11, MS 4th-03:05.
Largest lead - UF None, MS by 36 3rd-02:18.
UF led for 00:00, MS led for 39:22. Game was tied for 00:38.

Game 17: #4 Mississippi State 82, Florida 49
January 12, 2017 * Humphrey Coliseum * Starkville, Miss.

Fourth-ranked Mississippi State remained one of two undefeated NCAA Division I Women's Basketball teams after powering past Florida, 82-49, at Humphrey Coliseum Thursday evening.

The Bulldogs used a 14-0 run early in the first quarter to take a 20-5 lead and maintained that spread through the end of the quarter.

Florida scored the first five points of the second quarter with a bucket from Ronni Williams and a three-pointer from Dyandria Anderson and closed to within 24-14, before MSU closed the half on a 24-8 march for a 48-22 halftime advantage. Florida never recovered.

Gators in Double Digits

- Delicia Washington:** 17 points (7-13 FG, 1-1 3PT, 2-3 FT) - ninth double-figure scoring game for the freshman
- Ronni Williams:** 11 points (3-6 FG, 5-8 FT) - 13th double-figure scoring game this year, 64th in career

Bulldogs in Double Digits

- Victoria Vivians: 21 points, 4 steals
- Teaira McCowan: 25 points (12-13 FG)
- Chinwe Okorie: 13 points (5

2017-18 Gator Women's Basketball

First Horn

- For the second time in 14 days, Florida will face No. 2 Mississippi State as the Gators play host to the Bulldogs on Thursday at Exactech Arena at the Stephen C. O'Connell Center where tip-off is scheduled for 7 p.m.
- Florida dropped the 90-53 decision in Starkville on Jan. 25 that halted the Gator's two-game win streak.
- It's a quick turnaround for the Gators, who return to the competition court after playing at Missouri Monday evening. The Bulldogs also had a shortened prep week after defeating South Carolina, 67-53, in a rematch of last year's national championship game.
- Thursday's game will be Florida's fourth during a **six-game stretch against nationally-ranked opponents**.

The Home Stretch

- Including Thursday's game, only **SIX** games remain on Florida's regular-season schedule before traveling to Nashville for the SEC Tournament, Feb. 28-March 4.

Check this Regular-Season-Ending Stretch!

- The Gators are in the midst of a **nine-game stretch** against **eight teams** currently ranked in the top-25.
- The run takes Florida through the end of the regular season:

Date / Opp / RPI thru games Feb. 6

- Jan. 25 at #2 Mississippi St. RPI 3
- Jan. 28 #18 Georgia RPI 20
- Feb. 5 at Missouri RPI 17**
- Feb. 8 #2 Mississippi State RPI 3
- Feb. 11 at #7 South Carolina RPI 21
- Feb. 15 at #14 Texas A&M RPI 15
- Feb. 18 Vanderbilt RPI 123
- Feb. 22 #11 Tennessee RPI 11
- Feb. 25 #18 Georgia RPI 20

Something in Common

- Current Florida Athletics Director **Scott Stricklin** made **Cameron Newbauer** his first Gator head coaching hire since assuming his position in November 2016.
- Before arriving in Gainesville, Stricklin was the AD at Mississippi State (2010-16), where he hired current Bulldogs Head Coach Vic Schaefer.
- Stricklin's second Gator coaching hire - football coach **Dan Mullen**, who spent the previous nine seasons (2009-17) as Mississippi State's head coach.

Gators vs. Bulldogs: The Series

- 47-Game Series: UF leads 25-22 (UF Home: 13-7; Away: 8-14; Neutral: 4-2)**
- Streak:** Mississippi State has won the last four games in the series since Florida rattled off a nine-game streak.
- Long Streak:** The 47-game series against MSU is the eighth-longest in UF history.

Twice the SEC Fun

- During the 2017-18 season's 16-game SEC schedule, the Gators will play Georgia (their 'permanent' rival), Ole Miss and 2017 NCAA national-runner-up **Mississippi State** twice.

Florida vs. Ranked Teams

- Florida has lost its **last 11 games** against nationally ranked teams, including **five** this season: Florida State (Nov. 17), Ohio State (Dec. 6), Mississippi State (Jan. 25), Georgia (Jan. 28) and at Missouri (Feb. 5).

YES!

- The Gators earned their first SEC win at Arkansas on Jan. 18, snapping a five-game skid to their league start.
- Entering the victory at Arkansas, Florida had lost four straight games by single digits.

Close Ones

- Overall this season, the Gators have played 12 games decided by 10 points or less (4-8 record overall, 1-6 SEC).

"Chuck it from the Cheap Seats!"

- The Gators are listening to **Coach Cam Newbauer's** approach to shooting and has told every member of the team to **"chuck it from the cheap seats!"** (Coach is a HUGE movie guy and the quote is from "Hoosiers")
- The Gators reset the program record for threes in a game twice already.** The new **standard stands at 17** after the Nov. 23 performance against Savannah State.
- The team canned **15 three-pointers** vs. Richmond (11/21/17) to first break the program record for threes in a game, which was 13 at Arkansas, Feb. 1, 2009.
- Four of the top five** single-game records for threes have come under Cam.

Gators for THREEEEEE!

- Entering Thursday's game, the Gators are averaging **8.5 three-pointers per game** and converting at a 31.3 percent clip.
- Thru games played **Feb. 6**, UF ranks **tied-No. 31 in the country** in threes per game; and **No. 26** in total three-pointers made (196).
- Florida has converted double-digit threes in **NINE games this year**, most recently 10 vs. Kentucky (Jan. 11).

You Hit a 3 ... and You Hit a 3 ...

- It took just **six games for TEN of the 11 players on the scholarship roster to hit at least one trey this season.**
- SIX different Gators** have totaled **double-digit three-pointers** this season.
- Only freshman guard **Tamera Johnson** has yet to have one fall from deep.
- Check out the chart in these game notes to see the individual three-point shooting improvements by each Gator!

If the season ended today after playing just 23 games ...

- The Gators' **196 three-pointers** would be the **third-most** in a season in program history.
- UF is **24 shy** of No. 2 (220 in 32 games in 2010) and **25 threes** from tying the most in program history (221 in 32 games in 2009).

Numbers of Note

<<< POINTS >>>

- 10** points shy is **Delicia Washington (590)** of her 600th career point
- 2** points shy is **Funda Nakkasoglu (1,448)** of her 1,450th career point

<<< REBOUNDS >>>

- 10** rebounds shy is **Paulina Hersler (153)** of collecting as many rebounds this season as she did in her 97-game career total of 163 at UCLA
- 15** rebounds shy is **Haley Lorenzen (685)** of her 700th career rebound

<<< 3-POINTERS >>>

- 1** three-pointer shy this season is **Paulina Hersler (34)** of equaling her entire three-year combined total (35) compiled in 96 games before the start of the year.
- 16** consecutive games **Funda Nakkasoglu** has with a three-pointer, two game shy of tying for the fifth-longest streak accomplished by Sha Brooks (2007)

<<< ASSISTS >>>

- 20** assists shy is **Dyandria Anderson (278)** from tying Janna Bragg's (1984-88) 298 - for the 13th-most in UF history

<<< STEALS >>>

- 2** steals shy is **Dyandria Anderson (148)** of her 150th career steal
- 3** steals shy is **Haley Lorenzen (97)** of her 100th career steal

<<< BLOCKS >>>

- 1** block shy is **Haley Lorenzen (110)** of passing Aneika Henry's 110 swats for the sole possession of ninth place in UF history

<<< GAMES PLAYED/STARTED >>>

- 1** game PLAYED shy is **Paulina Hersler** of her 120th career game
- 3** games STARTED shy is **Haley Lorenzen (97)** of starting her 100th career game. Only nine Gators have ever started 100 games.

<<< STREAKS & STUFF >>>

- 23** consecutive games with a 3-pointer (went 0-10 vs. Texas A&M in the second round of the 2017 SEC Tournament, March 2, 2017)
- 113** games played by **Haley Lorenzen (with 97 starts)**
- 114** games played by **Dyandria Anderson (with 72 starts)**
- 119** games played by **Paulina Hersler (97 of those were at UCLA)**

The Coach Cam Influence from THREEEEEE "Chuck it from the Cheap Seats!"

Gator	2017-18 Treys	3-FG%	Career 3's Entering 2017-18 (games played)
Dyandria Anderson	41	32.3%	25 ... 22.9% (91)
Paulina Hersler	36	36.7%	35 ... 31.8% (96)
Haley Lorenzen	10	33.3%	11 ... 43.2% (90)
Funda Nakkasoglu	51	33.1%	83... 33.6% (60)
Elif Portakal	2	15.4%	5 ... 29.4% (19)
Sydney Searcy	23	32.4%	3 ... 12.0% (31)
Delicia Washington	24	24.2%	10 ... 26.3% (31)

- Freshman forward **Jalaysha Thomas** had never hit a 3 before at any level and sank the first one of her career vs. Richmond (Nov. 21, 2017)
- Freshman forward **Mikayla Hayes** had never hit a 3 before at any level and sank the first one of her career vs. Savannah State (Nov. 23, 2017)

2017-18 Gator Women's Basketball

Associated Press Poll February 5, 2018

1	Connecticut (32).....	800
2	Mississippi State	764
3	Baylor.....	732
4	Louisville.....	701
5	Notre Dame.....	683
6	Texas.....	610
7	South Carolina	579
8	UCLA.....	558
9	Oregon.....	555
10	Maryland.....	535
11	Tennessee	483
12	Florida State	445
13	Ohio State	360
14	Texas A&M	348
15	Missouri	332
16	Oregon State.....	298
17	Stanford.....	283
18	Georgia	267
19	Duke.....	219
20	Green Bay.....	218
21	Michigan.....	175
22	Oklahoma State.....	92
23	NC State.....	78
24	TCU.....	72
25	Arizona State.....	52

Others receiving votes: West Virginia 46, Belmont 28, South Florida 28, **LSU 21**, Nebraska 12, Mercer 8, Dayton 7, Gonzaga 2, Iowa 2, California 2, Central Michigan 2, DePaul 1, Rutgers 1, Purdue 1

WBCA/USA Today Coaches' Poll February 6, 2018

1	Connecticut (32).....	800
2	Mississippi State	766
3	Baylor.....	733
4	Louisville.....	696
5	Notre Dame.....	676
6	Texas.....	628
7	UCLA.....	582
8	South Carolina	576
9	Maryland.....	546
10	Oregon.....	535
11	Tennessee	445
12	Florida State	425
13	Ohio State	391
14	Texas A&M	373
15	Missouri	349
16	Oregon State.....	297
17	Green Bay.....	253
18	Georgia	241
19	Duke.....	235
20	Michigan.....	212
21	Stanford.....	130
22	South Florida.....	113
23	NC State.....	92
24	TCU.....	76
25	Oklahoma State.....	66

Others receiving votes: West Virginia 52, DePaul 33, Mercer 12, Arizona State 11, Central Michigan 10, Virginia 9, Florida Gulf Coast 9, Rutgers 6, Miami 5, Marquette 4, Quinnipiac 3, **LSU 3**, Syracuse 3, Buffalo 2, California 1, Iowa 1

BOLDFACE indicates 2017-18 opponent

Florida Week-by-Week in the 2017-18 National Polls

Week	AP	Coaches
Preseason	rv (8/11)	-- (7/10)
Nov. 13	rv (8/9)	no poll
Nov. 20	-- (8/11)	-- (7/9)
Nov. 27	-- (8/10)	-- (8/10)
Dec. 4	-- (8/9)	-- (8/10)
Dec. 11	-- (7/9)	-- (7/10)
Dec. 25	-- (6/6)	-- (7/9)
Jan. 1	-- (7/7)	-- (7/7)
Jan. 7	-- (8/10)	-- (7/8)
Jan. 15	-- (7/8)	-- (8/8)
Jan. 22	-- (8/8)	-- (8/8)
Jan. 29	-- (8/8)	-- (8/8)
Feb. 5	-- (8/9)	-- (8/9)

(opponents in Top-25/total receiving votes)

Florida in the National Rankings

- All-time weeks in AP poll: **145**
- Highest AP ranking: 5, Nov. 24, 1997
- Highest Coaches' ranking: 5, 11/25/1997
- First AP ranking: 19, Dec. 26, 1983
- Last AP rank: 25, final 2015-16 poll
- Last Coaches' rank: 24, March 14, 2016

UF All-Time vs. Ranked Teams

Overall: 71-207 (0-5 in 2017-18)
Home: 37-77 (0-3 in 2017-18)
Away: 23-99 (0-2 in 2017-18)
Neutral: 11-32 (0-0 in 2017-18)
vs. Specific-Ranked Teams
Top-5: 5-66 (0-1 in 2017-18)
Nos. 6-10: 11-47 (0-0 in 2017-18)
Nos. 11-25: 54-95 (0-4 in 2017-18)

- Florida's **31.1 percent** 3-point shooting effort would rank as the **NINTH best** in a season in program history.

What Else do the Gators do well?

- Aside from hitting the three at an SEC-leading rate (all games):
- **Florida DOES NOT FOUL:** The Gators rank **No. 2 in the country in staying out of foul trouble**, being whistled for just 12.5 fouls per game. It wasn't until Florida's **16th game of the season that a Gator (Delicia Washington) fouled out** - and that didn't happen until there was 2:45 remaining in the second-overtime period at Ole Miss!
- **REBOUND:** Florida ranks No. 24 in the country for rebounds per game and No. 2 in SEC Games for rebounding offense.
- Individually, **Haley Lorenzen (No. 5)**, **Delicia Washington (TNo. 6)** and **Paulina Hersler (No. 13)** each rank among the SEC's top-15 for rebounds per game.

What Just Happened

- In a game that featured 10 lead changes and six tied scores, Florida matched No. 15 Missouri possession-for-possession and even had the ball with a chance to win it but a three-pointer at the buzzer fell short in a 66-64 loss at Mizzou Arena Monday.
- The Gators defense held the Tigers without a score in the final minute and got the ball back with 12.1 seconds remaining. Florida set up for the final shot, but Mizzou's defense gave the Gators fits and forced **Haley Lorenzen** to launch a deep three as the final horn sounded.
- Florida held a lead in all four quarters with

its last a 55-54 edge with 7:07 remaining.

Gator Watch

- Through 23 games, Florida is averaging 68.0 points per game, with all five starters averaging double-figure scoring.
- Top two Gator scorers: **Funda Nakkasoglu** (14.2 ppg), **Paulina Hersler** (12.3 ppg) and **Haley Lorenzen** (12.3 ppg)
- Top two rebounders: **Haley Lorenzen** (9.5 pg) and **Delicia Washington** (8.8 pg)
- Assists leaders: **Delicia Washington** (78 total, 3.4 pg) and **Dyandria Anderson** (67 total, 2.9 pg)

Who's Hot!

- During the **last FOUR games, Haley Lorenzen** is averaging a double-double, with 11.0 points and 10.0 rebounds.

As a Team, What's Hot and What's Not

- **HOT:** Rebounding! Over the last four games, Florida holds a +6.8 rebounding advantage. The Gators have won the rebounding battle in the last six of the last seven games.
- **NOT:** Over the last four games, Florida is averaging just 5.0 three-pointers per game and connecting on them at just a 23.3 percent clip.

What's Next for the Gators

- Florida begins a two-game road swing next week against nationally-ranked opponents.
- The Gator's first play at No. 7 and reigning NCAA champion South Carolina on Sunday, before playing at No. 14 Texas A&M on Thursday.

Where We Rank

(thru games played Feb. 6)

TEAM

SEC Stats (Top 5 only, SEC Games)

No. 2 Three-Point Field Goals Per Game
 No. 2 Three-Pt FG Percentage Defense
 No. 2 Rebounding Offense
 No. 4 FG Percentage Defense
 No. 4 Offensive Rebounds
 No. 4 Defensive Rebounds
 No. 5 Defensive Reb. Pct.

National Stats (Top 25 only)

No. 2 Personal fouls per game
 No. 7 Fewest Fouls per game
 No. 10 Three-Point Field Goals Attempted
 No. 21 Defensive Rebounds per Game
 No. 25 Rebounds per game
 No. 24 Rebounds
 No. 24 Three-Point Field Goals Made

INDIVIDUAL (Top 15, SEC Games only)

SEC (National Ranking, if available)

Haley Lorenzen

- No. 3 (22) Double Doubles
- No. 3 Free Throw Pct.
- No. 5 Rebounds per game
- No. 6 Defensive Rebounds per game
- No. 8 Offensive Rebounds per game

Paulina Hersler

- T-No. 9 Three-Pt FG per game
- No. 13 Rebounds per game
- **T-No. 11** Offensive Rebounds per game
- T-No. 15 Defensive Rebounds per game

Funda Nakkasoglu

- No. 4 Three-Pt FG per game
- No. 6 Minutes played per game

Delicia Washington

- No. 1 (3) Triple-Doubles
- No. 6 Rebounds pg
- No. 11 Assist/Turnover Ratio
- No. 12 Assists per game
- No. 5 Defensive Rebounds pg
- T-No. 15 Offensive Rebounds pg

2017-18 FLORIDA GATORS host the #2 MISSISSIPPI STATE BULLDOGS

2017-18 Gator Women's Basketball

Hi Mom!

- Florida has at least 12 games set to be televised this season and Monday's game is one of those.
- Brenda VanLengen and former Florida head coach Carol Ross calling the action.
- SEC Network + will provide live streaming video thru the WatchESPN app.

From the Training Room

- Elif Portakal** has missed the **last five games** (beginning with LSU) due to a sore back.
- Gabby Seiler** had LCL surgery on her right knee from a nagging injury she sustained during the soccer season. She will continue to be a leader for the Gators in the locker room and on the bench as she recovers.
- Sophomore **Sydney Searcy** missed both games of the Gator Holiday Classic to rest from a concussion sustained during the game against Marshall (Dec. 10).
- She returned to competition against Delaware State (Dec. 27) and scored 11 points (3-4 threes) with four rebounds and 23 minutes.

Three Newcomers Since Dec. 12

- On Jan. 9, **Danielle Rainey** became the third newcomer to the Gators roster since December 12, when freshman walk-on **Stephanie Brower** became a member of the squad.
- Gator soccer All-American **Gabby Seiler** then officially joined the team on January 4. Brower and Seiler are eligibly immediately.

Lorenzen Earns SEC Weekly Award for First Time

- For the first time in her career, Haley Lorenzen was selected as the SEC Player of the Week.
- For the week of Jan. 15-22, Lorenzen averaged 15 points and 11.5 rebounds, while shooting 52.4 percent from the floor, including 2-of-3 three pointers and all six of her free throw attempts.
- Lorenzen had a double-double in both of UF's games last week that helped Florida halt a five-game losing streak and notch its first two SEC wins of the season.

Planning Ahead

- Senior **Dyandria Anderson** was selected to the WBCA's 'So You Want To Be A Coach' program that will 'increase the understanding and application of skills necessary to secure coaching positions in women's basketball.'
- She will participate in the three-day workshop with speakers from March 28-30 in conjunction with the WBCA Convention in Columbus, Ohio.

Lorenzen Honored in Preseason

- Haley Lorenzen** has been named to the inaugural 2018 Katrina McClain Award watch list.
- The 20-player watch list of candidates for the award named after the two-time All-American and 1987 National Player of the Year, is in its inaugural year and **recognizes the top power forwards** in women's NCAA Division I college basketball.

UF's Three-Point Shooting Record Book

TEAM

3-PT FIELD GOALS MADE

17	vs. Savannah State (11/23/17)
15	vs. Richmond (11/21/17)
13	MARSHALL (12/10/17)
13	at Arkansas (2/01/09)
12	at Oklahoma (12/3/17)
12	vs FIU (11/29/09)
11	at LSU (2/25/16)
11	at Ole Miss (1/31/10)
11	at Alabama (2/5/09)
11	UAB (11/24/09)
11	TEMPLE (12/04/04)
11	at Tennessee (2/28/08)
11	TCU (12/16/07)
11	at Richmond (11/25/03)
11	MISSISSIPPI ST. (2/24/96)
11	FIU (3/15/97)
11	UNF (11/19/12)

3-PT FG ATTEMPTS

39	vs. Savannah State (11/23/17)
36	KENTUCKY (1/11/18)
35	MARSHALL (12/10/17)
34	UNF (11/19/12)
33	AUBURN (1/7/10)
32	at Rutgers (12/07/09)
32	WASHINGTON (3/18/01)
32	RICHMOND (11/25/03)
32	MISSISSIPPI ST (2/11/07)
31	LSU (1/14/18)
31	GEORGIA STATE (11/11/17)
30	OHIO STATE (12/6/17)
30	vs. Richmond (11/21/17)

3-PT FG PERCENTAGE

.673 (8-13)	at Georgia (1/22/92)
.667 (8-12)	at Texas A&M (2/14/13)
.667 (6-9)	OHIO (12/31/91)
.647 (11-17)	at Alabama (2/05/09)
.636 (7-11)	TROY (12/4/12)
.625 (5-8)	FURMAN (12/6/92)
.619 (13-21)	at Arkansas (2/01/09)

INDIVIDUAL RECORDS

Three-Point Field Goals Made

9	Carlie Needles vs. NORTH FLORIDA (11/19/12)
8	Bridget Pettis vs. GEORGIA (1/20/93)
7	Funda Nakkasoglu vs. Richmond (11/21/17)
7	Sha Brooks at Tennessee (2/28/08)
7	Talatha Bingham vs. UCF (2/10/98)
7	Brandi McCain at South Carolina (1/21/01)
7	Brandi McCain vs. Washington (3/18/01)
6	19 times, last Dyandria Anderson at Oklahoma (12/3/17)
5	several times, last: D. Anderson vs. Marshall, 12/10/17

Three-Point Field Goals Attempted

26	Brandi McCain vs. Washington (3/18/01)
20	Brandi McCain vs. Arkansas (3/2/01)
17	Carlie Needles vs. NORTH FLORIDA (11/19/12)
16	Talatha Bingham vs. UCF (2/10/98)
15	Bridget Pettis vs. Virginia (3/21/93)
14	Jordan Jones at Rutgers (12/7/09)
14	Brandi McCain at Tulane (12/2/01)
14	Brandi McCain at Miss. State (2/24/02)
14	Brandi McCain at Alabama (2/25/01)
14	Brandi McCain at West Virginia (11/29/00)
14	Brandi McCain at Georgia (1/11/01)
14	Brandi McCain at South Carolina (1/21/01)
14	Brandi McCain vs. SOUTH CAROLINA (1/28/01)

Consecutive Games Scoring a 3-Point FG

30	Brandi McCain (2000/01)
23	Jordan Jones (2010)
20	Steffi Sorensen (2009)
20	Bridget Pettis (1993)
19	Kerry Creameans (1994)
18	Sha Brooks (2007)
16	FUNDA NAKKASOGLU (2018 - ACTIVE)
16	Jordan Jones (2011)
15	Jordan Jones (2012)
15	Tashia Morehead (2005)
14	Tamia Williams (2005)
12	Jordan Jones (2012)
12	Bridget Pettis (1992)
12	Talatha Bingham (1999)

A Glance at the New Guy

- Cameron Newbauer** was hired on March 27, 2017, after four seasons at Belmont University, where he guided the Bruins to the NCAA Tournament his final two years.
- Newbauer logged 79-50 overall record, including a 53-15 spot his final two years.
- Newbauer's teams posted a 41-11 home record, including an impressive 27-1 mark his final two seasons.
- He is the first Gator head coaching hire by UF athletics director **Scott Stricklin**.

First Day on the Job

- Florida's 10 head coaches have combined to post a 7-3 record in their inaugural game on the Gator sidelines - including **Cam Newbauer's** 82-66 win against Georgia State.
- Cam Newbauer** was the seventh head coach to open their Gator tenure at home.

Roster Update, Part 4

- Danielle Rainey**, a 5-foot-10 guard originally from Washington, D.C., has been admitted to the University of Florida and is enrolled in classes for the Spring 2018 semester with the intent of playing with the Gator women's basketball team.
- Rainey spent her freshman year (2016-17) at TCU, where she played in 11 games. She did not play during the fall 2018 semester with the Horned Frogs. Rainey will have three years of eligibility remaining at UF.

Roster Update, Part 3

- Florida soccer standout **Gabby Seiler [SIGH-ler]**, who is a 2017 United Soccer Coaches Third Team All-American and three-time All-Southeastern Conference First Team performer, joined the Gator women's basketball team and is active to play immediately.

Gator Three-Point Season Records

Rank	Year	GP	3P	3PA	Pct
1	2009	32	221	605	35.0%
2	2010	32	220	727	30.3%
3	2018	23	196	594	31.1%
4	2011	35	195	575	33.9%
5	2014	33	188	579	32.5%
6	2013	37	181	552	32.8%
7	2016	31	181	584	31.0%
8	2008	33	179	585	30.6%
9	2012	33	176	599	29.4%
10	2005	29	169	509	33.2%
11	2006	30	162	527	30.7%
12	2001	30	157	519	30.3%
13	2007	31	157	551	28.5%
14	2004	30	156	458	34.1%
15	1999	33	136	422	32.2%
16	1994	29	135	467	28.9%
17	1997	33	134	450	29.8%
18	2002	29	133	444	30.0%
19	1996	30	131	456	28.7%
20	2015	30	130	448	29.0%
21	2003	28	128	448	28.6%
22	1995	33	117	418	28.0%
23	1998	32	110	351	31.3%
24	2017	29	109	388	28.1%
25	1993	29	107	416	25.7%
26	1992	28	105	340	30.9%
27	2000	34	99	318	31.1%
28	1991	28	63	184	34.2%
29	1990	28	26	112	25.0%
30	1989	29	26	92	28.3%
31	1988	27	18	65	27.7%

2017-18 Gator Women's Basketball

- On Jan. 18, Seiler was selected with the ninth overall pick in the 2018 National Women's Soccer League (NWSL) draft by the defending champion Portland Thorns.
- Seiler's first interaction with the team was during its Jan. 4 shootaround.** She sat on the bench for that game against Alabama and participated in **official practice on Jan. 9.**
- A 5-foot-5 point guard from Peachtree City, Ga., Seiler scored 17 goals during her collegiate soccer career, including seven game-winning goals. The Gator's 2017 team captain also recorded 21 assists and was named in 2017 the SEC Offensive and Top Drawer Soccer National Player of Week after scoring the tying goal versus then No. 1 Stanford and the first goal in 2-1 win versus Syracuse.
- While Seiler has focused her attention on the sport of soccer for the last five years, she was a force on the hardwood during her prep career at McIntosh High School, where she broke the school's all-time scoring record – boys and girls – eventually topping the 2,000-point plateau for her four-year career. The 20-year-old record she broke of 1918 points was held by Jeff Sheppard, who starred at Kentucky where he won two NCAA titles.

Roster Update, Part 2

- Stephanie Brower** joined the Gator squad on December 12 as a walk-on.
- She was been cleared by compliance and was eligible to play immediately.
- In her debut, she played two minutes vs. Saint Joseph's on December 21.
- Brower will wear jersey No. 55, just the second player to wear the double-nickle, joining Gator All-American Vanessa Hayden.

Roster Update, Part 1

- Sydney Morang** did not travel to Savannah, Nov. 21-23 due to concussion recovery. Coach Newbauer announced on Nov. 27 that Morang will sit out the remainder of 2017-18 and seek a medical redshirt this season.
- Funda Nakkasoglu** did not play against Stetson or Savannah State (Nov. 22-23) after spraining her left ankle with 2:57 remaining in the game against Richmond (Nov. 21). She returned to the Jacksonville game (Nov. 28) and played 28 minutes.

11 to Start the Season

- Florida began the 2017-18 season with an 11-player roster.
- Junior transfer **Corey Staples** will redshirt the season. She tore her left ACL during the first day of practice and underwent surgery on Oct. 25. She will have two years of eligibility remaining.
- Coach Cam announced on Nov. 8 that redshirt senior **Simone Westbrook** would no longer be a member of the 2017-18 Gator squad.

First-Time Florida Foes

- There are three teams on UF's schedule that the Gators played for the first time: Oklahoma (Dec. 3 in Norman, W 80-61),

Lorenzen Joins 1,000-Point Club

Senior **Haley Lorenzen** became the 25th Gator to reach the scoring milestone when she hit a 3 from the top of the arc during the second quarter of the team's win against Delaware State, Dec. 27.

Quickest Gators to Score 1,000 Career Points

Player	Yrs Played	Yr.	Gms to 1,000
1. Tammy Jackson	1981-85	So.	51 games
2. Quientella Bonner	1977-81	Jr.	53 games
3. Merlakia Jones	1991-95	Jr.	64 games
4. Sophia Witherspoon	1988-91	Sr.	67 games
5. Tonya Washington	1997-00	Sr.	71 games
Brandi McCain	1999-02	Jr.	71 games
7. Sha Brooks	2005-09	Jr.	72 games
8. Rhvonja Smith	1987-91	Jr.	76 games
9. Vanessa Hayden	2001-04	Jr.	77 games
Bernice Mosby	2002-05	Jr.	77 games
11. Murriel Page	1994-98	Jr.	78 games
DeLisha Milton	1993-97	Jr.	78 games
13. Keturah Bell	1982-86	Jr.	82 games
14. Cheryl Fisher	1977-81	Sr.	84 games
15. Marshae Dotson	2005-09	Jr.	85 games
Tiffany Travis	1996-00	Sr.	85 games
LaTonya McGhee	1989-93	Sr.	85 games
18. Tamara Stocks	1997-01	Jr.	97 games
19. Ronni Williams	2013-17	Sr.	99 games
Jaterra Bonds	2010-14	Jr.	99 games
21. Haley Lorenzen	2014-18	Sr.	103 games
22. Janna Bragg	1984-88	Sr.	108 games
23. Jennifer George	2009-13	Sr.	109 games
24. Kayla Lewis	2010-15	Sr.	112 games
25. Talatha Bingham	1995-99	Sr.	125 games

Marshall (Dec. 10 in Gainesville, W 74-69) and Saint Joseph's (Dec. 21 in Gainesville, W 71-51).

What a different a year makes!

- This time last year, the Gators were packing their bags in the midst of a 12-game season-opening road trip, with Exactech Arena undergoing a massive \$64.5 million renovation.
- Florida **traveled 8,700 miles** before playing its first home game on Dec. 28. It was the team's final non-conference game before the start of the SEC season.
- The Gators begin 2017-18 playing three straight home games to start the season and **nine of the team's 13 non-conference games will be at Exactech Arena.**

First Degree

- Of UF's three seniors (not including **Gabby Seiler**), two already sport a bachelor's degree!
- Haley Lorenzen** - Event Management (Summer 2017)
- Paulina Hersler** - Communications (June 2017 at UCLA)
- Dyandria Anderson** - Telecommunication-News (targeting a Spring 2018 graduation)

First Timers

- Mikayla Hayes** is the first Gator from **Minnesota**
- Paulina Hersler** - the first from **Sweden**
- Haley Lorenzen** - the first from **Iowa**
- Funda Nakkasoglu** - the first from **Australia**
- Elif Portakal** - the first from **Turkey**

Home Streak Snapped

- The Nov. 14 loss to Arkansas State halted the Gators' 10-game **non-conference home win streak.**

Honors, Awards, Highlights & More

TEAM

- 17 three-pointers vs. Savannah State (11/23/17) reset the program record established two nights earlier
- 12 made 3-pointers was one shy of tying Oklahoma's Lloyd Noble Center record for opponent 3-pointers
- 15 three-pointers vs. Richmond (11/21/17) set new program record for threes in a game (was 13 at Arkansas, 2/1/09)
- 68 rebounds vs. Delaware State (12/27/17) were the fourth-most in a game in program history and the most since collecting 70 against New Hampshire (12/28/91)
- 6 turnovers vs. Florida State (11/17/17) tied for the second-fewest in program history
- needed 11 games to pass last year's entire 31-game total of 3-pointers (109)

INDIVIDUAL

Dyandria Anderson

- Selected to WBCA's 16th annual 'So You Want To Be A Coach Program'
- Named to "NCAA.com's Starting Five" on Dec. 6 after her career-high 29-point game at Oklahoma

Paulina Hersler

- Completed a rare 4-point-play vs. Ohio State (Dec. 6)

Haley Lorenzen

- SEC Player of the Week (awarded Jan. 23)
- 25th Gator to score 1,000 career points (vs. Delaware State, Dec. 27)
- Gator Holiday Classic All-Tournament Team
- 2018 Katrina McClain Award watch list - recognizes the top power forwards in women's NCAA Division I college basketball
- Compiled a 103-game score streak (snapped at Auburn, Dec. 31, 2017)
- Serves on SEC Student-Athlete Leadership Council.

Funda Nakkasoglu

- 7 three-pointers vs. Richmond tied for third-most in a game in UF history

Delicia Washington

- Triple-Double (12 pts, 12 rebs, 10 assists) vs. Savannah State (11/23/17) - third one in program history
- Named to the Savannah Invitational All-Tournament Teams
- Took 17 games to dish more than 51 assists and pass her entire total of last season in 31 games

2017-18 Gator Women's Basketball

- Last year, UF won its lone home non-league game.
- The 2015-16 squad won all 8 non-SEC home games.
- The 2014-15 Gators went 6-2, but the streak at the end of the season was one win.

Baby Gator(s) - a.k.a Florida's Signing Class

Ariel Johnson became the first player to sign a National Letter of Intent under new Gator head coach **Cameron Newbauer**, who announced Johnson's commitment to continue her education and athletic career at the University of Florida.

Johnson is a 5-9 guard from Stockton, Calif., where she stars at St. Mary's High School.

Johnson at a Glance:

- Enters senior season with the Rams having compiled 870 points, 397 rebounds, 226 assists and 232 steals, while hitting a career-mark of 76 percent (178-233) from the free throw line.
- Junior Year: averaged 15 points, 6.4 rebounds, 4.0 assists and 3.2 steals; team won 18th section title and advanced to the semifinals of the NorCal Open Division; Individual Awards: First Team All-Area by The (Stockton) Record
- Sophomore Year: averaged 8.0 points and 3.6 rebounds; team compiled a 28-1 record and was ranked No. 20 in the final 2015-16 USA Today Super 25
- Freshman Year: averaged 6.6 points and 3.4 rebounds

Also of Note:

- Participated in the 2016 USA Women's U17 World Championship Team Trials
- Fourth Gator from California and the first since Brittany Shine, who played at UF from 2010-12

2017-18 Gator Women's Basketball

Florida's Record by Game Location (State & Territories)

(entering game vs. Mississippi State)

State/U.S. Territory	Win	Loss
Alabama	20	34
Alaska	0	0
Arizona	2	3
Arkansas	13	9
California	5	8
Colorado	3	2
Connecticut	2	2
Delaware	0	0
District of Columbia	2	1
Florida	498	247 <<<<
Georgia	21	59
Hawaii	2	1
Idaho	1	1
Illinois	3	5
Indiana	2	2
Iowa	0	1
Kansas	0	0
Kentucky	11	18
Louisiana	6	20
Maine	4	0
Maryland	0	0
Massachusetts	4	0
Michigan	1	1
Minnesota	0	0
Mississippi	23	29
Missouri	0	4
Montana	2	0
Nebraska	0	1
Nevada	3	2
New Hampshire	0	0
New Jersey	6	2
New Mexico	3	1
New York	3	2
North Carolina	6	6
North Dakota	0	0
Ohio	4	2
Oklahoma	2	0
Oregon	0	1
Pennsylvania	7	7
Rhode Island	3	1
South Carolina	14	10
South Dakota	0	0
Tennessee	28	60
Texas	9	9
Utah	0	2
Vermont	0	0
Virgin Islands	0	2
Virginia	8	9
Washington	0	0
West Virginia	2	0
Wisconsin	4	1
Wyoming	0	0
Bahamas	4	2

University of Florida Quick Facts General Information

Location: Gainesville, Florida
 Est. Population: 124,491
 Founded: 1853
 Enrollment: 54,854
 Nickname: Gators
 Colors: Orange & Blue (PMS 172 & 287)
 Conference: Southeastern (SEC)
 Home Court: Exactech Arena at the
 Stephen C. O'Connell Center
 Capacity: 10,151
 Press Row Phone: 352-367-1801
 President: Dr. W. Kent Fuchs (Duke '77)
 Athletics Director: Scott Stricklin (Miss. State '92)
 Executive Assoc. AD: Lynda Tealer (San Diego)
 Office: 352-375-4683
 Faculty Rep: Dr. Michael Sagas (Utah)
 Ticket Office: 352-375-4683, ext. 6800
 Athletic Web Pages: FloridaGators.com
 Sports Offered (21):
 Baseball, Basketball (M&W), Football, Cross
 Country (M&W), Golf (M&W), Gymnastics (W),
 Lacrosse (W), Soccer (W), Softball, Swimming
 & Diving (M&W), Tennis (M&W), Indoor/Outdoor
 Track & Field (M&W), Volleyball (W)

2017-18 Coaching Staff

Head Coach: Cameron Newbauer
 Asst. Coaches: Kelly Rae Finley,
 Laura Harper & John McCray
 Dir. of Basketball Operations: Serena Lamar

2017-18 Team Information

Letterwinners Return/Lost from 2016-17: 6 / 5
 Starters Returning/Lost from 2016-17: 3 / 2
 Eligible Newcomers / Total Newcomers: 6 / 7
 Eligible SR/JR/SO/FR: 3 / 2 / 4 / 3

2016-17 Season Review

Overall Record: 15-16
 SEC Record (finish): 5-11 (T-11)
 Postseason: none
 SEC Tournament: 1-1 (second round)

Florida Communications

W-Basketball Contact: Kathy Cafazzo
 Email: KathyC@gators.ufl.edu
 Office Phone: 352-375-4683, ext. 6133
 Cell: 352-316-4575
 FAX: 352-375-4809
 Web Site: FloridaGators.com
 Twitter: @GatorsWBK, @camnew
 Facebook: www.facebook.com/GatorsWBK
 Instagram: GatorsWBK
 USPS Mailing Address: UAA Communications
 PO Box 14485
 Gainesville, FL 32604
 Overnight Mailing Address:
 UAA, Ben Hill Griffin Stadium
 121 Gale Lemerand Dr., G'ville, FL 32611

Opening-Day & Home Debut Results for UF Head Coaches

Coach	Opponent	W/L	Score	H/A/N	Date
Cameron Newbauer	Georgia State	Win	82-66	Home	11/11/17
Amanda Butler	Xavier	Win	82-71	Home	11/9/07
Carolyn Peck	Lamar	Win	91-42	Home	11/22/02
Carol Ross	William & Mary	Win	52-50	Away	11/23/90
	Central Florida	Win	86-67	1st Home	11/28/90
Lea Henry	Stetson	Win	84-64	Home	2/14/90
Carol Higginbottom	Florida Southern	Win	84-73	Away	11/26/85
	Stetson	Win	84-64	1st Home	12/3/85
Debbie Yow	Tampa	Win	91-39	Home	11/26/83
Mickie DeMoss	Mercer	Loss	65-99	Away	11/19/79
	South Carolina	Loss	50-98	1st Home	12/1/79
Cathy Davis	Valdosta State	Loss	63-99	Home	11/13/76
Paula Welch	Valdosta State	Loss	47-57	Home	1/13/74

2017-18

SEC Preseason Coaches' Poll

Order of Finish

1. South Carolina
2. Mississippi State
3. Missouri
4. Texas A&M
5. Tennessee
6. Kentucky
7. LSU
8. Georgia
9. Alabama
10. Vanderbilt
11. Auburn
12. Ole Miss
13. Florida
14. Arkansas

Player of the Year

A'ja Wilson, South Carolina

First Team All-SEC

Raigyne Louis, LSU
 Victoria Vivians, Mississippi State
 Morgan William, Mississippi State
 Sophie Cunningham, Missouri
 A'ja Wilson, South Carolina
 Jaime Nared, Tennessee
 Mercedes Russell, Tennessee
 Khaalia Hillsman, Texas A&M

Second Team All-SEC

Caliya Robinson, Georgia
 Taylor Murray, Kentucky
 Shandricka Sessom, Ole Miss
 Teaira McCowan, Mississippi State
 Cierra Porter, Missouri
 Jordan Frericks, Missouri
 Tyasha Harris, South Carolina
 Anriel Howard, Texas A&M
 Danni Williams, Texas A&M

<<<<>>>>

2017-18

SEC Preseason Media Poll

Order of Finish

1. South Carolina
2. Mississippi State
3. Missouri
4. Tennessee
5. Texas A&M
6. Kentucky
7. LSU
8. Georgia
9. Alabama
10. Auburn
11. Vanderbilt
12. Florida
13. Ole Miss
14. Arkansas

Player of the Year

A'ja Wilson, South Carolina

Preseason All-SEC

Victoria Vivians, Mississippi State
 Morgan William, Mississippi State
 Sophie Cunningham, Missouri
 A'ja Wilson, South Carolina
 Mercedes Russell, Tennessee



HEAD COACH

Cameron Newbauer

FIRST YEAR AT UF * FIFTH YEAR OVERALL

Coach Cam Year-by-Year								
Year	School	Overall	Conference Regular Season	Conference Finish	Home	Away	Neutral	Postseason
2013-14	Belmont	14-18	10-6	1st-East	8-4	5-10	1-4	WNIT 1R
2014-15	Belmont	14-17	11-7	T-4th	6-6	7-9	1-2	none
2015-16	Belmont	24-9	13-3	2nd	13-0	8-8	3-1	NCAA 1R
2016-17	Belmont	27-6	16-0	1st	14-1	13-4	0-1	NCAA 1R
2017-18	Florida	10-13	2-8		6-8	2-4	2-1	
Totals	5 years	89-63	52-24	1 title	47-19	35-35	7-9	2 NCAA
at Belmont	4 years	79-50	50-16	1 title	41-11	33-31	5-8	2 NCAA

Coach Cam at a Glance

Newbauer's College Coaching Timeline

- **March 27, 2017 – Present: University of Florida [Head Coach]**
- May 2013 – March 2017: Belmont University [Head Coach]
- 2012-13: University of Louisville [Assistant Coach]
- 2007-12: University of Georgia [Assistant Coach]
- 2005-07: University of Georgia, Men's Basketball [Director of Basketball Operations]
- 2004-05: Siena College, Men's Basketball [Assistant Coach]
- 2003-04: University of Georgia, Men's Basketball [Graduate Manager]
- 2001-03: Siena College, Men's Basketball [Director of Basketball Operations]

Additional Coaching Experience

- 2003: USA Basketball – U.S. Junior National Team at the 2003 Junior World Championships, Greece [Administrative Assistant/Manager]

Education

- Bachelor's: IUPUI Fort Wayne, '01 [Elementary Education]
- Master's: University of Georgia, '09 [Recreation and Leisure Studies]

Playing Experience

- Madonna (Michigan) College (one season, 1997-98)

Personal

- Born: June 12, 1978, in Fort Wayne, Indiana
- Hometown: Fort Wayne, Indiana
- Family: married the former Sarah Millender in May of 2011 on the University of Georgia's Herty Field; two young girls, Chloe and Millie

Belmont Highlights Under Coach Cam

- The 2016-17 Bruins won the OVC regular-season title for the first time in program history and captured the OVC Tournament championship for a second consecutive year.
- Newbauer was recognized by his peers as the **2016-17 OVC Coach of the Year**, the first Bruin coach to earn the honor.
- Following the 2015-16 season, Darby Maggard was named the program's first OVC Freshman of the Year, while Sally McCabe was honored as the team's inaugural recipient of the Defensive Player of the Year award. McCabe repeated the honor following the 2016-17 campaign, as she ranked among the nation's top 15 for blocked shots while becoming just the second player in league history to win the top defensive honor twice.

Belmont in the National Stats Rankings

- During 2016-17, Belmont ranked in the top 20 nationally in 12 statistical categories, including third for rebound margin, 11th for assists per game, 13th for three-point field goals made, 14th for three-pointers made per game, 14th for three-point field goal percentage and 17th for scoring offense.
- During 2015-16, BU ranked in the top 50 nationally in 16 statistical categories, including 12th in assists per game and three-point field goal percentage, 14th in rebound margin, 27th in scoring offense and 30th in scoring margin.

Individual Belmont Honors Under Newbauer

- First Team All-OVC: 4 Bruins, 7 honors
- OVC All-Newcomer Team: 3
- OVC Freshman of the Year: 1
- OVC Defensive Player of the Year: 1 Bruin, 2 honors

Belmont Women's Basketball Team GPA

- 2014-15: 3.501 – No. 15 Nationally
- 2015-16: 3.591 – No. 6 Nationally
- 2016-17: 3.575 – No. 11 Nationally

Belmont in the Postseason

- 2016 NCAA, No. 13 seed – Lost vs. Michigan State, 74-60
- 2017 NCAA, No. 13 seed – Lost at Kentucky, 73-70

2017-18 Numbers of Note

44

This is the **44th season** Florida has sponsored a varsity women's basketball team.

9

Florida will play nine of its **13 non-conference games** at home this year after playing just one of 13 on the road last season.

8

Eight Florida opponents were ranked among the top 20 teams listed in the Associated Press preseason top-25 poll, with three schools ranked in the top-10.

2017-18 University of Florida Gator Basketball Roster

Numerical Roster

No.	Name	POS	CL	HT	Hometown (High School/Prior University)
00	Delicia Washington	G	So.	5-10	Maccleddy, Fla. / Baker County
1	Tamera Johnson	PG	Fr.	5-6	Ocala, Fla. / West Port
2	Gabby Seiler	G	Sr.	5-5	Peachtree City, Ga. / McIntosh / Univ. of Georgia
3	Funda Nakkasoglu	G	R-Jr.	5-8	Hampton, Australia / St. Leonard's / Utah State University
4	Corey Staples	G	Jr.	5-8	Buford, Ga. / Buford / Santa Fe College
5	Elif Portakal	G	So.	5-9	Istanbul, Turkey / Ugur
10	Danielle Rainey	G	So.	5-10	Washington, D.C. / Vista Ridge (Texas) / TCU
11	Dyandria Anderson	G	Sr.	5-10	Viera, Fla. / Viera
12	Paulina Hersler	G	G-TR	6-3	Malmö, Sweden / Igelstavikens Gymnasium / UCLA
12	Zada Williams^	F	Jr.-TR	6-2	Babson Park, Fla. / Lake Wales HS / Univ. of Miami
15	Sydney Searcy	G	So.	5-7	Ponte Vedra Beach, Fla. / Nease
22	Sydney Morang	G/F	So.	6-0	New Providence, N.J. / New Providence
23	Jalaysha Thomas	F	Fr.	6-2	Ocala, Fla. / West Port
24	Mikayla Hayes	F	Fr.	6-2	Brooklyn Park, Minn. / Park Center
44	Haley Lorenzen	F	Sr.	6-3	Iowa City, Iowa / Iowa City
55	Stephanie Brower	F	Fr.	5-11	Wesley Chapel, Fla. / Wiregrass Ranch H.S.

Alphabetical Roster

No.	Name	POS	CL	HT	Hometown (High School/Prior University)
11	Dyandria Anderson	G	Sr.	5-10	Viera, Fla. / Viera
55	Stephanie Brower	F	Fr.	5-11	Wesley Chapel, Fla. / Wiregrass Ranch H.S.
24	Mikayla Hayes	F	Fr.	6-2	Brooklyn Park, Minn. / Park Center
12	Paulina Hersler	G	G-TR	6-3	Malmö, Sweden / Igelstavikens Gymnasium / UCLA
1	Tamera Johnson	PG	Fr.	5-6	Ocala, Fla. / West Port
44	Haley Lorenzen	F	Sr.	6-3	Iowa City, Iowa / Iowa City
22	Sydney Morang	G/F	So.	6-0	New Providence, N.J. / New Providence
3	Funda Nakkasoglu	G	R-Jr.	5-8	Hampton, Australia / St. Leonard's/Utah State University
5	Elif Portakal	G	So.	5-9	Istanbul, Turkey / Ugur
10	Danielle Rainey	G	So.	5-10	Washington, D.C. / Vista Ridge (Texas) / TCU
15	Sydney Searcy	G	So.	5-7	Ponte Vedra Beach, Fla. / Nease
2	Gabby Seiler	G	Sr.	5-5	Peachtree City, Ga. / McIntosh / Univ. of Georgia
4	Corey Staples	G	Jr.	5-8	Buford, Ga. / Buford / Santa Fe College
23	Jalaysha Thomas	F	Fr.	6-2	Ocala, Fla. / West Port
00	Delicia Washington	G	So.	5-10	Maccleddy, Fla. / Baker County
12	Zada Williams^	F	Jr.-TR	6-2	Babson Park, Fla. / Lake Wales HS / Univ. of Miami

- * & = tore ACL, out for 2017-18 season ... ^ = required to sit out 2017-18 season per NCAA rules for transfers; has two years of eligibility remaining beginning in 2018-19 ... Hersler will wear jersey No. 12 for 2017-18, her final season of eligibility; Williams will wear No. 12 once she becomes eligible in 2018-19 ... @ = required to sit out 2017-18 season per NCAA rules for transfers; has three years of eligibility remaining beginning in Spring of 2019

Coaching Staff

Head Coach: Cameron Newbauer (IUPUI Fort Wayne, Bachelor's 2001; Georgia, Master's 2009) - first year at UF
Assistant Coaches: Kelly Rae Finley (Colorado State, Bachelor's 2008; Harvard, graduate coursework) - first year at UF
 Laura Harper (Maryland, Bachelor's 2008) - first year at UF
 John McCray (Ohio State, Bachelor's 2011; Saint Joseph's, Master's 2016) - first year at UF

Support Staff

Director of Basketball Operations: Serena Lamar (Florida: B.S., 2008; Master's, 2010)
Director of Scouting and Video Operations: Scott Schmelzer (Butler University, B.A. 2013; Belmont University, Master's 2017)
Recruiting Assistant: Christine Clark (Harvard, Bachelor's 2014; Arizona, Master's coursework)
Strength & Conditioning Coordinator: Justin McClelland (Eastern University, B.S. 2011; California University of Pennsylvania, Master's)
Athletic Trainer: Jessica Mateer (Olivet Nazarene University, B.S. 2009; Kentucky, Master's 2012)
Graduate Assistants: Sarah Wilkinson (Tennessee, 2017), Allison Sanders (Southeastern University, 2016)
Director of Basketball Technology: Cameron Kinzer (Florida, B.S. 2017)
Managers: Dylan Mitchell, Grace Herba, Tori Burstein, Ryan Freeman
Graduate Assistant Athletic Trainer: Amy Toner
Athletic Training Student: Sarah Manly

Pronunciation Guide:

DYANDRIA Anderson..... dee-ANN-dree-uh
MIKAYLA Hayes mih-KAY-la
PAULINA Hersler POW-lee-nuh
 Paulina Hersler from **Malmö**, Sweden MALL-mo
TAMERIA Johnson tah-MEIR-ee-uh
 Hometown: **Ocala**..... o-CAL-uh
 Sydney **MORANG** mur-RANG (like meringue pie)
FUNDA NAKKASOGLU FOON-da knock-a-SO-glue
ELIF PORTAKAL ee-LEAF POOR-ta-call
 Sydney **SEARCY**..... SIR-see
 Gabby **SEILER**..... SIGH-ler
JALAYSHA Thomas..... jah-LAY-shuh
 Hometown: **Ocala**..... o-CAL-uh
DELICIA Washington duh-LEE-shuh
ZADA Williams ZAY-duh

Eligibility Breakdown

Seniors (4)

Dyandria Anderson
 Paulina Hersler
 Haley Lorenzen
 Gabby Seiler

Junior (1)

Funda Nakkasoglu

Sophomores (4)

Sydney Morang
 Elif Portakal
 Sydney Searcy
 Delicia Washington

Freshmen (4)

Stephanie Brower (W/O)
 Mikayla Hayes
 Tamera Johnson
 Jalaysha Thomas


Will Not Play in 2017-18

Danielle Rainey (Sophomore eligibility in 2018-19)
 Corey Staples (Junior eligibility in 2018-19)
 Zada Williams (Junior eligibility in 2018-19)

2017-18 Gator Women's Basketball



#00
Delicia Washington
da-LEE-shuh
5-10 * SO * Guard
Macclenny, Fla.



#1
Tamera Johnson
tah-MIER-ee-uh
5-6 * FR * Guard
Ocala, FL



#3
Funda Nakkasoglu
FOON-da knock-a-SO-glue
5-7 * JR * Guard
Hampton, Australia



#5
Elif Portakal
ee-LEAF POOR-ta-call
5-9 * SO * Guard
Istanbul, Turkey



#11
Dyandria Anderson
dee-ANN-dree-uh
5-10 * SR * Guard
Viera, Fla.



#12
Paulina Hersler
6-3 * SR * Forward
Malmo, Sweden



#15
Sydney Searcy
SIR-see
5-7 * SO * Guard
Ponte Vedra Beach, FL



#23
Jalaysha Thomas
jah-LAY-shuh
6-2 * FR * Forward
Ocala, FL



#24
Mikayla Hayes
mih-KAY-la
6-2 * FR * Forward
Brooklyn Park, MN




#44
Haley Lorenzen
6-3 * SR * Forward
Iowa City, Iowa



#55
Stephanie Brower
5-11 * FR * Forward
Wesley Chapel, FL

Out for the Season



#22
Sydney Morang
Concussions

#10
Danielle Rainey
transfer



#2
Gabby Seiler
(SIGH-ler)
ICL injury (soccer)



#4
Corey Staples
tore ACL



#12
Zada Williams
transfer



Cameron Newbauer
Head Coach
First Year at UF; Fifth Overall



Kelly Rae Finley
Assistant Coach
First Year at UF



Laura Harper
Assistant Coach
First Year at UF



John McCray
Assistant Coach
First Year at UF

2017-18 Florida Final Box Scores & Recaps

Official Basketball Box Score -- Game Totals -- Final Statistics Georgia State vs Florida 11/11/17 4 pm ET at Exactech Arena * Gainesville, FL

Georgia State 66 • 0-1

#	Player		Total			3-Ptr		Rebounds				PF	TP	A TO Blk Stl				Min
			FG-FGA	FG-FGA	FT-FTA	Off	Def	Tot	PF	TP	A			TO	Blk	Stl		
30	Miller-McCray, Shaq	c	1-3	1-1	0-0	2	0	2	2	3	0	2	2	0	8			
05	Fluker, Shay	g	6-14	3-8	0-1	5	8	13	0	15	1	3	0	2	38			
13	Lewis, Jada	g	8-18	3-7	1-2	0	2	2	2	20	1	2	0	1	36			
21	Henry, Kierra		3-10	0-3	1-1	0	1	1	3	7	2	1	0	1	26			
23	Newby, Madison	g	5-9	0-1	1-1	2	3	5	3	11	4	6	0	2	29			
01	Murphy, Janessa		0-3	0-0	0-0	0	2	2	2	0	2	0	0	0	11			
02	Williams, K.K.		1-5	1-1	0-0	0	0	0	0	3	1	0	0	0	10			
11	James, Juliet		2-4	0-0	0-2	4	2	6	3	4	0	3	1	1	30			
20	Minali, Francesca		0-0	0-0	0-0	0	0	0	0	0	0	0	0	0	2			
22	Mitchell, Deja		1-2	0-0	1-1	2	1	3	0	3	0	2	1	0	6			
32	Middlebrooks, V.		0-1	0-0	0-0	0	0	0	1	0	0	0	0	0	3			
33	Williams, Rakeah		0-0	0-0	0-0	0	0	0	0	0	0	0	0	0	1			
Team						2	2	4										
Totals				27-69	8-21	4-8	17	21	38	16	66	11	20	4	7	200		
1st - FG %:			8-20	40.0%	2nd: 5-15	33.3%	3rd: 7-19	36.8%	4th: 7-15	46.7%	Game: 27-69	39.1%	Deadball		Rebounds		1	
3FG %:			3-9	33.3%	0-2	0.0%	3-6	50.0%	2-4	50.0%	8-21	38.1%						
FT %:			1-1	100.0%	1-1	100.0%	1-4	25.0%	1-2	50.0%	4-8	50.0%						

Florida 82 • 1-0

		Total			3-Ptr		Rebounds										
#	Player	FG-FA	FG-FA	FT-FTA	Off	Def	Tot	PF	TP	A	TO	Blk	Stl	Min			
44	Lorenzen,Haley	f	7-14	1-3	3-3	6	6	12	1	18	3	1	1	0	30		
00	Washington,Delicia	g	4-11	1-5	0-2	1	4	5	0	9	3	2	0	1	29		
03	Nakkasoglu,Funda	g	3-9	1-7	2-2	2	4	6	1	9	2	3	0	0	33		
11	Anderson,Dyandria	g	8-14	2-5	0-0	3	4	7	0	18	8	2	1	2	35		
12	Hersler,Paulina	g	6-9	3-5	0-0	2	3	5	1	15	3	2	1	0	30		
01	Johnson,Tameria		1-1	0-0	0-0	0	0	0	1	2	2	0	0	1	2		
05	Portakal,Elif		1-2	1-1	0-0	0	0	0	0	3	0	1	0	0	4		
15	Searcy,Sydney		0-0	0-0	1-2	0	0	0	1	1	0	1	0	1	2		
22	Morang,Sydney		1-5	1-4	0-0	0	1	1	4	3	0	1	0	1	16		
23	Thomas,Jalaysha		1-3	0-0	0-2	3	3	6	1	2	1	2	0	2	12		
24	Hayes,Mikayla		1-2	0-1	0-0	0	1	1	0	2	0	0	0	0	7		
Team						1	2	3									
Totals			33-70	10-31	6-11	18	28	46	10	82	22	15	3	8	200		
1st FG %:		9-17	52.9%	2nd: 6-18	33.3%	3rd: 8-15	53.3%	4th: 10-20	50.0%	Game: 33-70	47.1%	Deadball		Rebounds			
3FG %:		2-8	25.0%	2-6	33.3%	2-7	28.6%	4-10	40.0%	10-31	32.3%						
FT %:		0-2	0.0%	4-5	80.0%	2-2	100.0%	0-2	0.0%	6-11	54.5%						

Officials: Susan Bauch, Lisa Mattingly, Mark Resch
Technical fouls: Georgia State-None. Florida-None.
Attendance: 1509

Score by periods	1st	2nd	3rd	4th	Total
Georgia State	20	11	18	17	66
Florida	20	18	20	24	82

	In	Off	2nd	Fast	Bench
Points	Paint	T/O	Chance	Break	
GSU	32	11	15	6	10
UF	34	20	22	8	13

Last FG - GSU 4th-00:25, UF 4th-00:01.
Largest lead - GSU by 8 1st-08:27, UF by 18 4th-07:14.
GSU led for 16:48. UF led for 22:34. Game was tied for 00:37.

Score tied - 1 time.
Lead changed - 1 time.

Game 1: Florida 82, Georgia State 66

November 11, 2017 * Exactech Arena * Gainesville, Fla.

Florida's three seniors helped make Cameron Newbauer's Gator coaching debut a success, as the trio combined for 51 points in an 82-66 season-opening victory against Georgia State on Saturday.

Dyandria Anderson scored 18 points with seven rebounds and eight assists -- with just two turnovers.

Haley Lorenzen tallied the fifth double-double of her career with 18 points and a career-high-tying 12 rebounds.

Fifth-year senior transfer Paulina Hersler opened her Gator career with a career-best 15 points with the aid of a trio of threes.

Junior newcomer Funda Nakkasoglu and sophomore Delicia Washington both added nine points, along with six and five rebounds, respectively.

And all 11 Gators scored, with the final bucket coming from freshman Mikayla Hayes, who converted a layup with one second remaining for her first collegiate points.

It was a great time for all the Gators, however, it didn't start out quite as jubilant.

The Panthers scored the first eight points of the game and led for the entire first half until the final 2:35, when Anderson knocked down one of UF's 10 three-pointers in the game and gave the Gators a 32-31 advantage.

A three-point-play by Lorenzen extended the lead and Hersler tacked on two more points for a 37-31 lead with 50 seconds until halftime.

Freshman Tameria Johnson and sophomore Sydney Searcy entered the game for the first time with 17 seconds remaining and their presence was immediately felt. Johnson collected a steal and found Searcy, who was fouled attempting a shot. She made one free throw before ended the half with another steal that ended the Panther's final offensive possession.

The teams went back and forth in the scoring column for the first few minutes of the third quarter before an 8-0 spurt extended the Gator lead to 14 points, 50-36.

Georgia State used the long ball to keep it close and Florida held a 58-49 advantage entering the final quarter.

Florida outscored the Panthers 12-3 to start the fourth and never looked back.

All three Gator freshmen scored their first points in the final 3:55 of the game.

Jalaysha Thomas, who finished with six rebounds in 12 minutes, put back an offensive rebound with 3:55 on the clock and Johnson got on the scoreboard with a layup and 15 seconds left before Hayes capped the game's scoring just before the final buzzer.

News & Numbers of Note

- The Gators improved to 26-18 all-time on opening day.
- The Gators won their 10th consecutive non-conference home game.
- Florida went 10-31 from the three-point arc for the most made treys since hitting 10 vs. Kentucky in the 2016 SEC Tournament; the 31 attempts were the most since launching 34 (program record) vs. North Florida on Nov. 19, 2012
- Seven different Gators connected on a three-pointer
- Hersler and Nakkasoglu were the first non-freshmen to start a season-opener since the 2012-13 season (Vicky McIntyre, Junior)

Official Basketball Box Score -- Game Totals -- Final Statistics Arkansas State vs Florida 11/14/17 7 pm ET at Gainesville, FL (Exactech Arena)

Arkansas State 70 • 1-1

#	Player		Total		3-Ptr		Rebounds			PF	TP	A TO Blk Stl				Min
			FG-FGA	FG-FGA	FT-FTA	Off	Def	Tot								
01	Bradshaw, Lauren	f	2-12	0-0	0-0	2	2	4	0	4	1	0	0	1	32	
33	Obinabo, Ogo	f	0-5	0-0	0-0	3	1	4	2	0	0	0	0	1	20	
02	Taylor, Starr	g	4-10	1-2	0-0	0	1	1	2	9	1	2	0	3	26	
10	Tennison, Payton	g	1-7	1-6	0-0	0	1	1	1	3	3	3	1	2	24	
05	Westbrook, Akasha	g	5-10	2-2	2-2	1	1	2	4	14	3	1	0	0	31	
00	Ford, Jada		6-13	3-7	2-4	2	1	3	3	17	0	1	0	0	26	
03	Wallace, Morgan		0-0	0-0	1-2	0	0	0	0	1	2	0	0	0	4	
11	Peevy, Lycia		0-2	0-1	0-0	0	1	1	1	0	1	0	0	0	6	
20	Hopkins, Tayton		2-2	0-0	0-0	0	0	0	0	4	1	1	0	1	10	
35	Martin, Peyton		7-10	0-0	1-2	5	1	6	2	15	0	0	0	0	11	
50	Heckert, Madison		1-2	1-1	0-0	0	2	2	2	3	0	0	1	1	10	
Team						7	2	9								
Totals				28-73	8-19	6-10	20	13	33	17	70	12	11	2	9	200
1st - FG %:			7-16	43.8%	2nd: 6-20	30.0%	3rd: 8-22	36.4%	4th: 7-15	46.7%	Game: 28-73	38.4%	Deadball			Rebounds 1
3FG %:			2-5	40.0%	2-5	40.0%	2-5	40.0%	2-4	50.0%	8-19	42.1%				
FT %:			1-2	50.0%	0-0	0.0%	4-5	80.0%	1-3	33.3%	6-10	60.0%				
Florida 60 x 1.0																

Florida 69 • 1-1

#	Player	Total		3-Ptr		Rebounds					PF	TP	A TO Blk Stl				Min
		FG-FGA	FG-FGA	FT-FTA	Off	Def	Tot	Ass	Turn	Blk			Stl				
44	Lorenzen,Haley	f	4-9	0-2	1-2	2	4	6	2	9	1	1	1	1	1	33	
00	Washington,Delicia	g	4-9	1-3	2-2	4	4	8	4	11	4	9	0	1	1	28	
03	Nakkasoglu,Funda	g	6-9	4-5	0-2	1	3	4	1	16	2	4	0	0	0	32	
12	Anderson,Dyandria	g	2-4	1-2	1-2	1	2	3	2	6	6	3	0	0	0	30	
11	Hersler,Paulina	g	5-12	1-4	1-1	1	10	11	1	12	1	1	3	0	0	34	
01	Johnson,Tameria		0-0	0-0	0-0	0	1	1	1	0	0	2	0	0	0	4	
05	Portakal,Elif		0-1	0-1	0-0	1	0	1	0	0	0	0	0	0	0	3	
15	Searcy,Sydney		1-2	0-1	2-2	0	0	0	0	4	0	0	0	0	0	8	
22	Morang,Sydney		2-3	1-2	0-0	1	0	1	1	5	1	0	0	0	0	15	
23	Thomas,Jalaysha		1-1	0-0	0-0	0	0	0	1	2	0	1	0	0	0	7	
24	Hayes,Mikayla		1-1	0-0	2-2	0	1	1	0	4	0	0	1	0	0	6	
Team						2	3	5									
Totals			26-51	8-20	9-13	13	28	41	13	69	15	23	5	2	200		
1st - FG %:		6-13	46.2%	2nd: 6-13	46.2%	3rd: 7-11	63.6%	4th: 7-14	50.0%	Game: 26-51	51.0%	Deadball				Rebounds	
3FG %:		2-4	50.0%	2-7	28.6%	2-3	66.7%	2-6	33.3%	8-20	40.0%						
FT %:		0-0	0.0%	4-4	100.0%	4-7	57.1%	1-2	50.0%	9-13	69.2%						

Officials: Felicia Grinter, Caneron Inouye, Tiffany Bird
Technical fouls: Arkansas State-None. Florida-None.
Attendance: 1143

Score by periods	1st	2nd	3rd	4th	Total
Arkansas State	17	14	22	17	70
Florida	14	18	20	17	69

	In	Off	2nd	Fast	Bench
Points	Paint	T/O	Chance	Break	</

2017-18 Florida Final Box Scores & Recaps

Official Basketball Box Score -- Game Totals -- Final Statistics

#17/14 Florida State vs Florida

11/17/17 7 pm ET at Gainesville, FL (Exactech Arena)

#17/14 Florida State 84 • 3-0

#	Player	Total		3-Ptr		Rebounds			PF	TP	A	TO	Blk	Stl	Min
		FG-FGA	FT-FTA	FG-FGA	FT-FTA	Off	Def	Tot							
20	Shakayla Thomas	f	5-9	0-0	2-2	1	7	8	2	12	0	0	0	0	26
25	Ama Degbeon	c	1-3	0-0	0-0	2	1	3	1	2	1	0	0	0	23
50	Chatrice White	c	3-6	1-3	1-2	1	10	11	2	8	0	1	1	0	26
04	AJ Alix	g	9-13	6-10	2-4	0	0	0	1	26	3	2	0	0	28
32	Imani Wright	g	4-11	3-10	0-0	0	4	4	3	11	5	1	0	0	23
11	Iho Lopez		1-2	0-0	0-0	1	2	3	1	2	0	0	1	0	9
12	Nicki Ekhomu		5-10	0-2	4-4	3	8	11	2	14	2	1	0	0	30
13	Nausia Woolfolk		3-8	1-3	0-0	3	2	5	0	7	3	0	0	0	23
31	Savannah Wilkinson		1-2	0-0	0-0	0	3	3	0	2	0	1	0	0	12
Team						0	2	2				1			
Totals			32-64	11-28	9-12	11	39	50	12	84	14	7	2	0	200
1st - FG %:		7-16	43.8%	2nd: 6-16	37.5%	3rd: 11-17	64.7%	4th: 8-15	53.3%	Game: 32-64	50.0%	Deadball			
3FG %:		2-8	25.0%	3-10	30.0%	4	80.0%	2-5	40.0%	11-28	39.3%	Rebounds			
FT %:		2-2	100.0%	5-6	83.3%	2-2	100.0%	0-2	0.0%	9-12	75.0%	1			

Florida 54 • 1-2

#	Player	Total		3-Ptr		Rebounds			PF	TP	A	TO	Blk	Stl	Min
		FG-FGA	FT-FTA	FG-FGA	FT-FTA	Off	Def	Tot							
12	Hersler,Paulina	f	5-8	1-3	0-0	0	3	3	2	11	1	2	0	0	27
44	Lorenzen,Haley	f	1-8	0-1	0-0	1	5	6	1	2	4	0	0	0	29
00	Washington,Delicia	g	0-11	0-5	2-4	2	6	8	1	2	1	1	0	0	27
03	Nakkasoglu,Funda	g	7-15	2-8	2-5	0	2	2	18	2	1	0	1	1	32
11	Anderson,Dyandria	g	2-9	1-4	0-0	0	1	1	1	5	1	1	0	2	31
01	Johnson,Tameria	g	1-3	0-0	0-0	1	0	1	0	2	0	0	0	0	3
05	Portakal,Elif	g	0-0	0-0	0-0	0	0	0	0	0	0	0	0	0	2
15	Searcy,Sydney	g	1-2	1-2	0-0	0	0	0	0	3	0	0	0	0	6
22	Morang,Sydney	g	2-5	2-4	0-2	1	4	5	1	6	1	0	0	0	19
23	Thomas,Jalaysya	g	2-3	0-1	0-0	1	1	2	1	4	0	1	0	0	15
24	Hayes,Mikayla	g	0-1	0-0	1-2	2	0	2	0	1	0	0	0	0	9
Team						1	1	2							
Totals			21-65	7-28	5-13	9	23	32	9	54	10	6	0	3	200
1st - FG %:		8-17	47.1%	2nd: 3-17	17.6%	3rd: 5-14	35.7%	4th: 5-17	29.4%	Game: 21-65	32.3%	Deadball			
3FG %:		2-4	50.0%	2-9	22.2%	1-5	20.0%	2-10	20.0%	7-28	25.0%	Rebounds			
FT %:		0-2	0.0%	0-0	0.0%	2-6	33.3%	3-5	60.0%	5-13	38.5%	4			

Officials: Bryan Enterline, Gina Cross, Jesse Dickerson
Technical fouls: #17/14 Florida State-None. Florida-None.
Attendance: 2679

Score by periods	1st	2nd	3rd	4th	Total
#17/14 Florida State	18	20	28	18	84
Florida	18	8	13	15	54

Last FG - FS 4th-00:40, UF 4th-00:14.
Largest lead - FS by 32 4th-00:40, UF by 2 1st-09:20.
FS led for 37:19, UF led for 00:11. Game was tied for 02:30.

Official Basketball Box Score -- Game Totals -- Final Statistics

Richmond vs Florida

11/21/17 4:30 p.m. at Savannah, Ga. - Savannah Civic Center

Richmond 80 • 3-2

#	Player	Total		3-Ptr		Rebounds			PF	TP	A	TO	Blk	Stl	Min
		FG-FGA	FT-FTA	FG-FGA	FT-FTA	Off	Def	Tot							
15	WIKE, Karleigh	f	0-2	0-0	0-0	2	4	6	2	0	1	0	0	0	24
33	DUGGAN, Amy	f	3-7	2-5	0-0	0	8	8	2	8	3	0	1	2	29
00	MURPHREE, Kylie	g	2-5	1-3	0-0	0	1	1	0	5	1	1	0	2	23
11	PARSON, Micaela	g	5-14	0-0	7-8	0	6	6	1	17	1	3	0	1	28
30	FEE, Kailyn	g	3-6	2-4	0-0	1	0	1	0	8	0	2	0	0	23
01	HINDS-CLARKE, Jaide		2-6	0-0	2-2	3	4	7	2	6	0	1	1	1	12
03	HATCHER, Dee		3-6	0-1	2-2	0	1	1	1	8	1	2	0	0	15
13	PARSON, Alex		7-13	3-8	1-1	0	0	0	4	18	3	2	0	1	21
14	HUDALLA, Alicia		3-4	1-1	1-2	1	0	1	2	8	0	0	0	0	14
22	TRUESDALE, Autumn		0-0	0-0	0-0	0	0	0	2	0	0	0	0	1	1
23	CURRY, Tonysha		1-3	0-0	0-0	0	0	0	1	2	2	0	0	0	10
Team						2	4	6							
Totals			29-66	9-22	13-15	9	28	37	17	80	12	11	2	8	200
1st - FG %:		7-17	41.2%	2nd: 8-15	53.3%	3rd: 8-14	57.1%	4th: 6-20	30.0%	Game: 29-66	43.9%	Deadball			
3FG %:		2-6	33.3%	3-4	75.0%	3-5	60.0%	1-7	14.3%	9-22	40.9%	Rebounds			
FT %:		2-2	100.0%	2-2	100.0%	5-6	83.3%	4-5	80.0%	13-15	86.7%	2			

Florida 87 • 2-2

#	Player	Total		3-Ptr		Rebounds			PF	TP	A	TO	Blk	Stl	Min
		FG-FGA	FT-FTA	FG-FGA	FT-FTA	Off	Def	Tot							
44	Lorenzen,Haley	f	4-10	0-2	6-6	3	7	10	3	14	2	0	0	2	31
00	Washington,Delicia	g	5-11	3-6	3-5	1	6	7	1	16	2	2	0	0	30
03	Nakkasoglu,Funda	g	8-11	7-9	2-2	0	3	3	0	25	2	1	0	0	34
11	Anderson,Dyandria	g	4-9	1-3	4-6	1	3	4	1	13	6	2	0	2	34
12	Hersler,Paulina	g	4-10	2-5	1-3	1	4	5	1	11	2	4	0	0	32
01	Johnson,Tameria	g	0-0	0-0	0-0	0	0	0	0	0	1	1	0	0	2
05	Portakal,Elif	g	0-0	0-0	0-0	0	0	0	2	0	0	1	0	0	5
15	Searcy,Sydney	g	1-4	1-3	0-0	1	1	2	4	3	0	0	0	0	15
23	Thomas,Jalaysya	g	2-4	1-2	0-0	1	2	3	1	5	1	2	0	0	14
24	Hayes,Mikayla	g	0-1	0-0	0-0	0	0	0	1	0	0	0	0	0	3
Team						1	2	3							
Totals			28-60	15-30	16-22	9	28	37	14	87	16	13	0	4	200
1st - FG %:		10-20	50.0%	2nd: 6-15	40.0%	3rd: 6-14	42.9%	4th: 6-11	54.5%	Game: 28-60	46.7%	Deadball			
3FG %:		4-10	40.0%	4-9	44.4%	4-5	80.0%	3-6	50.0%	15-30	50.0%	Rebounds			
FT %:		0-0	0.0%	2-2	100.0%	4-5	80.0%	10-15	66.7%	16-22	72.7%	1			

Officials: Scotty Hermann, Marla Gearhart, Esrael Silva
Technical fouls: Richmond-None. Florida-None.
Attendance:

Score by periods	1st	2nd	3rd	4th	Total
Richmond	18	21	24	17	80
Florida	24	18	20	25	87

Last FG - RICHMOND 4th-00:35, UF 4th-05:54.
Largest lead - RICHMOND by 2 3rd-00:33, UF by 12 4th-05:54.
RICHMOND led for 01:02, UF led for 37:24. Game was tied for 01:34.

Score tied - 4 times.
Lead changed - 6 times.

Game 3: #17/14 Florida State 84, Florida 54 November 17, 2017 * Exactech Arena * Gainesville, Fla.

Funda Nakkasoglu scored 18 points and Florida committed just six turnovers but it wasn't enough to slow down No. 17/14 Florida State, as the Seminoles took the 84-54 decision in the Sunshine Showdown presented by Fresh From Florida Friday evening.

How it Happened

Nakkasoglu's layup at the 4:42 mark of the second quarter had the Gators within two, 28-26. That's when Florida State ripped off a devastating 19-0 run that lasted until there was 7:39 remaining in the third quarter and the Seminoles took a commanding 47-26 lead and never looked back as it handed UF its third worst loss in the 74-game series.

During that seven-minute span, Florida missed 11 consecutive shots but committed just one turnover.

Nakkasoglu ended the FSU spree with one of UF's seven three-pointers during the game.

FSU outscored Florida 20-8 in the second quarter and 28-13 in the third, however, the first quarter ended in a tie and the Noles had just a three-point advantage in the fourth.

It was during the deciding second quarter when the Gators hit just 17.6 percent (3-17) from the floor and had three total miscues that resulted in seven Noles points.

Close Early

Florida battled strong in the first quarter, even when FSU took a quick 12-4 lead just 4:10 into the game. After the teams traded scores, seniors Paulina Hersler, who finished with 11 points, and Haley Lorenzen canned jumpers and the Gators were within four.

FSU halted the mini run before sophomore Sydney Morang knocked down back-to-back three-pointers and tied the game at 16 with 1:45 remaining in the opening frame.

The Noles hit a jumper with 33 ticks left and Florida took the final possession of the frame and worked it to perfection, as freshman Jalaysya Thomas sank an inside bucket with six seconds remaining and the score was tied at 18 after the first quarter.

Numbers of Note

- Nakkasoglu's 18 points were a season-high
- Hersler scored 11 points and has tallied a double-figure scoring effort in all three games this season
- Delicia Washington collected a UF team-high eight rebounds.
- Lorenzen dished a team-best and career-high four assists
- UF's six total turnovers in the game is tied for the second-fewest in program history and the least since Jan. 29, 2004, when the team committed a record-three miscues against Alabama.
- The Gators hit seven three-pointers to up their season total to 25 in three games.
- Since Florida's 16-game win streak in the series, FSU has won 11 of the last 12, as well as five of the last six

Florida Head Coach Cameron Newbauer - Opening Statement:

"They are a good team, a very, very good team and we knew that coming into the game. We tried some things defensively that worked in the first half. Fought back, tied it up at 18 and 26 then they we kind if went individualistic. Where we had some moments offensively where we wanted them to keep guarding us but we took some quick, fast forced shots."

Coach Newbauer on the eight-minute scoreless run:

"I think it's what they were doing. In retrospect we played into their hands. We did not share the ball, we did not move the ball, we didn't screen. We talked about how physical they were going to be on cuts and we didn't do that."

Game 4: Florida 87, Richmond 80 (Savannah Invitational) November 21, 2017 * Savannah Civic Center * Savannah, Ga.

Funda Nakkasoglu went 7-for-9 from the three-point arc and led a record-setting team effort from long range in Florida's 87-80 win against Richmond in the first game of the Savannah Invitational played at the Savannah Civic Center Tuesday evening.

Nakkasoglu finished with a game-high 25 points, as she converted 8-of-11 overall from the field, as well as both free throw attempts to log the 31st 20-point game of her career and her first this season.

The Florida junior had a lot of help in setting the program record for threes in a game, as six different Gators combined to hit 15-of-30 from the arc, passing the previous standard of 13 UF hit at Arkansas on Feb. 1, 2009.

In spite of Florida's prowess from deep, the Gators still needed to secure the win at the free throw line, where Dyandria Anderson (4-6), Haley Lorenzen (2-2), Delicia Washington (3-4) and Paulina Hersler (1-2) combined to coolly convert 10-of-12 in the final three minutes.

The Gators needed those points, as Richmond tallied nine three-pointers overall and actually totaled 29 field goals compared to UF's 28 in the game.

The win, which snapped Florida's two-game slide, begins a run of three games in three days at the Savannah Invite.

2017-18 Florida Final Box Scores & Recaps



Official Basketball Box Score -- Game Totals -- Final Statistics
Stetson vs Florida
11/22/17 7 p.m. at Savannah, Ga. - Savannah Civic Center



Stetson 85 • 3-2

#	Player	Total		3-Ptr		Rebounds			PF	TP	A TO Blk Stl				Min
		FG-FGA	FG-FGA	FT-FTA	FT-FTA	Off	Def	Tot			A	TO	Blk	Stl	
23	VINCENT, Megan	f	2-4	0-1	1-1	2	4	6	2	5	0	3	1	0	25
24	COLCLOUGH, Kennedi	f	9-17	2-4	2-3	0	13	13	3	22	3	2	0	1	39
05	LENTZ, Kendall	f	1-1	1-1	0-0	0	0	0	3	3	1	2	0	0	18
02	BEACH, McKenna	g	2-5	1-4	8-8	0	4	4	4	13	7	1	0	1	34
30	CHAMBERS, Brittney	g	5-13	3-5	4-6	2	6	8	2	17	3	2	0	0	39
01	SAGERER, Sarah	g	0-0	0-0	1-1	0	0	0	0	1	0	0	0	0	0
06	WAGNER, Sydney	g	8-10	4-4	0-0	0	1	1	1	20	0	1	0	1	31
33	PRUITT, Michelle	g	2-4	0-0	0-0	2	0	2	2	4	1	0	0	0	14
Team						0	1	1			2				
Totals			29-54	11-19	16-19	17	85	15	13	1	3	200			
1st - FG %: 5-14 35.7% 2nd: 10-14 71.4% 3rd: 10-16 62.5% 4th: 4-10 40.0% Game: 29-54 53.7% Deadball Rebounds 3															
3FG %: 2-6 33.3% 5-7 71.4% 2-3 66.7% 1-1 100.0% 4-9 44.4% 11-19 57.9% 16-19 84.2%															
FT %: 4-4 100.0% 3-4 75.0% 2-3 66.7% 7-8 87.5%															

Florida 71 • 2-3

#	Player	Total		3-Ptr		Rebounds			PF	TP	A TO Blk Stl				Min
		FG-FGA	FG-FGA	FT-FTA	FT-FTA	Off	Def	Tot			A	TO	Blk	Stl	
44	Lorenzen, Haley	f	5-9	0-0	0-0	3	4	7	0	10	0	0	1	0	30
00	Washington, Delicia	g	5-17	1-9	3-4	2	5	7	4	14	2	3	0	1	34
11	Anderson, Dyandria	g	8-16	5-11	0-0	0	1	1	4	21	3	0	0	0	34
12	Hersler, Paulina	g	4-8	0-2	1-1	0	4	4	0	9	1	1	0	1	26
15	Searcy, Sydney	g	4-8	3-6	0-0	1	1	2	4	11	3	1	0	0	26
01	Johnson, Tamera	g	2-3	0-1	1-4	1	2	3	2	5	3	1	0	2	16
05	Portakal, Elif	g	0-0	0-0	1-2	0	0	0	0	1	1	1	0	0	10
23	Thomas, Jalaysha	g	0-1	0-0	0-0	1	1	2	1	0	1	1	1	0	18
24	Hayes, Mikayla	g	0-2	0-0	0-0	0	0	0	1	0	0	0	0	0	6
Team						1	1	2							
Totals			28-64	9-29	6-11	9	19	28	16	71	14	8	2	4	200
1st - FG %: 8-17 47.1% 2nd: 7-15 46.7% 3rd: 4-16 25.0% 4th: 9-16 56.3% Game: 28-64 43.8% Deadball Rebounds 3															
3FG %: 1-7 14.3% 3-6 50.0% 2-10 20.0% 3-6 50.0% 9-29 31.0% 6-11 54.5%															
FT %: 0-0 0.0% 2-3 66.7% 2-6 33.3% 2-2 100.0%															

Officials: Bonnie Pettus, Esrael Silva, Ty Bills
Technical fouls: Stetson-None. Florida-None.
Attendance: 578

Score by periods	1st	2nd	3rd	4th	Total
Stetson	16	28	25	16	85
Florida	17	19	12	23	71

Points	In	Off	2nd	Fast
STET	28	14	5	4
UF	24	13	8	0

Last FG - STET 4th-04:12, UF 4th-00:40.

Largest lead - STET by 23 4th-09:36, UF by 3 1st-03:58.

STET led for 30:51. UF led for 06:28. Game was tied for 02:41.

Score tied - 3 times.
Lead changed - 4 times.

Game 5: Stetson 85, Florida 71 (Savannah Invitational)

November 22, 2017 * Savannah Civic Center * Savannah, Ga.

Tuesday's hard-fought win against Richmond contributed in part to Wednesday's 85-71 Gator loss to Stetson in the second game of the Savannah Invitational played at the Savannah Civic Center.

Florida's leading scorer **Funda Nakkasoglu**, who had scored a season-high 25 points against the Spiders, left that game after an ankle sprain with 1:56 remaining and was unable to play versus the Hatters. With the Gator's primary ball handler on the bench, the roster down to nine and the team playing its second game in as many days all proved too much to overcome.

Senior **Dyandria Anderson** did her best to compensate for Nakkasoglu's absence by scoring a career-best 21 points and converting 5-of-11 from the three-point arc.

How it Happened

Stetson carried the momentum it established during the final two minutes of the first half into the second half by scoring the initial seven points that ignited a 16-5 run for a 60-41 lead and the Hatters never looked back.

Anderson tried to keep the Gators close, as she scored the next five points of the game and Florida closed to within 14 points with 4:25 left in the quarter.

Stetson, however, kept firing and the nation's third-most accurate team for shooting percentage - entering the tournament with a 56.1 percent mark - maintained its keen shot throughout to keep the Gators at bay.

Florida did manage a late 11-0 spurt that cut the deficit to eight points, 79-71, with 40 seconds left in the game, but it was too late to recover from the 23-point hole it dug with 9:36 remaining.

First Half in Review

There were four lead changes and three tied scores in a very tight first half, when Stetson hit 53.6 percent (15-28) of its shots, including a 7-of-13 effort from three.

The Gators missed their first five shots from the floor, as Stetson took a quick 5-0 lead and that was a sign of things to come.

Stetson built a five-point advantage with 4:56 remaining in the first half when Anderson hit back-to-back three-pointers and gave the Gators a 32-31 edge. Sydney Wagner came right back with her third three for the Hatters and tied the score before **Tamera Johnson** found **Haley Lorenzen** inside for the short bucket and the game was tied with two minutes remaining.

The Hatters finished the half on a 10-2 run, capped by a bucket at the buzzer and took a 44-36 halftime lead.

Quotes from the Court - UF head coach Cameron Newbauer

"Stetson deserved to win the game. I told the team this was going to be a big deal for them being a couple hours down the street from us and it was something they didn't quite understand. We gave up 28 points in the second quarter, 25 points in the third quarter. They shot 54 percent overall and 58 percent from three. We stressed offensive glass and we didn't do that until the second half. I'm really disappointed in the effort right now but that's kind of where we are so we just have to get better and keep working."

Gator Watch

- Anderson hit a career-best five three-pointers and finished with a career-high 21 points. It was the 13th double-figure scoring game of her career, third this year.
- Delicia Washington scored 14 points for her 22nd career double-figure scoring game.
- Lorenzen scored 10 points for her 42nd career double-figure scoring game.
- Leading scorer Funda Nakkasoglu (17.0 ppg) did not dress for Wednesday's game to rest a sprained ankle suffered with 1:57 remaining during Tuesday's game against Richmond.
- With Nakkasoglu out, sophomore Sydney Searcy received the first start of her career. Searcy made the most of the opportunity by tying her career-high of 11 points.



Official Basketball Box Score -- Game Totals -- Final Statistics
Florida vs Savannah State
11/23/17 7 p.m. at Savannah, Ga. - Savannah Civic Center



Florida 90 • 3-3

#	Player	Total		3-Ptr		Rebounds			PF	TP	A TO Blk Stl				Min
		FG-FGA	FG-FGA	FT-FTA	FT-FTA	Off	Def	Tot			A	TO	Blk	Stl	
44	Lorenzen, Haley	f	7-10	2-3	2-2	2	6	8	1	18	2	1	0	2	24
00	Washington, Delicia	g	4-7	4-7	0-0	2	10	12	1	12	10	4	0	0	28
11	Anderson, Dyandria	g	1-6	0-4	1-1	1	1	2	1	3	2	2	0	0	17
12	Hersler, Paulina	g	5-9	3-5	4-4	3	6	9	2	17	1	1	0	0	23
15	Searcy, Sydney	g	7-13	6-12	0-0	1	3	4	0	20	2	0	0	0	33
01	Johnson, Tamera	g	0-1	0-0	2-2	0	1	1	3	2	4	6	0	0	21
05	Portakal, Elif	g	1-4	0-3	0-0	0	3	3	0	2	0	3	0	0	21
23	Thomas, Jalaysha	g	3-5	1-3	0-0	3	9	12	1	7	0	0	0	0	19
24	Hayes, Mikayla	g	2-6	1-2	4-6	2	2	4	2	9	0	0	0	0	14
Team						2	1	3							
Totals			30-61	17-39	13-15	16	42	58	11	90	21	17	0	2	200
1st - FG %: 9-21 42.9% 2nd: 6-14 42.9% 3rd: 10-15 66.7% 4th: 5-11 45.5% Game: 30-61 49.2% Deadball Rebounds 1															
3FG %: 5-13 38.5% 4-9 44.4% 6-10 60.0% 2-7 28.6% 13-15 86.7%															
FT %: 1-1 100.0% 5-9 55.6% 4-4 100.0% 3-4 75.0%															

Savannah State 40 • 1-4

#	Player	Total		3-Ptr		Rebounds			PF	TP	A TO Blk Stl				Min
		FG-FGA	FG-FGA	FT-FTA	FT-FTA	Off	Def	Tot			A	TO	Blk	Stl	
02	ALLEN, Kaylee	f	4-17	0-5	4-4	0	1	1	4	12	0	0	0	0	29
33	SOWELL, Alexxus	f	0-2	0-0	0-0	4	6	10	3	0	0	2	0	0	25
01	MATHIS, Le'Terria	g	1-6	0-0	1-2	2	1	3	1	3	1	1	0	2	17
14	RUSSELL, Praise	g	0-2	0-1	0-0	0	0	0	0	0	0	0	0	0	9
25	SCOTT, Donasja	g	2-13	0-2	0-0	1	2	3	2	4	2	1	0	5	35
03	MOTON, Heniaya	g	4-11	1-2	2-2	1	2	3	1	11	1	2	0	1	23
12	GRAY, Jalea	g	2-3	0-0	1-2	0	0	0	2	5	0	0	0	0	14
22	FARMER, Nadia	g	1-7	1-5	1-2	0	0	0	4	4	0	0	0	0	21
32	BARTLETT, Jazmine	g	0-1	0-0	0-0	0	0	0	1	0	1	0	0	0	8
44	VANCE, Kayla	g	0-1	0-0	1-2	3	0	3	4	1	0	0	0	0	11
55	GALLISHAW, Sabree	g	0-1	0-1	0-0	0	0	0	0	0	0	0	0	0	8
Team						0	4	4							
Totals			14-64	2-16	10-14	11	16	27	18	40	4	9	0	8	200
1st - FG %: 3-16 18.8% 2nd: 1-14 7.1% 3rd: 4-17 23.5% 4th: 6-17 35.3% Game: 14-64 21.9% Deadball Rebounds 1															
3FG %: 0-0 0.0% 0-2 0.0% 1-4 25.0% 1-4 25.0% 2-16 12.5%															
FT %: 0-0 0.0% 4-6 66.7% 3-4 75.0%															

Officials: Stephanie Barksdale, Bonnie Pettus, Josh Howell
Technical fouls: Florida-None. Savannah State-None.
Attendance:

Score by periods	1st	2nd	3rd	4th	Total
Florida	24	21	30	15	90
Savannah State	6	6	12	16	40

Last FG - UF 4th-04:20, SSU 4th-01:23.

Largest lead - UF by 58 4th-07:54, SSU None.

UF led for 39:25. SSU led for 00:00. Game was tied for 00:35.

Score tied - 0 times.
Lead changed - 0 times.

Game 6: Florida 90, Savannah State 40 (Savannah Invitational)

November 23, 2017 * Savannah Civic Center * Savannah, Ga.

It sure didn't look like a team that was playing its third game in three days, as Florida used another record-setting, long-range performance and **Delicia Washington's** triple-double to defeat Savannah State, 90-40, in the final game of the Savannah Invitational played at the Savannah Civic Center Thanksgiving evening.

With 6:57 remaining in the game, Washington found senior **Haley Lorenzen** under the basket where she finished the play and helped complete just the third triple-double in program history. Washington finished the game with 12 points, 12 rebounds and 10 assists, joining Gator All-Americans and WNBA first-round draft picks DeL

2017-18 Florida Final Box Scores & Recaps

Official Basketball Box Score -- Game Totals -- Final Statistics Jacksonville vs Florida 11/28/17 7 pm ET at Gainesville, FL (Exactech Arena)

Jacksonville 59 • 4-3

#	Player	Total		3-Ptr		Rebounds			PF	TP	A TO Blk Stl					Min
		FG	F-GA	FG	F-GA	FT	FTA	Off Def Tot			A	TO	Blk	Stl		
15	GORDON, Kayla	f	3-10	0-0	1-2	6	7	13	3	7	1	2	1	2		33
04	BUIE, Brandi	g	9-19	1-5	6-6	2	2	4	4	25	3	3	0	1		33
05	TEAGUE, Naqaiyyah	g	5-14	0-2	2-2	2	1	3	2	12	0	3	1	0		33
11	NEVITT, Shakayla	g	0-6	0-3	0-0	1	1	2	0	0	0	1	0	1		22
24	BROWN, Jasmyn	g	4-6	2-3	0-0	1	0	1	0	10	1	2	0	0		34
01	WALKER, Trudy		0-0	0-0	0-0	0	0	0	0	0	0	0	0	0		1
03	HAYES, Rolanda		0-0	0-0	0-0	0	0	0	1	0	0	0	0	0		1
14	PIERCE, Alexis		2-4	1-1	0-0	2	2	4	2	5	1	3	0	2		19
21	JOHN, Lindsay		0-0	0-0	0-0	0	1	1	0	0	0	1	0	0		9
32	BROWN, Khadijah		0-1	0-0	0-0	0	2	2	2	0	0	0	0	0		7
23	BENDER, Amber		0-0	0-0	0-0	0	0	0	0	0	0	1	0	0		3
44	SALTER, LaKaris		0-3	0-3	0-0	0	0	0	0	0	0	0	0	0		5
Team						0	3	3			1					
Totals			23-63	4-17	9-10	14	19	33	14	59	6	17	2	6		200

1st - FG %:	4-12	33.3%	2nd: 5-15	33.3%	3rd: 5-14	35.7%	4th: 9-22	40.9%	Game: 23-63	36.5%	Deadball	
3FG %:	0-2	0.0%	1-5	20.0%	2-4	50.0%	1-6	16.7%	4-17	23.5%	Rebounds	
FT %:	2-2	100.0%	0-0	0.0%	2-2	100.0%	5-6	83.3%	9-10	90.0%		0

Florida 69 • 4-3

#	Player	Total		3-Ptr		Rebounds			PF	TP	A TO Blk Stl					Min
		FG	F-GA	FG	F-GA	FT	FTA	Off Def Tot			A	TO	Blk	Stl		
12	Hersler,Paulina	f	3-8	1-1	0-0	2	4	6	4	7	2	4	1	2		33
44	Lorenzen,Haley	f	9-15	1-2	1-2	6	5	11	2	20	0	2	0	0		34
00	Washington,Delicia	g	5-14	0-3	2-6	2	7	9	3	12	7	2	0	0		31
03	Nakkasoglu,Funda	g	2-11	0-6	2-2	0	3	3	2	6	2	6	0	0		32
11	Anderson,Dyandria	g	7-10	2-4	0-0	3	4	7	1	16	1	2	0	1		30
05	Portakal,Elif		0-0	0-0	0-0	0	0	0	0	0	0	0	0	0		3
15	Searcy,Sydney		2-4	2-2	0-0	1	0	1	2	6	1	1	0	2		23
23	Thomas,Jalaysiaha		1-1	0-0	0-0	1	2	3	0	2	1	0	0	0		11
24	Hayes,Mikayla		0-0	0-0	0-0	0	1	1	0	0	0	0	1	0		3
Team						3	1	4								
Totals			29-63	6-18	5-10	18	27	45	14	69	14	17	2	5		200

Officials: Laura C. Morris, Michael McConnell, Luis Gonzalez
Technical fouls: Jacksonville-PIERCE, Alexis. Florida-Washington, Delicia.
Attendance: 1009

Score by periods	1st	2nd	3rd	4th	Total
Jacksonville	10	11	14	24	59
Florida	14	19	17	19	69

Last FG - Jacksonville 4th-00:07, UF 4th-00:00.

Largest lead - Jacksonville 17, UF 22 3rd-05:33.

JU led for 00:00, UF led for 38:29. Game was tied for 01:31.

Points	In	Off	2nd	Fast	Bench
JU	22	16	5	2	5
UF	36	19	26	7	8

Score tied - 0 times.
Lead changed - 0 times.

Game 7: Florida 69, Jacksonville 59

November 28, 2017 * Exactech Arena at the O'Connell Center * Gainesville, FL

Led by Haley Lorenzen's third double-double of the season, Florida earned its second straight victory after defeating Jacksonville, 69-59, at Exactech Arena at the Stephen C. O'Connell Center Tuesday evening.

Fresh off a big 40-point win on Thanksgiving, the Gators (4-3) wasted no time getting to the basket and opening an early 7-0 lead over the Dolphins (4-3). Jacksonville was able to trim the Gators lead to three, before a triple from Dyandria Anderson extended the lead back to six. The Gators remained in control the rest of the quarter, going into the second with a 14-10 advantage.

In the second quarter, Florida got into a rhythm offensively and slowly began to extend its four-point advantage. After taking a seven-point lead, 21-14, the Gators got it done both offensively and defensively as they went on a 13-7 run over the final eight minutes of the half, taking a 33-21 lead into the locker room.

Florida began to open the game up in the third quarter, scoring the first eight points of the half, and grabbing a 22-point lead, 45-23. Over the next few possessions, the Gators and Dolphins traded scores to make it 50-30 before Jacksonville scored the final five points of the quarter to cut the Gators lead to 15 heading into the fourth.

In the final quarter Florida was able to start strong, regaining its 20-point lead at 57-37 before Jacksonville began to turn up the pressure. With the score at 61-44 the Dolphins began to make a run, scoring 13 of the next 17 points and trimming the Gators lead to eight. The Gators, though, proved to be too strong in the final minutes, earning their fourth win of the young season.

Florida's win against Savannah State was a record-setting three-point shooting affair, as the Gators hit a program-record 17 treys. During tonight's game, Florida was 6-of-18 from long range, but scored 36 of its points in the paint and enjoyed a 26-5 advantage in second-chance points thanks in part to a 45-33 rebounding edge.

Coach Cameron Newbauer on the game against Jacksonville

"Liked the game because we knew Jacksonville is a very tough, gritty, hardnosed team. Coach Yo does a great job getting those kids to play hard. Those young ladies are relentless in everything they do. They gave us a lot if fits tonight. Forced us to have to finish it strong at the end."

"I think we learned from some of the mistake we made but anytime you go plus 12 on the glass, 18 offensive rebounds, 26 second chance points. I think we did a good job capitalizing on those offensive rebounds that we got."

Gator Notables

- Three Gators scored in double figures: Lorenzen (20), Anderson (16) and Delicia Washington (12)
- The Gators shot 46 percent from the field and 33 percent (6-18) from behind the arc
- Florida improved to 4-1 all-time against Jacksonville, and 4-0 at home
- Lorenzen reached two milestones in points and rebounds. With her 20 points she passed 925 for her career, currently has 937, and with her 11 rebounds surpasses 525 in her career, currently has 527
- Anderson eclipsed 300 career rebounds with her seven boards against Jacksonville
- The Gators have hit a three-pointer in every game this season
- Lorenzen has scored in 97 straight games

Official Basketball Box Score -- Game Totals -- Final Statistics Florida vs Oklahoma 12/3/17 2 p.m. at Lloyd Noble Center (Norman, Okla).

Florida 80 • 5-3

#	Player	Total		3-Ptr		Rebounds			PF	TP	A TO Blk Stl					Min
		FG	F-GA	FG	F-GA	FT	FTA	Off Def Tot			A	TO	Blk	Stl		
12	Hersler,Paulina	f	3-9	1-4	2-3	1	3	4	3	9	0	0	0	0		25
44	Lorenzen,Haley	f	1-4	0-0	5-8	5	6	11	4	7	1	6	0	0		30
00	Washington,Delicia	g	4-12	1-4	2-3	2	13	15	4	11	4	5	0	3		32
03	Nakkasoglu,Funda	g	7-15	4-9	6-7	0	4	4	0	24	4	5	0	1		37
11	Anderson,Dyandria	g	8-11	6-7	7-9	2	6	8	0	29	4	1	0	0		35
05	Portakal,Elif		0-0	0-0	0-0	0	0	0	0	0	0	0	0	0		1
15	Searcy,Sydney		0-2	0-1	0-0	1	1	2	0	0	2	1	0	0		15
23	Thomas,Jalaysiaha		0-1	0-1	0-0	1	6	7	2	0	1	2	0	0		20
24	Hayes,Mikayla		0-1	0-0	0-0	0	1	1	1	0	0	0	0	0		5
Team						3	1	4			1					
Totals			23-55	12-26	22-30	15	41	56	14	80	16	21	0	4		200

1st - FG %:	5-15	33.3%	2nd: 5-12	41.7%	3rd: 3-11	27.3%	4th: 10-17	58.8%	Game: 23-55	41.8%	Deadball	
3FG %:	3-7	42.9%	3-8	37.5%	2-5	40.0%	4-6	66.7%	12-26	46.2%	Rebounds	
FT %:	3-5	60.0%	4-7	57.1%	6-6	100.0%	9-12	75.0%	22-30	73.3%		7

Oklahoma 61 • 3-4

#	Player	Total		3-Ptr		Rebounds			PF	TP	A TO Blk Stl					Min
		FG	F-GA	FG	F-GA	FT	FTA	Off Def Tot			A	TO	Blk	Stl		
03	Simpson,Mandy	f	0-3	0-0	0-0	1	0	1	2	0	0	2	0	0		9
00	Pierre-Louis,Vionise	c	1-8	0-0	2-3	1	2	3	2	4	0	1	1	1		27
01	Williams,LaNesia	g	4-11	1-2	0-0	2	0	2	0	9	0	0	0	1		21
12	Penzo,Gileysa	g	0-0	0-0	0-0	0	1	1	2	0	2	0	0	1		10
21	Ortiz,Gabbi	g	0-8	0-3	0-0	0	5	5	2	0	1	0	0	2		40
14	Pellington,Shaina		11-17	0-0	0-2	2	0	2	3	22	2	1	0	1		26
23	Llanusa,Ana		5-15	1-8	2-3	2	2	4	4	13	0	2	0	1		23
23	Manning,Maddie		5-15	1-7	0-0	1	5	6	3	11	2	1	2	3		34
24	Odimgbe,Ijeoma		1-1	0-0	0-0	2	1	3	2	2	0	0	0	0		10
Team						2	2	4								
Totals			27-78	3-20	4-8	13	18	31	20	61	7	7	3	10		200

1st - FG %:	6-17	35.3%	2nd: 5-17	29.4%	3rd: 6-17	35.3%	4th: 10-27	37.0%	Game: 27-78	34.6%	Deadball	
3FG %:	1-6	16.7%	0-2	0.0%	1-5	20.0%	1-7	14.3%	3-20	15.0%	Rebounds	
FT %:	0-0	0.0%	0-0	0.0%	4-4	100.0%	0-4	0.0%	4-8	50.0%		1

Officials: Brenda Pantoja, Brian Hall, Roy Gulbeyan
Technical fouls: Florida-None. Oklahoma-None.
Attendance: 2992
2017 Big 12/SEC Challenge

Score by periods	1st	2nd	3rd	4th	Total
Florida	16	17	14	33	80
Oklahoma	13	10	17	21	61

Last FG - UF 4th-00:55, OU 4th-00:06.

Largest lead - UF by 21 4th-00:55, OU by 2 1st-09:50.

UF led for 32:24, OU led for 04:33. Game was tied for 03:03.

Points	In	Off	2nd	Fast	Bench
UF	18	6	14	2	0
OU	34	16	4	2	48

Score tied - 4 times.
Lead changed - 5 times.

Game 8: Florida 80, Oklahoma 61

December 3, 2017 * Lloyd Noble Center * Norman, OK

Senior Dyandria Anderson scored a career-high 29 points, Delicia Washington posted a double-double and presented first-year Florida head coach Cameron Newbauer with his first signature victory after a resounding 80-61 win at Oklahoma at Lloyd Noble Center Sunday afternoon.

The Gators, who did their part in representing the league at the week-long Big12-SEC Challenge, handed the Sooners their largest non-conference home loss since 2004.

Anderson scored 17 of her game and career-high 29 points during the first half when she hit 4-of-5 three-pointers and led Florida to a 33-23 lead, eventually converting 6-of-7 from long range in addition to 8-of-11 overall and 7-of-9 from the free throw line.

Washington finished with 11 points and a career-best 15 rebounds for her second double-double of her career, which does not include the triple-double she posted earlier this season.

Funda Nakkasoglu posted 24 points, as she and Anderson took turns from beyond the arc with the Gator junior converting 4-of-9 from deep and 6-of-7 from the line. It was her 32nd career game scoring in the 20s.

Haley Lorenzen was guided tightly inside all evening but came up with 11 rebounds along with seven points, as five of her boards were on the offensive end that helped UF score 14 of its points.

How it Happened

The lead changed hands five times and the score was tied three additional times during the first quarter, when Florida (5-3) held a 16-13 edge when the horn sounded.

Oklahoma (3-4) began the second quarter with a 4-1 spurt and tied the game for a fourth time, now at 17 with 8:44 remaining. Anderson responded with back-to-back three-pointers. Ana Llanusa came off the bench for a three that brought the Sooners back within three, 25-21, but that's the closest they would get for the rest of the game, as Nakkasoglu's driving layup sparked a 10-2 run and the Gators jumped out to a 35-23 lead just 52 seconds into the third quarter.

The teams traded buckets for the next seven minutes before Shaina Pellington, who finished with a team-high 22 points, scored four straight and cut UF's lead to seven, 47-40, with second seconds remaining in the third.

Paulina Hersler, who scored nine points for the Gators, was fouled attempting a three-pointer and knocked down a pair from the line to start the fourth quarter's scoring.

Nakkasoglu followed with a three and the lead was back to double-figures.

The teams again exchanged scores before LaNesia Williams hit a three for OU. Washington came right back for the Gators and nailed one in front of their bench.

The Sooners weren't finished yet, and scored the next four and were within eight with 5:54 to play.

Hersler responded with a brilliant up-and-under post move and Nakkasoglu followed with a traditional three-point play.

OU scored the next four points and were within nine, 62-53, and 4:09 on the clock, however, that's when Anderson struck again from deep and Nakkasoglu hit a jumper that ignited a game-ending 18-8 run for the final 19-point margin in the first meeting between the two programs.

Numbers of Note

2017-18 Florida Final Box Scores & Recaps

Official Basketball Box Score -- Game Totals -- Final Statistics

#12 Ohio State vs Florida

12/06/17 5:30 pm ET at Gainesville, FL (Exactech Arena)

#12 Ohio State 103 • 9-2

#	Player	Total		3-Ptr		Rebounds			PF	TP	A TO Blk Stl				Min
		FG-FGA	FT-FTA	FG-FGA	FT-FTA	Off	Def	Tot			A	TO	Blk	Stl	
01	Mavunga,Stephanie	r 8-11	0-1	0-0	3 6 9	3	16	0 2 3	1	25					
03	Mitchell,Kelsey	g 12-22	4-9	2-2	0 1 1	1	30	1 3 0	5	30					
04	Calhoun, Sierra	g 5-9	3-6	8-8	0 1 1	1	21	2 0 1	1	31					
15	Harper,Linnæ	g 8-15	1-3	1-1	4 5 9	3	18	2 2 0	2	29					
20	Doss,Asia	g 5-9	1-4	3-4	0 3 3	2	14	2 1 0	2	34					
12	Jayaraman,Savitha	0-0	0-0	0-0	0 0 0	0	0	0 0 0	0	3					
14	Cronin,Karlie	0-0	0-0	0-0	0 0 0	0	0	0 0 0	0	3					
22	Hart,Alexa	1-1	0-0	0-0	0 2 2	2	2	0 1 2	0	17					
24	Waterman,Makayla	1-5	0-1	0-0	0 2 2	2	2	0 0 0	2	20					
33	Caretti,Jensen	0-2	0-1	0-0	0 2 2	0	0	0 1 0	0	8					
Team					3 1 4										
Totals		40-74	9-25	14-15	10 23 33	14	103	7 10 6	13	200					
1st - FG %:		13-24	54.2%	2nd: 8-17	47.1%	3rd: 8-17	47.1%	4th: 11-16	68.8%	Game: 40-74	54.1%	Deadball			
3FG %:		5-12	41.7%	2-6	33.3%	3-5	60.0%	2-6	33.3%	9-25	36.0%	Rebounds			
FT %:		0-0	0.0%	2-2	100.0%	7-7	100.0%	5-6	83.3%	14-15	93.3%	1			

Florida 77 • 5-4

#	Player	Total		3-Ptr		Rebounds			PF	TP	A TO Blk Stl				Min
		FG-FGA	FT-FTA	FG-FGA	FT-FTA	Off	Def	Tot			A	TO	Blk	Stl	
12	Hersler,Paulina	r 5-13	3-7	1-1	0 6 6	1	14	1 2 0	0	27					
00	Washington,Delicia	g 6-13	2-7	0-1	3 3 6	1	14	3 5 0	0	34					
03	Nakkasoglu,Funda	g 5-8	2-3	4-4	0 3 3	0	16	6 5 0	0	36					
11	Anderson,Dyandria	g 1-8	0-7	0-0	0 1 1	3	2	1 3 1	0	29					
44	Lorenzen,Haley	g 7-14	1-2	2-2	6 5 11	2	17	3 3 0	0	32					
01	Johnson,Tameria	0-0	0-0	0-0	1 0 1	1	0	0 0 0	0	1					
05	Portakal,Elif	1-2	0-0	0-0	0 0 0	2	2	0 1 0	0	3					
15	Searcy,Sydney	1-4	1-4	0-0	0 0 0	0	3	0 1 0	0	16					
23	Thomas,Jalaysya	2-3	0-0	1-2	4 3 7	0	5	0 3 0	0	15					
24	Hayes,Mikayla	2-3	0-0	0-0	1 2 3	1	4	0 1 0	1	7					
Team					2 1 3										
Totals		30-68	9-30	8-10	17 24 41	11	77	14 24 1	1	200					
1st - FG %:		8-18	44.4%	2nd: 7-15	46.7%	3rd: 7-17	41.2%	4th: 8-18	44.4%	Game: 30-68	44.1%	Deadball			
3FG %:		2-6	33.3%	2-7	28.6%	3-7	42.9%	2-10	20.0%	9-30	30.0%	Rebounds			
FT %:		0-1	0.0%	4-4	100.0%	4-5	80.0%	0-0	0.0%	8-10	80.0%	0			

Officials: Beverly Roberts, Bob Trammell, Cameron Inouye
Technical fouls: #12 Ohio State-None. Florida-None.
Attendance: 1512

Score by periods	1st	2nd	3rd	4th	Total
#12 Ohio State	31	20	25	27	103
Florida	18	20	21	18	77

Last FG - OSU 4th-00:16, UF 4th-00:02.
Largest lead - OSU by 35 4th-03:11, UF None.
OSU led for 39:19, UF led for 00:00, Game was tied for 00:41.

	In	Off	2nd	Fast	Bench
Points OSU	50	42	12	20	4
UF	28	11	14	2	14

Score tied - 0 times.
Lead changed - 0 times.

Game 9: No. 12 Ohio State 103, Florida 77

December 6, 2017 * Exactech Arena * Gainesville, FL

Florida committed a season-high 24 turnovers that No. 12 Ohio State converted into 42 points and took the 103-77 decision against the Gators at Exactech Arena at the Stephen C. O'Connell Center Wednesday evening.

Florida (5-4) trailed by 20 with 2:54 remaining in the second quarter, but staged a 25-11 run over the next 7:52 and the Gators were within six points, 60-54, with 5:02 left in the third. The final points of that spree coming on a four-point-play by **Paulina Hersler**.

Ohio State (9-2) countered with a 16-4 march over the next 4:06 of the game and took a 76-59 lead into the final quarter, where the Buckeyes outscored the Gators 27-18 for the final margin.

Ohio State scored the first 10 points of the game before Funda Nakkasoglu's three-pointer got Florida on the board. That pace continued during the first quarter, as the visitors held a 31-18 lead at the end of the frame.

Gator Numbers of Note

- Haley Lorenzen** scored a team-high 17 points with a game-high 11 rebounds for her fourth double-double of the season and the eighth of her career.
- Funda Nakkasoglu** scored 16 points a season-high six assists.
- Paulina Hersler** and **Delicia Washington** both scored 14 points and collected six rebounds.
- Freshman **Jalaysya Thomas** pulled down seven rebounds, four on the offensive end, in 15 minutes of action.
- Nine of the 10 Gators on the roster scored in the game, contributing 14 points and 11 rebounds.
- Dyandria Anderson** played in the 100th game of her career.

Buckeyes and the Bench

- Ohio State's Kelsey Mitchell showed why she leads the nation in scoring and finished with a game-high 30 points, connecting on 4-of-9 three-pointers and 12-22 overall from the floor. During the first quarter, Mitchell became the program's all-time leading scorer.
- Sierra Calhoun went for 21 points and hit a trio of threes for the Buckeyes, who converted 9-of-25 overall from beyond the arc.
- All five of the Buckeye starters scored in double-figures, with only four of the team's 103 points came off the bench.

Stats at a Glance

- Florida dished 14 assists on its 30 field goals.
- The Gators went 9-of-30 from the three-point arc (30.0 percent)
- Florida held the 41-33 rebound advantage that included 17 offensive boards.
- OSU's 13 steals were the most by an opponent this season.
- OSU's 103 points were the most by a Gator opponent since Indiana scored 102 on Dec. 20, 2016.

Quotes from the Court - UF Head Coach Cameron Newbauer

Opening statement:

"We fought, I thought we started off kind off shell shocked. You explain to a team what Kelsey Mitchell can do but I don't think you can fully understand it until you're on the court with her. Explosive scorer. There is a reason why she is averaging 28 points a game. So that kind of got us on our heels immediately. Did a great job fighting back, cut it to 60-54 with 4 or 5 minutes left in the third quarter and then, I'll quantify it as selfish basketball for a quick stretch there. We had a lot of possessions where we went one-on-one and went away from what we do and it really bit us in the tail; and next you thing you know the wheels kind of came off and it was out of control. Hats off to Ohio State, there is a reason why they started in the preseason top 5 or 6. Coach McGuff does a nice job, very good team that took us out of the game. I wasn't happy with our overall response as a team but we will get better from this, we'll grow from this and we will keep growing."

Official Basketball Box Score -- Game Totals -- Final Statistics

Marshall vs Florida

12/10/17 1 pm ET at Gainesville, FL * Exactech Arena

Marshall 69 • 3-6

#	Player	Total		3-Ptr		Rebounds			PF	TP	A TO Blk Stl				Min
		FG-FGA	FT-FTA	FG-FGA	FT-FTA	Off	Def	Tot			A	TO	Blk	Stl	
00	Hamilton, Talequia	r 9-20	3-7	0-1	3 2 5	1	21	1 1 1	0	31					
10	Saintigene, Ashley	r 2-7	0-0	1-2	4 2 6	5	5	1 2 1	0	21					
03	Alexander, Asheika	g 5-9	1-3	0-0	2 2 4	5	11	0 1 0	3	28					
15	Driver, Tana	g 3-7	2-6	0-0	2 2 4	1	8	2 1 0	0	27					
23	Mayo, Kristen	g 3-6	2-2	0-0	1 2 3	1	8	2 2 0	1	27					
01	Vucetic, Jovana	0-0	0-0	0-0	0 1 1	0	0	0 0 0	0	3					
14	Gore, Shayna	4-13	1-5	0-0	0 1 1	2	9	3 2 0	3	28					
20	Pearson, Taylor	2-4	0-1	0-0	0 1 1	0	4	1 2 0	2	17					
24	Zhibareva, Ekaterina	1-4	1-2	0-0	3 1 4	5	3	0 1 0	0	18					
Team					1 7 8										
Totals		29-70	10-26	1-3	16 21 37	20	69	10 12 2	9	200					
1st - FG %:		6-17	35.3%	2nd: 6-13	46.2%	3rd: 7-22	31.8%	4th: 10-18	55.6%	Game: 29-70	41.4%	Deadball			
3FG %:		3-10	30.0%	2-6	33.3%	3-4	75.0%	4-6	66.7%	10-26	38.5%	Rebounds			
FT %:		0-0	0.0%	0-0	0.0%	0-1	0.0%	1-2	50.0%	1-3	33.3%	1			

Florida 74 • 6-4

#	Player	Total		3-Ptr		Rebounds			PF	TP	A TO Blk Stl				Min
		FG-FGA	FT-FTA	FG-FGA	FT-FTA	Off	Def	Tot			A	TO	Blk	Stl	
12	Hersler,Paulina	r 4-7	1-2	3-6	0 4 4	1	12	0 1 0	0	29					
44	Lorenzen,Haley	r 2-3	0-0	2-2	2 7 9	1	6	5 2 0	2	32					
00	Washington,Delicia	g 2-8	1-4	5-8	3 3 6	1	10	5 4 0	1	36					
03	Nakkasoglu,Funda	g 5-14	4-12	3-4	1 1 2	1	17	1 0 0	0	37					
11	Anderson,Dyandria	g 5-12	5-10	3-4	1 2 3	2	18	4 2 0	2	32					
01	Johnson,Tameria	0-0	0-0	0-0	0 0 0	0	0	0 0 0	0	0+					
05	Portakal,Elif	1-1	1-1	0-0	0 0 0	0	3	0 0 0	0	3					
15	Searcy,Sydney	1-6	1-6	0-0	0 1 1	2	3	2 2 0	0	12					
23	Thomas,Jalaysya	1-2	0-0	1-1	2 4 6	2	3	0 0 0	0	9					
24	Hayes,Mikayla	1-2	0-0	0-0	1 0 1	0	2	1 2 0	0	10					
Team					3 4 7										
Totals		22-55	13-35	17-25	13 26 39	10	74	18 14 0	5	200					
1st - FG %:		5-12	41.7%	2nd: 8-19	42.1%	3rd: 7-13	53.8%	4th: 2-11	18.2%	Game: 22-55	40.0%	Deadball			
3FG %:		3-5	60.0%	3-10	30.0%	6-11	54.5%	1-9	11.1%	13-35	37.1%	Rebounds			
FT %:		3-4	75.0%	3-3	100.0%	2-2	100.0%	9-16	56.3%	17-25	68.0%	7			

Officials: Douglas Knight, Chaney Muench, Jody Cantrell
Technical fouls: Marshall-None. Florida-None.
Attendance: 1008
MU#10 A.Saintigene fouls out at 2:19(4), MU#3 A.Alexander at 0:11:9(4)
MU#24 E.Zhibareva at 0:00:7(4)

Score by periods	1st	2nd	3rd	4th	Total
Marshall	15	14	15	25	69
Florida	16	22	22	14	74

Last FG - MAR 4th-00:12, UF 4th-02:48.
Largest lead - MAR by 6 1st-05:48, UF by 20 3rd-04:48.
MAR led for 05:13, UF led for 30:58, Game was tied for 03:49.

Game 10: Florida 74, Marshall 69

December 10, 2017 * Exactech Arena * Gainesville, FL

The Gators may have tried to start their 11-day break from games about 15 minutes too early, as Florida was forced to withstand a furious Marshall rally to earn a 74-69 win at Exactech Arena at the Stephen C. O'Connell Center Sunday afternoon.

The Gators (6-4) slowly built a 54-34 lead with 4:48 remaining in the third quarter, before Marshall (3-6) ripped off a 33-14 run that had the Herd within one, 68-67, with 1:06 to go in the game.

Late in that span, **Funda Nakkasoglu**'s three-pointer with 2:48 remaining put the Gators back up 10, 67-57, however, that would be Florida's final field goal of the game. The Herd rattled off an ensuing 10-1 run and cut UF's lead to one.

Haley Lorenzen then made what UF Coach **Cameron Newbauer** called the play of the game by collecting an offensive rebound and was fouled trying for the putback. She made both tosses and gave UF a 70-67 cushion with 46 seconds remaining.

Both teams missed respective field goal attempts on its next possession, with Anderson's three-point attempt rimming out. **Delicia Washington** was able to battle for the loose rebound that went out of bounds in UF's favor.

Anderson was fouled and went to the line where she made one with 15.7 seconds on the clock for a 71-67 edge.

Marshall's Asheika Alexander came right back with a layup and she then fouled Nakkasoglu quickly. With the Gators now in the bonus, Nakkasoglu made one of two from the line and the Gator lead was back to three with 11.9 ticks left.

Shayna Gore, who averaged 17.8 points entering the game and was held to nine points on Sunday, missed her three attempt with four seconds remaining and the Herd fouled Washington, whom sealed the Gator win with two more makes with one second to go for the final margin.

Individual Numbers of Note

- Dyandria Anderson** led the Gators with 18 points, hitting 5-of-10 three-pointer attempts.
- Funda Nakkasoglu**

2017-18 Florida Final Box Scores & Recaps

Official Basketball Box Score -- Game Totals -- Final Statistics Chattanooga vs Florida 12/20/17 12 Noon ET at Gainesville, FL (Exactech Arena)

Chattanooga 65 • 8-4

#	Player		Total		3-Ptr		Rebounds			PF	TP	A T O Blk Stl					Min
			FG-FGA	FG-FGA	FT-FTA	FT-FTA	Off	Def	Tot								
04	Arianne Whitaker	c	5-8	0-0	0-1	5 5 10	1	10	1	10	1	3	0	0	34		
12	Bria Dial	g	1-8	1-6	0-0	3 4 7	3	3	1	2	3	1	0	1	37		
20	Keiana Gilbert		8-19	0-2	0-0	0 6 6	2	16	6	0	0	2	40				
33	Lakelyn Bouldin		5-13	2-5	2-2	1 2 3	3	14	1	2	0	2	32				
35	Aryanna Gilbert	g	7-16	2-7	4-4	4 8 12	2	20	2	2	1	1	34				
22	Shelbie Davenport		0-1	0-1	0-0	0 1 1	1	0	1	0	0	0	10				
23	Brooke Burns		0-3	0-2	2-2	0 0 0	0	2	0	0	0	0	7				
32	Rochelle Lee		0-1	0-0	0-0	0 0 0	0	0	0	0	0	1	6				
Team						1 2 3											
Totals			26-69	5-23	8-9	14 28 42	12	65	12	9	4	7	200				
1st - FG %:			6-17	33.3%	2nd: 6-18	33.3%	3rd: 9-19	47.4%	4th: 5-15	33.3%	Game: 26-69	37.7%	Deadball				
3FG %:			1-6	16.7%	1-8	12.5%	3-6	50.0%	0-3	0.0%	5-23	21.7%	Rebounds				
FT %:			0-0	0.0%	0-0	0.0%	4-4	100.0%	0-4	0.0%	8-9	88.9%	Rebounds				

Florida 60 • 6-5

#	Player		Total		3-Ptr		Rebounds			PF	TP	A T O Blk Stl					Min
			FG-FGA	FG-FGA	FT-FTA	FT-FTA	Off	Def	Tot								
12	Hersler,Paulina	f	3-11	0-5	2-2	1 4 5	2	8	2	1	0	1	31				
44	Lorenzen,Haley		6-9	0-0	2-2	7 5 12	1	14	1	2	0	2	33				
00	Washington,Delicia	g	5-18	2-7	0-1	4 9 13	1	12	2	0	0	0	32				
03	Nakkasoglu,Funda	g	7-12	2-7	5-6	0 3 3	4	21	2	3	0	1	37				
11	Anderson,Dyandria	g	1-7	0-6	1-1	0 6 6	1	3	1	2	0	2	33				
01	Johnson,Tamera		0-0	0-0	0-0	0 0 0	0	0	0	1	0	0	4				
05	Portakal,Elif		0-4	0-3	0-0	0 0 0	1	0	3	2	0	0	14				
23	Thomas,Jalaysha		1-2	0-0	0-0	0 1 1	1	2	0	0	0	0	8				
24	Hayes,Mikayla		0-1	0-0	0-0	1 0 1	0	0	1	1	0	1	8				
Team						1 2 3											
Totals			23-64	4-28	10-12	14 30 44	11	60	11	12	1	6	200				
1st - FG %:			4-13	30.8%	2nd: 9-15	60.0%	3rd: 5-19	26.3%	4th: 5-17	29.4%	Game: 23-64	35.9%	Deadball				
3FG %:			1-5	20.0%	2-5	40.0%	0-9	0.0%	1-9	11.1%	4-28	14.3%	Rebounds				
FT %:			2-2	100.0%	5-5	100.0%	2-4	50.0%	1-1	100.0%	10-12	83.3%	Rebounds				

Officials: Tina Napier, Meadow Overstreet, Bruce Morris
Technical fouls: Chattanooga-None. Florida-None.
Attendance: 1054

Score by periods	1st	2nd	3rd	4th	Total
Chattanooga	13	13	25	14	65
Florida	11	25	12	12	60

Points	In	Off	2nd	Fast
UTC	34	12	11	4
UF	30	10	8	4

Last FG - UTC 4th-00:25, UF 4th-00:56.
Largest lead - UTC by 7 1st-01:20, UF by 10 2nd-00:01.
UTC led for 18:20. UF led for 15:03. Game was tied for 06:37.

Score tied - 7 times.
Lead changed - 8 times.

Game 11: Chattanooga 65, Florida 60 [Gator Holiday Classic] December 20, 2017 * Exactech Arena * Gainesville, FL

Funda Nakkasoglu scored a game-high 21 points while Haley Lorenzen and Delicia Washington both recorded double-doubles but it wasn't enough to lift Florida past Chattanooga in a 65-60 decision in the first game of the Gator Holiday Classic.

UTC outscored Florida 10-3 in the final 2:08 of the game and that run proved to be the difference.

The Gators had erased a 55-48 deficit with 8:04 remaining and tied the game at 55 with 4:37 on the clock thanks to Dyandria Anderson's three-point-play. Nakkasoglu then sank a reverse layup for a two-point Gator lead with 3:10 on the clock.

Trailing by two with 1:47 remaining, Washington stepped up with confidence despite having hit just 3-of-12 from the field to that point before nailing a three-pointer that gave Florida a 60-59 lead with 56 seconds left.

Those were the Gators' final points, as UTC closed the game scoring the final six points, four of those from the free throw line, as the Mocs notched their fifth win over a Power 5 conference this season.

First Half was a Different Story

Florida used a 15-2 run over the final 5:42 of the second quarter to flip a 24-21 deficit into a 36-26 halftime lead.

The Gators converted 60 percent (9-15) of their shots during the second quarter when they outscored the Mocs, 25-13.

Florida also dished nine assists on its 13 total first-half field goals and enjoyed a 22-16 rebounding advantage.

UTC actually led by as many as seven points late in the first quarter and held a 13-11 lead after the first 10 minutes of play.

Numbers of Note

- There were eight lead changes and seven tied scores in the game.
- Florida totaled just four three-pointers, its fewest this season. The fourth trey, however, marked the team's 110th of the year, passing last year's entire total from deep over a 31-game span.
- The 60 total points were UF's second fewest of the year.
- UF shot 35.9 percent from the floor during the game, its second-lowest mark of the year

Individual Numbers of Note

- Nakkasoglu scored 21 points for her eighth double-figure scoring game this year, 61st of her career; it was her third time scoring in the 20s this year, 33rd time in her career
- Lorenzen finished with 14 points and 12 rebounds for her fifth double-double of the year, ninth of career; the 12 rebounds tied her career and season-high, which she's posted three times now
- Washington recorded 12 points and a game-high 13 rebounds for her second double-double this year and third of her career [totals do not include her triple-double this year]

Quotes from the Court – UF Coach Cameron Newbauer

"We have to get tougher on offensive rebounding. We gave up a lot in the second half [9 in second half]. Chattanooga out-played us. We were up 10 at halftime, playing team basketball with nine assists. Only had two assists in the second half – that is not going to win games for us. We have to play as a team and get better.

"We fought and kept playing, but why does it have to come to that every game. Every game we sit back on our heels and we don't fight earlier. We don't have an ounce of toughness to want to fight until we get punched a few times. It's frustrating and that is why we shot 36 percent overall, 14 percent from '3." No one wants to step up and take the open shots. They closed out on us hard, but we have to take those shots because they are going to happen all year."

Official Basketball Box Score -- Game Totals -- Final Statistics Saint Joseph's vs Florida 12/21/17 12 pm ET at Gainesville, FL (Exactech Arena)

Saint Joseph's 51 • 5-7

#	Player		Total		3-Ptr		Rebounds			PF	TP	A T O Blk Stl					Min
			FG-FGA	FG-FGA	FT-FTA	FT-FTA	Off	Def	Tot								
33	FRANKLYN, Adashia	f	5-9	0-0	0-0	5 5 10	0	10	1	0	1	2	29				
34	FIORAVANTI, Amanda	f	2-7	0-0	0-0	1 3 4	4	4	4	0	2	0	1	13			
12	MONAGHAN, Alyssa	g	5-14	1-5	0-0	0 0 0	0	11	2	1	0	0	31				
30	VEILLEUX, Sarah		0-7	0-3	0-0	0 3 3	2	0	0	0	0	0	27				
32	WOODS, Chelsea	g	3-7	0-0	2-2	1 5 6	2	8	2	2	0	2	22				
01	FISHER, Whisper		1-1	0-0	0-0	0 0 0	1	2	0	0	0	0	3				
02	ROIG, Lula		1-1	0-0	1-4	0 1 1	0	3	0	0	0	0	10				
04	BAIDEN, Kristalyn		1-2	0-1	0-2	0 0 0	1	2	0	2	0	0	22				
11	MARZ, Avery		0-0	0-0	2-2	0 1 1	1	2	1	3	0	0	6				
13	SHEEHAN, Mary		2-6	0-3	0-0	0 0 0	1	4	0	0	0	0	16				
35	CLAY, Michala		2-3	0-0	1-2	0 0 0	0	5	0	0	0	0	6				
40	BELVEDERE, Candace		0-3	0-1	0-0	2 1 3	3	0	0	1	0	1	15				
Team						0 5 5											
Totals			22-60	1-13	6-12	9 24 33	15	51	6	12	1	6	200				
1st - FG %:			5-15	33.3%	2nd: 6-15	40.0%	3rd: 8-18	44.4%	4th: 3-12	25.0%	Game: 22-60	36.7%	Deadball				
3FG %:			1-5	16.7%	0-2	0.0%	0-3	0.0%	1-13	7.7%	6-12	50.0%	Rebounds				
FT %:			0-2	0.0%	0-2	0.0%	0-0	0.0%	6-8	75.0%							

Florida 71 • 7-5

#	Player		Total		3-Ptr		Rebounds			PF	TP	A T O Blk Stl					Min
			FG-FGA	FG-FGA	FT-FTA	FT-FTA	Off	Def	Tot								
12	Hersler,Paulina	f	7-10	3-5	2-2	3 5 8	1	19	1	0	2	1	30				
44	Lorenzen,Haley		6-14	0-1	0-0	3 7 10	2	12	1	1	0	1	24				
00	Washington,Delicia	g	7-8	0-0	0-1	2 5 7	2	14	1	1	0	0	20				
03	Nakkasoglu,Funda	g	3-10	2-7	2-2	0 0 0	0	10	2	3	0	1	33				
11	Anderson,Dyandria	g	3-9	2-6	3-4	1 6 7	1	11	4	3	0	0	36				
01	Johnson,Tamera		0-3	0-0	0-0	0 1 1	3	0	0	0	0	1	11				
05	Portakal,Elif		0-3	0-1	2-2	0 2 2	2	2	4	1	0	0	20				
23	Thomas,Jalaysha		0-1	0-0	0-0	1 0 1	0	0	1	0	0	0	4				
24	Hayes,Mikayla		1-5	0-1	1-2	2 3 5	2	3	1	2	0	0	20				
55	Stephanie Brower		0-0	0-0	0-0	0 0 0	1	0	0	0	0	0	2				
Team						2 2 4											
Totals			27-63	7-21	10-13	14 31 45	14	71	15	11	2	4	200				
1st - FG %:			7-19	36.8%	2nd: 6-15	40.0%	3rd: 7-16	43.8%	4th: 7-13	53.8%	Game: 27-63	42.9%	Deadball				
3FG %:			1-7	14.3%	2-5	40.0%	3-6	50.0%	1-3	33.3%	7-21	33.3%	Rebounds				
FT %:			0-0	0.0%	3-4	75.0%	2-2	100.0%	5-7	71.4%	10-13	76.9%	Rebounds				

Officials: Dee Kantner, Eric J Brewton, Greg Small
Technical fouls: Saint Joseph's-None. Florida-None.
Attendance: 1008

Score by periods	1st	2nd	3rd	4th	Total
Saint Joseph's	11	12	16	12	51
Florida	15	17	19	20	71

Points	In	Off	2nd	Fast
SJU	32	8	6	4
UF	28	19	21	0

Last FG - SJU 4th-00:24, UF 4th-02:22.
Largest lead - SJU by 2 1st-09:41, UF by 24 4th-02:22.
SJU led for 00:27. UF led for 37:44. Game was tied for 01:49.

Game 12: Florida 71, Saint Joseph's 51 [Gator Holiday Classic] December 21, 2017 * Exactech Arena * Gainesville, FL

Senior Haley Lorenzen posted her second double-double in as many days and helped lead Florida to a 71-51 win against Saint Joseph's on the second day of action at the Gator Holiday Classic played at Exactech Arena at the Stephen C. O'Connell Center on Thursday afternoon.

Lorenzen, who was named to the Gator Holiday Classic All-Tournament Team, finished with 12 points and 10 rebounds against the Hawks and inched closer to 1,000-point plateau as she enters the holiday break just seven points shy of the milestone.

Florida (7-5) returns to action on Wed., December 27, when the team plays host to Delaware State at 2 p.m. in its final non-conference game of the season.

2017-18 Florida Final Box Scores & Recaps

Official Basketball Box Score -- Game Totals -- Final Statistics

Delaware State vs Florida
12/27/17 2 pm ET at Gainesville, FL * Exactech Arena

Delaware State 51 • 1-10

#	Player	Total		3-Ptr		Rebounds		PF	TP	A	TO	Blk	Stl	Min
		FG-FGA	FG-FGA	FT-FTA	FT-FTA	Off	Def							
20	WILLIAMS, Syonah	f	3-6	0-0	1-1	3	2	5	3	7	0	1	0	15
32	SHARPE, Alycea	f	1-7	1-4	1-2	2	3	5	4	4	0	3	0	30
01	JONES, Ryan	g	4-10	2-3	3-4	0	2	2	1	13	1	1	0	27
21	BARBER, Keke	g	5-16	1-8	0-0	2	4	6	3	11	1	0	0	36
34	ASHE, Lanayjha	g	3-13	1-6	0-0	1	2	3	2	7	1	1	0	36
00	ADDISON, Genell		1-1	0-0	0-0	0	1	1	2	2	0	1	0	12
03	CARROLL-JACKSON, Ny		0-3	0-2	0-0	0	0	0	0	0	0	0	0	7
23	JACKSON, Arion		3-19	0-5	1-4	1	6	7	1	7	2	1	0	26
31	BONEFONT, Asia		0-3	0-1	0-0	0	2	2	3	0	0	0	1	11
Team						2	2	4						
Totals			20-78	5-29	6-11	11	24	35	19	51	5	8	0	200
1st - FG %: 5-20 25.0% 2nd: 4-19 21.1% 3rd: 7-20 35.0% 4th: 4-19 21.1% Game: 20-78 25.6% Deadball Rebounds 3														
3FG %: 0-8 0.0% 1-6 16.7% 4-8 50.0% 0-7 0.0% 5-29 17.2% 6-11 54.5%														
FT %: 0-0 0.0% 0-2 0.0% 3-4 75.0% 3-5 60.0%														

Florida 85 • 8-5

#	Player	Total		3-Ptr		Rebounds		PF	TP	A	TO	Blk	Stl	Min
		FG-FGA	FG-FGA	FT-FTA	FT-FTA	Off	Def							
12	Hersler, Paulina	f	6-11	1-2	2-3	3	5	8	2	15	0	0	0	28
44	Lorenzen, Haley	f	7-12	1-2	3-4	4	8	12	0	18	3	1	1	28
00	Washington, Delicia	g	2-9	1-4	1-3	3	9	12	2	6	1	7	0	21
03	Nakkasoglu, Funda	g	5-12	2-6	2-2	1	4	5	1	14	5	4	1	30
11	Anderson, Dyandria	g	5-12	1-6	0-0	3	4	7	0	11	3	3	0	22
01	Johnson, Tameria		0-1	0-0	2-2	1	4	5	1	2	2	3	0	14
05	Portakal, Elif		0-3	0-3	0-0	1	0	1	2	0	1	1	0	10
15	Searcy, Sydney		3-4	3-4	2-6	1	3	4	0	11	2	1	0	23
23	Thomas, Jalaysha		1-1	1-1	2-2	0	5	5	0	5	0	0	0	10
24	Hayes, Mikayla		1-2	0-1	1-2	1	3	4	1	3	0	1	0	10
55	Brower, Stephanie		0-1	0-0	0-2	0	1	1	2	0	0	0	0	4
Team						1	3	4						
Totals			30-68	10-29	15-26	19	49	68	11	85	17	21	1	200
1st - FG %: 7-18 38.9% 2nd: 12-18 66.7% 3rd: 6-15 40.0% 4th: 5-17 29.4% Game: 30-68 44.1% Deadball Rebounds 6														
3FG %: 4-11 36.4% 2-5 40.0% 0-6 0.0% 4-7 57.1% 10-29 34.5%														
FT %: 4-4 100.0% 2-8 25.0% 7-9 77.8% 2-5 40.0%														

Officials: Mark Zentz, Denise Brooks, Dawn Marsh
Technical fouls: Delaware State-None, Florida-None.
Attendance: 1206

Score by periods	1st	2nd	3rd	4th	Total
Delaware State	10	9	21	11	51
Florida	22	28	19	16	85

Last FG - DSUW 4th-03:41, UF 4th-04:13.
Largest lead - DSUW None, UF by 37 4th-04:51.
DSUW led for 00:00, UF led for 39:50. Game was tied for 00:10.

Points	In	Off	2nd	Fast	Bench
DSUW	14	16	9	10	9
UF	32	7	16	4	21

Score tied - 0 times.
Lead changed - 0 times.

Game 13: Florida 85, Delaware State 51 December 27, 2017 * Exactech Arena * Gainesville, FL

Haley Lorenzen scored her 1,000th career point, notched her third consecutive double-double and Florida topped Delaware State, 85-51, on Wednesday at Exactech Arena at the Stephen C. O'Connell Center in the team's final non-conference game of the season.

After jumping out to a 22-10 lead in the first quarter, the Gators used a 28-9 second quarter scoring advantage to put the game away by halftime as they entered the locker room with a commanding 50-19 margin.

Lorenzen and **Funda Nakkasoglu** both logged 11 points during the first half when Florida (8-5) shot 52.8 percent (19-36) from the floor overall, including a 6-of-16 effort from long range. Delaware State (1-10) hit just 23.1 percent (9-39) during the first half with a 1-of-14 mark from deep.

The Lady Hornets came alive in the third quarter and outscored the Gators, 21-19, converting eight UF turnovers into seven points.

Florida returned to the long-ball for the fourth quarter, sinking 4-of-7 with **Paulina Hersler**, **Nakkasoglu**, **Dyandria Anderson** and **Sydney Searcy** each knocking down one during a one minute-45 second span early in the frame as the Gator lead swelled from 27 to 37 with 4:51 remaining.

Lorenzen led all scorers with 18 points and 12 rebounds to mark her seventh double-double this season and 11th of her career.

Hersler notched 15 points and eight rebounds, while Nakkasoglu finished with 14 points and five assists, with Anderson and Searcy both added with 11 points.

Delicia Washington had her career-long eight-game double-figure scoring streak snapped with six points on Wednesday, but did corral 12 rebounds and help Florida win the rebounding battle, 68-35.

Lorenzen Joins Scoring Club

- With 4:14 remaining in the second quarter, Lorenzen knocked down a three-pointer from the top of the arc and became the 25th Gator to score 1,000 points in a career.
- She hit the milestone during her 103rd game played and was the 21st-fastest to reach the scoring plateau.
- Lorenzen finished the game with 1,011 career points.

Numbers of Note

- Florida's 68 rebounds were the fourth-most in a game in program history and the most since collecting 70 against New Hampshire, Dec. 28, 1991.
- The Gators recorded 10 three-pointers, the sixth time for double-digit treys this season.
- Seven different Gators hit a three-pointer, paced by Searcy's 3-for-4 effort.

Quotes from the Court – UF Head Coach Cameron Newbauer - Opening Statement

"We won and took care of business. It wasn't the prettiest game. We would like to have more assists and less turnovers. It wasn't quite what we scripted but, we took care of the ball and shared it. We could have made some better decisions here and there but, 10-of-29 from three we'll take that.

"Hats off to Haley Lorenzen for getting her 1,000 point here at home. Great game for her, 18 (points) and 12 (rebounds).

"We needed to get her some more touches inside at times. H squared, Hersler and Haley going for 30 plus and a lot of rebounds as well. Any time we are getting that kind of production from them inside, it's a good thing and no I'm not just reading the stat sheet but, I am. Now, it's on to SEC play. We have to get better and tougher right away."

Official Basketball Box Score -- Game Totals -- Final Statistics

Florida vs Auburn
12/31/17 3:05 pm at Auburn Arena -- Auburn, Ala.

Florida 55 • 8-6, 0-1 SEC

#	Player	Total		3-Ptr		Rebounds		PF	TP	A	TO	Blk	Stl	Min
		FG-FGA	FG-FGA	FT-FTA	FT-FTA	Off	Def							
12	Hersler, Paulina	f	4-5	1-2	3-3	3	6	9	2	12	0	6	0	31
44	Lorenzen, Haley	f	0-3	0-0	0-0	1	5	6	2	0	4	3	1	0
00	Washington, Delicia	g	3-10	0-4	3-6	2	5	7	4	9	1	4	0	26
03	Nakkasoglu, Funda	g	4-11	2-6	5-6	1	1	2	3	15	2	7	0	36
11	Anderson, Dyandria	g	3-8	2-5	1-2	2	4	6	1	9	2	5	0	35
01	Johnson, Tameria		0-0	0-0	0-0	0	0	0	0	0	0	0	0	0+
05	Portakal, Elif		0-1	0-0	0-0	0	0	0	0	0	0	0	0	1
15	Searcy, Sydney		3-5	1-3	1-3	0	2	2	2	8	0	2	0	22
23	Thomas, Jalaysha		0-0	0-0	0-0	0	1	1	0	0	0	0	0	5
24	Hayes, Mikayla		1-2	0-0	0-2	1	1	2	2	2	0	1	1	0
Team						2	0	2						
Totals			18-45	6-20	13-22	12	25	37	16	55	9	28	2	200
1st - FG %: 7-14 50.0% 2nd: 5-11 45.5% 3rd: 5-13 38.5% 4th: 1-7 14.3% Game: 18-45 40.0% Deadball Rebounds 4,1														
3FG %: 1-6 16.7% 3-4 75.0% 1-2 50.0% 4-5 80.0% 1-3 33.3% 6-20 30.0%														
FT %: 3-4 75.0% 1-2 50.0%														

Auburn 84 • 10-3, 1-0 SEC

#	Player	Total		3-Ptr		Rebounds		PF	TP	A	TO	Blk	Stl	Min
		FG-FGA	FG-FGA	FT-FTA	FT-FTA	Off	Def							
15	Jones, Jazmine	f	4-9	0-0	1-2	7	0	7	3	9	4	0	0	33
20	Thompson, Unique	f	3-16	0-0	2-4	10	2	12	3	8	1	2	0	39
05	Jones, Emari	g	6-11	4-6	2-2	1	4	5	4	18	0	1	0	32
14	Lewis, Tiffany	g	0-4	0-4	0-0	0	0	0	2	0	0	0	1	3
33	McKay, Janiah	g	9-21	0-4	7-8	1	3	4	1	25	5	1	1	35
00	Alexander, Daisa		9-20	3-9	0-0	0	2	2	3	21	1	1	0	27
04	Jackson, Abigail		1-1	1-1	0-0	0	0	0	2	3	0	0	0	5
12	Wright, Justice		0-0	0-0	0-0	0	1	1	0	0	0	0	0	1
21	Lopez, Isabella		0-0	0-0	0-0	0	1	1	0	0	0	0	0	1
23	Jones, Jessica		0-1	0-0	0-0	2	2	4	2	0	0	0	0	13
32	Toure, Sira		0-0	0-0	0-0	0	0	0	0	0	0	0	1	3
Team						3	4	7						
Totals			32-83	8-24	12-16	24	19	43	20	84	11	5	2	200
1st - FG %: 5-24 20.8% 2nd: 7-20 35.0% 3rd: 9-18 50.0% 4th: 11-21 52.4% Game: 32-83 38.6% Deadball Rebounds 5,1														
3FG %: 2-8 25.0% 2-9 22.2% 1-2 50.0% 3-5 60.0% 8-24 33.3%														
FT %: 3-4 75.0% 4-6 66.7% 0-0 0.0%														

Officials: Michael McConnell, Eric Koch, Meadow Overstreet
Technical fouls: Florida-None, Auburn-None.
Attendance: 1788

Score by periods	1st	2nd	3rd	4th	Total
Florida	22	14	15	4	55
Auburn	15	20	19	30	84

Last FG - UF 4th-08:19, AU 4th-00:27.
Largest lead - UF by 16 1st-03:19, AU by 29 4th-00:27.
UF led for 18:52, AU led for 18:07. Game was tied for 03:01.

Score tied - 2 times.
Lead changed - 3 times.

Game 14: Auburn 84, Florida 55

December 31, 2017 * Auburn Arena * Auburn, AL

Florida could not have started its Southeastern Conference opener against Auburn any better and it could not have finished it any worse, as the Gators dropped an 84-55 decision at Auburn Arena on Sunday in the league openers for both schools.

The Gators jumped out to an 18-2 lead to start the game and the Tigers outscored Florida, 30-4, in the fourth quarter.

Junior **Funda Nakkasoglu** led Florida with 15 points, while **Paulina Hersler** scored 12 with a team-high nine rebounds.

Three Tigers reached double-digit scoring, paced by Janiah McKay's 25 points.

Runs, Runs and more Runs in First Half

Florida (8-6, 0-1 SEC) scored the first nine points of the game and raced out to an 18-2 lead, before Auburn stormed back with a 15-4 run to end the frame and the Gator lead was down to 22-15 by the end of the first quarter.</

2017-18 Florida Final Box Scores & Recaps

Official Basketball Box Score -- Game Totals -- Final Statistics

Alabama vs Florida

01/04/18 7 pm ET at Gainesville, FL * Exactech Arena

Alabama 63 • 11-4, 1-1 SEC

#	Player	Total		3-Ptr		Rebounds			PF	TP	A				Min
		FG-FGA	FG-FGA	FT-FTA	FT-FTA	Off	Def	Tot			A	Tot	Blk	Stl	
01	Bolton, Quanetria	f	2-6	1-2	2-2	2	2	4	0	7	0	1	0	0	22
20	Williams, Ashley	f	6-11	0-0	0-0	1	4	5	2	12	1	1	0	0	27
03	Lewis, Jordan	g	2-6	0-1	0-0	1	5	6	1	4	1	3	0	0	32
11	Cook, Hannah	g	5-12	0-5	1-2	0	3	3	1	11	1	0	0	1	32
23	Wade, Shaquera	g	4-7	1-2	0-0	2	3	5	3	9	0	2	0	1	29
02	Richardson, Amber		0-0	0-0	0-0	0	0	0	0	0	0	1	0	0	1
05	da Silva, Alana		1-1	0-0	0-0	0	1	1	0	2	1	0	0	0	6
25	Knight, Coco		2-6	0-0	1-2	2	0	2	1	5	0	0	0	2	10
13	Knight, Meoshonti		0-1	0-0	0-2	0	2	2	0	0	0	0	0	0	11
25	Knight, Ashley		2-6	0-0	2-3	2	4	6	1	6	1	2	3	0	12
40	Walker, Jasmine		3-10	1-4	0-0	3	1	4	1	7	0	1	0	3	18
	Team					4	2	6							
Totals			27-66	3-14	6-11	17	27	44	10	63	5	12	3	7	200
1st - FG %:		7-18	38.9%	2nd: 7-14	50.0%	3rd: 7-21	33.3%	4th: 6-13	46.2%	Game: 27-66	40.9%	Deadball			
3FG %:		1-3	33.3%	0-2	0.0%	2-6	33.3%	0-3	0.0%	3-14	21.4%	Rebounds			
FT %:		1-2	50.0%	1-3	33.3%	1-2	50.0%	3-4	75.0%	6-11	54.5%	3			

Florida 54 • 8-7, 0-2 SEC

#	Player	Total		3-Ptr		Rebounds			PF	TP	A				Min
		FG-FGA	FG-FGA	FT-FTA	FT-FTA	Off	Def	Tot			A	Tot	Blk	Stl	
12	Hersler, Paulina	f	3-10	2-6	0-0	3	6	9	1	8	1	1	1	2	35
44	Lorenzen, Haley	f	6-11	0-0	2-2	1	6	7	4	14	4	2	1	1	35
00	Washington, Delicia	g	2-10	2-5	0-0	0	6	6	4	6	4	6	0	0	33
03	Nakkasoglu, Funda	g	4-11	3-8	0-0	0	0	0	1	11	3	4	0	0	33
11	Anderson, Dyandria	g	4-11	3-8	2-2	0	0	0	2	13	3	4	1	2	35
05	Portakal, Elif		0-0	0-0	0-0	0	0	0	0	0	0	0	0	0	6
15	Searcy, Sydney		0-2	0-1	0-0	1	3	4	1	0	1	0	0	0	13
23	Thomas, Jalaysha		0-1	0-0	0-0	1	0	1	0	0	0	0	0	0	3
24	Hayes, Mikayla		1-1	0-0	0-1	1	2	3	1	2	0	0	0	0	7
	Team					4	1	5							
Totals			20-57	10-28	4-5	11	24	35	14	54	16	17	3	5	200
1st - FG %:		4-15	26.7%	2nd: 6-16	37.5%	3rd: 6-11	54.5%	4th: 4-15	26.7%	Game: 20-57	35.1%	Deadball			
3FG %:		1-8	12.5%	5-8	62.5%	2-4	50.0%	2-8	25.0%	10-28	35.7%	Rebounds			
FT %:		0-1	0.0%	0-0	0.0%	2-2	100.0%	2-2	100.0%	4-5	80.0%	0			

Officials: Bryan Enterline, Mark Resch, Chaney Muench

Technical fouls: Alabama-None. Florida-None.

Attendance: 1305

Score by periods	1st	2nd	3rd	4th	Total
Alabama	16	15	17	15	63
Florida	9	17	16	12	54

Last FG - UA 4th-01:48, UF 4th-06:39.

Largest lead - UA by 10 2nd-03:36, UF by 2 1st-09:39.

UA led for 33:25, UF led for 03:49. Game was tied for 02:46.

Score tied - 5 times.

Lead changed - 3 times.

Game 15: Alabama 63, Florida 54

January 4, 2018 * Exactech Arena * Gainesville, FL

Florida's offense in the final 5:21 of Thursday's game matched the frigid temperatures outside, as the Gators missed their final nine shots and dropped a 63-54 decision to Alabama.

The Crimson Tide (11-4, 1-1 SEC) outscored the Gators, 11-0, to end the game after Florida had erased a third quarter, double-digit deficit and took the lead.

Haley Lorenzen scored 12 of her game-high 14 points in the second half, while UF's leading scorer **Funda Nakkasoglu** scored all of her 11 points in the final 14:36 of the game.

Dyandria Anderson recorded 13 points and **Paulina Hersler** flirted with a double-double, finishing with eight points and a game-high nine rebounds.

How it Happened

Florida (8-7, 0-2 SEC) trailed by 10 points with 6:34 remaining in the third quarter and ripped off a 10-1 run with Dyandria Anderson connecting on a three and a pair of free throws to start the march before Nakkasoglu added a trey and Lorenzen capped it with a layup and 3:57 left in the frame.

Alabama closed the period on a 7-3 spurt and took a 48-42 lead into the final quarter.

Nakkasoglu, who scored all of her 11 points in the final 14:36 of the game, launched a three-pointer to start the fourth and led the Gators on a 10-2 run to take a 52-50 lead with 6:39 remaining.

Shaquera Wade came back with an inside bucket and tied the game before Lorenzen coolly converted a pair of free throws and put the Gators back on top, 56-54, with 5:21 on the clock.

Florida, however, went cold from floor from that point on, missing its final nine shots and the Tide took advantage by scoring the final 11 points and earning its first SEC win of the season.

There were three lead changes and five tied scores during the game, with three of those even scores and two of the lead changes coming in the fourth quarter.

Individual Numbers of Note

- Lorenzen was UF's leading scorer for the fifth time this year and 11th time in her career.
- Lorenzen (14 points), Anderson (13) and Nakkasoglu (11) each scored in double-digits.
- Delicia Washington scored her 500th career point during the game

Numbers of Note

- The Gators dished 16 assists with 20 made field goals.
- UF recorded its seventh game this season with double-digit three-pointers, connecting on 10-of-28 against Alabama.
- Tonight marked Florida's sixth game this season decided by 10 points or less (3-3 record in those games).
- UF's 26 first-half points was tied for the fewest this season (also 26 vs. Florida State, Nov. 17)
- This was just the third game UF has shot less than 40 percent from the floor and is now 0-3 when doing so.
- Florida committed 17 turnovers that Alabama converted into 18 points.
- Alabama collected 17 offensive rebounds and turned those into 14 points.

Quotes from the Court - UF Coach Cameron Newbauer

Opening Statement:

"Frustration – it is the exact same thing. We gave up 17 offensive rebounds. We had some bad turnovers. Had a tough turnover in transition, then two plays later had another really tough one in transition. Valuing the ball and possessions more is important. We had some bad shots at the end of the game where we had a chance to tie the game or take the lead, but it was kind of the same old, same old – which is frustrating. We have got to put ourselves up immediately because we play a game at Ole Miss in two days. No rest for the weary."

Official Basketball Box Score -- Game Totals -- Final Statistics

Florida vs Ole Miss

01/07/18 2 p.m. at Oxford, Miss. (The Pavilion at Ole Miss)

Florida 75 • 8-8, 0-3 SEC

#	Player	Total		3-Ptr		Rebounds			PF	TP	A				Min
		FG-FGA	FG-FGA	FT-FTA	FT-FTA	Off	Def	Tot			A	Tot	Blk	Stl	
00	Washington, Delicia	*	3-9	0-0	3-4	1	9	10	5	9	7	3	0	1	35
03	Nakkasoglu, Funda	*	6-18	5-14	1-2	0	0	0	2	18	2	3	0	2	48
11	Anderson, Dyandria	*	5-7	2-4	0-1	2	4	6	0	12	2	6	0	1	44
12	Hersler, Paulina	*	5-12	1-7	1-3	4	7	11	3	12	1	1	0	1	42
44	Lorenzen, Haley	*	6-12	1-2	6-6	5	5	10	3	19	2	3	0	1	43
01	Johnson, Tamera		0-0	0-0	0-0	0	0	0	1	0	0	0	0	0	1
05	Portakal, Elif		0-0	0-0	0-0	0	0	0	0	0	0	0	0	0	2
15	Searcy, Sydney		0-7	0-5	0-2	1	2	3	0	0	0	2	0	1	20
23	Thomas, Jalaysha		0-0	0-0	0-0	0	1	1	0	0	1	0	0	0	6
24	Hayes, Mikayla		2-4	1-1	0-0	0	1	1	2	5	1	0	0	1	9
	Team					2	4	6							
Totals			27-69	10-33	11-18	15	33	48	16	75	16	18	0	8	250
1st - FG %:		5-10	50.0%	2nd: 3-14	21.4%	3rd: 6-17	35.3%	4th: 10-20	50.0%	Game: 27-69	39.1%	Deadball			
3FG %:		2-3	66.7%	1-7	14.3%	3-8	37.5%	2-9	22.2%	10-33	30.3%	Rebounds			
FT %:		0-0	0.0%	2-3	66.7%	3-4	75.0%	0-1	0.0%	11-18	61.1%	4,1			

Ole Miss 78 • 11-5, 1-2 SEC

#	Player	Total		3-Ptr		Rebounds			PF	TP	A				Min
		FG-FGA	FG-FGA	FT-FTA	FT-FTA	Off	Def	Tot			A	Tot	Blk	Stl	
00	Nixon, Chyna	*	2-6	0-3	0-0	2	1	3	3	4	1	2	0	0	17
01	Glover, Bree	*	1-3	0-0	2-2	4	5	9	3	4	0	2	1	1	28
20	Muhammad, Madinah	*	3-23	1-13	4-4	0	2	2	1	11	9	2	0	2	41
25	Alston, Alissa	*	5-15	2-6	2-4	2	5	7	3	14	4	3	0	3	49
02	Gibson, Shelby	*	2-5	0-0	2-2	1	2	3	5	6	1	1	1	2	20
42	Hatcher, Marlee		0-1	0-1	0-0	0	0	0	0	0	0	0	0	0	4
10	Muhate, Cecilia		0-0	0-0	0-0	0	0	0	0	0	0	0	0	0	2
12	Johnson, Barbara		1-4	1-2	0-0	0	0	0	0	3	1	0	0	0	7
32	Rodgers, Kate		3-3	0-0	2-2	6	3	9	3	8	0	0	0	0	22
44	Lewis, Torri		4-11	4-10	0-0	0	1	1	0	12	1	2	0	1	32
55	Taylor, Promise		7-10	0-0	2-2	3	5	8	2	16	3	2	1	0	28
	Team					2	4	6							
Totals			28-81	8-35	14-16	20	28	48	20	78	20	14	3	9	250
1st - FG %:		7-17	41.2%	2nd: 5-17	29.4%	3rd: 6-17	35.3%	4th: 4-12	33.3%	Game: 28-81	34.6%	Deadball			
3FG %:		2-10	20.0%	2-8	25.0%	2-8	25.0%	2-5	40.0%	8-35	22.9%	Rebounds			
FT %:		1-1	100.0%	2-2	100.0%	5-5	100.0%	2-4	50.0%	14-16	87.5%	1,2			

Officials: Bob Trammell, Darren McClure, Missy Brooks

Technical fouls: Florida-None. Ole Miss-None.

Attendance: 1323

Score by periods	1st	2nd	3rd	4th	OT	OT2	Total
Florida	12	9	18	22	9	5	75
Ole Miss	17	14	18	12	9	8	78

Last FG - UF OT2-00:57, OM OT2-01:21.

Largest lead - UF by 3 1st-06:14, OM by 15 3rd-05:37.

UF led for 04:47, OM led for 40:44. Game was tied for 04:26.

Game 16: Ole Miss 78, Florida 75 - 2OT

January 7, 2018 * The Pavilion at Ole Miss * Oxford, Miss

Florida dropped a thrilling 78-75 double-overtime decision at Ole Miss on Sunday. The Gators trailed nearly the entire regulation period and by as many as 15 with 5:37 remaining in the third quarter, before staging their comeback that nearly produced the team's first SEC win of the year.

Instead, the Rebels captured their first league victory with clutch free throws, as Madinah Muhammad, who was held in check for the majority of the contest, came through when her team needed her most. The junior was 2-of-19 shooting from the floor without a free throw attempt and just five points through regulation after entering the game netting nearly 19 points per outing. She finished the game with 11 points that included a 4-of-4 effort from the line during the second overtime. With Ole Miss down one with 2.7 seconds remaining in the second extra frame, Muhammad calmly sank both

2017-18 Florida Final Box Scores & Recaps

Official Basketball Box Score -- Game Totals -- Final Statistics

Kentucky vs Florida

01/11/18 7 pm ET at Gainesville, FL * Exactech Arena

Kentucky 56 • 9-9, 1-3 SEC

#	Player	Total		3-Ptr		Rebounds			PF	TP	A					Min
		FG-FGA	FT-FTA	FG-FGA	FT-FTA	Off	Def	Tot			Tot	Blk	Stl			
14	Wyatt, Tatyana	f	3-11	0-2	0-0	0	6	6	2	6	0	2	0	0	0	33
45	Rice, Alyssa	c	0-2	0-0	0-0	1	2	3	1	0	1	0	0	0	0	18
04	Morris, Maci	g	2-4	0-1	1-2	1	5	6	0	5	2	1	0	1	0	20
22	Cann, Makenzie	g	1-2	1-1	0-0	0	0	0	0	3	1	0	0	0	0	15
24	Murray, Taylor	g	8-12	2-2	1-1	3	3	6	2	19	2	2	1	3	37	
02	Poffenberger, Paige		0-0	0-0	1-2	0	1	1	0	1	0	1	0	0	0	3
03	McKinney, KeKe		0-2	0-1	0-0	1	0	1	0	0	1	0	0	0	0	7
12	Paschal, Amanda		5-8	2-3	0-0	0	0	0	1	12	1	1	0	2	21	
20	Harrison, Dorie		3-7	0-0	1-2	1	4	5	1	7	2	2	0	0	0	22
32	Roper, Jaida		1-7	1-2	0-0	1	5	6	1	3	1	2	0	0	0	24
Team						2	0	2								
Totals			23-55	6-12	4-7	10	26	36	8	56	10	12	1	6	200	
1st FG %:		5-15	33.3%	2nd: 4-13	30.8%	3rd: 7-15	46.7%	4th: 7-12	58.3%	Game: 23-55	41.8%					
3FG %:		1-3	33.3%	1-3	33.3%	1-2	50.0%	3-4	75.0%	6-12	50.0%					
FT %:		0-0	0.0%	0-0	0.0%	1-2	50.0%	3-5	60.0%	4-7	57.1%					
Deadball Rebounds															3	

Florida 53 • 8-9, 0-4 SEC

#	Player	Total		3-Ptr		Rebounds			PF	TP	A					Min
		FG-FGA	FT-FTA	FG-FGA	FT-FTA	Off	Def	Tot			Tot	Blk	Stl			
12	Hersler, Paulina	f	7-13	3-8	2-2	3	5	8	0	19	1	0	0	1	34	
44	Lorenzen, Haley	f	4-9	1-1	0-0	2	8	10	3	9	1	1	0	2	32	
00	Washington, Delicia	g	1-8	1-4	0-0	5	4	9	2	3	4	5	0	1	32	
03	Nakkasoglu, Funda	g	3-15	2-10	0-0	1	0	1	1	8	2	1	1	1	33	
11	Anderson, Dyandria	g	4-10	2-8	0-0	0	3	3	1	10	5	1	0	0	33	
01	Johnson, Tamera		0-0	0-0	0-0	1	0	1	1	0	0	0	0	0	0+	
05	Portakal, Elif		0-1	0-1	0-0	0	0	0	0	0	0	0	0	0	2	
15	Searcy, Sydney		1-3	1-3	0-0	1	0	1	0	3	1	3	0	0	20	
23	Thomas, Jalaysha		0-0	0-0	0-0	1	0	1	0	0	0	0	0	0	2	
24	Hayes, Mikayla		0-2	0-1	1-2	1	0	1	2	1	1	0	2	0	12	
Team						1	2	3			2					
Totals			20-61	10-36	3-4	16	22	38	10	53	15	13	3	5	200	
1st FG %:		4-17	23.5%	2nd: 3-13	23.1%	3rd: 7-14	50.0%	4th: 6-17	35.3%	Game: 20-61	32.8%					
3FG %:		2-8	25.0%	0-7	0.0%	7-12	58.3%	1-9	11.1%	10-36	27.8%					
FT %:		0-0	0.0%	2-2	100.0%	0-0	0.0%	1-2	50.0%	3-4	75.0%					
Deadball Rebounds															0	

Officials: Billy Smith, Brian Garland, Maj Forsberg
Technical fouls: Kentucky-None, Florida-None.
Attendance: 1509

Score by periods	1st	2nd	3rd	4th	Total
Kentucky	11	9	16	20	56
Florida	10	8	21	14	53

Last FG - UK 4th 00:54, UF 4th 00:06.
Largest lead - UK by 9 1st-04:08, UF by 7 3rd-06:37.
UK led for 22:57, UF led for 14:53. Game was tied for 02:10.

Game 17: Kentucky 56, Florida 53

January 11, 2018 * Exactech Arena * Gainesville, FL

Senior **Paulina Hersler** tied her career with 19 points to lead the Gators offensively in another tough Southeastern Conference battle. Florida, however, came up just short in a 56-53 setback to Kentucky on Thursday at Exactech Arena at the Stephen C. O'Connell Center.

There were eight lead changes and three tied scores in the thriller that marked Florida's eighth game this season decided by 10 points or less, with three of those coming in league play.

Dyandria Anderson scored 10 points with five assists, while **Haley Lorenzen** added nine points with a game-high 10 rebounds.

How It Happened

The Gators overcame an early nine-point deficit and rallied for a seven-point lead with 6:37 remaining in the third quarter, as Florida drilled its first five three-point attempts of the second half to take the 33-26 edge.

The teams went back and forth for the remainder of the third and Florida held a 39-36 lead entering the fourth quarter. During the deciding final period, Kentucky's Amanda Paschal scored 10 points, hitting 2-of-2 three-pointers, while Taylor Murray tallied eight points that included a dagger three with 54 seconds remaining that gave the Wildcats a 54-49 lead.

Kentucky used a 6-2 spurt late when Florida missed five of six field goals tries to take the five-point edge with under a minute to play.

The Gators continued to fight and collected a pair of offensive rebounds during their next possession before Anderson put in a short shot with 26 seconds remaining and UF was within three.

Delicia Washington came up with a steal three seconds later, however, Florida missed it attempt. The loose rebound was tipped off UK and Florida again had another chance with 14 seconds left.

The Gators missed two shots, but a third offensive board, this one by Hersler who put it back in with 6.5 seconds left and drew Florida within one point, 54-53. Florida immediately fouled Maci Morris, who missed her first free throw but made the second for a two-point UK edge.

The Gators setup for their final possession but **Funda Nakkasoglu**'s three-point attempt to win it we off the mark and the Wildcats collected the defensive board and made one additional free throw for the final score.

Coming Back

- Florida's shot was off the mark to begin the game, as Kentucky scored the first seven points of the contest.
- The Gators missed their first eight shots before Hersler put back one of her three offensive rebounds for a score.
- UF was 1-of-12 from the field before Searcy connected on a three-pointer that began to chip away at UK's 11-2 lead.

Diggin' the Long Ball

- Florida knocked down 10-of-36 three-pointers, as six different Gators contributed from deep, with Hersler (3 three-pointers), Nakkasoglu (2), Anderson (2), Lorenzen, Washington and **Sydney Searcy** each hitting.
- It was the ninth game this year UF has recorded double-digit threes.

Florida Coach Cameron Newbauer - Opening Statement:

"Obviously it's frustrating and you don't want to focus on results, but we had a chance. Defensively, we held them to 56, which is really good, but their third and fourth quarter shooting percentages were just too good -- hats off to them for the way they shot the ball. We had some untimely turnovers in the first half, the same-old ones that we have been having. We have to keep fighting. We fought tonight and the effort was there, we just have to tighten up on some miscues. We have to get better, we have a lot of basketball left and we are going to learn and grow -- that is all we can ask for."

Official Basketball Box Score -- Game Totals -- Final Statistics

LSU vs Florida

01/14/18 1 pm ET at Gainesville, FL * Exactech Arena

LSU 66 • 11-5, 3-2 SEC

#	Player	Total		3-Ptr		Rebounds			PF	TP	A					Min
		FG-FGA	FT-FTA	FG-FGA	FT-FTA	Off	Def	Tot			Tot	Blk	Stl			
05	MITCHELL, Ayana	f	6-9	0-0	0-0	4	9	13	4	12	5	4	0	3	36	
24	AIFUWA, Faustine	c	3-7	0-0	0-2	2	2	4	2	6	1	1	3	0	22	
00	JACKSON, Chloe	g	7-18	3-7	6-7	0	4	4	4	23	3	2	1	2	38	
11	LOUIS, Raigyne	g	2-5	0-3	0-0	0	1	1	5	4	0	0	0	0	18	
13	RICHARD-HARRIS, J.	g	1-6	0-4	0-0	0	4	4	1	2	3	3	0	1	33	
02	NORTON, Shanice		1-2	0-0	0-0	1	1	2	0	2	0	0	0	0	6	
03	POINTER, Khayla		6-11	2-5	3-3	2	3	5	3	17	3	2	0	2	33	
10	PATTERSON, Dekeriyia		0-1	0-1	0-0	1	0	1	1	0	0	1	0	0	3	
15	BIDIKUJINDILA, Y.		0-0	0-0	0-0	1	1	2	0	0	0	2	0	0	7	
44	NEUBERT, Tatum		0-2	0-1	0-0	0	0	0	0	0	0	1	0	0	4	
Team						0	3	3								
Totals			26-61	5-21	9-12	11	28	39	20	66	15	16	4	8	200	
1st FG %:		7-17	41.2%	2nd: 6-14	42.9%	3rd: 9-18	50.0%	4th: 4-12	33.3%	Game: 26-61	42.6%					
3FG %:		1-7	14.3%	0-4	0.0%	3-6	50.0%	1-4	25.0%	5-21	23.8%					
FT %:		1-1	100.0%	1-1	100.0%	0-2	0.0%	7-8	87.5%	9-12	75.0%					
Deadball Rebounds															2,1	

Florida 59 • 8-10, 0-5 SEC

#	Player	Total		3-Ptr		Rebounds			PF	TP	A					Min
		FG-FGA	FT-FTA	FG-FGA	FT-FTA	Off	Def	Tot			Tot	Blk	Stl			
12	Hersler, Paulina	f	4-11	2-7	0-0	0	4	4	4	10	0	1	0	0	29	
44	Lorenzen, Haley	f	8-15	0-0	4-7	7	3	10	2	20	2	2	0	1	37	
00	Washington, Delicia	g	4-13	1-5	2-2	4	9	13	5	11	3	4	0	2	36	
03	Nakkasoglu, Funda	g	4-11	3-9	0-0	0	1	1	1	11	3	1	0	0	36	
11	Anderson, Dyandria	g	0-6	0-4	3-4	3	3	6	0	3	2	3	0	0	31	
01	Johnson, Tamera		1-1	0-0	0-0	0	0	0	2	2	0	1	0	2	2	
15	Searcy, Sydney		0-6	0-6	0-0	0	0	0	2	0	0	2	0	1	15	
23	Thomas, Jalaysha		1-1	0-0	0-0	1	3	4	0	2	0	0	0	0	10	
24	Hayes, Mikayla		0-0	0-0	0-0	0	0	0	2	0	0	1	0	0	4	
Team						2	2	4			1					
Totals			22-64	6-31	9-13	17	25	42	18	59	10	16	0	6	200	
1st FG %:		8-14	57.1%	2nd: 5-13	38.5%	3rd: 3-13	23.1%	4th: 6-24	25.0%	Game: 22-64	34.4%					
3FG %:		3-8	37.5%	1-7	14.3%	1-9	11.1%	4-5	80.0%	6-31	19.4%					
FT %:		0-0	0.0%	3-5	60.0%	2-3	66.7%			9-13	69.2%					
Deadball Rebounds															0	

Officials: Mark Zentz, Gina Cross, Bruce Morris
Technical fouls: LSU-None, Florida-None.
Attendance: 1332
LSU#11 R.Louis fouls out at 3:49(4), UF#00 D.Washington at 0:20(8:4)

Score by periods	1st	2nd	3rd	4th	Total
LSU	16	13	21	16	66
Florida	19	14	9	17	59

Last FG - LSU 4th 01:38, UF 4th 00:11.
Largest lead - LSU by 15 4th-07:58, UF by 12 2nd-07:03.
LSU led for 22:40, UF led for 15:00. Game was tied for 02:04.

Game 18: LSU 66, Florida 59

January 14, 2018 * Exactech Arena * Gainesville, FL

Haley Lorenzen and **Delicia Washington** both recorded double-doubles and Florida was involved in its fourth consecutive game decided by single digits, however, the Gators were unable to overcome a rough third quarter in a 66-59 loss to LSU at Exactech Arena at the O'Connell Center.

Lorenzen tied her career-high of 20 points and added 10 rebounds -- seven offensive -- for her ninth double-double this season and 13th of her career. Washington scored 11 points with 13 boards for her third double-double this year and fourth of career.

Funda Nakkasoglu added 11 points with three assists, while **Paulina Hersler** tallied 10 points for Florida (8-10, 0-5 SEC).

Florida outscored LSU in three of the four quarters. It was that third quarter that became the Gator's undoing, as the Tigers (11-5, 3-2 SEC) posted a 21-9 scoring advantage that proved to be the difference in the game.

Florida overcame an early 10-4 deficit and closed with the first quarter with a 12-9 edge to hold a 19-16 lead after the first 10 minutes. Unselfish team play produced a layup by **Jalaysha Thomas**, who collected an offensive rebound on the next series that resulted in a three-pointer from Nakkasoglu, who followed with a layup on the next series. Lorenzen capped the 9-0 run and flipped a six-point deficit into a three-point lead.

2017-18 Florida Final Box Scores & Recaps

Official Basketball Box Score -- Game Totals -- Final Statistics

Florida vs Arkansas

01/18/18 6:10 p.m. at Fayetteville, Ark. (Bud Walton Arena)

Florida 65 • 9-10, 1-5 SEC

#	Player	Total		3-Ptr		Rebounds			PF	TP	A TO Blk Stl					Min
		FG-FGA	FG-FGA	FT-FTA	FT-FTA	Off	Def	Tot			A	TO	Blk	Stl		
12	Hersler,Paulina	f	8-13	3-5	0-1	2	5	7	1	19	1	1	0	0		32
44	Lorenzen,Haley	f	5-11	0-1	2-2	2	8	10	0	12	5	1	1	1		31
00	Washington,Delicia	g	6-15	0-4	2-2	2	7	9	0	14	3	1	0	2		27
03	Nakkasoglu,Funda	g	2-7	1-5	2-2	0	4	4	1	7	1	4	0	0		36
11	Anderson,Dyandria	g	2-9	1-6	0-0	3	6	9	2	5	3	1	0	0		31
01	Johnson,Tameria		1-2	0-0	0-0	0	2	2	0	2	1	1	0	1		5
15	Searcy,Sydney		2-8	2-6	0-0	1	3	4	3	6	0	2	0	0		21
23	Thomas,Jalaysha		0-3	0-1	0-0	3	1	4	0	0	1	1	0	0		9
24	Hayes,Mikayla		0-1	0-1	0-0	0	2	2	2	0	1	0	0	0		8
	Team					1	2	3								
	Totals		26-69	7-29	6-7	14	40	54	9	65	15	14	1	4		200
1st - FG %: 7-18 38.9% 2nd: 7-19 36.8% 3rd: 2-9 21.9% 4th: 5-13 38.5% Game: 26-69 37.7% Deadball																
3FG %: 2-8 25.0% 0-0 0.0% 2-2 100.0% 0-4 0.0% 7-29 24.1% 2-3 66.7% 0-0 0.0%																
FT %: 2-2 100.0% 0-0 0.0% 2-2 100.0% 0-4 0.0% 6-7 85.7% 0-0 0.0%																

Arkansas 51 • 11-8, 2-4 SEC

#	Player	Total		3-Ptr		Rebounds			PF	TP	A TO Blk Stl					Min
		FG-FGA	FG-FGA	FT-FTA	FT-FTA	Off	Def	Tot			A	TO	Blk	Stl		
10	WILLIAMS, KIARA	f	4-6	0-0	0-0	1	3	4	1	8	0	2	1	0		17
22	ZIMMERMAN, BAILEY	f	0-8	0-7	0-0	1	2	3	1	0	1	1	0	1		26
01	NORTHCROSS-BAKER,	g	2-11	2-7	0-0	2	4	6	0	6	1	0	1	0		29
03	MONK, MALICA	g	9-28	1-5	4-4	2	6	8	3	23	4	2	0	0		39
14	MASON, JAILYN	g	2-12	1-6	0-0	0	6	6	2	5	1	1	0	1		40
04	SWENSON, KEIRYN		3-6	1-4	0-0	1	3	4	1	7	1	1	1	1		26
24	THOMAS,TAYLAH		1-4	0-1	0-0	3	3	6	1	2	0	1	0	0		21
30	WEAVER, MACY		0-1	0-0	0-0	0	0	0	0	0	0	0	0	0		2
	Team					3	2	5								
	Totals		21-76	5-30	4-4	13	29	42	9	51	8	8	3	3		200
1st - FG %: 6-19 31.6% 2nd: 6-19 31.6% 3rd: 2-18 11.1% 4th: 7-20 35.0% Game: 21-76 27.6% Deadball																
3FG %: 1-9 11.1% 3-8 37.5% 1-7 14.3% 0-6 0.0% 5-30 16.7% 4-4 100.0% 2,1																
FT %: 0-0 0.0% 0-0 0.0% 2-2 100.0% 0-6 0.0% 4-4 100.0% 0-0 0.0%																

Officials: Susan Blanch, Denise Brooks, Kevin Pethetl

Technical fouls: Florida-None. Arkansas-None.

Attendance: 1288

Estimated Actual Attendance: 840

Score by periods	1st	2nd	3rd	4th	Total
Florida	18	17	18	12	65
Arkansas	13	15	7	16	51

Points	In	Off	2nd	Fast	Bench
UF	36	6	9	0	8
AR	18	15	9	9	9

Last FG - UF 4th-00:23, AR 4th-03:18.

Largest lead - UF by 18 3rd-00:26, AR None.

UF led for 39:37, AR led for 00:00. Game was tied for 00:23.

Score tied - 0 times.
Lead changed - 0 times.

Game 19: Florida 65, Arkansas 51

January 18, 2018 * Bud Walton Arena * Fayetteville, Ark.

Paulina Hersler tied her career-high of 19 points. Haley Lorenzen tallied a double-double and Florida defeated Arkansas, 65-51, at Bud Walton Arena to earn its first SEC win of the season.

Hersler and Lorenzen, who comprise the Gator's frontcourt, combined for 31 points and 17 rebounds and led Florida's effort in the paint, where it outscored Arkansas, 36-18.

The Gators (9-10, 1-5 SEC), who never trailed during the game, use an impressive third quarter to build an 18-point lead and stood up to the Razorback's fourth-quarter rally to become just the second team in 10 games to defeat Arkansas (11-8, 2-4 SEC) in Fayetteville this year.

Delicia Washington also added a double-figure scoring night with 14 points and nine rebounds, while Lorenzen capped the game with 12 points, 10 rebounds and tied her career-high of five assists.

Big Third Quarter by the Gators

The Gators controlled the third quarter and held an 18-7 scoring advantage over the Razorbacks, who managed to hit just 11.1 percent (2-18) during the quarter when Florida shot a steady 36.8 percent (7-19).

Combined with Hersler's three-pointer that ended the second quarter, Florida scored 13 straight points after Arkansas had cut the Gator lead to four with 26 seconds remaining in the first half.

Hersler had eight points during that spurt, with Dyandria Anderson adding a three-pointer and Washington knocking down a pair from the line.

Arkansas scored the next four points, but Florida responded with 10 consecutive points for a 53-35 lead and 26 seconds left in the third quarter.

Standing their Ground in the Fourth Quarter

Arkansas jumped out with the first seven points as part of a 11-2 run to start the fourth quarter and cut Florida's lead to 10 points, 55-45, with 6:58 remaining.

During the first 3:14 of the period, Florida had three turnovers – two of them unforced – that resulted in four points. The Razorbacks also collect a pair of offensive rebounds during the early spurt that helped in the host's 8-2 spurt.

Washington and Lorenzen added buckets before Arkansas came right back with six consecutive points and Florida's lead was down to single digits with 3:51 to play.

Hersler stepped up with a tough inside basket and Nakkasoglu followed with a pair of free throws with 39 seconds remaining before Washington closed the game's scoring with a layup.

First Half at a Glance

Florida jumped out to a quick 9-0 lead with scoring from Washington, Hersler (five points) and Lorenzen that forced an early Arkansas timeout just 2:24 into the game.

The Razorbacks responded out of the break with the next four points and the team traded buckets over next four minutes before Arkansas cut UF's lead to two on a three-pointer from Malica Monk with 1:47 left in the opening quarter.

Sydney Searcy answered with a trey for the Gators who ended the quarter with an 18-13 lead.

Funda Nakkasoglu started the second with a three-pointer and with Searcy's bucket ignited a 13-2 run that gave Florida a 28-15 lead with 6:23 remaining in the second. Searcy capped the spree with her second trey, just one game after missing all six of her long-range attempts.

Hersler had the other two buckets during the march, as she ended the first half with 12 points, capping the period's scoring with her second three that answered the Razorback's pair of treys and Florida marched into the locker room with a 35-28 lead.

Official Basketball Box Score -- Game Totals -- Final Statistics

Ole Miss vs Florida

01/21/18 1 pm ET at Gainesville, FL * Exactech Arena

Ole Miss 60 • 11-8, 1-5 SEC

#	Player	Total		3-Ptr		Rebounds			PF	TP	A TO Blk Stl					Min
		FG-FGA	FG-FGA	FT-FTA	FT-FTA	Off	Def	Tot			A	TO	Blk	Stl		
42	Gibson, Shelby	f	4-11	1-3	1-1	3	3	6	1	10	1	2	0	1		18
00	Nixon, Chyna	g	0-3	0-2	0-0	0	2	2	0	0	2	0	0	0		12
01	Glover, Bree	g	1-3	1-2	0-0	1	1	2	3	3	1	0	1	0		17
20	Muhammad, Madinah	g	4-16	3-7	1-2	1	3	4	3	12	7	1	0	3		40
25	Alston, Alissa	g	8-14	1-5	0-0	1	3	4	2	17	4	1	0	0		38
10	Muhate, Cecilia		0-0	0-0	0-0	0	0	0	0	0	0	0	0	0		3
12	Johnson, Barbara		2-5	2-5	0-0	0	1	1	1	6	0	0	0	1		18
32	Rodgers, Kate		0-0	0-0	0-0	0	0	0	1	0	0	0	0	0		17
44	Lewis, Torri		0-1	0-1	0-0	0	1	1	1	0	0	0	0	0		12
55	Taylor, Promise		6-8	0-0	0-0	0	1	1	3	12	0	2	2	0		25
	Team					1	2	3								
	Totals		25-61	8-25	2-3	7	17	24	15	60	15	6	3	5		200
1st - FG %: 5-16 31.3% 2nd: 7-15 46.7% 3rd: 11-16 68.8% 4th: 2-14 14.3% Game: 25-61 41.0% Deadball																
3FG %: 3-9 33.3% 1-7 14.3% 4-6 66.7% 0-3 0.0% 8-25 32.0% Rebounds																
FT %: 1-2 50.0% 0-0 0.0% 1-1 100.0% 0-0 0.0% 2-3 66.7% 0-0 0.0%																

Florida 61 • 10-10, 2-5 SEC

#	Player	Total		3-Ptr		Rebounds			PF	TP	A TO Blk Stl					Min
		FG-FGA	FG-FGA	FT-FTA	FT-FTA	Off	Def	Tot			A	TO	Blk	Stl		
12	Hersler,Paulina	f	3-6	1-3	0-0	2	7	9	3	7	0	4	0	0		32
44	Lorenzen,Haley	f	6-10	2-2	4-4	5	8	13	3	18	1	3	2	0		29
00	Washington,Delicia	g	7-12	0-2	1-2	2	8	10	2	15	4	0	0	2		34
03	Nakkasoglu,Funda	g	4-12	1-6	0-0	1	0	1	1	9	4	1	0	0		36
11	Anderson,Dyandria	g	2-5	1-2	0-0	1	1	2	0	5	1	2	0	0		30
01	Johnson,Tameria		0-0	0-0	0-0	0	0	0	1	0	0	1	0	0		5
15	Searcy,Sydney		0-3	0-2	3-3	0	0	0	0	3	1	1	0	0		14
23	Thomas,Jalaysha		1-2	0-1	0-0	1	3	4	0	2	2	0	0	0		8
24	Hayes,Mikayla		1-3	0-1	0-0	0	1	1	0	2	0	2	0	0		12
	Team					1	2	3								
	Totals		24-53	5-19	8-9	13	30	43	10	61	13	14	2	2		200
1st - FG %: 6-13 46.2% 2nd: 3-12 25.0% 3rd: 7-12 58.3% 4th: 8-16 50.0% Game: 24-53 45.3% Deadball																
3FG %: 3-6 50.0% 0-3 0.0% 0-2 0.0% 2-8 25.0% 5-19 26.3% Rebounds																
FT %: 3-3 100.0% 2-2 100.0% 3-4 75.0% 0-0 0.0% 8-9 88.9% 0-0 0.0%																

Officials: Bryan Enterline, Bill Larence, Pualani Spurlock

Technical fouls: Ole Miss-None. Florida-None.

Attendance: 2601

Score by periods	1st	2nd	3rd	4th	Total
Ole Miss	14	15	27	4	60
Florida	18	8	17	18	61

Points	In	Off	2nd	Fast	Bench
OM	28	16	5	6	18
UF	26	4	14	5	7

Last FG - OM 4th-01:57, UF 4th-00:27.

Largest lead - OM by 13 3rd-00:00, UF by 10 2nd-08:33.

OM led

2017-18 Florida Final Box Scores & Recaps

Official Basketball Box Score -- Game Totals -- Final Statistics Florida vs Mississippi State 01/25/18 7:32 p.m. at Starkville, Miss. (Humphrey Coliseum)

Florida 53 • 10-11 (2-6 SEC)

#	Player	Total		3-Ptr		Rebounds			PF	TP	A TO Blk Stl					Min
		FG	FGA	FG	FGA	FT	FTA	Off Def Tot			A	TO	Blk	Stl		
44	Haley Lorenzen	f	3-9	0-3	0-0	5	7	12	2	6	2	1	0	2	30	
00	Delicia Washington	g	5-11	0-1	0-0	3	7	10	2	10	0	9	0	0	29	
03	Funda Nakkasoglu	g	7-13	2-5	3-5	0	0	0	0	19	3	2	0	1	30	
11	Dyandria Anderson	g	4-5	1-2	0-0	1	2	3	2	9	2	1	1	1	29	
12	Paulina Hersler	g	2-11	0-1	0-0	4	3	7	1	4	0	3	0	1	29	
01	Tameria Johnson		0-0	0-0	0-0	0	0	0	0	2	0	1	0	0	7	
05	Sydney Searcy		1-5	1-4	0-0	0	1	1	1	3	1	2	0	0	25	
23	Jalaysya Thomas		1-1	0-0	0-0	0	0	0	1	2	0	0	0	0	8	
24	Mikayla Hayes		0-3	0-2	0-0	0	1	1	2	0	0	0	0	0	13	
Team						2	1	3			4					
Totals			23-58	4-18	3-5	15	22	37	13	53	10	23	1	5	200	
1st - FG %: 5-14 35.7% 2nd: 4-15 26.7% 3rd: 6-13 46.2% 4th: 8-16 50.0% Game: 23-58 39.7% Deadball																
3FG %: 1-6 16.7% 2-5 40.0% 1-2 50.0% 0-5 0.0% 1-8 12.5% 1-3 33.3% 9-17 52.9% 24-61 39.3% Rebounds																
FT %: 2-3 66.7% 0-0 0.0% 1-2 50.0% 0-0 0.0% 3-5 60.0% 11-13 84.6% 5-19 26.3% 1																

Mississippi State 90 • 21-0 (7-0 SEC)

#	Player	Total		3-Ptr		Rebounds			PF	TP	A TO Blk Stl					Min
		FG	FGA	FG	FGA	FT	FTA	Off Def Tot			A	TO	Blk	Stl		
15	Teaira McCowan	c	9-13	0-0	5-6	4	4	8	2	23	1	1	2	2	28	
01	Blair Schaefer	g	5-8	5-8	0-0	0	0	0	2	15	2	2	0	1	33	
02	Morgan William	g	1-2	0-0	2-2	0	1	1	2	4	7	0	0	0	23	
11	Roshunda Johnson	g	4-10	1-3	0-0	1	6	7	1	9	1	2	0	3	29	
35	Victoria Vivians	g	8-17	1-3	0-0	0	2	2	1	17	3	0	0	2	27	
10	Jazzmun Holmes		1-1	0-0	0-0	0	2	2	0	2	1	0	1	0	15	
20	Nyah Tate		0-0	0-0	0-0	0	0	0	0	0	0	0	0	0	2	
23	Bre'Amber Scott		1-1	0-0	0-0	0	0	0	0	2	1	0	0	1	5	
24	Jordan Danberry		3-9	0-0	1-2	1	1	2	0	7	0	1	0	2	13	
25	Zion Campbell		3-3	0-0	0-0	1	1	2	0	6	1	0	1	1	12	
55	Chloe Bibby		2-4	0-0	1-2	2	1	3	0	5	1	1	0	1	13	
Team						2	3	5								
Totals			37-68	7-14	9-12	11	21	32	8	90	18	7	4	13	200	
1st - FG %: 9-19 47.4% 2nd: 6-16 37.5% 3rd: 11-17 64.7% 4th: 11-16 68.8% Game: 37-68 54.4% Deadball																
3FG %: 2-7 28.6% 3-4 75.0% 2-3 66.7% 0-0 0.0% 7-14 50.0% 1-2 50.0% 1-2 50.0% 13-16 81.3% Rebounds																
FT %: 0-0 0.0% 0-0 0.0% 7-8 87.5% 2-4 50.0% 9-12 75.0% 3-4 75.0% 13-16 81.3% 1																

Officials: Dee Kantner, Felicia Grinter, Troy Winters
Technical fouls: Florida-None. Mississippi State-None.
Attendance: 6727

Score by periods	1st	2nd	3rd	4th	Total
Florida	13	10	14	16	53
Mississippi State	20	15	31	24	90

Last FG - UF 4th-01:04, MS 4th-00:41.
Largest lead - UF None, MS by 37 4th-01:31.
UF led for 00:00, MS led for 39:33. Game was tied for 00:23.

	In	Off	2nd	Fast	Bench
Points	Paint	T/O	Chance	Break	
UF	26	6	8	4	5
MS	48	27	16	8	22

Score tied - 0 times.
Lead changed - 0 times.

Game 21: No. 3 Mississippi State 90, Florida 53

January 25, 2018 * Humphrey Coliseum * Starkville, MS

Junior **Funda Nakkasoglu** scored 19 and Florida held the rebounding edge against the taller Mississippi State squad, however, the No. 2-ranked Bulldogs took advantage of several missed opportunities and an impressive third quarter to earn the 90-53 decision at Humphrey Coliseum.

Sophomore **Delicia Washington** notched her fifth double-double of the season and sixth of her career with 10 points and 10 rebounds, as Florida shot 39.7 percent overall from the floor compared to MSU's 54.4 percent effort, the highest by a Gator opponent this season.

Mississippi State improved to 21-0 overall – 7-0 in the Southeastern Conference – and set the program record for best start to a season.

How It Happened

The teams traded scores for the first three minutes of the second half before MSU scored five straight points for a 46-28 advantage. Jalaysya Thomas converted a layup that prevented a larger run, however, MSU came right back with a score.

Nakkasoglu drilled a three-pointer that had Florida within 15 points with 4:36 left in the third, but the Bulldogs countered with 11 straight points that started a devastating 16-2 run over a 2:50 span for a 29-point difference with 1:26 remaining in the third quarter and the Gators wouldn't recover.

Florida shot a respectable 46.2 percent during that third quarter, however, MSU hit 64.7 percent as it outscored the Gators 31-14 to carry a comfortable 66-37 lead into the final period.

Gators Kept It Close Early

Mississippi State scored seven consecutive points to build an early 13-4 lead and the teams traded buckets for the next three minutes before Victoria Vivians' shot with 44 seconds left in the first quarter gave the hosts a 10-point advantage.

Sydney Searcy answered with a three-pointer from the corner to end the first frame's scoring and ignited a 10-2 run that cut Florida's deficit down to 22-20 with 5:41 remaining in the second quarter.

The Gators had chance to tie the game on their next possession but couldn't inbound the ball and the Bulldogs made them pay with a quick Vivians' bucket that sparked an 13-0 MSU swing.

Dyandria Anderson set up on the wing and Haley Lorenzen found her for a three-pointer that halted the Bulldog spree with 31 seconds left in the first half. Florida had missed nine consecutive field goals prior to Anderson's trey, as the Bulldogs took a 35-23 halftime lead.

Nakkasoglu scored 13 of UF's 23 first-half points, as she hit 5-of-8 from the field that include a three-pointer and a pair of free throws.

Lorenzen collected nine rebounds during the first 20 minutes and helped the Gators hold a 21-18 edge on the boards.

Individual Gator Numbers of Note

- Nakkasoglu scored a team-best 19 points with a Gator-leading three assists
- Lorenzen collected 12 rebounds for her fourth consecutive game with double-digit boards
- Lorenzen started her 95th career game
- Anderson started her 70th career game and team-leading 54th consecutive game
- Hersler collected her 300th career rebound during the game
- Nakkasoglu hit a three-pointer in her 14th consecutive game, tied for the 10th-longest streak in program history

Numbers of Note

- Florida dropped its ninth consecutive game to ranked opponents, including three this season.
- Mississippi State won fourth straight in the series against Florida.

Official Basketball Box Score -- Game Totals -- Final Statistics #21/20 Georgia vs Florida 01/28/18 2 pm ET at Gainesville, FL * Exactech Arena

#21/20 Georgia 66 • 19-2, 7-1 SEC

#	Player	Total		3-Ptr		Rebounds			PF	TP	A TO Blk Stl					Min
		FG	FGA	FG	FGA	FT	FTA	Off Def Tot			A	TO	Blk	Stl		
04	ROBINSON, Caliya	f	10-16	0-2	2-3	0	7	7	3	22	0	1	1	3	31	
33	ENGRAM, Mackenzie	f	6-13	1-4	1-2	2	4	6	4	14	0	1	1	0	37	
00	COLE, Taja	g	2-10	1-3	0-0	0	3	3	2	5	1	0	0	2	28	
12	CLARK, Haley	g	1-5	0-0	0-0	1	3	4	1	2	0	2	0	0	23	
23	MORRISON, Que	g	1-5	0-1	2-2	0	0	0	0	4	2	1	0	0	24	
02	CONNALLY, Gabby		1-4	1-4	4-4	0	2	2	3	7	5	1	0	0	21	
11	CALDWELL, Maya		1-4	1-3	0-0	3	3	6	1	3	1	1	0	0	11	
24	COSTA, Simone		1-2	1-2	4-4	1	2	3	1	7	1	1	0	1	13	
44	BATES, Malury		1-2	0-0	0-0	1	2	3	2	2	0	3	0	0	12	
Team						0	1	1			1					
Totals			24-61	5-19	13-15	8	27	35	17	66	10	12	2	6	200	
1st - FG %: 7-15 46.7% 2nd: 2-14 14.3% 3rd: 6-15 40.0% 4th: 9-17 52.9% Game: 24-61 39.3% Deadball																
3FG %: 1-2 50.0% 1-8 12.5% 1-3 33.3% 9-17 52.9% 24-61 39.3% Rebounds																
FT %: 0-0 0.0% 2-2 100.0% 11-13 84.6% 5-19 26.3% 1																

Florida 57 • 10-12, 2-7 SEC

#	Player	Total		3-Ptr		Rebounds			PF	TP	A TO Blk Stl					Min
		FG	FGA	FG	FGA	FT	FTA	Off Def Tot			A	TO	Blk	Stl		
12	Hersler,Paulina	f	8-14	1-3	2-2	3	4	7	0	19	0	0	0	0	33	
44	Lorenzen,Haley	f	5-11	0-1	2-2	1	4	5	2	12	1	5	1	1	34	
00	Washington,Delicia	g	1-9	0-2	0-0	4	9	13	2	2	4	3	0	0	35	
03	Nakkasoglu,Funda	g	5-13	1-6	7-10	0	4	4	1	18	3	2	0	1	35	
11	Anderson,Dyandria	g	2-6	0-3	0-0	0	2	2	5	4	2	4	1	1	32	
01	Johnson,Tameria		0-0	0-0	0-0	0	0	0	1	0	0	0	0	0	0+	
15	Searcy,Sydney		0-1	0-1	0-0	1	2	3	1	0	1	2	1	1	19	
23	Thomas,Jalaysya		0-1	0-0	2-2	0	1	1	0	2	0	1	0	0	5	
24	Hayes,Mikayla		0-0	0-0	0-0	0	1	1	2	0	0	1	1	1	7	
Team						0	3	3								
Totals			21-55	2-16	13-16	9	30	39	14	57	11	19	4	5	200	
1st - FG %: 4-12 33.3% 2nd: 5-14 35.7% 3rd: 6-14 42.9% 4th: 6-15 40.0% Game: 21-55 38.2% Deadball																
3FG %: 1-6 16.7% 1-2 50.0% 0-4 0.0% 3-4 75.0% 13-16 81.3% Rebounds																
FT %: 0-0 0.0% 1-2 50.0% 4-4 100.0% 3-4 75.0% 13-16 81.3% 1																

Officials: Douglas Knight, Carla Fountain, Eric Koch
Technical fouls: #21/20 Georgia-None. Florida-None.
Attendance: 1937
UF#11 D.Anderson fouls out at :20:9(4)

Score by periods	1st	2nd	3rd	4th	Total
#21/20 Georgia	15	5	15	31	66
Florida	14	12	16	15	57

Last FG - UGA 4th-02:25, UF 4th-00:08.
Largest lead - UGA by 9 4th-00:13, UF by 10 3rd-08:50.
UGA led for 14:14, UF led for 23:25. Game was tied for 02:21.

	In	Off	2nd	Fast	
Points	Paint	T/O	Chance	Break	Bench
UGA	26	16	13	6	19
UF	28	6	0	2	2

2017-18 Florida Final Box Scores & Recaps

Official Basketball Box Score -- Game Totals -- Final Statistics

Florida vs No. 15 Mizzou
02/05/18 6 p.m. at Mizzou Arena

Florida 64 • 10-13 (2-8)

#	Player	Total		3-Ptr	Rebounds			PF	TP	A	TO	Blk	Stl	Min
		FG-FGA	FG-FGA	FT-FTA	Off	Def	Tot							
00	Washington, Delicia	* 7-15	3-8	6-6	0	1	1	3	23	3	1	0	2	30
03	Nakkasoglu, Funda	* 2-11	1-6	2-2	1	1	2	2	7	0	1	0	0	39
11	Anderson, Dyandria	* 4-13	3-10	1-1	3	3	6	2	12	1	3	0	3	36
12	Hersler, Paulina	* 6-14	2-6	0-0	3	1	4	1	14	2	1	1	0	31
44	Lorenzen, Haley	* 4-9	0-2	0-0	3	7	10	1	8	3	1	0	1	32
01	Johnson, Tamera	0-2	0-1	0-0	1	1	2	0	0	1	0	0	0	16
23	Thomas, Jalaysha	0-0	0-0	0-0	0	1	1	1	0	0	0	0	0	4
24	Hayes, Mikayla	0-0	0-0	0-0	3	2	5	0	0	0	0	0	0	12
Team					0	1	1							
Totals		23-64	9-33	9-9	14	18	32	10	64	10	7	1	6	200
1st - FG %: 4-19 21.1% 2nd: 8-16 50.0% 3rd: 5-15 33.3% 4th: 6-14 42.9% Game: 23-64 35.9% Deadball Rebounds 0														
3FG %: 1-12 8.3% 3-7 42.9% 2-8 25.0% 3-6 50.0% 9-33 27.3%														
FT %: 0-0 0.0% 4-4 100.0% 1-1 100.0% 4-4 100.0% 9-9 100.0%														

No. 15 Mizzou 66 • 18-5 (6-4)

#	Player	Total		3-Ptr	Rebounds			PF	TP	A	TO	Blk	Stl	Min
		FG-FGA	FG-FGA	FT-FTA	Off	Def	Tot							
03	CUNNINGHAM, Sophie	* 5-9	0-3	0-0	1	8	9	2	10	4	2	0	1	38
05	ALDRIDGE, Lauren	* 2-4	2-4	0-0	0	4	4	1	6	2	1	0	0	38
21	PORTER, Cierra	* 11-16	3-4	2-3	4	4	8	1	27	3	5	0	1	33
22	FRERICKS, Jordan	* 8-13	0-1	2-2	1	1	2	1	18	3	1	0	3	29
23	SMITH, Amber	* 1-3	0-1	0-0	1	2	3	2	2	4	0	0	0	17
02	ROUNDTREE, Jordan	0-2	0-2	1-2	0	1	1	0	1	1	1	0	0	10
13	SCHUCHTS, Hannah	0-2	0-2	0-0	0	1	1	0	0	0	0	0	0	6
20	MICHAEL, Kayla	1-3	0-2	0-0	0	0	0	1	2	1	0	0	0	12
24	CHAVIS, Jordan	0-0	0-0	0-0	0	1	1	0	0	0	1	0	0	17
Team					0	4	4							
Totals		28-52	5-19	5-7	7	26	33	8	66	18	11	0	5	200
1st - FG %: 6-15 40.0% 2nd: 7-16 43.8% 3rd: 7-12 58.3% 4th: 8-9 88.9% Game: 28-52 53.8% Deadball Rebounds 1,1														
3FG %: 3-6 50.0% 1-7 14.3% 0-4 0.0% 2-2 100.0% 5-19 26.3% 5-7 71.4%														
FT %: 0-0 0.0% 2-3 66.7% 1-2 50.0%														

Officials: Dee Kantner, Jesse Dickerson, Eric Brewton

Technical fouls: Florida-None. No. 15 Mizzou-None.

Attendance: 3164

Score by periods	1st	2nd	3rd	4th	Total
Florida	9	23	13	19	64
No. 15 Mizzou	15	17	15	19	66

Points	In	Off	2nd	Fast	Bench
UF	Paint	T/O	Chance	Break	
MU-W	16	12	13	5	0
	40	7	6	2	3

Last FG - UF 4th-01:01, MU-W 4th-01:10.

Largest lead - UF by 5 3rd-07:41, MU-W by 6 1st-07:20.

UF led for 12:34, MU-W led for 23:29. Game was tied for 03:57.

Score tied - 6 times.
Lead changed - 10 times.

Game 23: No. 15 Missouri 66, Florida 64 February 5, 2018 * Mizzou Arena * Columbia, Mo.

In a game that featured 10 lead changes and six tied scores, Florida matched No. 15 Missouri possession-for-possession and even had the ball with a chance to win it but a three-pointer at the buzzer fell short in a 66-64 loss at Mizzou Arena Monday evening.

The Gators defense held the Tigers without a score in the final minute and got the ball back with 12.1 seconds remaining. Florida set up for the final shot, but Mizzou's defense gave the Gators fits and forced **Haley Lorenzen** to launch a deep three as the final horn sounded.

Florida held a lead in all four quarters with its last a 55-54 edge with 7:07 remaining. Six consecutive points by Jordan Frericks, who finished with 18 for the game, pushed MU's lead to five, 60-55, with 5:23 on the clock.

Funda Nakkasoglu followed with a pair of free throws with 4:34 on the clock and the teams traded scores for the remainder of the game. Nakkasoglu did halt the trend of exchanging exact points when she drained a three-pointer with 61 seconds left that put Florida within two.

That's when MU held possession but wasn't able to score and the ball went to the Gators with 12.1 on the clock and a chance to tie or win the game. Instead, Florida dropped to 4-8 in games decided by 10 points or less, including a tough 1-6 mark in Southeastern Conference games.

Delicia Washington scored a season-high 23 points on an efficient 7-of-15 night overall that included 3-of-8 from three and 6-of-6 from the line.

Paulina Hersler scored 12 of her 14 points in the first half that ended in a 32-all tie.

Dyandria Anderson scored all of her 12 points during the second half, when she connected on a trio of threes that included successful four-point-play. Lorenzen contributed 10 rebounds, eight points with three assists.

What Led the Final Minutes

Washington came out of halftime with a quick steal and an uncontested layup that gave Florida a 34-32 lead. The teams traded scores for the next 1:27 before Anderson completed a four-point-play and the Gators took the 38-34 edge.

After yet another bucket from Cierra Porter, who finished with a game-high 27 points, Anderson drilled her second three within 67 seconds and Florida's lead was five, 41-36, with 7:41 remaining in the third quarter.

Back-to-back scores by Mizzou had the Tigers within two and teams traded scores for the next minute before the hosts ripped off the next six points, all from Frericks, that resulted in a 47-45 UM advantage with 1:19 remaining in the third.

Early On

Missouri jumped out behind the three-ball for a quick six-point edge and Florida wouldn't let grow any larger than that, countering each bucket with one of their own. The Gators cut their deficit to one point after five straight points from Hersler, but the Tigers responded with a 7-2 march and regained the six-point advantage with 7:38 left in the second.

Florida then rallied with a 9-2 run and took a 27-24 lead with 4:03 remaining in the period. Washington scored six points during that spurt, while Hersler added the other five.

MU scored the next three points and evened the score before Washington's three kept the Gators in the lead with 1:25 remaining in the half.

The teams went back and forth the rest of the half with Porter completing a three-point-play with 18 seconds remaining to tie the score heading into the locker room.

UF Coach Cameron Newbauer - "I'm tremendous proud of our fight and team effort. I couldn't ask for anything more from our team right now. They played their guts out. We wanted to play that out there at the end. We believe we have a play we can run and get something out of. In hindsight, there at the end, we probably should have called a timeout with maybe four seconds to go but I wanted to let them make the play and I'll take that one."

2017-18 Univ. of Florida
Florida Combined Team Statistics (as of Feb 05, 2018)
All games

RECORD:	OVERALL	HOME	AWAY	NEUTRAL
ALL GAMES	10-13	6-8	2-4	2-1
CONFERENCE	2-8	1-4	1-4	0-0
NON-CONFERENCE	8-5	5-4	1-0	2-1

#	Player	gp-gs	min	avg	Total		3-Point		F-Throw		Rebounds											
					fg-fga	fg%	3fg-fga	3fg%	ft-fa	ft%	off	def	tot	avg	pf	dq	a	to	blk	stl	pts	avg
03	Nakkasoglu,Funda	21-21	735	35.0	99-248	.399	51-154	.331	50-65	.769	9	41	50	2.4	25	0	53	61	1	10	299	14.2
12	Hersler,Paulina	23-23	703	30.6	110-234	.470	36-98	.367	27-37	.730	44	109	153	6.7	37	0	21	37	9	11	283	12.3
44	Lorenzen,Haley	23-23	720	31.3	113-231	.489	10-30	.333	47-56	.839	82	136	218	9.5	42	0	51	42	10	20	283	12.3
00	Washington,Delicia	23-23	699	30.4	92-260	.354	24-99	.242	37-62	.597	54	149	203	8.8	54	2	78	81	0	18	245	10.7
11	Anderson,Dyandria	23-23	734	31.9	85-207	.411	41-127	.323	27-37	.730	31	69	100	4.3	32	1	67	56	5	21	238	10.3
22	Morang,Sydney	3-0	50	16.7	5-13	.385	4-10	.400	0-2	.000	2	5	7	2.3	6	0	2	1	0	1	14	4.7
15	Searcy,Sydney	20-2	348	17.4	28-89	.315	23-72	.319	9-18	.500	11	23	34	1.7	23	0	17	24	1	6	88	4.4
23	Thomas,Jalaysha	23-0	222	9.7	18-37	.486	3-10	.300	6-9	.667	25	48	73	3.2	13	0	10	14	1	2	45	2.0
24	Hayes,Mikayla	23-0	209	9.1	14-43	.326	2-11	.182	10-19	.526	16	25	41	1.8	24	0	4	13	7	3	40	1.7
01	Johnson,Tameraia	20-0	114	5.7	6-17	.353	0-2	.000	5-8	.625	6	12	18	0.9	20	0	16	18	0	8	17	0.9
05	Portakal,Elif	17-0	110	6.5	4-22	.182	2-14	.143	3-4	.750	2	5	7	0.4	9	0	9	11	0	0	13	0.8
55	Stephanie Brower	2-0	6	3.0	0-1	.000	0-0	.000	0-2	.000	0	1	1	0.5	3	0	0	0	0	0	0	0.0
	Team										38	42	80				13					
	Total.....	23	4650		574-1402	.409	196-627	.313	221-319	.693	320	665	985	42.8	288	3	328	371	34	100	1565	68.0
	Opponents.....	23	4650		617-1546	.399	146-491	.297	184-249	.739	289	551	840	36.5	346	-	251	249	54	173	1564	68.0

TEAM STATISTICS	UF	OPP
SCORING	1565	1564
Points per game	68.0	68.0
Scoring margin	+0.0	-
FIELD GOALS-ATT	574-1402	617-1546
Field goal pct	.409	.399
3 POINT FG-ATT	196-627	146-491
3-point FG pct	.313	.297
3-pt FG made per game	8.5	6.3
FREE THROWS-ATT	221-319	184-249
Free throw pct	.693	.739
F-Throws made per game	9.6	8.0
REBOUNDS	985	840
Rebounds per game	42.8	36.5
Rebounding margin	+6.3	-
ASSISTS	328	251
Assists per game	14.3	10.9
TURNOVERS	371	249
Turnovers per game	16.1	10.8
Turnover margin	-5.3	-
Assist/turnover ratio	0.9	1.0
STEALS	100	173
Steals per game	4.3	7.5
BLOCKS	34	54
Blocks per game	1.5	2.3
ATTENDANCE	20812	18556
Home games-Avg/Game	14-1487	6-2880
Neutral site-Avg/Game	-	3-425

Date	Opponent	Score	Att.
11/11/17	GEORGIA STATE	w 82-66	1509
11/14/17	ARKANSAS STATE	L 69-70	1143
11/17/17	#17/14 FLORIDA STATE	L 54-84	2679
1 11/21/17	vs Richmond	w 87-80	332
1 11/22/17	vs Stetson	L 71-85	578
1 11/23/17	vs Savannah State	w 90-40	364
11/28/17	JACKSONVILLE	w 69-59	1009
2 12/3/17	at Oklahoma	w 80-61	2992
12/06/17	#12 OHIO STATE	L 77-103	1512
12/10/17	MARSHALL	w 74-69	1008
3 12/20/17	CHATTANOOGA	L 60-65	1054
3 12/21/17	SAINT JOSEPH'S	w 71-51	1008
12/27/17	DELAWARE STATE	w 85-51	1206
* 12/31/17	at Auburn	L 55-84	1788
* 01/04/18	ALABAMA	L 54-63	1305
* 01/07/18	at Ole Miss	Lo2 75-78	1323
* 01/11/18	KENTUCKY	L 53-56	1509
* 01/14/18	LSU	L 59-66	1332
* 01/18/18	at Arkansas	w 65-51	1288
* 01/21/18	OLE MISS	w 61-60	2601
* 01/25/18	at #2 Mississippi St.	L 53-90	6727
* 01/28/18	#21/20 GEORGIA	L 57-66	1937
* 02/05/18	at No. 15 Mizzou	L 64-66	3164

* = Conference game

1 = Savannah Invitational (Savannah, GA)

2 = Big 12-SEC Challenge (Norman, OK)

3 = Gator Holiday Classic (Gainesville, FL)

Score by Periods	1st	2nd	3rd	4th	OT	OT2	Totals
Florida	373	382	396	400	9	5	1565
Opponents	350	327	448	422	9	8	1564

2017-18 Univ. of Florida
Florida Combined Team Statistics (as of Feb 05, 2018)
Conference games

RECORD:	OVERALL	HOME	AWAY	NEUTRAL
ALL GAMES	2-8	1-4	1-4	0-0
CONFERENCE	2-8	1-4	1-4	0-0
NON-CONFERENCE	0-0	0-0	0-0	0-0

#	Player	gp-gs	min	avg	Total		3-Point		F-Throw		Rebounds											
					fg-fga	fg%	3fg-fga	3fg%	ft-fa	ft%	off	def	tot	avg	pf	dq	a	to	blk	stl	pts	avg
12	Hersler,Paulina	10-10	328	32.8	50-109	.459	16-48	.333	8-11	.727	27	48	75	7.5	16	0	6	18	2	6	124	12.4
03	Nakkasoglu,Funda	10-10	362	36.2	41-122	.336	21-75	.280	20-27	.741	4	11	15	1.5	13	0	23	26	1	5	123	12.3
44	Lorenzen,Haley	10-10	330	33.0	47-100	.470	4-12	.333	20-23	.870	32	61	93	9.3	22	0	25	22	6	10	118	11.8
00	Washington,Delicia	10-10	317	31.7	39-112	.348	7-35	.200	17-22	.773	23	65	88	8.8	29	2	33	36	0	10	102	10.2
11	Anderson,Dyandria	10-10	336	33.6	30-80	.375	15-52	.288	7-10	.700	15	28	43	4.3	15	1	23	30	3	10	82	8.2
15	Searcy,Sydney	9-0	169	18.8	7-40	.175	5-31	.161	4-8	.500	5	13	18	2.0	10	0	5	16	1	3	23	2.6
24	Hayes,Mikayla	10-0	101	10.1	5-16	.313	1-6	.167	1-5	.200	6	11	17	1.7	15	0	2	6	4	2	12	1.2
23	Thomas,Jalaysha	10-0	60	6.0	3-9	.333	0-2	.000	2-2	1.000	7	11	18	1.8	2	0	4	2	0	0	8	0.8
01	Johnson,Tameria	9-0	36	4.0	2-5	.400	0-1	.000	0-0	.000	2	3	5	0.6	8	0	4	4	0	3	4	0.4
05	Portakal,Elif	4-0	11	2.8	0-2	.000	0-1	.000	0-0	.000	0	0	0	0.0	0	0	0	0	0	0	0	0.0
Team											15	18	33				9					
Total.....		10	2050		224-595	.376	69-263	.262	79-108	.731	136	269	405	40.5	130	3	125	169	17	49	596	59.6
Opponents.....		10	2050		271-664	.408	60-213	.282	78-103	.757	128	248	376	37.6	135	-	130	103	25	75	680	68.0

TEAM STATISTICS	UF	OPP
SCORING	596	680
Points per game	59.6	68.0
Scoring margin	-8.4	-
FIELD GOALS-ATT	224-595	271-664
Field goal pct	.376	.408
3 POINT FG-ATT	69-263	60-213
3-point FG pct	.262	.282
3-pt FG made per game	6.9	6.0
FREE THROWS-ATT	79-108	78-103
Free throw pct	.731	.757
F-Throws made per game	7.9	7.8
REBOUNDS	405	376
Rebounds per game	40.5	37.6
Rebounding margin	+2.9	-
ASSISTS	125	130
Assists per game	12.5	13.0
TURNOVERS	169	103
Turnovers per game	16.9	10.3
Turnover margin	-6.6	-
Assist/turnover ratio	0.7	1.3
STEALS	49	75
Steals per game	4.9	7.5
BLOCKS	17	25
Blocks per game	1.7	2.5
ATTENDANCE	8684	14290
Home games-Avg/Game	5-1737	5-2858
Neutral site-Avg/Game	-	0-0

Date	Opponent	Score	Att.
* 12/31/17	at Auburn	L 55-84	1788
* 01/04/18	ALABAMA	L 54-63	1305
* 01/07/18	at Ole Miss	Lo2 75-78	1323
* 01/11/18	KENTUCKY	L 53-56	1509
* 01/14/18	LSU	L 59-66	1332
* 01/18/18	at Arkansas	W 65-51	1288
* 01/21/18	OLE MISS	W 61-60	2601
* 01/25/18	at #2 Mississippi St.	L 53-90	6727
* 01/28/18	#21/20 GEORGIA	L 57-66	1937
* 02/05/18	at No. 15 Mizzou	L 64-66	3164

* = Conference game
1 = Savannah Invitational (Savannah, GA)
2 = Big 12-SEC Challenge (Norman, OK)
3 = Gator Holiday Classic (Gainesville, FL)

Score by Periods	1st	2nd	3rd	4th	OT	OT2	Totals
Florida	144	132	157	149	9	5	596
Opponents	152	138	186	187	9	8	680

2017-18 Univ. of Florida
Florida Team Game-by-Game Comparison (as of Feb 05, 2018)
All games

Opponent	1st	2nd	Score	Mar	Total FG	FG Pct	3-Pointers	3FG Pct	Free Throws	FT Pct	Rebounds	Assist	T/Over	Block	Steal	Fouls
GEORGIA STATE	38/31	44/35	82-66	+16	33-70/27-69	.471/.391	10-31/8-21	.323/.381	6-11/4-8	.545/.500	46/38 +8	22/11	15/20	3/4	8/7	10/16
ARKANSAS STATE	32/31	37/39	69-70	(1)	26-51/28-73	.510/.384	8-20/8-19	.400/.421	9-13/6-10	.692/.600	41/33 +8	15/12	23/11	5/2	2/9	13/17
#17/14 FLORIDA STATE	26/38	28/46	54-84	(30)	21-65/32-64	.323/.500	7-28/11-28	.250/.393	5-13/9-12	.385/.750	32/50 (18)	10/14	6/7	0/2	3/0	9/12
Richmond	42/39	45/41	87-80	+7	28-60/29-66	.467/.439	15-30/9-22	.500/.409	16-22/13-15	.727/.867	37/37 -	16/12	13/11	0/2	4/8	14/17
Stetson	36/44	35/41	71-85	(14)	28-64/29-54	.438/.537	9-29/11-19	.310/.579	6-11/16-19	.545/.842	28/35 (7)	14/15	8/13	2/1	4/3	16/17
Savannah State	45/12	45/28	90-40	+50	30-61/14-64	.492/.219	17-39/2-16	.436/.125	13-15/10-14	.867/.714	58/27 +31	21/4	17/9	0/0	2/8	11/18
JACKSONVILLE	33/21	36/38	69-59	+10	29-63/23-63	.460/.365	6-18/4-17	.333/.235	5-10/9-10	.500/.900	45/33 +12	14/6	17/17	2/2	5/6	14/14
Oklahoma	33/23	47/38	80-61	+19	23-55/27-78	.418/.346	12-26/3-20	.462/.150	22-30/4-8	.733/.500	56/31 +25	16/7	21/7	0/3	4/10	14/20
#12 OHIO STATE	38/51	39/52	77-103	(26)	30-68/40-74	.441/.541	9-30/9-25	.300/.360	8-10/14-15	.800/.933	41/33 +8	14/7	24/10	1/6	1/13	11/14
MARSHALL	38/29	36/40	74-69	+5	22-55/29-70	.400/.414	13-35/10-26	.371/.385	17-25/1-3	.680/.333	39/37 +2	18/10	14/12	0/2	5/9	10/20
CHATTANOOGA	36/26	24/39	60-65	(5)	23-64/26-69	.359/.377	4-28/5-23	.143/.217	10-12/8-9	.833/.889	44/42 +2	11/12	12/9	1/4	6/7	11/12
SAINT JOSEPH'S	32/23	39/28	71-51	+20	27-63/22-60	.429/.367	7-21/1-13	.333/.077	10-13/6-12	.769/.500	45/33 +12	15/6	11/12	2/1	4/6	14/15
DELAWARE STATE	50/19	35/32	85-51	+34	30-68/20-78	.441/.256	10-29/5-29	.345/.172	15-26/6-11	.577/.545	68/35 +33	17/5	21/8	1/0	3/12	11/19
Auburn	36/35	19/49	55-84	(29)	18-45/32-83	.400/.386	6-20/8-24	.300/.333	13-22/12-16	.591/.750	37/43 (6)	9/11	28/5	2/2	3/13	16/20
ALABAMA	26/31	28/32	54-63	(9)	20-57/27-66	.351/.409	10-28/3-14	.357/.214	4-5/6-11	.800/.545	35/44 (9)	16/5	17/12	3/3	5/7	14/10
Ole Miss	21/31	40/30	75-78	(3)	27-69/28-81	.391/.346	10-33/8-35	.303/.229	11-18/14-16	.611/.875	48/48 -	16/20	18/14	0/3	8/9	16/20
KENTUCKY	18/20	35/36	53-56	(3)	20-61/23-55	.328/.418	10-36/6-12	.278/.500	3-4/4-7	.750/.571	38/36 +2	15/10	13/12	3/1	5/6	10/8
LSU	33/29	26/37	59-66	(7)	22-64/26-61	.344/.426	6-31/5-21	.194/.238	9-13/9-12	.692/.750	42/39 +3	10/15	16/16	0/4	6/8	18/20
Arkansas	35/28	30/23	65-51	+14	26-69/21-76	.377/.276	7-29/5-30	.241/.167	6-7/4-4	.857/1000	54/42 +12	15/8	14/8	1/3	4/3	9/9
OLE MISS	26/29	35/31	61-60	+1	24-53/25-61	.453/.410	5-19/8-25	.263/.320	8-9/2-3	.889/.667	43/24 +19	13/15	14/6	2/3	2/5	10/15
#2 Mississippi St.	23/35	30/55	53-90	(37)	23-58/37-68	.397/.544	4-18/7-14	.222/.500	3-5/9-12	.600/.750	37/32 +5	10/18	23/7	1/4	5/13	13/8
#21/20 GEORGIA	26/20	31/46	57-66	(9)	21-55/24-61	.382/.393	2-16/5-19	.125/.263	13-16/13-15	.813/.867	39/35 +4	11/10	19/12	4/2	5/6	14/17
No. 15 Mizzou	32/32	32/34	64-66	(2)	23-64/28-52	.359/.538	9-33/5-19	.273/.263	9-9/5-7	1000/.714	32/33 (1)	10/18	7/11	1/0	6/5	10/8

Note: Game totals are displayed in the format TEAM/OPPONENT for each category

2017-18 Univ. of Florida
Florida Team Game-by-Game (as of Feb 05, 2018)

TEAM STATISTICS

Opponent	Date	Score	W/L	FG-FGA	Pct	3FG-FGA	Pct	FT-FTA	Pct	Off	Def	Tot	Avg	PF	A	TO	Blk	Stl	Pts---Avg
GEORGIA STATE	11/11/17	82-66	W	33-70	.471	10-31	.323	6-11	.545	18	28	46	46.0	10	22	15	3	8	82
ARKANSAS STATE	11/14/17	69-70	L	26-51	.510	8-20	.400	9-13	.692	13	28	41	43.5	13	15	23	5	2	69
#17/14 FLORIDA STATE	11/17/17	54-84	L	21-65	.323	7-28	.250	5-13	.385	9	23	32	39.7	9	10	6	0	3	54
vs Richmond	11/21/17	87-80	W	28-60	.467	15-30	.500	16-22	.727	9	28	37	39.0	14	16	13	0	4	87
vs Stetson	11/22/17	71-85	L	28-64	.438	9-29	.310	6-11	.545	9	19	28	36.8	16	14	8	2	4	71
vs Savannah State	11/23/17	90-40	W	30-61	.492	17-39	.436	13-15	.867	16	42	58	40.3	11	21	17	0	2	90
JACKSONVILLE	11/28/17	69-59	W	29-63	.460	6-18	.333	5-10	.500	18	27	45	41.0	14	14	17	2	5	69
at Oklahoma	12/3/17	80-61	W	23-55	.418	12-26	.462	22-30	.733	15	41	56	42.9	14	16	21	0	4	80
#12 OHIO STATE	12/06/17	77-103	L	30-68	.441	9-30	.300	8-10	.800	17	24	41	42.7	11	14	24	1	1	77
MARSHALL	12/10/17	74-69	W	22-55	.400	13-35	.371	17-25	.680	13	26	39	42.3	10	18	14	0	5	74
CHATTANOOGA	12/20/17	60-65	L	23-64	.359	4-28	.143	10-12	.833	14	30	44	42.5	11	11	12	1	6	60
SAINT JOSEPH'S	12/21/17	71-51	W	27-63	.429	7-21	.333	10-13	.769	14	31	45	42.7	14	15	11	2	4	71
DELAWARE STATE	12/27/17	85-51	W	30-68	.441	10-29	.345	15-26	.577	19	49	68	44.6	11	17	21	1	3	85
at Auburn	12/31/17	55-84	L	18-45	.400	6-20	.300	13-22	.591	12	25	37	44.1	16	9	28	2	3	55
ALABAMA	01/04/18	54-63	L	20-57	.351	10-28	.357	4-5	.800	11	24	35	43.5	14	16	17	3	5	54
at Ole Miss	01/07/18	75-78	Lot	27-69	.391	10-33	.303	11-18	.611	15	33	48	43.8	16	16	18	0	8	75
KENTUCKY	01/11/18	53-56	L	20-61	.328	10-36	.278	3-4	.750	16	22	38	43.4	10	15	13	3	5	53
LSU	01/14/18	59-66	L	22-64	.344	6-31	.194	9-13	.692	17	25	42	43.3	18	10	16	0	6	59
at Arkansas	01/18/18	65-51	W	26-69	.377	7-29	.241	6-7	.857	14	40	54	43.9	9	15	14	1	4	65
OLE MISS	01/21/18	61-60	W	24-53	.453	5-19	.263	8-9	.889	13	30	43	43.8	10	13	14	2	2	61
at #2 Mississippi St.	01/25/18	53-90	L	23-58	.397	4-18	.222	3-5	.600	15	22	37	43.5	13	10	23	1	5	53
#21/20 GEORGIA	01/28/18	57-66	L	21-55	.382	2-16	.125	13-16	.813	9	30	39	43.3	14	11	19	4	5	57
at No. 15 Mizzou	02/05/18	64-66	L	23-64	.359	9-33	.273	9-9	1.000	14	18	32	42.8	10	10	7	1	6	64
Florida		1565		574-1402	.409	196-627	.313	221-319	.693	320	665	985	42.8	288	328	371	34	100	1565
Opponents		1564		617-1546	.399	146-491	.297	184-249	.739	289	551	840	36.5	346	251	249	54	173	1564

Games played: 23
Points/game: 68.0
FG Pct: 40.9
3FG Pct: 31.3
FT Pct: 69.3

Rebounds/game: 42.8
Assists/game: 14.3
Turnovers/game: 16.1
Assist/turnover ratio: 0.9
Steals/game: 4.3
Blocks/game: 1.5

OPPONENT STATISTICS

Opponent	Date	Score	W/L	FG-FGA	Pct	3FG-FGA	Pct	FT-FTA	Pct	Off	Def	Tot	Avg	PF	A	TO	Blk	Stl	Pts---Avg
GEORGIA STATE	11/11/17	82-66	W	27-69	.391	8-21	.381	4-8	.500	17	21	38	38.0	16	11	20	4	7	66
ARKANSAS STATE	11/14/17	69-70	L	28-73	.384	8-19	.421	6-10	.600	20	13	33	35.5	17	12	11	2	9	70
#17/14 FLORIDA STATE	11/17/17	54-84	L	32-64	.500	11-28	.393	9-12	.750	11	39	50	40.3	12	14	7	2	0	84
vs Richmond	11/21/17	87-80	W	29-66	.439	9-22	.409	13-15	.867	9	28	37	39.5	17	12	11	2	8	80
vs Stetson	11/22/17	71-85	L	29-54	.537	11-19	.579	16-19	.842	6	29	35	38.6	17	15	13	1	3	85
vs Savannah State	11/23/17	90-40	W	14-64	.219	2-16	.125	10-14	.714	11	16	27	36.7	18	4	9	0	8	40
JACKSONVILLE	11/28/17	69-59	W	23-63	.365	4-17	.235	9-10	.900	14	19	33	36.1	14	6	17	2	6	59
at Oklahoma	12/3/17	80-61	W	27-78	.346	3-20	.150	4-8	.500	13	18	31	35.5	20	7	7	3	10	61
#12 OHIO STATE	12/06/17	77-103	L	40-74	.541	9-25	.360	14-15	.933	10	23	33	35.2	14	7	10	6	13	103
MARSHALL	12/10/17	74-69	W	29-70	.414	10-26	.385	1-3	.333	16	21	37	35.4	20	10	12	2	9	69
CHATTANOOGA	12/20/17	60-65	L	26-69	.377	5-23	.217	8-9	.889	14	28	42	36.0	12	12	9	4	7	65
SAINT JOSEPH'S	12/21/17	71-51	W	22-60	.367	1-13	.077	6-12	.500	9	24	33	35.8	15	6	12	1	6	51
DELAWARE STATE	12/27/17	85-51	W	20-78	.256	5-29	.172	6-11	.545	11	24	35	35.7	19	5	8	0	12	51
at Auburn	12/31/17	55-84	L	32-83	.386	8-24	.333	12-16	.750	24	19	43	36.2	20	11	5	2	13	84
ALABAMA	01/04/18	54-63	L	27-66	.409	3-14	.214	6-11	.545	17	27	44	36.7	10	5	12	3	7	63
at Ole Miss	01/07/18	75-78	Lot	28-81	.346	8-35	.229	14-16	.875	20	28	48	37.4	20	20	14	3	9	78
KENTUCKY	01/11/18	53-56	L	23-55	.418	6-12	.500	4-7	.571	10	26	36	37.4	8	10	12	1	6	56
LSU	01/14/18	59-66	L	26-61	.426	5-21	.238	9-12	.750	11	28	39	37.4	20	15	16	4	8	66
at Arkansas	01/18/18	65-51	W	21-76	.276	5-30	.167	4-4	1.000	13	29	42	37.7	9	8	8	3	3	51
OLE MISS	01/21/18	61-60	W	25-61	.410	8-25	.320	2-3	.667	7	17	24	37.0	15	15	6	3	5	60
at #2 Mississippi St.	01/25/18	53-90	L	37-68	.544	7-14	.500	9-12	.750	11	21	32	36.8	8	18	7	4	13	90
#21/20 GEORGIA	01/28/18	57-66	L	24-61	.393	5-19	.263	13-15	.867	8	27	35	36.7	17	10	12	2	6	66
at No. 15 Mizzou	02/05/18	64-66	L	28-52	.538	5-19	.263	5-7	.714	7	26	33	36.5	8	18	11	0	5	66
Opponents		1564		617-1546	.399	146-491	.297	184-249	.739	289	551	840	36.5	346	251	249	54	173	1564
Florida		1565		574-1402	.409	196-627	.313	221-319	.693	320	665	985	42.8	288	328	371	34	100	1565

Games played: 23
Points/game: 68.0
FG Pct: 39.9
3FG Pct: 29.7
FT Pct: 73.9

Rebounds/game: 36.5
Assists/game: 10.9
Turnovers/game: 10.8
Assist/turnover ratio: 1.0
Steals/game: 7.5
Blocks/game: 2.3

2017-18 Univ. of Florida
Florida Points-Rebounds-Assists (as of Feb 05, 2018)
All games

Opponent	Date	Score		11 ANDERSON,D	55 BROWER,STE	24 HAYES,MIKA	12 HERSLER,PA	01 JOHNSON,TA	44 LORENZEN,H	22 MORANG,SYD
GEORGIA STATE	11/11/17	82-66	w	18-7-8	DNP	2-1-0	15-5-3	2-0-2	18-12-3	3-1-0
ARKANSAS STATE	11/14/17	69-70	L	6-3-6	DNP	4-1-0	12-11-1	0-1-0	9-6-1	5-1-1
#17/14 FLORIDA STATE	11/17/17	54-84	L	5-1-1	DNP	1-2-0	11-3-1	2-1-0	2-6-4	6-5-1
vs Richmond	11/21/17	87-80	w	13-4-6	DNP	0-0-0	11-5-2	0-0-1	14-10-2	DNP
vs Stetson	11/22/17	71-85	L	21-1-3	DNP	0-0-0	9-4-1	5-3-3	10-7-0	DNP
vs Savannah State	11/23/17	90-40	w	3-2-2	DNP	9-4-0	17-9-1	2-1-4	18-8-2	DNP
JACKSONVILLE	11/28/17	69-59	w	16-7-1	DNP	0-1-0	7-6-2	DNP	20-11-0	DNP
at Oklahoma	12/3/17	80-61	w	29-8-4	DNP	0-1-0	9-4-0	DNP	7-11-1	DNP
#12 OHIO STATE	12/06/17	77-103	L	2-1-1	DNP	4-3-0	14-6-1	0-1-0	17-11-3	DNP
MARSHALL	12/10/17	74-69	w	18-3-4	DNP	2-1-1	12-4-0	0-0-0	6-9-5	DNP
CHATTANOOGA	12/20/17	60-65	L	3-6-1	DNP	0-1-0	8-5-2	0-0-0	14-12-1	DNP
SAINT JOSEPH'S	12/21/17	71-51	w	11-7-4	0-0-0	3-5-1	19-8-1	0-1-0	12-10-1	DNP
DELAWARE STATE	12/27/17	85-51	w	11-7-3	0-1-0	3-4-0	15-8-0	2-5-2	18-12-3	DNP
at Auburn	12/31/17	55-84	L	9-6-2	DNP	2-2-0	12-9-0	0-0-0	0-6-4	DNP
ALABAMA	01/04/18	54-63	L	13-0-3	DNP	2-3-0	8-9-1	DNP	14-7-4	DNP
at Ole Miss	01/07/18	75-78	L	12-6-2	DNP	5-1-1	12-11-1	0-0-0	19-10-2	DNP
KENTUCKY	01/11/18	53-56	L	10-3-5	DNP	1-1-1	19-8-1	0-1-0	9-10-1	DNP
LSU	01/14/18	59-66	L	3-6-2	DNP	0-0-0	10-4-0	2-0-0	20-10-2	DNP
at Arkansas	01/18/18	65-51	w	5-9-3	DNP	0-2-0	19-7-1	2-2-1	12-10-5	DNP
OLE MISS	01/21/18	61-60	w	5-2-1	DNP	2-1-0	7-9-0	0-0-0	18-13-1	DNP
at #2 Mississippi St.	01/25/18	53-90	L	9-3-2	DNP	0-1-0	4-7-0	0-0-2	6-12-2	DNP
#21/20 GEORGIA	01/28/18	57-66	L	4-2-2	DNP	0-1-0	19-7-0	0-0-0	12-5-1	DNP
at No. 15 Mizzou	02/05/18	64-66	L	12-6-1	DNP	0-5-0	14-4-2	0-2-1	8-10-3	DNP

Opponent	Date	Score		03 NAKKASOGLU	05 PORTAKAL,E	15 SEARCY,SYD	23 THOMAS,JAL	00 WASHINGTON
GEORGIA STATE	11/11/17	82-66	w	9-6-2	3-0-0	1-0-0	2-6-1	9-5-3
ARKANSAS STATE	11/14/17	69-70	L	16-4-2	0-1-0	4-0-0	2-0-0	11-8-4
#17/14 FLORIDA STATE	11/17/17	54-84	L	18-2-2	0-0-0	3-0-0	4-2-0	2-8-1
vs Richmond	11/21/17	87-80	w	25-3-2	0-0-0	3-2-0	5-3-1	16-7-2
vs Stetson	11/22/17	71-85	L	DNP	1-0-1	11-2-3	0-2-1	14-7-2
vs Savannah State	11/23/17	90-40	w	DNP	2-3-0	20-4-2	7-12-0	12-12-10
JACKSONVILLE	11/28/17	69-59	w	6-3-2	0-0-0	6-1-1	2-3-1	12-9-7
at Oklahoma	12/3/17	80-61	w	24-4-4	0-0-0	0-2-2	0-7-1	11-15-4
#12 OHIO STATE	12/06/17	77-103	L	16-3-6	2-0-0	3-0-0	5-7-0	14-6-3
MARSHALL	12/10/17	74-69	w	17-2-1	3-0-0	3-1-2	3-6-0	10-6-5
CHATTANOOGA	12/20/17	60-65	L	21-3-2	0-0-3	DNP	2-1-0	12-13-2
SAINT JOSEPH'S	12/21/17	71-51	w	10-0-2	2-2-4	DNP	0-1-1	14-7-1
DELAWARE STATE	12/27/17	85-51	w	14-5-5	0-1-1	11-4-2	5-5-0	6-12-1
at Auburn	12/31/17	55-84	L	15-2-2	0-0-0	8-2-0	0-1-0	9-7-1
ALABAMA	01/04/18	54-63	L	11-0-3	0-0-0	0-4-1	0-1-0	6-6-4
at Ole Miss	01/07/18	75-78	L	18-0-2	0-0-0	0-3-0	0-1-1	9-10-7
KENTUCKY	01/11/18	53-56	L	8-1-2	0-0-0	3-1-1	0-1-0	3-9-4
LSU	01/14/18	59-66	L	11-1-3	DNP	0-0-0	2-4-0	11-13-3
at Arkansas	01/18/18	65-51	w	7-4-1	DNP	6-4-0	0-4-1	14-9-3
OLE MISS	01/21/18	61-60	w	9-1-4	DNP	3-0-1	2-4-2	15-10-4
at #2 Mississippi St.	01/25/18	53-90	L	19-0-3	DNP	3-1-1	2-0-0	10-10-0
#21/20 GEORGIA	01/28/18	57-66	L	18-4-3	DNP	0-3-1	2-1-0	2-13-4
at No. 15 Mizzou	02/05/18	64-66	L	7-2-0	DNP	DNP	0-1-0	23-1-3

2017-18 Univ. of Florida
Florida Individual Game-by-Game (as of Feb 05, 2018)
All games

#00 Washington, Delicia

Opponent	Date	GS	Min	---TOTAL---		---3-PTS---		----REBOUNDS----										PF	FO	A	TO	Blk	Stl	Pts	Avg
				FG-FGA	Pct	3FG-FGA	Pct	FT-FTA	Pct	Off	Def	Tot	Avg												
GEORGIA STATE	11/11/17	*	29	4-11	.364	1-5	.200	0-2	.000	1	4	5	5.0	0	0	3	2	0	1	9	9.0				
ARKANSAS STATE	11/14/17	*	28	4-9	.444	1-3	.333	2-2	1.000	4	4	8	6.5	4	0	4	9	0	1	11	10.0				
#17/14 FLORIDA STATE	11/17/17	*	27	0-11	.000	0-5	.000	2-4	.500	2	6	8	7.0	1	0	1	1	0	0	2	7.3				
vs Richmond	11/21/17	*	30	5-11	.455	3-6	.500	3-5	.600	1	6	7	7.0	1	0	2	2	0	0	16	9.5				
vs Stetson	11/22/17	*	34	5-17	.294	1-9	.111	3-4	.750	2	5	7	7.0	4	0	2	3	0	1	14	10.4				
vs Savannah State	11/23/17	*	28	4-7	.571	4-7	.571	0-0	.000	2	10	12	7.8	1	0	10	4	0	0	12	10.7				
JACKSONVILLE	11/28/17	*	31	5-14	.357	0-3	.000	2-6	.333	2	7	9	8.0	3	0	7	2	0	0	12	10.9				
at Oklahoma	12/3/17	*	32	4-12	.333	1-4	.250	2-3	.667	2	13	15	8.9	4	0	4	5	0	3	11	10.9				
#12 OHIO STATE	12/06/17	*	34	6-13	.462	2-7	.286	0-1	.000	3	3	6	8.6	1	0	3	5	0	0	14	11.2				
MARSHALL	12/10/17	*	36	2-8	.250	1-4	.250	5-8	.625	3	3	6	8.3	1	0	5	4	0	1	10	11.1				
CHATTANOOGA	12/20/17	*	32	5-18	.278	2-7	.286	0-1	.000	4	9	13	8.7	1	0	2	0	0	0	12	11.2				
SAINT JOSEPH'S	12/21/17	*	20	7-8	.875	0-0	.000	0-1	.000	2	5	7	8.6	2	0	1	1	0	0	14	11.4				
DELAWARE STATE	12/27/17	*	21	2-9	.222	1-4	.250	1-3	.333	3	9	12	8.8	2	0	1	7	0	1	6	11.0				
at Auburn	12/31/17	*	26	3-10	.300	0-4	.000	3-6	.500	2	5	7	8.7	4	0	1	4	0	0	9	10.9				
ALABAMA	01/04/18	*	33	2-10	.200	2-5	.400	0-0	.000	0	6	6	8.5	4	0	4	6	0	0	6	10.5				
at Ole Miss	01/07/18	*	35	3-9	.333	0-0	.000	3-4	.750	1	9	10	8.6	5	1	7	3	0	1	9	10.4				
KENTUCKY	01/11/18	*	32	1-8	.125	1-4	.250	0-0	.000	5	4	9	8.6	2	0	4	5	0	1	3	10.0				
LSU	01/14/18	*	36	4-13	.308	1-5	.200	2-2	1.000	4	9	13	8.9	5	1	3	4	0	2	11	10.1				
at Arkansas	01/18/18	*	27	6-15	.400	0-4	.000	2-2	1.000	2	7	9	8.9	0	0	3	1	0	2	14	10.3				
OLE MISS	01/21/18	*	34	7-12	.583	0-2	.000	1-2	.500	2	8	10	9.0	2	0	4	0	0	2	15	10.5				
at #2 Mississippi St.	01/25/18	*	29	5-11	.455	0-1	.000	0-0	.000	3	7	10	9.0	2	0	0	9	0	0	10	10.5				
#21/20 GEORGIA	01/28/18	*	35	1-9	.111	0-2	.000	0-0	.000	4	9	13	9.2	2	0	4	3	0	0	2	10.1				
at No. 15 Mizzou	02/05/18	*	30	7-15	.467	3-8	.375	6-6	1.000	0	1	1	8.8	3	0	3	1	0	2	23	10.7				
Totals.....		23	699	92-260	.354	24-99	.242	37-62	.597	54	149	203	8.8	54	2	78	81	0	18	245	10.7				

Games played: 23	Rebounds/game: 8.8
Minutes/game: 30.4	Assists/game: 3.4
Points/game: 10.7	Turnovers/game: 3.5
FG Pct: 35.4	Assist/turnover ratio: 1.0
3FG Pct: 24.2	Steals/game: 0.8
FT Pct: 59.7	

#01 Johnson, Tameria

Opponent	Date	GS	Min	---TOTAL---		---3-PTS---		----REBOUNDS----						PF FO		A TO Blk Stl Pts Avg					
				FG-FGA	Pct	3FG-FGA	Pct	FT-FTA	Pct	Off	Def	Tot	Avg								
GEORGIA STATE	11/11/17		2	1-1	1.000	0-0	.000	0-0	.000	0	0	0	0.0	1	0	2	0	0	1	2	2.0
ARKANSAS STATE	11/14/17		4	0-0	.000	0-0	.000	0-0	.000	0	1	1	0.5	1	0	0	2	0	0	0	1.0
#17/14 FLORIDA STATE	11/17/17		3	1-3	.333	0-0	.000	0-0	.000	1	0	1	0.7	0	0	0	0	0	0	2	1.3
vs Richmond	11/21/17		2	0-0	.000	0-0	.000	0-0	.000	0	0	0	0.5	0	0	1	1	0	0	0	1.0
vs Stetson	11/22/17		16	2-3	.667	0-1	.000	1-4	.250	1	2	3	1.0	2	0	3	1	0	2	5	1.8
vs Savannah State	11/23/17		21	0-1	.000	0-0	.000	2-2	1.000	0	1	1	1.0	3	0	4	6	0	0	2	1.8
#12 OHIO STATE	12/06/17		1	0-0	.000	0-0	.000	0-0	.000	1	0	1	1.0	1	0	0	0	0	0	0	1.6
MARSHALL	12/10/17		0	0-0	.000	0-0	.000	0-0	.000	0	0	0	0.9	0	0	0	0	0	0	0	1.4
CHATTANOOGA	12/20/17		4	0-0	.000	0-0	.000	0-0	.000	0	0	0	0.8	0	0	0	1	0	0	0	1.2
SAINT JOSEPH'S	12/21/17		11	0-3	.000	0-0	.000	0-0	.000	0	1	1	0.8	3	0	0	0	0	1	0	1.1
DELAWARE STATE	12/27/17		14	0-1	.000	0-0	.000	2-2	1.000	1	4	5	1.2	1	0	2	3	0	1	2	1.2
at Auburn	12/31/17		0	0-0	.000	0-0	.000	0-0	.000	0	0	0	1.1	0	0	0	0	0	0	0	1.1
at Ole Miss	01/07/18		1	0-0	.000	0-0	.000	0-0	.000	0	0	0	1.0	1	0	0	0	0	0	0	1.0
KENTUCKY	01/11/18		0	0-0	.000	0-0	.000	0-0	.000	1	0	1	1.0	1	0	0	0	0	0	0	0.9
LSU	01/14/18		2	1-1	1.000	0-0	.000	0-0	.000	0	0	0	0.9	2	0	0	1	0	2	2	1.0
at Arkansas	01/18/18		5	1-2	.500	0-0	.000	0-0	.000	0	2	2	1.0	0	0	1	1	0	1	2	1.1
OLE MISS	01/21/18		5	0-0	.000	0-0	.000	0-0	.000	0	0	0	0.9	1	0	0	1	0	0	0	1.0
at #2 Mississippi St.	01/25/18		7	0-0	.000	0-0	.000	0-0	.000	0	0	0	0.9	2	0	2	1	0	0	0	0.9
#21/20 GEORGIA	01/28/18		0	0-0	.000	0-0	.000	0-0	.000	0	0	0	0.8	1	0	0	0	0	0	0	0.9
at No. 15 Mizzou	02/05/18		16	0-2	.000	0-1	.000	0-0	.000	1	1	2	0.9	0	0	1	0	0	0	0	0.9
Totals.....		0	114	6-17	.353	0-2	.000	5-8	.625	6	12	18	0.9	20	0	16	18	0	8	17	0.9

Games played: 20	Rebounds/game: 0.9
Minutes/game: 5.7	Assists/game: 0.8
Points/game: 0.9	Turnovers/game: 0.9
FG Pct: 35.3	Assist/turnover ratio: 0.9
3FG Pct: 0.0	Steals/game: 0.4
FT Pct: 62.5	

#03 Nakkasoglu,Funda

Opponent	Date	GS	Min	---TOTAL---		---3-PTS---		----REBOUNDS----										PF	FO	A	TO	Blk	Stl	Pts	Avg
				FG-FGA	Pct	3FG-FGA	Pct	FT-FTA	Pct	Off	Def	Tot	Avg												
GEORGIA STATE	11/11/17	*	33	3-9	.333	1-7	.143	2-2	1.000	2	4	6	6.0	1	0	2	3	0	0	9	9.0				
ARKANSAS STATE	11/14/17	*	32	6-9	.667	4-5	.800	0-2	.000	1	3	4	5.0	1	0	2	4	0	0	16	12.5				
#17/14 FLORIDA STATE	11/17/17	*	32	7-15	.467	2-8	.250	2-5	.400	0	2	2	4.0	2	0	2	1	0	1	18	14.3				
vs Richmond	11/21/17	*	34	8-11	.727	7-9	.778	2-2	1.000	0	3	3	3.8	0	0	2	1	0	0	25	17.0				
JACKSONVILLE	11/28/17	*	32	2-11	.182	0-6	.000	2-2	1.000	0	3	3	3.6	2	0	2	6	0	0	6	14.8				
at Oklahoma	12/3/17	*	37	7-15	.467	4-9	.444	6-7	.857	0	4	4	3.7	0	0	4	5	0	1	24	16.3				
#12 OHIO STATE	12/06/17	*	36	5-8	.625	2-3	.667	4-4	1.000	0	3	3	3.6	0	0	6	5	0	0	16	16.3				
MARSHALL	12/10/17	*	37	5-14	.357	4-12	.333	3-4	.750	1	1	2	3.4	1	0	1	0	0	0	17	16.4				
CHATTANOOGA	12/20/17	*	37	7-12	.583	2-7	.286	5-6	.833	0	3	3	3.3	4	0	2	3	0	1	21	16.9				
SAINT JOSEPH'S	12/21/17	*	33	3-10	.300	2-7	.286	2-2	1.000	0	0	0	3.0	0	0	2	3	0	1	10	16.2				
DELAWARE STATE	12/27/17	*	30	5-12	.417	2-6	.333	2-2	1.000	1	4	5	3.2	1	0	5	4	0	1	14	16.0				
at Auburn	12/31/17	*	36	4-11	.364	2-6	.333	5-6	.833	1	1	2	3.1	3	0	2	7	0	0	15	15.9				
ALABAMA	01/04/18	*	33	4-11	.364	3-8	.375	0-0	.000	0	0	0	2.8	1	0	3	4	0	0	11	15.5				
at Ole Miss	01/07/18	*	48	6-18	.333	5-14	.357	1-2	.500	0	0	0	2.6	2	0	2	3	0	2	18	15.7				
KENTUCKY	01/11/18	*	33	3-15	.200	2-10	.200	0-0	.000	1	0	1	2.5	1	0	2	1	1	1	8	15.2				
LSU	01/14/18	*	36	4-11	.364	3-9	.333	0-0	.000	0	1	1	2.4	1	0	3	1	0	0	11	14.9				
at Arkansas	01/18/18	*	36	2-7	.286	1-5	.200	2-2	1.000	0	4	4	2.5	1	0	1	4	0	0	7	14.5				
OLE MISS	01/21/18	*	36	4-12	.333	1-6	.167	0-0	.000	1	0	1	2.4	1	0	4	1	0	0	9	14.2				
at #2 Mississippi St.	01/25/18	*	30	7-13	.538	2-5	.400	3-5	.600	0	0	0	2.3	0	0	3	2	0	1	19	14.4				
#21/20 GEORGIA	01/28/18	*	35	5-13	.385	1-6	.167	7-10	.700	0	4	4	2.4	1	0	3	2	0	1	18	14.6				
at No. 15 Mizzou	02/05/18	*	39	2-11	.182	1-6	.167	2-2	1.000	1	1	2	2.4	2	0	0	1	0	0	7	14.2				
Totals.....	21	735	99-248	.399	51-154	.331	50-65	.769	9	41	50	2.4	25	0	53	61	1	10	299	14.2					

Games played: 21
Minutes/game: 35.0
Points/game: 14.2
FG Pct: 39.9
3FG Pct: 33.1
FT Pct: 76.9

Rebounds/game: 2.4
Assists/game: 2.5
Turnovers/game: 2.9
Assist/turnover ratio: 0.9
Steals/game: 0.5
Blocks/game: 0.0

#05 Portakal,Elif

Opponent	Date	GS	Min	---TOTAL---		---3-PTS---		----REBOUNDS----										PF	FO	A	TO	Blk	Stl	Pts	Avg
				FG-FGA	Pct	3FG-FGA	Pct	FT-FTA	Pct	Off	Def	Tot	Avg												
GEORGIA STATE	11/11/17		4	1-2	.500	1-1	1.000	0-0	.000	0	0	0	0.0	0	0	0	1	0	0	3	3.0				
ARKANSAS STATE	11/14/17		3	0-1	.000	0-1	.000	0-0	.000	1	0	1	0.5	0	0	0	0	0	0	0	1.5				
#17/14 FLORIDA STATE	11/17/17		2	0-0	.000	0-0	.000	0-0	.000	0	0	0	0.3	0	0	0	0	0	0	0	1.0				
vs Richmond	11/21/17		5	0-0	.000	0-0	.000	0-0	.000	0	0	0	0.3	2	0	0	1	0	0	0	0.8				
vs Stetson	11/22/17		10	0-0	.000	0-0	.000	1-2	.500	0	0	0	0.2	0	0	1	1	0	0	1	0.8				
vs Savannah State	11/23/17		21	1-4	.250	0-3	.000	0-0	.000	0	3	3	0.7	0	0	0	3	0	0	2	1.0				
JACKSONVILLE	11/28/17		3	0-0	.000	0-0	.000	0-0	.000	0	0	0	0.6	0	0	0	0	0	0	0	0.9				
at Oklahoma	12/3/17		1	0-0	.000	0-0	.000	0-0	.000	0	0	0	0.5	0	0	0	0	0	0	0	0.8				
#12 OHIO STATE	12/06/17		3	1-2	.500	0-0	.000	0-0	.000	0	0	0	0.4	2	0	0	1	0	0	2	0.9				
MARSHALL	12/10/17		3	1-1	1.000	1-1	1.000	0-0	.000	0	0	0	0.4	0	0	0	0	0	0	3	1.1				
CHATTANOOGA	12/20/17		14	0-4	.000	0-3	.000	0-0	.000	0	0	0	0.4	1	0	3	2	0	0	0	1.0				
SAINT JOSEPH'S	12/21/17		20	0-3	.000	0-1	.000	2-2	1.000	0	2	2	0.5	2	0	4	1	0	0	2	1.1				
DELAWARE STATE	12/27/17		10	0-3	.000	0-3	.000	0-0	.000	1	0	1	0.5	2	0	1	1	0	0	0	1.0				
at Auburn	12/31/17		1	0-1	.000	0-0	.000	0-0	.000	0	0	0	0.5	0	0	0	0	0	0	0	0.9				
ALABAMA	01/04/18		6	0-0	.000	0-0	.000	0-0	.000	0	0	0	0.5	0	0	0	0	0	0	0	0.9				
at Ole Miss	01/07/18		2	0-0	.000	0-0	.000	0-0	.000	0	0	0	0.4	0	0	0	0	0	0	0	0.8				
KENTUCKY	01/11/18		2	0-1	.000	0-1	.000	0-0	.000	0	0	0	0.4	0	0	0	0	0	0	0	0.8				
Totals.....		0	110	4-22	.182	2-14	.143	3-4	.750	2	5	7	0.4	9	0	9	11	0	0	13	0.8				

Games played: 17
Minutes/game: 6.5
Points/game: 0.8
FG Pct: 18.2
3FG Pct: 14.3
FT Pct: 75.0

Rebounds/game: 0.4
Assists/game: 0.5
Turnovers/game: 0.6
Assist/turnover ratio: 0.8

#11 Anderson,Dyandria

Opponent	Date	GS	Min	---TOTAL---		---3-PTS---		----REBOUNDS----										PF	FO	A	TO	Blk	Stl	Pts	Avg
				FG-FGA	Pct	3FG-FGA	Pct	FT-FTA	Pct	Off	Def	Tot	Avg												
GEORGIA STATE	11/11/17	*	35	8-14	.571	2-5	.400	0-0	.000	3	4	7	7.0	0	0	8	2	1	2	18	18.0				
ARKANSAS STATE	11/14/17	*	30	2-4	.500	1-2	.500	1-2	.500	1	2	3	5.0	2	0	6	3	0	0	6	12.0				
#17/14 FLORIDA STATE	11/17/17	*	31	2-9	.222	1-4	.250	0-0	.000	0	1	1	3.7	1	0	1	1	0	2	5	9.7				
vs Richmond	11/21/17	*	34	4-9	.444	1-3	.333	4-6	.667	1	3	4	3.8	1	0	6	2	0	2	13	10.5				
vs Stetson	11/22/17	*	34	8-16	.500	5-11	.455	0-0	.000	0	1	1	3.2	4	0	3	0	0	0	21	12.6				
vs Savannah State	11/23/17	*	17	1-6	.167	0-4	.000	1-1	1.000	1	1	2	3.0	1	0	2	2	0	0	3	11.0				
JACKSONVILLE	11/28/17	*	30	7-10	.700	2-4	.500	0-0	.000	3	4	7	3.6	1	0	1	2	0	1	16	11.7				
at Oklahoma	12/3/17	*	35	8-11	.727	6-7	.857	7-9	.778	2	6	8	4.1	0	0	4	1	0	0	29	13.9				
#12 OHIO STATE	12/06/17	*	29	1-8	.125	0-7	.000	0-0	.000	0	1	1	3.8	3	0	1	3	1	0	2	12.6				
MARSHALL	12/10/17	*	32	5-12	.417	5-10	.500	3-4	.750	1	2	3	3.7	2	0	4	2	0	2	18	13.1				
CHATTANOOGA	12/20/17	*	33	1-7	.143	0-6	.000	1-1	1.000	0	6	6	3.9	1	0	1	2	0	2	3	12.2				
SAINT JOSEPH'S	12/21/17	*	36	3-9	.333	2-6	.333	3-4	.750	1	6	7	4.2	1	0	4	3	0	0	11	12.1				
DELAWARE STATE	12/27/17	*	22	5-12	.417	1-6	.167	0-0	.000	3	4	7	4.4	0	0	3	3	0	0	11	12.0				
at Auburn	12/31/17	*	35	3-8	.375	2-5	.400	1-2	.500	2	4	6	4.5	1	0	2	5	0	2	9	11.8				
ALABAMA	01/04/18	*	35	4-11	.364	3-8	.375	2-2	1.000	0	0	0	4.2	2	0	3	4	1	2	13	11.9				
at Ole Miss	01/07/18	*	44	5-7	.714	2-4	.500	0-1	.000	2	4	6	4.3	0	0	2	6	0	1	12	11.9				
KENTUCKY	01/11/18	*	33	4-10	.400	2-8	.250	0-0	.000	0	3	3	4.2	1	0	5	1	0	0	10	11.8				
LSU	01/14/18	*	31	0-6	.000	0-4	.000	3-4	.750	3	3	6	4.3	0	0	2	3	0	0	3	11.3				
at Arkansas	01/18/18	*	31	2-9	.222	1-6	.167	0-0	.000	3	6	9	4.6	2	0	3	1	0	0	5	10.9				
OLE MISS	01/21/18	*	30	2-5	.400	1-2	.500	0-0	.000	1	1	2	4.5	0	0	1	2	0	0	5	10.7				
at #2 Mississippi St.	01/25/18	*	29	4-5	.800	1-2	.500	0-0	.000	1	2	3	4.4	2	0	2	1	1	1	9	10.6				
#21/20 GEORGIA	01/28/18	*	32	2-6	.333	0-3	.000	0-0	.000	0	2	2	4.3	5	1	2	4	1	1	4	10.3				
at No. 15 Mizzou	02/05/18	*	36	4-13	.308	3-10	.300	1-1	1.000	3	3	6	4.3	2	0	1	3	0	3	12	10.3				
Totals.....		23	734	85-207	.411	41-127	.323	27-37	.730	31	69	100	4.3	32	1	67	56	5	21	238	10.3				

Games played: 23
Minutes/game: 31.9
Points/game: 10.3
FG Pct: 41.1
3FG Pct: 32.3
FT Pct: 73.0

Rebounds/game: 4.3
Assists/game: 2.9
Turnovers/game: 2.4
Assist/turnover ratio: 1.2
Steals/game: 0.9
Blocks/game: 0.2

#12 Hersler,Paulina

Opponent	Date	GS	Min	---TOTAL---		---3-PTS---		----REBOUNDS----										PF	FO	A	TO	Blk	Stl	Pts	Avg
				FG-FGA	Pct	3FG-FGA	Pct	FT-FTA	Pct	Off	Def	Tot	Avg												
GEORGIA STATE	11/11/17	*	30	6-9	.667	3-5	.600	0-0	.000	2	3	5	5.0	1	0	3	2	1	0	15	15.0				
ARKANSAS STATE	11/14/17	*	34	5-12	.417	1-4	.250	1-1	1.000	1	10	11	8.0	1	0	1	1	3	0	12	13.5				
#17/14 FLORIDA STATE	11/17/17	*	27	5-8	.625	1-3	.333	0-0	.000	0	3	3	6.3	2	0	1	2	0	0	11	12.7				
vs Richmond	11/21/17	*	32	4-10	.400	2-5	.400	1-3	.333	1	4	5	6.0	1	0	2	4	0	0	11	12.3				
vs Stetson	11/22/17	*	26	4-8	.500	0-2	.000	1-1	1.000	0	4	4	5.6	0	0	1	1	0	1	9	11.6				
vs Savannah State	11/23/17	*	23	5-9	.556	3-5	.600	4-4	1.000	3	6	9	6.2	2	0	1	1	0	0	17	12.5				
JACKSONVILLE	11/28/17	*	33	3-8	.375	1-1	1.000	0-0	.000	2	4	6	6.1	4	0	2	4	1	2	7	11.7				
at Oklahoma	12/3/17	*	25	3-9	.333	1-4	.250	2-3	.667	1	3	4	5.9	3	0	0	0	0	0	9	11.4				
#12 OHIO STATE	12/06/17	*	27	5-13	.385	3-7	.429	1-1	1.000	0	6	6	5.9	1	0	1	2	0	0	14	11.7				
MARSHALL	12/10/17	*	29	4-7	.571	1-2	.500	3-6	.500	0	4	4	5.7	1	0	0	1	0	0	12	11.7				
CHATTANOOGA	12/20/17	*	31	3-11	.273	0-5	.000	2-2	1.000	1	4	5	5.6	2	0	2	1	0	1	8	11.4				
SAINT JOSEPH'S	12/21/17	*	30	7-10	.700	3-5	.600	2-2	1.000	3	5	8	5.8	1	0	1	0	2	1	19	12.0				
DELAWARE STATE	12/27/17	*	28	6-11	.545	1-2	.500	2-3	.667	3	5	8	6.0	2	0	0	0	0	0	15	12.2				
at Auburn	12/31/17	*	31	4-5	.800	1-2	.500	3-3	1.000	3	6	9	6.2	2	0	0	6	0	1	12	12.2				
ALABAMA	01/04/18	*	35	3-10	.300	2-6	.333	0-0	.000	3	6	9	6.4	1	0	1	1	1	2	8	11.9				
at Ole Miss	01/07/18	*	42	5-12	.417	1-7	.143	1-3	.333	4	7	11	6.7	3	0	1	1	0	1	12	11.9				
KENTUCKY	01/11/18	*	34	7-13	.538	3-8	.375	2-2	1.000	3	5	8	6.8	0	0	1	0	0	1	19	12.4				
LSU	01/14/18	*	29	4-11	.364	2-7	.286	0-0	.000	0	4	4	6.6	4	0	0	1	0	0	10	12.2				
at Arkansas	01/18/18	*	32	8-13	.615	3-5	.600	0-1	.000	2	5	7	6.6	1	0	1	1	0	0	19	12.6				
OLE MISS	01/21/18	*	32	3-6	.500	1-3	.333	0-0	.000	2	7	9	6.8	3	0	0	4	0	0	7	12.3				
at #2 Mississippi St.	01/25/18	*	29	2-11	.182	0-1	.000	0-0	.000	4	3	7	6.8	1	0	0	3	0	1	4	11.9				
#21/20 GEORGIA	01/28/18	*	33	8-14	.571	1-3	.333	2-2	1.000	3	4	7	6.8	0	0	0	0	0	0	19	12.2				
at No. 15 Mizzou	02/05/18	*	31	6-14	.429	2-6	.333	0-0	.000	3	1	4	6.7	1	0	2	1	1	0	14	12.3				
Totals.....		23	703	110-234	.470	36-98	.367	27-37	.730	44	109	153	6.7	37	0	21	37	9	11	283	12.3				

Games played: 23
Minutes/game: 30.6
Points/game: 12.3
FG Pct: 47.0
3FG Pct: 36.7
FT Pct: 73.0

Rebounds/game: 6.7
Assists/game: 0.9
Turnovers/game: 1.6
Assist/turnover ratio: 0.6
Steals/game: 0.5
Blocks/game: 0.4

#15 Searcy, Sydney

Opponent	Date	GS	Min	---TOTAL---		---3-PTS---		----REBOUNDS----										PF	FO	A	TO	Blk	Stl	Pts	Avg
				FG-FGA	Pct	3FG-FGA	Pct	FT-FTA	Pct	Off	Def	Tot	Avg												
GEORGIA STATE	11/11/17		2	0-0	.000	0-0	.000	1-2	.500	0	0	0	0.0	1	0	0	1	0	1	1	1.0				
ARKANSAS STATE	11/14/17		8	1-2	.500	0-1	.000	2-2	1.000	0	0	0	0.0	0	0	0	0	0	0	4	2.5				
#17/14 FLORIDA STATE	11/17/17		6	1-2	.500	1-2	.500	0-0	.000	0	0	0	0.0	0	0	0	0	0	0	3	2.7				
vs Richmond	11/21/17		15	1-4	.250	1-3	.333	0-0	.000	1	1	2	0.5	4	0	0	0	0	0	3	2.8				
vs Stetson	11/22/17	*	26	4-8	.500	3-6	.500	0-0	.000	1	1	2	0.8	4	0	3	1	0	0	11	4.4				
vs Savannah State	11/23/17	*	33	7-13	.538	6-12	.500	0-0	.000	1	3	4	1.3	0	0	2	0	0	0	20	7.0				
JACKSONVILLE	11/28/17		23	2-4	.500	2-2	1.000	0-0	.000	1	0	1	1.3	2	0	1	1	0	2	6	6.9				
at Oklahoma	12/3/17		15	0-2	.000	0-1	.000	0-0	.000	1	1	2	1.4	0	0	2	1	0	0	0	6.0				
#12 OHIO STATE	12/06/17		16	1-4	.250	1-4	.250	0-0	.000	0	0	0	1.2	0	0	0	1	0	0	3	5.7				
MARSHALL	12/10/17		12	1-6	.167	1-6	.167	0-0	.000	0	1	1	1.2	2	0	2	2	0	0	3	5.4				
DELAWARE STATE	12/27/17		23	3-4	.750	3-4	.750	2-6	.333	1	3	4	1.5	0	0	2	1	0	0	11	5.9				
at Auburn	12/31/17		22	3-5	.600	1-3	.333	1-3	.333	0	2	2	1.5	2	0	0	2	0	0	8	6.1				
ALABAMA	01/04/18		13	0-2	.000	0-1	.000	0-0	.000	1	3	4	1.7	1	0	1	0	0	0	0	5.6				
at Ole Miss	01/07/18		20	0-7	.000	0-5	.000	0-2	.000	1	2	3	1.8	0	0	0	2	0	1	0	5.2				
KENTUCKY	01/11/18		20	1-3	.333	1-3	.333	0-0	.000	1	0	1	1.7	0	0	1	3	0	0	3	5.1				
LSU	01/14/18		15	0-6	.000	0-6	.000	0-0	.000	0	0	0	1.6	2	0	0	2	0	1	0	4.8				
at Arkansas	01/18/18		21	2-8	.250	2-6	.333	0-0	.000	1	3	4	1.8	3	0	0	2	0	0	6	4.8				
OLE MISS	01/21/18		14	0-3	.000	0-2	.000	3-3	1.000	0	0	0	1.7	0	0	1	1	0	0	3	4.7				
at #2 Mississippi St.	01/25/18		25	1-5	.200	1-4	.250	0-0	.000	0	1	1	1.6	1	0	1	2	0	0	3	4.6				
#21/20 GEORGIA	01/28/18		19	0-1	.000	0-1	.000	0-0	.000	1	2	3	1.7	1	0	1	2	1	1	0	4.4				
Totals.....		2	348	28-89	.315	23-72	.319	9-18	.500	11	23	34	1.7	23	0	17	24	1	6	88	4.4				

Games played: 20
Minutes/game: 17.4
Points/game: 4.4
FG Pct: 31.5
3FG Pct: 31.9
FT Pct: 50.0

Rebounds/game: 1.7
Assists/game: 0.9
Turnovers/game: 1.2
Assist/turnover ratio: 0.7
Steals/game: 0.3
Blocks/game: 0.1

#22 Morang, Sydney

Opponent	Date	GS	Min	---TOTAL---		---3-PTS---		----REBOUNDS----										PF	FO	A	TO	Blk	Stl	Pts	Avg
				FG-FGA	Pct	3FG-FGA	Pct	FT-FTA	Pct	Off	Def	Tot	Avg												
GEORGIA STATE	11/11/17		16	1-5	.200	1-4	.250	0-0	.000	0	1	1	1.0	4	0	0	1	0	1	3	3.0				
ARKANSAS STATE	11/14/17		15	2-3	.667	1-2	.500	0-0	.000	1	0	1	1.0	1	0	1	0	0	0	5	4.0				
#17/14 FLORIDA STATE	11/17/17		19	2-5	.400	2-4	.500	0-2	.000	1	4	5	2.3	1	0	1	0	0	0	6	4.7				
Totals.....		0	50	5-13	.385	4-10	.400	0-2	.000	2	5	7	2.3	6	0	2	1	0	1	14	4.7				

Games played: 3
Minutes/game: 16.7
Points/game: 4.7
FG Pct: 38.5
3FG Pct: 40.0
FT Pct: 0.0

Rebounds/game: 2.3
Assists/game: 0.7
Turnovers/game: 0.3
Assist/turnover ratio: 2.0
Steals/game: 0.3

#23 Thomas,Jalaysya

Opponent	Date	GS	Min	---TOTAL---		---3-PTS---		----REBOUNDS----										PF	FO	A	TO	Blk	Stl	Pts	Avg
				FG-FGA	Pct	3FG-FGA	Pct	FT-FTA	Pct	Off	Def	Tot	Avg												
GEORGIA STATE	11/11/17		12	1-3	.333	0-0	.000	0-2	.000	3	3	6	6.0	1	0	1	2	0	2	2	2.0				
ARKANSAS STATE	11/14/17		7	1-1	1.000	0-0	.000	0-0	.000	0	0	0	3.0	1	0	0	1	0	0	2	2.0				
#17/14 FLORIDA STATE	11/17/17		15	2-3	.667	0-1	.000	0-0	.000	1	1	2	2.7	1	0	0	1	0	0	4	2.7				
vs Richmond	11/21/17		14	2-4	.500	1-2	.500	0-0	.000	1	2	3	2.8	1	0	1	2	0	0	5	3.3				
vs Stetson	11/22/17		18	0-1	.000	0-0	.000	0-0	.000	1	1	2	2.6	1	0	1	1	1	0	0	2.6				
vs Savannah State	11/23/17		19	3-5	.600	1-3	.333	0-0	.000	3	9	12	4.2	1	0	0	0	0	0	7	3.3				
JACKSONVILLE	11/28/17		11	1-1	1.000	0-0	.000	0-0	.000	1	2	3	4.0	0	0	1	0	0	0	2	3.1				
at Oklahoma	12/3/17		20	0-1	.000	0-1	.000	0-0	.000	1	6	7	4.4	2	0	1	2	0	0	0	2.8				
#12 OHIO STATE	12/06/17		15	2-3	.667	0-0	.000	1-2	.500	4	3	7	4.7	0	0	0	3	0	0	5	3.0				
MARSHALL	12/10/17		9	1-2	.500	0-0	.000	1-1	1.000	2	4	6	4.8	2	0	0	0	0	0	3	3.0				
CHATTANOOGA	12/20/17		8	1-2	.500	0-0	.000	0-0	.000	0	1	1	4.5	1	0	0	0	0	0	2	2.9				
SAINT JOSEPH'S	12/21/17		4	0-1	.000	0-0	.000	0-0	.000	1	0	1	4.2	0	0	1	0	0	0	0	2.7				
DELAWARE STATE	12/27/17		10	1-1	1.000	1-1	1.000	2-2	1.000	0	5	5	4.2	0	0	0	0	0	0	5	2.8				
at Auburn	12/31/17		5	0-0	.000	0-0	.000	0-0	.000	0	1	1	4.0	0	0	0	0	0	0	0	2.6				
ALABAMA	01/04/18		3	0-1	.000	0-0	.000	0-0	.000	1	0	1	3.8	0	0	0	0	0	0	0	2.5				
at Ole Miss	01/07/18		6	0-0	.000	0-0	.000	0-0	.000	0	1	1	3.6	0	0	1	0	0	0	0	2.3				
KENTUCKY	01/11/18		2	0-0	.000	0-0	.000	0-0	.000	1	0	1	3.5	0	0	0	0	0	0	0	2.2				
LSU	01/14/18		10	1-1	1.000	0-0	.000	0-0	.000	1	3	4	3.5	0	0	0	0	0	0	2	2.2				
at Arkansas	01/18/18		9	0-3	.000	0-1	.000	0-0	.000	3	1	4	3.5	0	0	1	1	0	0	0	2.1				
OLE MISS	01/21/18		8	1-2	.500	0-1	.000	0-0	.000	1	3	4	3.6	0	0	2	0	0	0	2	2.1				
at #2 Mississippi St.	01/25/18		8	1-1	1.000	0-0	.000	0-0	.000	0	0	0	3.4	1	0	0	0	0	0	2	2.0				
#21/20 GEORGIA	01/28/18		5	0-1	.000	0-0	.000	2-2	1.000	0	1	1	3.3	0	0	0	1	0	0	2	2.0				
at No. 15 Mizzou	02/05/18		4	0-0	.000	0-0	.000	0-0	.000	0	1	1	3.2	1	0	0	0	0	0	0	2.0				
Totals.....		0	222	18-37	.486	3-10	.300	6-9	.667	25	48	73	3.2	13	0	10	14	1	2	45	2.0				

Games played: 23
Minutes/game: 9.7
Points/game: 2.0
FG Pct: 48.6
3FG Pct: 30.0
FT Pct: 66.7

Rebounds/game: 3.2
Assists/game: 0.4
Turnovers/game: 0.6
Assist/turnover ratio: 0.7
Steals/game: 0.1
Blocks/game: 0.0

#24 Hayes,Mikayla

Opponent	Date	GS	Min	---TOTAL---		---3-PTS---		----REBOUNDS----										Pts	Avg		
				FG-FGA	Pct	3FG-FGA	Pct	FT-FTA	Pct	Off	Def	Tot	Avg	PF	FO	A	TO	Blk	Stl		
GEORGIA STATE	11/11/17		7	1-2	.500	0-1	.000	0-0	.000	0	1	1	1.0	0	0	0	0	0	0	2	2.0
ARKANSAS STATE	11/14/17		6	1-1	1.000	0-0	.000	2-2	1.000	0	1	1	1.0	0	0	0	0	1	0	4	3.0
#17/14 FLORIDA STATE	11/17/17		9	0-1	.000	0-0	.000	1-2	.500	2	0	2	1.3	0	0	0	0	0	0	1	2.3
vs Richmond	11/21/17		3	0-1	.000	0-0	.000	0-0	.000	0	0	0	1.0	1	0	0	0	0	0	0	1.8
vs Stetson	11/22/17		6	0-2	.000	0-0	.000	0-0	.000	0	0	0	0.8	1	0	0	0	0	0	0	1.4
vs Savannah State	11/23/17		14	2-6	.333	1-2	.500	4-6	.667	2	2	4	1.3	2	0	0	0	0	0	9	2.7
JACKSONVILLE	11/28/17		3	0-0	.000	0-0	.000	0-0	.000	0	1	1	1.3	0	0	0	0	1	0	0	2.3
at Oklahoma	12/3/17		5	0-1	.000	0-0	.000	0-0	.000	0	1	1	1.3	1	0	0	0	0	0	0	2.0
#12 OHIO STATE	12/06/17		7	2-3	.667	0-0	.000	0-0	.000	1	2	3	1.4	1	0	0	1	0	1	4	2.2
MARSHALL	12/10/17		10	1-2	.500	0-0	.000	0-0	.000	1	0	1	1.4	0	0	1	2	0	0	2	2.2
CHATTANOOGA	12/20/17		8	0-1	.000	0-0	.000	0-0	.000	1	0	1	1.4	0	0	0	1	1	0	0	2.0
SAINT JOSEPH'S	12/21/17		20	1-5	.200	0-1	.000	1-2	.500	2	3	5	1.7	2	0	1	2	0	0	3	2.1
DELAWARE STATE	12/27/17		10	1-2	.500	0-1	.000	1-2	.500	1	3	4	1.8	1	0	0	1	0	0	3	2.2
at Auburn	12/31/17		17	1-2	.500	0-0	.000	0-2	.000	1	1	2	1.9	2	0	0	1	1	0	2	2.1
ALABAMA	01/04/18		7	1-1	1.000	0-0	.000	0-1	.000	1	2	3	1.9	1	0	0	0	0	0	2	2.1
at Ole Miss	01/07/18		9	2-4	.500	1-1	1.000	0-0	.000	0	1	1	1.9	2	0	1	0	0	1	5	2.3
KENTUCKY	01/11/18		12	0-2	.000	0-1	.000	1-2	.500	1	0	1	1.8	2	0	1	0	2	0	1	2.2
LSU	01/14/18		4	0-0	.000	0-0	.000	0-0	.000	0	0	0	1.7	2	0	0	1	0	0	0	2.1
at Arkansas	01/18/18		8	0-1	.000	0-1	.000	0-0	.000	0	2	2	1.7	2	0	0	1	0	0	0	2.0
OLE MISS	01/21/18		12	1-3	.333	0-1	.000	0-0	.000	0	1	1	1.7	0	0	0	2	0	0	2	2.0
at #2 Mississippi St.	01/25/18		13	0-3	.000	0-2	.000	0-0	.000	0	1	1	1.7	2	0	0	0	0	0	0	1.9
#21/20 GEORGIA	01/28/18		7	0-0	.000	0-0	.000	0-0	.000	0	1	1	1.6	2	0	0	1	1	1	0	1.8
at No. 15 Mizzou	02/05/18		12	0-0	.000	0-0	.000	0-0	.000	3	2	5	1.8	0	0	0	0	0	0	0	1.7
Totals.....		0	209	14-43	.326	2-11	.182	10-19	.526	16	25	41	1.8	24	0	4	13	7	3	40	1.7

Games played: 23
Minutes/game: 9.1
Points/game: 1.7
FG Pct: 32.6
3FG Pct: 18.2
FT Pct: 52.6

Rebounds/game: 1.8
Assists/game: 0.2
Turnovers/game: 0.6
Assist/turnover ratio: 0.3
Steals/game: 0.1
Blocks/game: 0.3

#44 Lorenzen, Haley

Opponent	Date	GS	Min	---TOTAL---		---3-PTS---		----REBOUNDS----										PF	FO	A	TO	Blk	Stl	Pts	Avg
				FG-FGA	Pct	3FG-FGA	Pct	FT-FTA	Pct	Off	Def	Tot	Avg												
GEORGIA STATE	11/11/17	*	30	7-14	.500	1-3	.333	3-3	1.000	6	6	12	12.0	1	0	3	1	1	0	18	18.0				
ARKANSAS STATE	11/14/17	*	33	4-9	.444	0-2	.000	1-2	.500	2	4	6	9.0	2	0	1	1	1	1	9	13.5				
#17/14 FLORIDA STATE	11/17/17	*	29	1-8	.125	0-1	.000	0-0	.000	1	5	6	8.0	1	0	4	0	0	0	2	9.7				
vs Richmond	11/21/17	*	31	4-10	.400	0-2	.000	6-6	1.000	3	7	10	8.5	3	0	2	0	0	2	14	10.8				
vs Stetson	11/22/17	*	30	5-9	.556	0-0	.000	0-0	.000	3	4	7	8.2	0	0	0	0	1	0	10	10.6				
vs Savannah State	11/23/17	*	24	7-10	.700	2-3	.667	2-2	1.000	2	6	8	8.2	1	0	2	1	0	2	18	11.8				
JACKSONVILLE	11/28/17	*	34	9-15	.600	1-2	.500	1-2	.500	6	5	11	8.6	2	0	0	2	0	0	20	13.0				
at Oklahoma	12/3/17	*	30	1-4	.250	0-0	.000	5-8	.625	5	6	11	8.9	4	0	1	6	0	0	7	12.3				
#12 OHIO STATE	12/06/17	*	32	7-14	.500	1-2	.500	2-2	1.000	6	5	11	9.1	2	0	3	3	0	0	17	12.8				
MARSHALL	12/10/17	*	32	2-3	.667	0-0	.000	2-2	1.000	2	7	9	9.1	1	0	5	2	0	2	6	12.1				
CHATTANOOGA	12/20/17	*	33	6-9	.667	0-0	.000	2-2	1.000	7	5	12	9.4	1	0	1	2	0	2	14	12.3				
SAINT JOSEPH'S	12/21/17	*	24	6-14	.429	0-1	.000	0-0	.000	3	7	10	9.4	2	0	1	1	0	1	12	12.3				
DELAWARE STATE	12/27/17	*	28	7-12	.583	1-2	.500	3-4	.750	4	8	12	9.6	0	0	3	1	1	0	18	12.7				
at Auburn	12/31/17	*	27	0-3	.000	0-0	.000	0-0	.000	1	5	6	9.4	2	0	4	3	1	0	0	11.8				
ALABAMA	01/04/18	*	35	6-11	.545	0-0	.000	2-2	1.000	1	6	7	9.2	4	0	4	2	1	1	14	11.9				
at Ole Miss	01/07/18	*	43	6-12	.500	1-2	.500	6-6	1.000	5	5	10	9.3	3	0	2	3	0	1	19	12.4				
KENTUCKY	01/11/18	*	32	4-9	.444	1-1	1.000	0-0	.000	2	8	10	9.3	3	0	1	1	0	2	9	12.2				
LSU	01/14/18	*	37	8-15	.533	0-0	.000	4-7	.571	7	3	10	9.3	2	0	2	2	0	1	20	12.6				
at Arkansas	01/18/18	*	31	5-11	.455	0-1	.000	2-2	1.000	2	8	10	9.4	0	0	5	1	1	1	12	12.6				
OLE MISS	01/21/18	*	29	6-10	.600	2-2	1.000	4-4	1.000	5	8	13	9.6	3	0	1	3	2	0	18	12.9				
at #2 Mississippi St.	01/25/18	*	30	3-9	.333	0-3	.000	0-0	.000	5	7	12	9.7	2	0	2	1	0	2	6	12.5				
#21/20 GEORGIA	01/28/18	*	34	5-11	.455	0-1	.000	2-2	1.000	1	4	5	9.5	2	0	1	5	1	1	12	12.5				
at No. 15 Mizzou	02/05/18	*	32	4-9	.444	0-2	.000	0-0	.000	3	7	10	9.5	1	0	3	1	0	1	8	12.3				
Totals.....	23	720	113-231	.489	10-30	.333	47-56	.839	82	136	218	9.5	42	0	51	42	10	20	283	12.3					

Games played: 23
Minutes/game: 31.3
Points/game: 12.3
FG Pct: 48.9
3FG Pct: 33.3
FT Pct: 83.9

Rebounds/game: 9.5
Assists/game: 2.2
Turnovers/game: 1.8
Assist/turnover ratio: 1.2
Steals/game: 0.9
Blocks/game: 0.4

#55 Stephanie Brower

Opponent	Date	GS	Min	---TOTAL---		---3-PTS---		----REBOUNDS----										PF	FO	A	TO	Blk	Stl	Pts	Avg
				FG-FGA	Pct	3FG-FGA	Pct	FT-FTA	Pct	Off	Def	Tot	Avg												
SAINT JOSEPH'S	12/21/17		2	0-0	.000	0-0	.000	0-0	.000	0	0	0	0.0	1	0	0	0	0	0	0	0.0				
DELAWARE STATE	12/27/17		4	0-1	.000	0-0	.000	0-2	.000	0	1	1	0.5	2	0	0	0	0	0	0	0.0				
Totals.....		0	6	0-1	.000	0-0	.000	0-2	.000	0	1	1	0.5	3	0	0	0	0	0	0	0.0				

Games played: 2
Minutes/game: 3.0
FG Pct: 0.0
FT Pct: 0.0

Rebounds/game: 0.5

Individual Career History

Anderson,Dyandria

			Total		3-Point		F-Throws		Rebounds											Scoring	
Season	gp-gs	min/avg	fg-fga	pct	fg-fga	pct	ft-fta	pct	off	def	tot	avg	pf	fo	ast	to	blk	stl	pts	avg	
2014-15	30-5	375/12.5	29-85	.341	1-10	.100	11-18	.611	22	26	48	1.6	30	0	13	33	2	30	70	2.3	
2015-16	30-13	544/18.1	57-132	.432	11-42	.262	21-25	.840	32	53	85	2.8	39	0	47	50	9	46	146	4.9	
2016-17	31-31	1052/33.9	75-187	.401	13-57	.228	59-86	.686	45	105	150	4.8	68	0	151	107	13	51	222	7.2	
2017-18	23-23	734/31.9	85-207	.411	41-127	.323	27-37	.730	31	69	100	4.3	32	1	67	56	5	21	238	10.3	
TOTAL	114-72	2705/23.7	246-611	.403	66-236	.280	118-166	.711	130	253	383	3.4	169	1	278	246	29	148	676	5.9	

Stephanie Brower

			Total		3-Point		F-Throws		Rebounds											Scoring	
Season	gp-gs	min/avg	fg-fga	pct	fg-fga	pct	ft-fta	pct	off	def	tot	avg	pf	fo	ast	to	blk	stl	pts	avg	
2017-18	2-0	6/3.0	0-1	.000	0-0	.000	0-2	.000	0	1	1	0.5	3	0	0	0	0	0	0	0.0	
TOTAL	2-0	6/3.0	0-1	.000	0-0	.000	0-2	.000	0	1	1	0.5	3	0	0	0	0	0	0	0.0	

Hayes,Mikayla

			Total		3-Point		F-Throws		Rebounds											Scoring	
Season	gp-gs	min/avg	fg-fga	pct	fg-fga	pct	ft-fta	pct	off	def	tot	avg	pf	fo	ast	to	blk	stl	pts	avg	
2017-18	23-0	209/9.1	14-43	.326	2-11	.182	10-19	.526	16	25	41	1.8	24	0	4	13	7	3	40	1.7	
TOTAL	23-0	209/9.1	14-43	.326	2-11	.182	10-19	.526	16	25	41	1.8	24	0	4	13	7	3	40	1.7	

Hersler,Paulina

Season	gp-gs min/avg		Total		3-Point		F-Throws		Rebounds				pf fo ast to blk stl						Scoring	
			fg-fga	pct	fg-fga	pct	ft-fta	pct	off	def	tot	avg							pts	avg
2014-15*	27-0	143/5.3	15-48	.313	8-23	.348	7-9	.778	7	16	23	0.9	15	0	2	16	0	2	45	1.7
2015-16*	35-0	364/10.4	30-84	.357	9-27	.333	10-15	.667	26	27	53	1.5	40	0	1	27	5	13	79	2.3
2016-17*	34-2	478/14.1	42-120	.350	18-60	.300	14-19	.737	34	53	87	2.6	48	1	12	36	17	11	116	3.4
2017-18	23-23	703/30.6	110-234	.470	36-98	.367	27-37	.730	44	109	153	6.7	37	0	21	37	9	11	283	12.3
TOTAL	23-23	703/30.6	110-234	.470	36-98	.367	27-37	.730	44	109	153	6.7	37	0	21	37	9	11	283	12.3
All*	119-25	1688/14.2	197-486	.405	71-208	.341	58-80	.725	111	205	316	2.7	140	1	36	116	31	37	523	4.4

* Statistics from prior team/school

Johnson,Tamera

			Total		3-Point		F-Throws		Rebounds											Scoring	
Season	gp-gs	min/avg	fg-fga	pct	fg-fga	pct	ft-fta	pct	off	def	tot	avg	pf	fo	ast	to	blk	stl	pts	avg	
2017-18	20-0	114/5.7	6-17	.353	0-2	.000	5-8	.625	6	12	18	0.9	20	0	16	18	0	8	17	0.9	
TOTAL	20-0	114/5.7	6-17	.353	0-2	.000	5-8	.625	6	12	18	0.9	20	0	16	18	0	8	17	0.9	

Lorenzen,Haley

Season	gp-gs	min/avg	Total		3-Point		F-Throws		Rebounds											Scoring	
			fg-fga	pct	fg-fga	pct	ft-fta	pct	off	def	tot	avg	pf	fo	ast	to	blk	stl	pts	avg	
2014-15	29-21	625/21.6	88-182	.484	0-0	.000	30-49	.612	54	63	117	4.0	58	0	18	36	30	21	206	7.1	
2015-16	31-27	701/22.6	122-236	.517	0-0	.000	45-74	.608	81	88	169	5.5	81	3	15	46	32	24	289	9.3	
2016-17	30-26	874/29.1	151-312	.484	11-26	.423	38-56	.679	71	110	181	6.0	85	3	40	60	38	32	351	11.7	
2017-18	23-23	720/31.3	113-231	.489	10-30	.333	47-56	.839	82	136	218	9.5	42	0	51	42	10	20	283	12.3	
TOTAL	113-97	2920/25.8	474-961	.493	21-56	.375	160-235	.681	288	397	685	6.1	266	6	124	184	110	97	1129	10.0	

Morang,Sydney

			Total		3-Point		F-Throws		Rebounds											Scoring	
Season	gp-gs	min/avg	fg-fga	pct	fg-fga	pct	ft-fta	pct	off	def	tot	avg	pf	fo	ast	to	blk	stl	pts	avg	
2016-17	27-9	455/16.9	29-106	.274	24-91	.264	3-7	.429	21	27	48	1.8	34	1	15	11	5	12	85	3.1	
2017-18	3-0	50/16.7	5-13	.385	4-10	.400	0-2	.000	2	5	7	2.3	6	0	2	1	0	1	14	4.7	
TOTAL	30-9	505/16.8	34-119	.286	28-101	.277	3-9	.333	23	32	55	1.8	40	1	17	12	5	13	99	3.3	

Individual Career History

Nakkasoglu,Funda

Season	gp-gs	min/avg	Total		3-Point		F-Throws		Rebounds											Scoring	
			fg-fga	pct	fg-fga	pct	ft-fta	pct	off	def	tot	avg	pf	fo	ast	to	blk	stl	pts	avg	
2014-15*	29-28	996/34.3	163-413	.395	33-106	.311	145-180	.806	13	76	89	3.1	69	1	136	132	3	28	504	17.4	
2015-16*	31-31	1094/35.3	199-471	.423	50-141	.355	197-224	.879	10	72	82	2.6	47	0	138	104	1	42	645	20.8	
2017-18	21-21	735/35.0	99-248	.399	51-154	.331	50-65	.769	9	41	50	2.4	25	0	53	61	1	10	299	14.2	
TOTAL	21-21	735/35.0	99-248	.399	51-154	.331	50-65	.769	9	41	50	2.4	25	0	53	61	1	10	299	14.2	
All*	81-80	2825/34.9	461-1132	.407	134-401	.334	392-469	.836	32	189	221	2.7	141	1	327	297	5	80	1448	17.9	

* Statistics from prior team/school

Portakal,Elif

			Total		3-Point		F-Throws		Rebounds											Scoring	
Season	gp-gs	min/avg	fg-fga	pct	fg-fga	pct	ft-fta	pct	off	def	tot	avg	pf	fo	ast	to	blk	stl	pts	avg	
2016-17	19-0	130/6.8	5-17	.294	2-6	.333	1-4	.250	0	9	9	0.5	6	0	20	26	0	4	13	0.7	
2017-18	17-0	110/6.5	4-22	.182	2-14	.143	3-4	.750	2	5	7	0.4	9	0	9	11	0	0	13	0.8	
TOTAL	36-0	240/6.7	9-39	.231	4-20	.200	4-8	.500	2	14	16	0.4	15	0	29	37	0	4	26	0.7	

Searcy,Sydney

			Total		3-Point		F-Throws		Rebounds											Scoring	
Season	gp-gs	min/avg	fg-fga	pct	fg-fga	pct	ft-fta	pct	off	def	tot	avg	pf	fo	ast	to	blk	stl	pts	avg	
2016-17	31-0	367/11.8	28-80	.350	3-25	.120	11-17	.647	10	19	29	0.9	53	3	23	28	3	24	70	2.3	
2017-18	20-2	348/17.4	28-89	.315	23-72	.319	9-18	.500	11	23	34	1.7	23	0	17	24	1	6	88	4.4	
TOTAL	51-2	715/14.0	56-169	.331	26-97	.268	20-35	.571	21	42	63	1.2	76	3	40	52	4	30	158	3.1	

Thomas,Jalaysha

			Total		3-Point		F-Throws		Rebounds										Scoring	
Season	gp-gs	min/avg	fg-fga	pct	fg-fga	pct	ft-fta	pct	off	def	tot	avg	pf	fo	ast	to	blk	stl	pts	avg
2017-18	23-0	222/9.7	18-37	.486	3-10	.300	6-9	.667	25	48	73	3.2	13	0	10	14	1	2	45	2.0
TOTAL	23-0	222/9.7	18-37	.486	3-10	.300	6-9	.667	25	48	73	3.2	13	0	10	14	1	2	45	2.0

Washington,Delicia

			Total		3-Point		F-Throws		Rebounds											Scoring	
Season	gp-gs	min/avg	fg-fga	pct	fg-fga	pct	ft-fta	pct	off	def	tot	avg	pf	fo	ast	to	blk	stl	pts	avg	
2016-17	31-30	802/25.9	140-346	.405	10-38	.263	55-94	.585	57	107	164	5.3	95	3	51	106	2	41	345	11.1	
2017-18	23-23	699/30.4	92-260	.354	24-99	.242	37-62	.597	54	149	203	8.8	54	2	78	81	0	18	245	10.7	
TOTAL	54-53	1501/27.8	232-606	.383	34-137	.248	92-156	.590	111	256	367	6.8	149	5	129	187	2	59	590	10.9	

2017-18 Univ. of Florida
Specialty Statistics

Opponent	T/O	2ndCh	Paint	FastB	Bench	Ties	Leads	WL	Score	Leads overcome
Georgia State	20	22	34	8	13	1	1	W	82-66	trailed by 8 1st-08:27
Arkansas State	13	15	26	0	15	7	5	L	69-70	lost 4 3rd-09:32
#17/14 Florida State	6	8	20	4	16	2	0	L	54-84	lost 2 1st-09:20
Richmond	9	7	16	2	8	0	3	W	87-80	trailed by 2 3rd-00:33
Stetson	13	8	24	0	6	2	2	L	71-85	lost 3 1st-03:58
Savannah State	14	15	20	8	20	0	0	W	90-40	
Jacksonville	19	26	36	7	8	0	0	W	69-59	
Oklahoma	6	14	18	2	0	1	3	W	80-61	trailed by 2 1st-09:50
#12 Ohio State	11	14	28	2	14	0	0	L	77-103	
Marshall	15	11	14	2	11	2	2	W	74-69	trailed by 6 1st-05:48
Chattanooga	10	8	30	4	2	6	4	L	60-65	lost 10 2nd-00:01
Saint Joseph's	19	21	28	0	5	1	1	W	71-51	trailed by 2 1st-09:41
Delaware State	7	16	32	4	21	0	0	W	85-51	
Auburn	2	16	18	2	10	1	1	L	55-84	lost 16 1st-03:19
Alabama	8	7	14	2	2	1	1	L	54-63	lost 2 1st-09:39
Ole Miss	19	11	26	8	5	3	5	L	75-78	lost 3 1st-06:14
Kentucky	17	9	18	2	4	2	4	L	53-56	lost 7 3rd-06:37
LSU	13	22	28	6	4	2	2	L	59-66	lost 12 2nd-07:03
Arkansas	6	9	36	0	8	0	0	W	65-51	
Ole Miss	4	14	26	5	7	1	4	W	61-60	trailed by 13 3rd-00:00
#2 Mississippi St.	6	8	26	4	5	0	0	L	53-90	
#21/20 Georgia	6	0	28	2	2	2	5	L	57-66	lost 10 3rd-08:50
No. 15 Mizzou	12	13	16	5	0	1	5	L	64-66	lost 5 3rd-07:41
Totals	255	294	562	79	186	35	48			
Average/Game	11.1	12.8	24.4	3.4	8.1	1.5	2.1			
Opponent	386	244	682	139	461	32	47			
Average/Game	16.8	10.6	29.7	6.0	20.0	1.4	2.0			

2017-18 Univ. of Florida
Florida Player High/Low Analysis (as of Feb 05, 2018)
All games

Florida - INDIVIDUAL GAME HIGHS

Points.....	29	Anderson,Dyandria at Oklahoma (12/3/17)
	25	Nakkasoglu,Funda vs Richmond (11/21/17)
	24	Nakkasoglu,Funda at Oklahoma (12/3/17)
	23	Washington,Delicia at No. 15 Mizzou (02/05/18)
	21	Nakkasoglu,Funda vs Chattanooga (12/20/17)
	21	Anderson,Dyandria vs Stetson (11/22/17)
Field Goals Made.....	9	Lorenzen,Haley vs Jacksonville (11/28/17)
	8	Hersler,Paulina vs #21/20 Georgia (01/28/18)
	8	Hersler,Paulina at Arkansas (01/18/18)
	8	Lorenzen,Haley vs LSU (01/14/18)
	8	Anderson,Dyandria at Oklahoma (12/3/17)
	8	Anderson,Dyandria vs Stetson (11/22/17)
	8	Nakkasoglu,Funda vs Richmond (11/21/17)
	8	Anderson,Dyandria vs Georgia State (11/11/17)
Field Goal Att.....	18	Nakkasoglu,Funda at Ole Miss (01/07/18)
	18	Washington,Delicia vs Chattanooga (12/20/17)
FG Pct (min 5 made).....	.875 (7-8)	Washington,Delicia vs Saint Joseph's (12/21/17)
	.727 (8-11)	Anderson,Dyandria at Oklahoma (12/3/17)
	.727 (8-11)	Nakkasoglu,Funda vs Richmond (11/21/17)
3-Point FG Made.....	7	Nakkasoglu,Funda vs Richmond (11/21/17)
	6	Anderson,Dyandria at Oklahoma (12/3/17)
	6	Searcy,Sydney vs Savannah State (11/23/17)
3-Point FG Att.....	14	Nakkasoglu,Funda at Ole Miss (01/07/18)
	12	Nakkasoglu,Funda vs Marshall (12/10/17)
	12	Searcy,Sydney vs Savannah State (11/23/17)
3-Pt FG Pct (min 2 made)....	1.000 (2-2)	Lorenzen,Haley vs Ole Miss (01/21/18)
	1.000 (2-2)	Searcy,Sydney vs Jacksonville (11/28/17)
Free Throws Made.....	7	Nakkasoglu,Funda vs #21/20 Georgia (01/28/18)
	7	Anderson,Dyandria at Oklahoma (12/3/17)
Free Throw Att.....	10	Nakkasoglu,Funda vs #21/20 Georgia (01/28/18)
	9	Anderson,Dyandria at Oklahoma (12/3/17)
FT Pct (min 3 made).....	1.000 (6-6)	Washington,Delicia at No. 15 Mizzou (02/05/18)
	1.000 (6-6)	Lorenzen,Haley at Ole Miss (01/07/18)
	1.000 (6-6)	Lorenzen,Haley vs Richmond (11/21/17)
	1.000 (4-4)	Lorenzen,Haley vs Ole Miss (01/21/18)
	1.000 (4-4)	Nakkasoglu,Funda vs #12 Ohio State (12/06/17)
	1.000 (4-4)	Hersler,Paulina vs Savannah State (11/23/17)
	1.000 (3-3)	Searcy,Sydney vs Ole Miss (01/21/18)
	1.000 (3-3)	Hersler,Paulina at Auburn (12/31/17)
	1.000 (3-3)	Lorenzen,Haley vs Georgia State (11/11/17)
Rebounds.....	15	Washington,Delicia at Oklahoma (12/3/17)
	13	Washington,Delicia vs #21/20 Georgia (01/28/18)
	13	Lorenzen,Haley vs Ole Miss (01/21/18)
	13	Washington,Delicia vs LSU (01/14/18)
	13	Washington,Delicia vs Chattanooga (12/20/17)
Assists.....	10	Washington,Delicia vs Savannah State (11/23/17)
	8	Anderson,Dyandria vs Georgia State (11/11/17)
Steals.....	3	Anderson,Dyandria at No. 15 Mizzou (02/05/18)
	3	Washington,Delicia at Oklahoma (12/3/17)
Blocked Shots.....	3	Hersler,Paulina vs Arkansas State (11/14/17)
	2	Lorenzen,Haley vs Ole Miss (01/21/18)
	2	Hayes,Mikayla vs Kentucky (01/11/18)
	2	Hersler,Paulina vs Saint Joseph's (12/21/17)
Turnovers.....	9	Delicia Washington at #2 Mississippi St. (01/25/18)
	9	Washington,Delicia vs Arkansas State (11/14/17)
Fouls.....	5	Anderson,Dyandria vs #21/20 Georgia (01/28/18)
	5	Washington,Delicia vs LSU (01/14/18)
	5	Washington,Delicia at Ole Miss (01/07/18)
Minutes.....	48	Nakkasoglu,Funda at Ole Miss (01/07/18)
	44	Anderson,Dyandria at Ole Miss (01/07/18)
	43	Lorenzen,Haley at Ole Miss (01/07/18)
	42	Hersler,Paulina at Ole Miss (01/07/18)
	39	Nakkasoglu,Funda at No. 15 Mizzou (02/05/18)

2017-18 Univ. of Florida
Florida High/Low Analysis (as of Feb 05, 2018)
All games

OPPONENT INDIVIDUAL GAME HIGHS

Points.....	30	Mitchell,Kelsey vs #12 Ohio State (12/06/17)
	27	PORTER, Cierra at No. 15 Mizzou (02/05/18)
	26	AJ Alix vs #17/14 Florida State (11/17/17)
	25	McKay,Janiah at Auburn (12/31/17)
	25	BUIE, Brandi vs Jacksonville (11/28/17)
Field Goals Made.....	12	Mitchell,Kelsey vs #12 Ohio State (12/06/17)
	11	PORTER, Cierra at No. 15 Mizzou (02/05/18)
	11	Pellington,Shaina at Oklahoma (12/3/17)
Field Goal Att.....	28	MONK, MALICA at Arkansas (01/18/18)
	23	Muhammad, Madinah at Ole Miss (01/07/18)
FG Pct (min 5 made).....	.800 (8-10)	WAGNER, Sydney vs Stetson (11/22/17)
	.750 (6-8)	Taylor, Promise vs Ole Miss (01/21/18)
3-Point FG Made.....	6	AJ Alix vs #17/14 Florida State (11/17/17)
	5	Blair Schaefer at #2 Mississippi St. (01/25/18)
3-Point FG Att.....	13	Muhammad, Madinah at Ole Miss (01/07/18)
	10	Lewis, Torri at Ole Miss (01/07/18)
	10	AJ Alix vs #17/14 Florida State (11/17/17)
	10	Imani Wright vs #17/14 Florida State (11/17/17)
3-Pt FG Pct (min 2 made).....	1.000 (4-4)	WAGNER, Sydney vs Stetson (11/22/17)
	1.000 (2-2)	Murray, Taylor vs Kentucky (01/11/18)
	1.000 (2-2)	Mayo, Kristen vs Marshall (12/10/17)
	1.000 (2-2)	Westbrook, Akasha vs Arkansas State (11/14/17)
Free Throws Made.....	8	Calhoun,Sierra vs #12 Ohio State (12/06/17)
	8	BEACH, McKenna vs Stetson (11/22/17)
Free Throw Att.....	8	McKay,Janiah at Auburn (12/31/17)
	8	Calhoun,Sierra vs #12 Ohio State (12/06/17)
	8	BEACH, McKenna vs Stetson (11/22/17)
	8	PARSON, Micaela vs Richmond (11/21/17)
FT Pct (min 3 made).....	1.000 (8-8)	Calhoun,Sierra vs #12 Ohio State (12/06/17)
	1.000 (8-8)	BEACH, McKenna vs Stetson (11/22/17)
	1.000 (6-6)	BUIE, Brandi vs Jacksonville (11/28/17)
	1.000 (4-4)	CONNALLY, Gabby vs #21/20 Georgia (01/28/18)
	1.000 (4-4)	COSTA, Simone vs #21/20 Georgia (01/28/18)
	1.000 (4-4)	MONK, MALICA at Arkansas (01/18/18)
	1.000 (4-4)	Muhammad, Madinah at Ole Miss (01/07/18)
	1.000 (4-4)	Aryanna Gilbert vs Chattanooga (12/20/17)
	1.000 (4-4)	ALLEN,Kaylee vs Savannah State (11/23/17)
	1.000 (4-4)	Nicki Ekhomu vs #17/14 Florida State (11/17/17)
	1.000 (3-3)	POINTER, Khayla vs LSU (01/14/18)
Rebounds.....	13	MITCHELL, Ayana vs LSU (01/14/18)
	13	GORDON, Kayla vs Jacksonville (11/28/17)
	13	COLCLOUGH, Kennedy vs Stetson (11/22/17)
	13	Fluker, Shay vs Georgia State (11/11/17)
Assists.....	9	Muhammad, Madinah at Ole Miss (01/07/18)
	7	Morgan William at #2 Mississippi St. (01/25/18)
	7	Muhammad, Madinah vs Ole Miss (01/21/18)
	7	BEACH, McKenna vs Stetson (11/22/17)
Steals.....	6	ASHE,Lanayjha vs Delaware State (12/27/17)
	5	Mitchell,Kelsey vs #12 Ohio State (12/06/17)
	5	SCOTT,Donasja vs Savannah State (11/23/17)
Blocked Shots.....	3	AIFUWA, Faustine vs LSU (01/14/18)
	3	Knight,Ashley vs Alabama (01/04/18)
	3	Bria Dial vs Chattanooga (12/20/17)
	3	Mavunga,Stephanie vs #12 Ohio State (12/06/17)
Turnovers.....	6	Newby, Madison vs Georgia State (11/11/17)
	5	PORTER, Cierra at No. 15 Mizzou (02/05/18)
Fouls.....	5	LOUIS, Raigyne vs LSU (01/14/18)
	5	Gibson, Shelby at Ole Miss (01/07/18)
	5	Saintigene, Ashley vs Marshall (12/10/17)
	5	Alexander, Asheika vs Marshall (12/10/17)
	5	Zhibareva, Ekaterina vs Marshall (12/10/17)

2017-18 Univ. of Florida
Florida Team High/Low Analysis (as of Feb 05, 2018)
All games

Florida - TEAM GAME HIGHS

POINTS.....	90	vs Savannah State (11/23/17)
	87	vs Richmond (11/21/17)
	85	DELAWARE STATE (12/27/17)
	82	GEORGIA STATE (11/11/17)
	80	at Oklahoma (12/3/17)
FIELD GOALS MADE.....	33	GEORGIA STATE (11/11/17)
	30	DELAWARE STATE (12/27/17)
	30	#12 OHIO STATE (12/06/17)
	30	vs Savannah State (11/23/17)
FIELD GOAL ATTEMPTS.....	70	GEORGIA STATE (11/11/17)
	69	at Arkansas (01/18/18)
	69	at Ole Miss (01/07/18)
FIELD GOAL PERCENTAGE.....	.510 (26-51)	ARKANSAS STATE (11/14/17)
	.492 (30-61)	vs Savannah State (11/23/17)
3 PT FIELD GOALS MADE.....	17	vs Savannah State (11/23/17)
	15	vs Richmond (11/21/17)
3 PT FG ATTEMPTS.....	39	vs Savannah State (11/23/17)
	36	KENTUCKY (01/11/18)
3 PT FG PERCENTAGE.....	.500 (15-30)	vs Richmond (11/21/17)
	.462 (12-26)	at Oklahoma (12/3/17)
FREE THROWS MADE.....	22	at Oklahoma (12/3/17)
	17	MARSHALL (12/10/17)
FREE THROW ATTEMPTS.....	30	at Oklahoma (12/3/17)
	26	DELAWARE STATE (12/27/17)
FREE THROW PERCENTAGE.....	1.000 (9-9)	at No. 15 Mizzou (02/05/18)
	.889 (8-9)	OLE MISS (01/21/18)
REBOUNDS.....	68	DELAWARE STATE (12/27/17)
	58	vs Savannah State (11/23/17)
ASSISTS.....	22	GEORGIA STATE (11/11/17)
	21	vs Savannah State (11/23/17)
STEALS.....	8	at Ole Miss (01/07/18)
	8	GEORGIA STATE (11/11/17)
BLOCKED SHOTS.....	5	ARKANSAS STATE (11/14/17)
	4	#21/20 GEORGIA (01/28/18)
TURNOVERS.....	28	at Auburn (12/31/17)
	24	#12 OHIO STATE (12/06/17)
FOULS.....	18	LSU (01/14/18)
	16	at Ole Miss (01/07/18)
	16	at Auburn (12/31/17)
	16	vs Stetson (11/22/17)

Opponent - GAME HIGHS

POINTS.....	103	#12 OHIO STATE (12/06/17)
	90	at #2 Mississippi St. (01/25/18)
	85	vs Stetson (11/22/17)
	84	at Auburn (12/31/17)
	84	#17/14 FLORIDA STATE (11/17/17)
FIELD GOALS MADE.....	40	#12 OHIO STATE (12/06/17)
	37	at #2 Mississippi St. (01/25/18)
FIELD GOAL ATTEMPTS.....	83	at Auburn (12/31/17)
	81	at Ole Miss (01/07/18)
FIELD GOAL PERCENTAGE.....	.544 (37-68)	at #2 Mississippi St. (01/25/18)
	.541 (40-74)	#12 OHIO STATE (12/06/17)
3 PT FIELD GOALS MADE.....	11	vs Stetson (11/22/17)
	11	#17/14 FLORIDA STATE (11/17/17)
3 PT FG ATTEMPTS.....	35	at Ole Miss (01/07/18)
	30	at Arkansas (01/18/18)
3 PT FG PERCENTAGE.....	.579 (11-19)	vs Stetson (11/22/17)
	.500 (7-14)	at #2 Mississippi St. (01/25/18)
	.500 (6-12)	KENTUCKY (01/11/18)
FREE THROWS MADE.....	16	vs Stetson (11/22/17)
	14	at Ole Miss (01/07/18)
	14	#12 OHIO STATE (12/06/17)
FREE THROW ATTEMPTS.....	19	vs Stetson (11/22/17)
	16	at Ole Miss (01/07/18)
	16	at Auburn (12/31/17)
FREE THROW PERCENTAGE.....	1.000 (4-4)	at Arkansas (01/18/18)
	.933 (14-15)	#12 OHIO STATE (12/06/17)
REBOUNDS.....	50	#17/14 FLORIDA STATE (11/17/17)
	48	at Ole Miss (01/07/18)
ASSISTS.....	20	at Ole Miss (01/07/18)
	18	at No. 15 Mizzou (02/05/18)
	18	at #2 Mississippi St. (01/25/18)
STEALS.....	13	at #2 Mississippi St. (01/25/18)
	13	at Auburn (12/31/17)
	13	#12 OHIO STATE (12/06/17)
BLOCKED SHOTS.....	6	#12 OHIO STATE (12/06/17)
	4	at #2 Mississippi St. (01/25/18)
	4	LSU (01/14/18)
	4	CHATTANOOGA (12/20/17)
	4	GEORGIA STATE (11/11/17)
TURNOVERS.....	20	GEORGIA STATE (11/11/17)
	17	JACKSONVILLE (11/28/17)
FOULS.....	20	LSU (01/14/18)
	20	at Ole Miss (01/07/18)
	20	at Auburn (12/31/17)
	20	MARSHALL (12/10/17)
	20	at Oklahoma (12/3/17)

2017-18 Univ. of Florida
Florida High/Low Analysis (as of Feb 05, 2018)

Florida - GAME LOWS

POINTS.....	53	KENTUCKY (01/11/18)
	53	at #2 Mississippi St. (01/25/18)
	54	#17/14 FLORIDA STATE (11/17/17)
	54	ALABAMA (01/04/18)
	55	at Auburn (12/31/17)
FIELD GOALS MADE.....	18	at Auburn (12/31/17)
	20	ALABAMA (01/04/18)
	20	KENTUCKY (01/11/18)
FIELD GOAL ATTEMPTS.....	45	at Auburn (12/31/17)
	51	ARKANSAS STATE (11/14/17)
FIELD GOAL PERCENTAGE.....	.323 (21-65)	#17/14 FLORIDA STATE (11/17/17)
	.328 (20-61)	KENTUCKY (01/11/18)
3 PT FIELD GOALS MADE.....	2	#21/20 GEORGIA (01/28/18)
	4	CHATTANOOGA (12/20/17)
	4	at #2 Mississippi St. (01/25/18)
3 PT FG ATTEMPTS.....	16	#21/20 GEORGIA (01/28/18)
	18	JACKSONVILLE (11/28/17)
	18	at #2 Mississippi St. (01/25/18)
3 PT FG PERCENTAGE.....	.125 (2-16)	#21/20 GEORGIA (01/28/18)
	.143 (4-28)	CHATTANOOGA (12/20/17)
FREE THROWS MADE.....	3	KENTUCKY (01/11/18)
	3	at #2 Mississippi St. (01/25/18)
FREE THROW ATTEMPTS.....	4	KENTUCKY (01/11/18)
	5	ALABAMA (01/04/18)
	5	at #2 Mississippi St. (01/25/18)
FREE THROW PERCENTAGE.....	.385 (5-13)	#17/14 FLORIDA STATE (11/17/17)
	.500 (5-10)	JACKSONVILLE (11/28/17)
REBOUNDS.....	28	vs Stetson (11/22/17)
	32	#17/14 FLORIDA STATE (11/17/17)
	32	at No. 15 Mizzou (02/05/18)
ASSISTS.....	9	at Auburn (12/31/17)
	10	#17/14 FLORIDA STATE (11/17/17)
	10	LSU (01/14/18)
	10	at #2 Mississippi St. (01/25/18)
	10	at No. 15 Mizzou (02/05/18)
STEALS.....	1	#12 OHIO STATE (12/06/17)
	2	ARKANSAS STATE (11/14/17)
	2	vs Savannah State (11/23/17)
	2	OLE MISS (01/21/18)
BLOCKED SHOTS.....	0	#17/14 FLORIDA STATE (11/17/17)
	0	vs Richmond (11/21/17)
	0	vs Savannah State (11/23/17)
	0	at Oklahoma (12/3/17)
	0	MARSHALL (12/10/17)
	0	at Ole Miss (01/07/18)
	0	LSU (01/14/18)
TURNOVERS.....	6	#17/14 FLORIDA STATE (11/17/17)
	7	at No. 15 Mizzou (02/05/18)
FOULS.....	9	#17/14 FLORIDA STATE (11/17/17) and at Arkansas (01/18/18)

Opponent - GAME LOWS

POINTS.....	40	vs Savannah State (11/23/17)
	51	SAINT JOSEPH'S (12/21/17)
	51	DELAWARE STATE (12/27/17)
	51	at Arkansas (01/18/18)
	56	KENTUCKY (01/11/18)
FIELD GOALS MADE.....	14	vs Savannah State (11/23/17)
	20	DELAWARE STATE (12/27/17)
FIELD GOAL ATTEMPTS.....	52	at No. 15 Mizzou (02/05/18)
	54	vs Stetson (11/22/17)
FIELD GOAL PERCENTAGE.....	.219 (14-64)	vs Savannah State (11/23/17)
	.256 (20-78)	DELAWARE STATE (12/27/17)
3 PT FIELD GOALS MADE.....	1	SAINT JOSEPH'S (12/21/17)
	2	vs Savannah State (11/23/17)
3 PT FG ATTEMPTS.....	12	KENTUCKY (01/11/18)
	13	SAINT JOSEPH'S (12/21/17)
3 PT FG PERCENTAGE.....	.077 (1-13)	SAINT JOSEPH'S (12/21/17)
	.125 (2-16)	vs Savannah State (11/23/17)
FREE THROWS MADE.....	1	MARSHALL (12/10/17)
	2	OLE MISS (01/21/18)
FREE THROW ATTEMPTS.....	3	MARSHALL (12/10/17)
	3	OLE MISS (01/21/18)
FREE THROW PERCENTAGE.....	.333 (1-3)	MARSHALL (12/10/17)
	.500 (4-8)	GEORGIA STATE (11/11/17)
	.500 (4-8)	at Oklahoma (12/3/17)
	.500 (6-12)	SAINT JOSEPH'S (12/21/17)
REBOUNDS.....	24	OLE MISS (01/21/18)
	27	vs Savannah State (11/23/17)
ASSISTS.....	4	vs Savannah State (11/23/17)
	5	DELAWARE STATE (12/27/17)
	5	ALABAMA (01/04/18)
STEALS.....	0	#17/14 FLORIDA STATE (11/17/17)
	3	vs Stetson (11/22/17)
	3	at Arkansas (01/18/18)
BLOCKED SHOTS.....	0	vs Savannah State (11/23/17), DELAWARE STATE (12/27/17) and at No. 15 Mizzou (02/05/18)
TURNOVERS.....	5	at Auburn (12/31/17)
	6	OLE MISS (01/21/18)
FOULS.....	8	KENTUCKY (01/11/18), at #2 Mississippi St. (01/25/18), at #15 Mizzou (02/05/18)

Florida All-Time vs. Nationally Ranked Teams

UF All-Time vs. Ranked Teams

1976-77: Overall: 0-1 (Neutral Site: 0-1)

Date	UF Rank	Opponent	Site	UF Result
3/10/77	—	No. 18 Mississippi College (1)	N	L 79-93

1979-80: Overall: 0-3 (Home: 0-2, Away: 0-1)

Date	UF Rank	Opponent	Site	UF Result
12/11/79	—	No. 16 SOUTH CAROLINA	H	L 50-93
1/5/80	—	No. 20 MISSISSIPPI COLLEGE	H	L 78-101
2/8/80	—	No. 5 Tennessee (2)	A	L 44-118

1980-81: Overall: 0-1 (Home: 0-0, Away: 0-1)

Date	UF Rank	Opponent	Site	UF Result
1/21/81	—	No. 13 South Carolina	A	L 48-86

1981-82: Overall: 0-5 (Home: 0-3, Away: 0-2)

Date	UF Rank	Opponent	Site	UF Result
11/28/81	—	No. 2 TENNESSEE	H	L 73-85
11/30/81	—	No. 16 GEORGIA	H	L 76-89
12/31/81	—	No. 16 Kentucky	A	L 61-97
1/13/82	—	No. 14 Georgia	A	L 77-92
2/25/82	—	No. 17 KENTUCKY	H	L 87-89

1982-83: Overall: 0-6 (Home: 0-3, Away: 0-3)

Date	UF Rank	Opponent	Site	UF Result
12/11/82	—	No. 13 Georgia	A	L 66-88
12/21/82	—	No. 5 Kentucky	A	L 66-71
1/10/83	—	No. 8 GEORGIA	H	L 60-76
1/23/83	—	No. 8 TENNESSEE	H	L 62-94
2/2/83	—	No. 8 Tennessee	A	L 69-70
2/22/83	—	No. 8 KENTUCKY	H	L 68-78

1983-84: Overall: 1-5 (Home: 0-2, Away: 1-2, Neutral: 0-1)

Date	UF Rank	Opponent	Site	UF Result
12/22/83	—	No. 20 Kentucky	A	W 68-66
1/8/84	—	No. 8 TENNESSEE	H	L 70-78
1/16/84	—	No. 2 Georgia	A	L 66-86
1/31/84	—	No. 9 Tennessee	A	L 49-69
2/25/84	—	No. 4 GEORGIA	H	L 48-63
3/1/84	—	No. 18 Auburn (2)	N	L 65-75

1984-85: Overall: 3-3 (Home: 2-1, Away: 1-2)

Date	UF Rank	Opponent	Site	UF Result
1/12/85	—	No. 5 GEORGIA	H	L 73-88
1/14/85	—	No. 20 MIAMI	H	W 85-68
1/19/85	—	No. 5 Georgia	A	L 56-67
1/26/85	—	No. 15 KENTUCKY	H	W 69-64
2/15/85	—	No. 19 Kentucky	A	W 57-54
2/22/85	—	No. 9 Auburn (2)	A	L 64-84

1985-86: Overall: 0-3 (Home: 0-1, Away: 0-2)

Date	UF Rank	Opponent	Site	UF Result
2/2/86	—	No. 10 Tennessee	A	L 60-82
2/5/86	—	No. 11 Auburn	A	L 48-73
2/12/86	—	No. 8 MISSISSIPPI	H	L 55-61

1986-87: Overall: 0-6 (Home: 0-4, Away: 0-2)

Date	UF Rank	Opponent	Site	UF Result
1/4/87	—	No. 11 Georgia	A	L 65-78
1/10/87	—	No. 8 Mississippi	A	L 53-62
1/17/87	—	No. 2 TENNESSEE	H	L 72-90
1/21/87	—	No. 9 LOUISIANA STATE	H	L 67-85
1/24/87	—	No. 11 VANDERBILT	H	L 60-80
1/31/87	—	No. 2 AUBURN	H	L 44-99

1987-88: Overall: 0-4 (Home: 0-2, Away: 0-2)

Date	UF Rank	Opponent	Site	UF Result
1/9/88	—	No. 13 GEORGIA	H	L 66-96
1/16/88	—	No. 6 MISSISSIPPI	H	L 53-77
2/6/88	—	No. 3 Auburn	A	L 42-75
2/21/88	—	No. 3 Tennessee	A	L 53-108

1988-89: Overall: 0-5 (Home: 0-2, Away: 0-2, Neutral: 0-1)

Date	UF Rank	Opponent	Site	UF Result
1/8/89	—	No. 7 Georgia	A	L 77-101
1/28/89	—	No. 1 AUBURN	H	L 58-87
2/4/89	—	No. 8 Mississippi	A	L 75-88
2/18/89	—	No. 3 TENNESSEE	H	L 52-85
3/2/89	—	No. 1 Auburn (12)	N	L 61-72

1989-90: Overall: 0-5 (Home: 0-1, Away: 0-3, Neutral: 0-1)

Date	UF Rank	Opponent	Site	UF Result
11/24/89	—	No. 10 Nevada Las Vegas	H	L 49-73
1/6/90	—	No. 3 GEORGIA	H	L 58-70
1/13/90	—	No. 15 Auburn	A	L 66-73
2/17/90	—	No. 4 Tennessee	A	L 42-75
3/3/90	—	No. 3 Tennessee (2)	N	L 56-81

1990-91: Overall: 1-5 (Home: 1-3, Away: 0-2)

Date	UF Rank	Opponent	Site	UF Result
1/9/91	—	No. 18 VANDERBILT	H	W 74-88
1/12/91	—	No. 8 Georgia	A	L 68-89
1/16/91	—	No. 2 TENNESSEE	H	L-2ot 70-71
1/23/91	—	No. 7 AUBURN	H	L 59-93
1/26/91	—	No. 10 LOUISIANA STATE	H	L 68-80
2/2/91	—	No. 14 Mississippi	A	L 58-65

1991-92: Overall: 0-5 (Home: 0-2, Away: 0-3)

Date	UF Rank	Opponent	Site	UF Result
12/8/91	—	No. 21 Connecticut	A	L 48-71
12/29/91	—	No. 9 STEPHEN FAUSTIN	H	L 73-86
1/11/92	—	No. 14 MISSISSIPPI	H	L 56-59
1/26/92	—	No. 11 Vanderbilt	A	L 82-89
2/22/92	—	No. 2 Tennessee	A	L 69-90

1992-93: Overall: 1-5 (Home: 0-3, Away: 1-2)

Date	UF Rank	Opponent	Site	UF Result
12/19/92	—	No. 2 Stanford	A	L 66-76
1/24/93	—	No. 1 VANDERBILT	H	L 63-69
2/14/93	—	No. 6 AUBURN	H	L 64-79
2/21/93	—	No. 1 TENNESSEE	H	L 75-88
3/17/93	—	No. 19 Bowling Green (3)	A	W 69-67
3/19/93	—	No. 9 Virginia (3)	A	L 55-69

UF All-Time vs. Ranked Teams

Overall: 71-207 (0-5 in 2017-18)

Home: 37-77 (0-3 in 2017-18)

Away: 23-99 (0-2 in 2017-18)

Neutral: 11-32 (0-0 in 2017-18)

vs. Specific-Ranked Teams

Top-5: 5-66 (0-1 in 2017-18)

Nos. 6-10: 11-47 (0-0 in 2017-18)

Nos. 11-25: 54-93 (0-2 in 2017-18)

1993-94: Overall: 2-4 (Away: 1-3, Neutral: 1-1)

Date	UF Rank	Opponent	Site	UF Result
12/4/93	—	No. 16 Stephen F. Austin	A	L 71-82
12/18/93	—	No. 1 Tennessee	A	L 69-84
1/16/94	—	No. 10 Alabama	A	W 80-75
2/6/94	—	No. 11 Vanderbilt	A	L 65-82
3/4/94	22	No. 25 Auburn (2)	N	W 72-67
3/5/94	22	No. 13 Vanderbilt (2)	N	L 72-94

1994-95: Overall: 4-5 (Home: 1-2, Away: 2-1, Neutral: 1-2)

Date	UF Rank	Opponent	Site	UF Result
11/26/94	15	No. 16 Kansas (4)	N	W 58-56
11/27/94	15	No. 7 N. Carolina (4)	N	L 72-79
1/15/95	18	No. 11 ALABAMA	H	W 97-88
1/21/95	17	No. 18 Mississippi	A	W 81-77
2/1/95	14	No. 2 TENNESSEE	H	L 69-76
2/4/95	14	No. 8 VANDERBILT	H	L 52-66
2/8/95	18	No. 10 Georgia	A	W 59-46
3/4/95	15	No. 11 Georgia (2)	N	L 71-88
3/18/95	17	No. 3 Virginia (3)	A	L 67-72

1995-96: Overall: 3-7 (Home: 2-1, Away: 0-5, Neutral: 1-1)

Date	UF Rank	Opponent	Site	UF Result
1/2/96	21	No. 4 Tennessee	A	L 87-67
1/7/96	21	No. 25 Auburn	A	L 69-53
1/25/96	20	No. 2 GEORGIA	H	L 72-61
1/28/96	20	No. 5 Vanderbilt	A	L 74-60
2/4/96	21	No. 24 ARKANSAS	H	W 73-57
2/11/96	20	No. 17 MISSISSIPPI	H	W 69-48
2/17/96	17	No. 12 Alabama	A	L 73-54
2/20/96	19	No. 2 Georgia	A	L 89-81
3/2/96	18	No. 10 Vanderbilt (2)	N	W 83-73
3/3/96	18	No. 5 Tennessee (2)	N	L 74-63

1996-97: Overall: 9-7 (Home: 4-2, Away: 1-2, Neutral: 4-3)

Date	UF Rank	Opponent	Site	UF Result
11/26/96	19	No. 21 Texas	A	L-2ot 84-97
12/13/96	24	No. 12 Iowa (5)	N	W 68-58
12/22/96	24	No. 22 Clemson (6)	N	L 50-52
1/4/97	24	No. 12 AUBURN	H	W 71-58
1/18/97	24	No. 17 LSU	H	W 74-57
1/21/97	t19	No. 8 TENNESSEE	H	W 71-62
1/25/97	t19	No. 11 VANDERBILT	H	W 70-56
1/29/97	13	No. 7 Georgia	A	L 73-86
2/2/97	13	No. 18 Arkansas	A	W-ot 79-66
2/16/97	10	No. 7 ALABAMA	H	L 81-86
2/19/97	10	No. 5 GEORGIA	H	L 64-66
3/1/97	10	No. 17 Vanderbilt (2)	N	W 68-54
3/2/97	10	No. 6 Alabama (2)	N	W 83-72
3/3/97	6	No. 19 Auburn (2)	N	L 47-52
3/22/97	7	No. 5 Louisiana Tech (3)	N	W 71-57
3/24/97	7	No. 2 Old Dominion (3)	N	L 51-53

1997-98: Overall: 6-4 (Home: 3-0, Away: 2-2, Neutral: 1-2)

Date	UF Rank	Opponent	Site	UF Result
11/23/97	9	No. 5 North Carolina (7)	N	W 68-48
12/21/97	15	No. 25/23 ALABAMA	H	W 70-62
12/29/97	12	No. 23/22 DUKE	H	W 70-63
1/7/98	12	No. 20/18 GEORGIA	H	W 94-61
1/10/98	12	No. 1 Tennessee	A	L 60-99
1/14/98	12	No. 21/24 Auburn	A	W 65-61
2/1/98	14	No. 6/5 Vanderbilt	A	W 62-46
2/14/98	8	No. 24/23 Alabama	A	L 51-73
2/28/98	12	No. 20/19 Alabama (2)	N	L 61-74
3/21/98	13	No. 8/9 Duke (3)	N	L 58-71

1998-99: Overall: 2-7 (Home: 0-5, Away: 1-1, Neutral: 1-1)

Date	UF Rank	Opponent	Site	UF Result
11/22/98	20	No. 13/16 G. Washington (8)	N	W 82-59
12/10/98	17	No. 9/8 Alabama	A	W 77-71
12/21/98	20	No. 3/3 PURDUE	H	L 76-84
1/7/99	19	No. 4/4 Georgia	A	L 72-84
1/14/99	21	No. 25 AUBURN	H	L 71-76
1/21/99	21	No. 1/1 TENNESSEE	H	L 64-77
2/15/99	—	No. 25 ALABAMA	H	L 73-75
2/18/99	—	No. 14/12 GEORGIA	H	L 66-91
2/26/99	—	No. 2 Tennessee (2)	N	L 82-90

1999-00: Overall: 1-10 (Home: 1-2, Away: 0-7, Neutral: 0-1)

Date	UF Rank	Opponent	Site	UF Result
11/26/99	—	No. 20/19 Purdue	A	L 50-90
12/29/99	—	No. 25 BOSTON COLLEGE	H	L 61-66
1/6/00	—	No. 20/18 MISSISSIPPI ST	H	W 85-72
1/8/00	—	No. 6/5 Penn State	A	L 67-91
1/13/00	—	No. 7/7 GEORGIA	H	L 71-78
12/00/00	—	No. 10/10 Auburn	A	L 69-92
2/3/00	—	No. 3/2 Georgia	A	L-ot 76-81
2/13/00	—	No. 2/3 Tennessee	A	L 78-97
2/20/00	—	No. 22/18 Mississippi St	A	L 57-66
2/24/00	—	No. 12/9 Louisiana St	A	L 66-71
3/3/00	—	No. 2/3 Tennessee (2)	N	L 79-91

Upset Victories vs.

Higher-Ranked Opponents

(using only AP Poll ranking at game time)

56 All-Time Upset Wins

30 upset wins at home

18 upset wins on away courts

8 upset wins on neutral site courts

35 Upset wins when UF was not ranked

UF teams have defeated When the Gators ranked...

No. 20 Kentucky, 68-66 (away)	Not Ranked (12-22-83)
No. 20 Miami, 85-68 (home)	Not Ranked (1-14-85)
No. 15 Kentucky, 69-64 (home)	Not Ranked (1-26-85)
No. 19 Kentucky, 57-54 (away)	Not Ranked (2-15-85)
No. 18 Vanderbilt, 74-68 (home)	Not Ranked (1-9-91)
No. 19 Bowling Green, 69-67 (away)	Not Ranked (3-17-93)
No. 10 Alabama, 80-75 (away)	Not Ranked (1-16-94)
No. 11 Alabama, 97-88 (home)	UF No. 18 (1-15-95)
No. 10 Georgia, 59-46 (away)	UF No. 18 (2-8-95)
No. 17 Ole Miss, 69-48 (home)	UF No. 20 (2-11-96)
No. 10 Vanderbilt, 83-73 (neutral)	UF No. 18 (3-2-96)
No. 12 Iowa, 68-58 (neutral)	Not Ranked (12-13-96)
No. 10 Auburn, 71-58 (home)	Not Ranked (1-4-97)
No. 17 LSU, 74-57 (home)	UF No. 24 (1-18-97)
No. 8 Tennessee, 71-62 (home)	UF No. t-19 (1-21-97)
No. 11 Bowling Green, 70-56 (home)	UF No. t-19 (1-25-97)
No. 6 Alabama, 83-72 (neutral)	UF No. 10 (3-2-97)
No. 5 La. Tech, 71-57 (neutral)	UF No. 7 (3-22-97)
No. 5 North Carolina, 68-48 (neutral)	UF No. 9 (11-23-97)
No. 6 Vanderbilt, 82-46 (away)	UF No. 14 (2-1-98)
No. 13 George Washington, 82-59 (N)	UF No. 20 (11-22-98)
No. 9 Alabama, 77-71 (away)	UF No. 17 (12-10-98)
No. 20 Mississippi St, 85-72 (home)	Not Ranked (1-6-00)
No. 11 Penn State, 92-79 (home)	Not Ranked (12-3-00)
No. 7 Rutgers, 66-58 (home)	UF No. 19 (12-29-00)
No. 5 Georgia, 75-64 (home)	UF No. 9 (2-1-01)
No. 14 Colorado, 61-50 (home)	UF No. 20 (12-21-01)
No. 6 Vanderbilt, 62-51 (away)	UF No. 18 (1-24-02)
No. 17 Georgia, 73-64 (home)	UF No. 18 (1-27-02)
No. 15 UCSB, 75-49 (home)	Not Ranked (12-14-03)
No. 11 Georgia, 83-73 (away)	Not Ranked (1-18-04)
No. 24 Vanderbilt, 92-83 (away)	Not Ranked (2-1-04)
No. 19 Georgia, 69-59 (home)	Not Ranked (2-26-04)
No. 18 Auburn, 71-60 (away)	Not Ranked (2-29-04)
No. 18 Temple, 58-55 (away)	Not Ranked (12-3-05)
No. 19 Vanderbilt, 73-59 (home)	Not Ranked (1-22-06)
No. 21 Kentucky, 68-61 (away)	Not Ranked (2-5-06)
No. 2 LSU, 79-78 OT (home)	Not Ranked (2-16-06)

Florida All-Time vs. Nationally Ranked Teams (cont'd)

2002-03: Overall: 0-10 (Home: 0-4, Away: 0-5, Neutral: 0-1)

Date	UF Rank	Opponent	Site	UF Result
11/29/02	--	No. 24 UC Santa Barbara	A	L-ot 70-73
1/16/03	--	No. 10/9 Arkansas	A	L 45-84
1/19/03	--	No. 5 TENNESSEE	H	L 53-94
1/23/03	--	No. 6 LSU	H	L 54-94
1/30/03	--	No. 16 South Carolina	A	L 64-78
2/2/03	--	No. 13/12 MISSISSIPPI STATE	H	L 54-83
2/9/03	--	No. 3 Tennessee	A	L 40-79
2/23/03	--	No. 18/19 VANDERBILT	H	L 58-64
3/1/03	--	No. 14/16 Georgia	A	L 67-76
3/6/03	--	No. 15/16 Vanderbilt (2)	N	L 58-74

2003-04: Overall: 5-5 (Home: 2-1, Away: 3-2, Neutral: 0-2)

Date	UF Rank	Opponent	Site	UF Result
12/14/03	--	No. 15/17 UCSB	H	W 75-49
1/15/04	--	No. 14 LSU	A	L 59-74
1/18/04	--	No. 11/9 Georgia	A	W 83-73
2/1/04	--	No. 24/- Vanderbilt	A	W 92-83
2/15/04	20	No. 16 LSU	H	L 72-91
2/19/04	--	No. 3 Tennessee	A	L 79-88
2/26/04	--	No. 19/15 GEORGIA	H	W 69-59
2/29/04	--	No. 18/20 Auburn	A	W 71-60
3/5/04	--	No. 20/16 Georgia (2)	N	L 72-76
3/22/04	--	No. 15/17 Baylor (3)	N	L 76-91

2004-05: Overall: 0-8 (Home: 0-4, Away: 0-4)

Date	UF Rank	Opponent	Site	UF Result
12/19/04	--	No. 6/9 Baylor	A	L 62-89
1/13/05	--	No. 3/2 LSU	H	L 47-64
1/27/05	--	No. 19/20 Georgia	A	L 61-81
1/30/05	--	No. 23/21 Vanderbilt	A	L 73-84
2/3/05	--	No. 5 TENNESSEE	H	L-ot 82-91
2/20/05	--	No. 22/20 VANDERBILT	H	L 69-76
2/24/05	--	No. 18 GEORGIA	H	L 38-63
2/27/05	--	No. 1 LSU	A	L 52-76

2005-06: Overall: 5-3 (Home: 2-1, Away: 3-1, Neutral: 0-1)

Date	UF Rank	Opponent	Site	UF Result
12/3/05	--	No. 18/16 Temple	A	W 58-55
1/8/06	--	No. 17/18 Georgia	A	L 70-89
1/22/06	--	No. 19 VANDERBILT	H	W 73-59
1/29/06	24	No. 15 GEORGIA	H	L 55-92
2/5/06	--	No. 21/23 Kentucky	A	W 68-61
2/16/06	--	No. 2/3 LSU	H	W-ot 79-78
2/26/06	--	No. 5 Tennessee	A	W-ot 95-93
3/18/06	--	No. 24 New Mexico (3)	N	L 59-83

2006-07: Overall: 0-9 (Home: 0-3, Away: 0-3, Neutral: 0-3)

Date	UF Rank	Opponent	Site	UF Result
11/17/06	--	No. 18 California (10)	N	L 60-88
11/18/06	--	No. 14/12 Rutgers (10)	N	L 71-88
12/21/06	--	No. 16/14 LOUISVILLE	H	L 60-77
1/4/07	--	No. 15 Georgia	A	L 57-89
1/11/07	--	No. 4 TENNESSEE	H	L 58-80
1/14/07	--	No. 14/12 Vanderbilt	A	L 69-82
1/28/07	--	No. 14/15 GEORGIA	H	L 54-77
2/8/07	--	No. 7 LSU	A	L 66-79
3/2/07	--	No. 13 Vanderbilt (2)	N	L 77-105

2007-08: Overall: 0-5 (Home: 0-3, Away: 0-1, Neutral: 0-1)

Date	UF Rank	Opponent	Site	UF Result
11/23/07	--	No. 20/21 FLORIDA ST.	H	L 78-81
1/24/08	RV	No. 17/14 GEORGIA	H	L 55-82
2/3/08	--	No. 8 LSU	H	L 71-85
2/28/08	--	No. 3 Tennessee	A	L 61-88
3/7/08	--	No. 3 Tennessee (2)	N	L 61-92

2008-09: Overall: 4-4 (Home: 2-0, Away: 1-3, Neutral: 1-1)

Date	UF Rank	Opponent	Site	UF Result
11/23/08	--	No. 22 Florida State	A	W 72-57
11/29/08	--	No. 21/19 Arizona State (11)	N	W 65-60
12/21/08	20	No. 16/19 PITTSBURGH	H	W 90-83
1/11/09	18	No. 9/8 Auburn	A	L 65-81
2/8/09	11	No. 12/17 TENNESSEE	H	W 66-57
2/12/09	9	No. 24 Vanderbilt	A	L 68-84
3/6/09	21	No. 19 Tennessee	N	L 67-71
3/24/09	22	No. 1 Connecticut	A	L 59-87

2009-10: Overall: 1-6 (Home: 1-3, Away: 0-3, Neutral: 0-0)

Date	UF Rank	Opponent	Site	UF Result
11/17/09	--	No. 13/10 FLORIDA STATE	H	L 62-66
1/10/10	--	No. 8 Georgia	A	L 52-61
1/14/10	--	No. 4 TENNESSEE	H	L 64-66
2/11/10	--	No. 23/1v LSU	H	L 30-70
2/14/10	--	No. 5 Tennessee	A	L 44-83
2/18/10	--	No. 16 Kentucky	A	L 51-77
2/21/10	--	No. 20 GEORGIA	H	W 64-57

2010-11: Overall: 2-5 (Home: 2-2, Away: 0-2, Neutral: 0-1)

Date	UF Rank	Opponent	Site	UF Result
12/28/10	--	No. 25/23 Florida State	A	L 72-74
1/2/11	--	No. 22/24 ARKANSAS	H	W 64-53
1/13/11	--	No. 5/6 TENNESSEE	H	L 40-83
1/20/11	--	No. 19 KENTUCKY	H	L 58-59
2/10/11	--	No. 4 Tennessee	A	L 39-61
2/28/11	--	No. 22/- GEORGIA	H	W 74-71
3/4/11	--	No. 4 Tennessee	N2	L 75-92

2011-12: Overall: 3-7 (Home: 2-1, Away: 0-4, Neutral: 1-2)

Date	UF Rank	Opponent	Site	UF Result
11/17/11	--	No. 21/19 Florida State	H	W 71-58
12/2/11	--	No. 11/12 Rutgers	N12	L 49-63
1/1/12	--	No. 6 KENTUCKY	H	L 56-59
1/12/12	--	No. 19/16 Georgia	A	L 55-61
1/22/12	--	No. 6 Kentucky	A	L 52-57
2/12/12	--	No. 24 South Carolina	A	L 58-62
2/19/12	--	No. 18 GEORGIA	H	W 61-57
2/26/12	--	No. 10/9 Tennessee	A	L 59-75
3/2/12	--	No. 10/9 Kentucky	N2	L 67-71
3/18/12	--	No. 16/18 Ohio State	N3	W 70-65
3/20/12	--	No. 1 Baylor	N3	L 57-76

2012-13: Overall: 0-8 (Home: 0-3, Away: 0-4, Neutral: 0-1)

Date	UF Rank	Opponent	Site	UF Result
1/3/13	--	No. 6 Kentucky	A	L 69-76
1/13/13	--	No. 9 TENNESSEE	H	L-OT 75-78
1/20/13	--	No. 19/18 SOUTH CAROLINA	H	L 44-52
1/27/13	--	No. 14 Georgia	A	L 52-69
2/14/13	--	No. 11/13 Texas A&M	A	L 71-78
2/17/13	--	No. 13/12 GEORGIA	H	L 57-62
3/3/13	--	No. 14/13 South Carolina	A	L 56-67
3/8/13	--	No. 9 Tennessee	N2	L 73-82

2013-14: Overall: 3-6 (Home: 2-1, Away: 1-4, Neutral: 0-1)

Date	UF Rank	Opponent	Site	UF Result
1/5/14	--	No. 6 Kentucky	A	W 83-73
1/9/14	--	No. 1v/25 ARKANSAS	H	W 59-52
1/12/14	--	No. 12/13 LSU	A	L 68-82
1/23/14	--	No. 11/12 Tennessee	A	L 69-89
2/9/14	--	No. 15/13 KENTUCKY	H	W 86-80
2/23/14	--	No. 4/6 South Carolina	A	L 55-69
3/2/14	--	No. 17/16 TEXAS A&M	H	L 72-83
3/10/14	--	No. 14/15 Kentucky	N2	L 70-75
3/25/14	--	No. 14/15 Penn State	A3	L 61-83

2014-15: Overall: 1-5 (Home: 0-2, Away: 1-3, Neutral: 0-0)

Date	UF Rank	Opponent	Site	UF Result
1/15/15	--	No. 10/11 Kentucky	A	L 56-62
1/19/15	--	No. 1 SOUTH CAROLINA	H	L 42-77
2/8/15	--	No. 6 TENNESSEE	H	L 56-64
2/12/15	--	No. 24/1v Georgia	A	W 51-48
2/15/15	--	No. 13/15 Mississippi State	A	L 62-75
2/22/15	--	No. 15 Texas A&M	A	L 46-66

2015-16: Overall: 4-4 (Home: 3-1, Away: 1-2, Neutral: 0-1)

Date	UF Rank	Opponent	Site	UF Result
11/16/15	--	No. 6/7 FLORIDA STATE	H	W 82-72
1/3/16	rv	No. 8 MISSISSIPPI STATE	H	L 70-76
1/6/16	rv	No. 12/11 Tennessee	A	W 74-66
1/24/16	22/23	No. 23/1v Mizzou	A	L 64-79
1/31/16	rv	No. 12 KENTUCKY	H	W 85-79
2/4/16	22	No. 12/11 TEXAS A&M	H	W 83-81
2/11/16	16/19	No. 2 South Carolina	A	L 71-86
3/4/16	25/24	No. 13 Kentucky	N2	L 69-92

2016-17: Overall: 0-4 (Home: 0-1, Away: 0-3, Neutral: 0-0)

Date	UF Rank	Opponent	Site	UF Result
12/4/16	19/23	No. 1v/24 Arizona State	A15	L 63-69
12/8/16	23/25	No. 7 Florida State	A	L 58-83
1/5/17	-	No. 5 South Carolina	H	L 62-81
1/12/17	-	No. 4 Mississippi State	A	L 49-82

2017-18: Overall: 0-5 (Home: 0-3, Away: 0-2, Neutral: 0-0)

Date	UF Rank	Opponent	Site	UF Result
11/11/17	rv/-	No. 17/14 FLORIDA STATE	H	L 54-84
12/6/2017	--	No. 12 OHIO STATE	H	L 77-103
1/25/18	--	No. 2 Mississippi State	A	L 53-90
1/28/18	--	No. 21/20 GEORGIA	H	L 57-66
2/5/18	--	No. 15 Missouri	A	L 64-66

Florida All-Time vs. Specific-Ranked Teams

Top-5: 5-66 (0-1 in 2017-18)

Nos. 6-10: 11-47 (0-0 in 2017-18)

Nos. 11-25: 54-95 (0-4 in 2017-18)

vs. No. 1: 0-11 (Home: 0-5, Away: 0-4, Neutral: 0-2)

vs. No. 2: 1-19 (Home: 1-8, Away: 0-8, Neutral: 0-3)

vs. No. 3: 0-13 (Home: 0-4, Away: 0-7, Neutral: 0-2)

vs. No. 4: 0-10 (Home: 0-3, Away: 0-6, Neutral: 0-1)

vs. No. 5: 4-12 (Home: 1-6, Away: 1-5, Neutral: 2-1)

vs. No. 6: 5-9 (Home: 1-5, Away: 3-4, Neutral: 1-0)

vs. No. 7: 1-8 (Home: 1-3, Away: 0-4, Neutral: 0-1)

vs. No. 8: 1-14 (Home: 1-8, Away: 0-5, Neutral: 0-1)

vs. No. 9: 1-8 (Home: 0-3, Away: 1-4, Neutral: 0-1)

vs. No. 10: 3-8 (Home: 0-2, Away: 2-5, Neutral: 1-1)

vs. No. 11: 4-10 (Home: 1-4, Away: 3-4, Neutral: 0-2)

vs. No. 12: 6-4 (Home: 4-1, Away: 1-3, Neutral: 1-0)

vs. No. 13: 1-10 (Home: 0-4, Away: 0-3, Neutral: 1-3)

vs. No. 14: 2-13 (Home: 2-3, Away: 0-8, Neutral: 0-2)

vs. No. 15: 3-6 (Home: 3-1, Away: 0-3, Neutral: 0-2)

vs. No. 16: 3-8 (Home: 1-4, Away: 0-4, Neutral: 2-0)

vs. No. 17: 6-5 (Home: 3-4, Away: 2-1, Neutral: 1-0)

vs. No. 18: 6-5 (Home: 2-2, Away: 4-0, Neutral: 0-3)

vs. No. 19: 5-6 (Home: 3-2, Away: 2-2, Neutral: 0-2)

vs. No. 20: 5-5 (Home: 4-2, Away: 1-1, Neutral: 0-2)

vs. No. 21: 4-3 (Home: 1-1, Away: 2-2, Neutral: 1-0)

vs. No. 22: 3-3 (Home: 2-1, Away: 1-1, Neutral: 0-1)

vs. No. 23: 1-4 (Home: 1-1, Away: 0-2, Neutral: 0-1)

vs. No. 24: 3-7 (Home: 1-0, Away: 2-6, Neutral: 0-1)

vs. No. 25: 3-5 (Home: 2-3, Away: 0-2, Neutral: 1-0)

UF All-Time vs. Specific-Ranked Teams

UF vs. No. 1-Ranked Teams: 0-11 (Home: 0-5, Away: 0-4, Neutral: 0-2)

Date	UF Rank	Opponent	Site	UF Result
1/28/89	--	No. 1 AUBURN	H	L 58-87
3/2/89	--	No. 1 Auburn	N	L 61-72
1/24/93	--	No. 1 VANDERBILT	H	L 63-69
2/21/93	--	No. 1 TENNESSEE	H	L 75-88
12/18/93	--	No. 1 Tennessee	A	L 69-84
1/10/98	12	No. 1 Tennessee	A	L 60-99
1/21/99	21	No. 1 TENNESSEE	H	L 64-77
2/27/05	--	No. 1 LSU	A	L 52-76
3/24/09	22/21	No. 1 Connecticut (3)	A	L 59-87
3/20/12	--	No. 1 Baylor (3)	N	L 57-76
1/19/15	--	No. 1 SOUTH CAROLINA	H	L 42-77

UF vs. No. 2-Ranked Teams: 1-19 (Home: 1-8, Away: 0-8, Neutral: 0-3)

Date	UF Rank	Opponent	Site	UF Result
11/28/81	--	No. 2 TENNESSEE	H	L 73-85
1/16/84	--	No. 2 Georgia	A	L 66-86
1/17/87	--	No. 2 TENNESSEE	H	L 72-90
1/31/87	--	No. 2 AUBURN	H	L 44-99
1/16/91	--	No. 2 TENNESSEE	H	L-2ot 70-71
2/22/92	--	No. 2 Tennessee	A	L 69-90
12/19/92	--	No. 2 Stanford	A	L 66-76
2/1/95	14	No. 2 TENNESSEE	H	L 69-76
1/25/96	20	No. 2 GEORGIA	H	L 72-61
2/20/96	19	No. 2 Georgia	A	L 89-81
3/24/97	7	No. 2 Old Dominion (3)	N	L 51-53
2/26/99	--	No. 2 Tennessee (2)	N	L 82-90
2/13/00	--	No. 2/3 Tennessee	A	L 78-97
3/3/00	--	No. 2/3 Tennessee (2)	N	L 79-91
2/11/01	6	No. 2 TENNESSEE	H	L 73-103
1/3/02	15	No. 2 TENNESSEE	H	L 64-88
1/31/02	12	No. 2 Tennessee	A	L 66-86
2/16/06	--	No. 2/3 LSU	H	W-ot 79-78
2/11/16	16/19	No. 2 South Carolina	A	L 71-86
1/25/18	--	No. 2 South Carolina	A	L 53-90

UF vs. No. 3-Ranked Teams: 0-13 (Home: 0-4, Away: 0-7, Neutral: 0-2)

Date	UF Rank	Opponent	Site	UF Result
2/6/88	—	No. 3 Auburn	A	L 42-75
2/21/88	—	No. 3 Tennessee	A	L 53-108
2/18/89	—	No. 3 TENNESSEE	H	L 52-85
1/6/90	—	No. 3 GEORGIA	H	L 58-70
3/3/90	—	No. 3 Tennessee (2)	N	L 56-81
3/18/95	17	No. 3 Virginia (3)	A	L 67-72
12/21/98	20	No. 3 PURDUE	H	L 76-84
2/3/00	—	No. 3/2 Georgia	A	L 76-81
2/9/03	—	No. 3 Tennessee	A	L 40-79
2/19/04	—	No. 3 Tennessee	A	L 79-88
1/13/05	—	No. 3/2 LSU	H	L 47-64
2/28/08	—	No. 3 Tennessee	A	L 61-88
3/7/08	—	No. 3 Tennessee (2)	N	L 61-92

UF All-Time vs. Specific-Ranked Teams (continued)

UF vs. No. 5-Ranked Teams: 4-12 (Home: 1-6, Away: 1-5, Neutral: 2-1)

Date	UF Rank	Opponent	Site	UF Result
2/8/1980	--	No. 5 Tennessee (2)	A	L 44-118
12/21/82	--	No. 5 Kentucky	A	L 66-71
1/12/85	--	No. 5 GEORGIA	H	L 73-88
1/19/85	--	No. 5 Georgia	A	L 56-67
1/28/96	20	No. 5 Vanderbilt	A	L 74-60
3/3/96	18	No. 5 Tennessee (2)	N	L 74-63
2/19/97	10	No. 5 GEORGIA	H	L 64-66
3/22/97	7	No. 5 Louisiana Tech (3)	N	W 71-57
1/12/97	9	No. 5 North Carolina (7)	N	W 68-48
2/1/01	9	No. 5 GEORGIA	H	W 75-64
1/19/03	--	No. 5 TENNESSEE	H	L 53-94
2/3/05	--	No. 5 TENNESSEE	H	L 82-91
2/26/06	--	No. 5 Tennessee	A	W 95-93
2/14/10	--	No. 5 Tennessee	A	L 44-83
1/16/11	--	No. 5/6 TENNESSEE	H	L 40-83
1/5/17	--	No. 5 South Carolina	H	L 62-81

UF vs. No. 6-Ranked Teams: 5-9 (Home: 1-5, Away: 3-4, Neutral: 1-0)

Date	UF Rank	Opponent	Site	UF Result
1/16/88	--	No. 6 MISSISSIPPI	H	L 53-77
2/14/83	--	No. 6 AUBURN	H	L 64-79
3/2/97	10	No. 6 Alabama (2)	N	W 83-72
2/19/88	14	No. 6 Vanderbilt	A	W 62-46
1/8/00	--	No. 6/5 Penn State	A	L 67-91
1/24/02	18	No. 6/5 Vanderbilt	A	W 62-51
1/23/03	--	No. 6 LSU	H	L 54-94
12/19/04	--	No. 6/9 Baylor	A	L 62-89
1/1/12	--	No. 6 KENTUCKY	H	L 56-59
1/22/12	--	No. 6 Kentucky	A	L 52-57
1/3/13	--	No. 6 Kentucky	A	L 69-76
1/5/14	--	No. 6 Kentucky	A	W 83-73
2/8/15	--	No. 6 TENNESSEE	H	L 56-64
11/16/15	--	No. 6/7 FLORIDA STATE	H	W 82-72

UF vs. No. 7-Ranked Teams: 1-8 (Home: 1-3, Away: 0-4, Neutral: 0-1)

Date	UF Rank	Opponent	Site	UF Result
1/8/89	--	No. 7 Georgia	A	L 77-101
1/23/91	--	No. 7 AUBURN	H	L 59-93
11/27/94	15	No. 7 N. Carolina (4)	N	L 72-79
1/29/97	13	No. 7 Georgia	A	L 73-86
2/16/97	10	No. 7 ALABAMA	H	L 81-86
1/13/00	--	No. 7 GEORGIA	H	L 71-78
12/29/00	19	No. 7 RUTGERS	H	W 66-58
2/8/07	--	No. 7 LSU	A	L 66-79
12/8/16	23/25	No. 7 Florida State	A	L 58-83

UF vs. No. 8-Ranked Teams: 1-14 (Home: 1-8, Away: 0-5, Neutral: 0-1)

Date	UF Rank	Opponent	Site	UF Result
1/10/83	--	No. 8 GEORGIA	H	L 60-76
1/23/83	--	No. 8 TENNESSEE	H	L 62-94
2/2/83	--	No. 8 Tennessee	A	L 69-70
2/22/83	--	No. 8 KENTUCKY	H	L 68-78
1/8/84	--	No. 8 TENNESSEE	H	L 70-78
2/12/86	--	No. 8 MISSISSIPPI	H	L 55-61
1/10/87	--	No. 8 Mississippi	A	L 53-62
2/4/89	--	No. 8 Mississippi	A	L 75-88
1/12/91	--	No. 8 Georgia	A	L 68-89
2/4/95	14	No. 8 VANDERBILT	H	L 52-66
1/21/97	119	No. 8 TENNESSEE	H	W 71-62
3/21/98	13	No. 8/9 Duke (3)	N	L 58-71
2/3/08	--	No. 8 LSU	H	L 71-85
1/10/10	--	No. 8 Georgia	A	L 52-61
1/3/16	RV	No. 8 MISSISSIPPI STATE	H	L 70-76

UF vs. No. 9-Ranked Teams: 1-8 (Home: 0-3, Away: 1-4, Neutral: 0-1)

Date	UF Rank	Opponent	Site	UF Result
1/31/84	--	No. 9 Tennessee	A	L 49-69
2/22/85	--	No. 9 Auburn (2)	A	L 64-84
1/21/87	--	No. 9 LOUISIANA STATE	H	L 67-85
12/29/91	--	No. 9 STEPHEN FAUSTIN	H	L 73-86
3/19/93	--	No. 9 Virginia (3)	A	L 55-69
12/10/98	17	No. 9/8 Alabama	A	W 77-71
1/11/09	18	No. 9/8 Auburn	A	L 65-81
1/13/13	--	No. 9 TENNESSEE	H	L 75-78
3/8/13	--	No. 9 Tennessee	N2	L 73-82

UF vs. No. 10-Ranked Teams: 3-8 (Home: 0-2, Away: 2-5, Neutral: 1-1)

Date	UF Rank	Opponent	Site	UF Result
2/2/86	--	No. 10 Tennessee	A	L 60-82
11/24/89	--	No. 10 Nevada Las Vegas	H	L 49-73
1/26/91	--	No. 10 LOUISIANA STATE	H	L 68-80
1/16/94	--	No. 10 Alabama	A	W 80-75
2/8/95	18	No. 10 Georgia	A	W 59-46
3/2/96	18	No. 10 Vanderbilt (2)	N	W 83-73
1/20/00	--	No. 10 Auburn	A	L 69-92
1/16/03	--	No. 10/9 Arkansas	A	L 45-84
2/26/12	--	No. 10/9 Tennessee	A	L 59-75
3/2/12	--	No. 10/9 Kentucky	N2	L 67-71
1/15/15	--	No. 10/11 Kentucky	A	L 56-62

UF vs. No. 11-Ranked Teams: 4-10 (Home: 1-4, Away: 3-4, Neutral: 0-2)

Date	UF Rank	Opponent	Site	UF Result
2/5/86	--	No. 11 Auburn	A	L 48-73
1/4/87	--	No. 11 Georgia	A	L 65-78
1/24/87	--	No. 11 VANDERBILT	H	L 60-80
1/26/92	--	No. 11 Vanderbilt	A	L 82-89
2/6/94	--	No. 11 Vanderbilt	A	L 65-82
1/15/95	18	No. 11 ALABAMA	H	W 97-88
3/4/95	15	No. 11 Georgia (2)	N	L 71-88
1/25/97	119	No. 11 VANDERBILT	H	W 70-56
12/3/00	--	No. 11/9 PENN STATE	H	W 92-79
2/3/02	12	No. 11/9 SOUTH CAROLINA	H	L 59-69
1/18/04	--	No. 11/9 Georgia	A	W 83-73
12/2/11	--	No. 11/12 Rutgers	N12	L 49-63
2/14/13	--	No. 11/13 Texas A&M	A	L 71-78
1/23/14	--	No. 11/12 Tennessee	A	L 69-89

UF vs. No. 12-Ranked Teams: 6-4 (Home: 4-1, Away: 1-3, Neutral: 1-0)

Date	UF Rank	Opponent	Site	UF Result
2/17/86	17	No. 12 Alabama	A	L 73-54
12/13/96	24	No. 12 Iowa (5)	N	W 68-58
1/4/97	24	No. 12 AUBURN	H	W 71-58
2/24/00	--	No. 12/9 Louisiana St.	A	L 66-71
2/8/09	11	No. 12/17 TENNESSEE	H	W 66-57
1/12/14	--	No. 12/13 LSU	A	L 68-82
1/7/16	rv	No. 12/11 Tennessee	A	W 74-66
1/31/16	rv	No. 12 KENTUCKY	H	W 85-79
2/4/16	22	No. 12/11 TEXAS A&M	H	W 83-81
12/7/07	--	No. 12 OHIO STATE	H	L 77-103

UF vs. No. 13-Ranked: 1-10 (Home: 0-4, Away: 0-3, Neutral: 1-3)

Date	UF Rank	Opponent	Site	UF Result
1/21/81	--	No. 13 South Carolina	A	L 48-86
12/11/82	--	No. 13 Georgia	A	L 66-88
1/9/88	--	No. 13 GEORGIA	H	L 66-96
3/5/94	22	No. 13 Vanderbilt (2)	N	L 72-94
11/22/98	20	No. 13/16 G. Washington (8)	N	W 82-59
2/2/03	--	No. 13/12 MISSISSIPPI STATE	H	L 54-83
3/2/07	--	No. 13 Vanderbilt (2)	N	L 77-105
11/17/09	--	No. 13/10 FLORIDA STATE	H	L 62-66
2/17/13	--	No. 13/12 GEORGIA	H	L 57-62
2/15/15	--	No. 13/15 Mississippi State	A	L 62-75
3/4/16	25	No. 13 Kentucky	N2	L 69-92

UF vs. No. 14-Ranked Teams: 2-13 (H: 2-3, Away: 0-8, Neutral: 0-2)

Date	UF Rank	Opponent	Site	UF Result
1/13/82	--	No. 14 Georgia	A	L 77-92
2/2/91	--	No. 14 Mississippi	A	L 58-65
1/11/92	--	No. 14 MISSISSIPPI	H	L 56-59
2/18/99	--	No. 14/12 GEORGIA	H	L 66-91
2/22/01	11	No. 14/14 LOUISIANA ST	H	W 67-59
12/21/01	20	No. 14/12 COLORADO	H	W 61-50
3/1/03	--	No. 14/16 Georgia	A	L 67-76
1/15/04	--	No. 14 LSU	A	L 59-74
11/18/06	--	No. 14/12 Rutgers (10)	N	L 71-88
1/14/07	--	No. 14/12 Vanderbilt	A	L 69-82
1/28/07	--	No. 14/15 GEORGIA	H	L 54-77
1/27/13	--	No. 14 Georgia	A	L 52-69
3/3/13	--	No. 14/13 South Carolina	A	L 56-67
3/7/14	--	No. 14/15 Kentucky	N2	L 70-75
3/25/14	--	No. 14/15 Penn State	A3	L 61-83

UF vs. No. 15-Ranked Teams: 3-7 (Home: 3-1, Away: 0-4, Neutral: 0-2)

Date	UF Rank	Opponent	Site	UF Result
1/26/85	--	No. 15 KENTUCKY	H	W 69-64
1/13/90	--	No. 15 Auburn	A	L 66-73
3/6/03	--	No. 15/16 Vanderbilt (2)	N	L 58-74
12/14/03	--	No. 15/17 UCSB	H	W 75-49
3/22/04	--	No. 15/17 Baylor (3)	N	L 76-91
1/29/06	24	No. 15 GEORGIA	H	L 55-92
1/4/07	--	No. 15 Georgia	A	L 57-89
2/9/14	--	No. 15/13 KENTUCKY	H	W 86-80
2/22/15	--	No. 15 Texas A&M	A	L 46-66
2/5/18	--	No. 15 Missouri	A	L 64-66

UF vs. No. 16-Ranked Teams: 3-8 (Home: 1-4, Away: 0-4, Neutral: 2-0)

Date	UF Rank	Opponent	Site	UF Result
12/1/79	--	No. 16 SOUTH CAROLINA	H	L 50-93
11/30/81	--	No. 16 GEORGIA	H	L 76-89
12/31/81	--	No. 16 Kentucky	A	L 61-97
12/4/93	--	No. 16 Stephen F. Austin	A	L 71-82
11/26/94	15	No. 16 Kansas (4)	N	W 58-56
1/30/03	--	No. 16 South Carolina	A	L 64-78
2/15/04	20	No. 16 LSU	H	L 72-91
12/21/06	--	No. 16/14 LOUISVILLE	H	L 60-77
12/21/08	20	No. 16/19 PITTSBURGH	H	W 90-83
2/18/10	--	No. 16 Kentucky	A	L 51-77
3/18/12	--	No. 16/18 Ohio State	N3	W 70-65

UF vs. No. 17-Ranked Teams: 6-5 (Home: 3-4, Away: 2-1, Neutral: 1-0)

Date	UF Rank	Opponent	Site	UF Result
2/25/82	--	No. 17 KENTUCKY	H	L 87-89
2/11/96	20	No. 17 MISSISSIPPI	H	W 69-48
1/18/97	24	No. 17 LSU	H	W 74-57
3/1/97	10	No. 17 Vanderbilt (2)	N	W 68-54
1/4/01	14	No. 17/18 Mississippi State	A	W 82-70
1/6/02	15	No. 17/21 Auburn	A	W 70-61
1/27/02	18	No. 17/16 GEORGIA	H	W 73-64
1/8/06	--	No. 17/18 Georgia	A	L 70-89
1/24/08	RV	No. 17/14 GEORGIA	H	L 55-82
3/2/14	--	No. 17/16 TEXAS A&M	H	L 72-83
11/17/17	--	No. 17/14 OHIO STATE	H	L 54-84

UF vs. No. 18-Ranked Teams: 6-5 (Home: 2-2, Away: 4-0, Neutral: 0-3)

Date	UF Rank	Opponent	Site	UF Result
3/10/77	--	No. 18 Mississippi College (1)	N	L 79-93
3/1/84	--	No. 18 Auburn (2)	N	L 65-75
1/9/91	--	No. 18 VANDERBILT	H	W 74-68
1/21/95	17	No. 18 Mississippi	A	W 81-77
2/2/97	13	No. 18 Arkansas	A	W 79-66
2/23/03	--	No. 18/19 VANDERBILT	H	L 58-64
2/29/04	--	No. 18/20 Auburn	A	W 71-60
2/24/05	--	No. 18 GEORGIA	H	L 38-63
12/3/05	--	No. 18/16 Temple	A	W 58-55
11/17/06	--	No. 18 California (10)	N	L 60-88
2/19/12	--	No. 18/15 GEORGIA	H	W 61-57

UF vs. No. 19-Ranked Teams: 5-6 (Home: 3-2, Away: 2-2, Neutral: 0-2)

Date	UF Rank	Opponent	Site	UF Result
2/15/85	--	No. 19 Kentucky	A	W 57-54
3/17/93	--	No. 19 Bowling Green (3)	A	W 69-67
3/3/97	6	No. 19 Auburn (2)	N	L 47-52
2/4/01	9	No. 19/18 VANDERBILT	H	W 62-57
2/26/04	--	No. 19/15 GEORGIA	H	W 69-59
1/27/05	--	No. 19/20 Georgia	A	L 61-81
1/22/06	--	No. 19 VANDERBILT	H	W 73-59
3/6/09	21	No. 19 Tennessee	N	L 67-71
1/20/11	--	No. 19 KENTUCKY	H	L 58-59
1/12/12	--	No. 19/16 Georgia	A	L 55-61
1/20/13	--	No. 19/18 SOUTH CAROLINA	H	L 44-52

UF vs. No. 20-Ranked Teams: 5-5 (Home: 4-2, Away: 1-1, Neutral: 0-2)

Date	UF Rank	Opponent	Site	UF Result
1/5/80	--	No. 20 MISSISSIPPI COLLEGE	H	L 78-101
12/22/83	--	No. 20 Kentucky	A	W 68-66
1/14/85	--	No. 20 MIAMI	H	W 85-68
1/7/98	12	No. 20/18 GEORGIA	H	W 94-61
2/28/98	12	No. 20/19 Alabama (2)	N	L 61-74
11/26/99	--	No. 20/19 Purdue	A	L 50-90
1/6/00	--	No. 20/18 MISSISSIPPI ST	H	W 85-72
3/5/04	--	No. 20/16 Georgia (2)	N	L 72-76
11/23/07	--	No. 20/21 FLORIDA ST.	H	L 78-81
2/21/10	--	No. 20 GEORGIA	H	W 64-57

UF vs. No. 21-Ranked Teams: 4-3 (Home: 1-1, Away: 2-2, Neutral: 1-0)

Date	UF Rank	Opponent	Site	UF Result
12/8/91	--	No. 21 Connecticut	A	L 48-71
11/26/96	19	No. 21 Texas	A	L 84-97
1/14/98	12	No. 21/24 Auburn	A	W 65-61
2/5/06	--	No. 21/23 Kentucky	A	W 68-61
11/29/08	--	No. 21/19 Arizona State (11)	N	W 65-60
11/17/11	--	No. 21/19 Florida State	H	W 72-58
1/28/18	--	No. 21/10 GEORGIA	H	L 57-66

UF vs. No. 22-Ranked Teams: 3-3 (Home: 2-1, Away: 1-1, Neutral: 0-1)

Date	UF Rank	Opponent	Site	UF Result
12/22/96	24	No. 22 Clemson (6)	N	L 50-52
2/20/00	—	No. 22/18 Mississippi St	A	L 57-66
2/20/05	—	No. 22/20 VANDERBILT	H	L 69-76
11/23/08	—	No. 22 Florida State	A	W 72-57
1/2/11	—	No. 22/24 Arkansas	H	W 64-53
2/28/11	—	No.23/- GEORGIA	H	W 74-71

2017-18 Florida Gator Basketball ... by the numbers

Overall Record: 10-13 (Home: 6-8 Away: 2-4 Neutral: 2-1) *** **Southeastern Conference: 2-8** (Home: 1-4 * Away: 1-4)

Largest Margin of Victory: 50 points (90-40 vs. Savannah St., 11/23/17)
[under Newbauer: same]
Largest Margin of Defeat: 37 points (90-53 at Mississippi St., 1/25/18)
[under Newbauer: same]
Smallest Margin of Victory: 1 point (61-60 vs. Ole Miss, 1/21/18)
[under Newbauer: same]
Smallest Margin of Defeat: 1 point (70-69 vs. Arkansas State, 11/14/17)
[under Newbauer: same]

Average Margin in a Victory: 17.6 points (176 total points in 10 games)
[under Newbauer: same]
Average Margin in a Defeat: 13.5 points (175 total points in 13 games)
[under Newbauer: same]

Largest Lead in a game: 58 pts (7:45/4Q vs Savannah St., 11/23/17)
[under Newbauer: same]
Largest Deficit in a game: 37 points (1:31/4Q at Mississippi St., 1/25/18)
[under Newbauer: same]

Largest Deficit and won: 13 pts (9:06/4Q vs. Ole Miss, 1/21/18)
[under Newbauer: same]
Largest Lead and lost: 16 points (3:19/1Q at Auburn, 12/31/17)
[under Newbauer: same]

UF when leading at half: 9-5 (L's vs. Ark. St., led by 1; UTCby10;AU,LS,UG1)
UF when trailing at half: 1-7 (Ole Miss by 3, 1/21)
UF when tied at half: 0-1

SCORING

UF when scoring in 40's: 0-0
UF when scoring in 50's: 0-7
UF when scoring in 60's: 3-3
UF when scoring in 70's: 2-3
UF when scoring in 80's: 4-0
UF when scoring in 90's: 1-0
UF when outscoring opponent: 10-0

UF when opponent scores in 40's: 1-0
UF when opponent scores in 50's: 4-1
UF when opponent scores in 60's: 4-5
UF when opponent scores in 70's: 0-2
UF when opponent scores in 80's: 1-3
UF when opponent scores in 90's: 0-1
UF when opponent scores in 100's: 0-1

SHOOTING PERCENTAGE

UF when shooting at least 40%: 9-4
UF when shooting less than 40%: 1-9 (win at Ark, 37.7%)
UF when opponent shoots at least 40%: 3-8
UF when opponent shoots less than 40%: 7-5

INDIVIDUAL SCORING

UF when Florida player scores 20 points or more: 4-4
UF when no Florida player scores at least 20 points: 5-9
UF when opposing player scores 20 points or more: 5-9
UF when no opposing player scores at least 20 points: 5-4

UF when 0 Gators score in double-figures: 0-0
UF when 1 Gator scores in double-figures: 0-0
UF when 2 Gators score in double-figures: 1-4
UF when 3 Gators score in double-figures: 4-5
UF when 4 Gators score in double-figures: 2-5
UF when 5 Gators score in double-figures: 3-0

3-POINT SHOOTING

UF when making 8 or more three-point shots: 6-7
UF when making less than 8 three-point shots: 4-6
UF when opponent makes 8 or more three-point shots: 4-6
UF when opponent makes less than 8 three-point shots: 6-7

FREE THROWS

UF when attempting 20 or more free throws: 4-1
UF when attempting less than 20 free throws: 6-12

UF when opponent attempts 20 free throws or more: 0-0
UF when opponent attempts less than 20 free throws: 10-13

UF when attempting more free throws than opponent: 8-8
UF when opponent attempts more free throws than UF: 1-5
UF when attempting same number of free throws: 1-0

FREE THROW PERCENTAGE

UF when FT% is higher than 68%: 6-8
UF when FT% is 68% or lower: 4-5

UF when opponent FT% is higher than 68%: 4-10
UF when opponent FT% is 68% or lower: 6-3

TEAM REBOUNDING

UF when outrebounding opponent: 9-6
UF when outrebounded by opponent: 0-6
UF when rebounds are equal: 1-1

ASSISTS

UF when Florida has 15 or more assists: 8-4
UF when Florida has less than 15 assists: 2-10

UF when opponent has 15 or more assists: 1-4
UF when opponent has less than 15 assists: 9-9

TURNOVERS

UF when committing 17 turnovers or less: 8-7
UF when committing more than 17 turnovers: 2-6

UF when forcing less than 17 opponent turnovers: 8-13
UF when forcing at least 17 opponent turnovers: 2-0

ATTENDANCE

UF when home attendance is 2,000 or higher: 1-1
UF when home attendance is less than 2,000: 5-7

UF when road attendance is 2,000 or higher: 1-2
UF when road attendance is less than 2,000: 1-2

UF when neutral site attendance is 2,000 or higher: 0-0
UF when neutral site attendance is less than 2,000: 2-1

SCHEDULING

UF	on Sunday: 3-4	on Thursday: 3-3
	on Monday: 0-1	on Friday: 0-1
	on Tuesday: 2-1	on Saturday: 1-0
	on Wednesday: 1-3	

UNIFORM COLORS

When wearing....
White: 7-7 overall (6-6 home; 0-0 away; 1-1 neutral)
Blue: 1-2 overall (0-0 home; 0-2 away; 1-0 neutral)
Black: 0-2 overall (0-1 home; 0-1 away; 0-0 neutral)
Orange: 2-2 overall (0-1 home; 2-1 away; 0-0 neutral)
Pink: 0-0 overall (0-0 home; 0-0 away; 0-0 neutral)

BENCH WORK

UF when UF bench outscores opponent bench: 3-1
UF when Opponent bench outscores UF bench: 7-11
Bench Scoring is equal: 0-1

UF when UF bench outrebounds opponent bench: 5-3
UF when Opponent bench outrebounds UF bench: 5-10
Bench Rebounds are equal: 0-0

2017-18 Florida Gators Miscellaneous Stats

WHAT WE'RE WEARING & WHO STARTED

Jersey Record										Lineup					
Gm	Date	Opponent	Jersey Color	White	Blue	Orange	Black	Pink	UF Result	Forward	Forward/Center	Guard	Guard	Guard	Record
1	Nov. 11	GEORGIA STATE	White	1-0					W 82-66	Hersler	Lorenzen	Nakkasoglu	Anderson	Washington	1-0
2	Nov. 14	ARKANSAS STATE	White	1-1					L 69-70	Hersler	Lorenzen	Nakkasoglu	Anderson	Washington	1-1
3	Nov. 17	#17/14 FLORIDA ST.	White	1-2					L 54-84	Hersler	Lorenzen	Nakkasoglu	Anderson	Washington	1-2
4	Nov. 21	vs. Richmond	White	2-2					W 87-80	Hersler	Lorenzen	Nakkasoglu	Anderson	Washington	2-2
5	Nov. 22	vs. Stetson	White	2-3					L 71-85	Hersler	Lorenzen	Searcy	Anderson	Washington	0-1
6	Nov. 23	vs. Savannah State	Blue		1-0				W 90-40	Hersler	Lorenzen	Searcy	Anderson	Washington	1-1
7	Nov. 28	JACKSONVILLE	White	3-3					W 69-59	Hersler	Lorenzen	Nakkasoglu	Anderson	Washington	3-2
8	Dec. 3	at Oklahoma	Orange			1-0			W 80-61	Hersler	Lorenzen	Nakkasoglu	Anderson	Washington	4-2
9	Dec. 6	#8 OHIO STATE	Black					0-1	L 77-103	Hersler	Lorenzen	Nakkasoglu	Anderson	Washington	4-3
10	Dec. 10	MARSHALL	White	4-3					W 74-69	Hersler	Lorenzen	Nakkasoglu	Anderson	Washington	5-3
11	Dec. 20	CHATTANOOGA	White	4-4					L 60-65	Hersler	Lorenzen	Nakkasoglu	Anderson	Washington	5-4
12	Dec. 21	SAINT JOSEPH'S	White	5-4					W 71-51	Hersler	Lorenzen	Nakkasoglu	Anderson	Washington	6-4
13	Dec. 27	DELAWARE STATE	White	6-4					W 85-51	Hersler	Lorenzen	Nakkasoglu	Anderson	Washington	7-4
14	Dec. 31	at Auburn	Blue		1-1				L 55-84	Hersler	Lorenzen	Nakkasoglu	Anderson	Washington	7-5
15	Jan. 4	ALABAMA	White	6-5					L 54-63	Hersler	Lorenzen	Nakkasoglu	Anderson	Washington	7-6
16	Jan. 7	at Ole Miss	Black				0-2	L-2OT	75-78	Hersler	Lorenzen	Nakkasoglu	Anderson	Washington	7-7
17	Jan. 11	KENTUCKY	White	6-6					L 53-56	Hersler	Lorenzen	Nakkasoglu	Anderson	Washington	7-8
18	Jan. 14	LSU	White	6-7					L 59-66	Hersler	Lorenzen	Nakkasoglu	Anderson	Washington	7-9
19	Jan. 17	at Arkansas	Orange			2-0			W 65-51	Hersler	Lorenzen	Nakkasoglu	Anderson	Washington	8-9
20	Jan. 21	OLE MISS	White	7-7					W 61-60	Hersler	Lorenzen	Nakkasoglu	Anderson	Washington	9-9
21	Jan. 25	at #3 Mississippi St.	Orange			2-1			L 53-90	Hersler	Lorenzen	Nakkasoglu	Anderson	Washington	9-10
22	Jan. 28	No. 21/20 GEORGIA	Orange			2-2			L 57-66	Hersler	Lorenzen	Nakkasoglu	Anderson	Washington	9-11
23	Feb. 5	at #15 Missouri	Blue		1-2				L 64-66	Hersler	Lorenzen	Nakkasoglu	Anderson	Washington	9-12
24	Feb. 8	#2 MISSISSIPPI ST.													

2017-18 Starting Line-Ups

Game#	Record	Line-Up (F-F/C-G-G-G)
1-4, 7-23	9-12	Hersler-Lorenzen-Nakkasoglu-Anderson-Washington
5-6	1-1	Hersler-Lorenzen-Searcy-Anderson-Washington

Consecutive Starts

Anderson	56 games
Washington	45 games
Lorenzen	23 games
Hersler	23 games
Nakkasoglu	18 games

Total Career Starts at UF

Lorenzen	97	Nakkasoglu	21
Anderson	72	Morang	9
Washington	53	Searcy	2
Hersler	23		

Free Throw Tracker

.....Current. '18 Season-High	
Gator.....Streak.....Made Streak..Last Attempt..... Career Best Streak	
Dyandria Anderson.....made 3..... 8.....2/5/18 at Mizzou..... 14	
Stephanie Brower.....missed 2.....12/27/17 vs. Delaware St. same	
Mikayla Hayes.....missed 1..... 4.....1/11/18 vs. Kentucky..... same	
Paulina Hersler.....made 2..... 7.....1/28/18 vs. Georgia..... same as this season*	
Tameria Johnson.....made 4.....current.....12/27/17 vs. Delaware St. same	
Haley Lorenzen.....made 8..... 11.....1/28/18 vs. Georgia..... 12 (in 2016-17)	
Sydney Morang.....missed 4..... 2.....11/17/17 vs. FlaState..... 2 (in 2016-17)	
Funda Nakkasoglu.....made 3..... 12.....2/5/18 at Mizzou..... 51 (in 2015-16)	
Elif Portakal.....made 2.....current.....12/21/17 vs St. Joe's..... same	
Sydney Searcy.....made 3..... 3.....1/21/18 vs. Ole Miss..... 4 (2x in 2016-17)	
Jalaysa Thomas.....made 5.....current.....1/28/18 vs. Georgia..... same	
Delicia Washington.....made 6.....6(2x).....2/5/18 at Mizzou..... 10 (in 2016-17)	

*not including data from prior school

2017-18 Florida Gators Miscellaneous Stats

Margin	1	2	3	4	5	6	7	8	9	10	11-14	15-19	20-24	25-29	30-34	35+
Victory	1	-	-	-	1	-	1	-	-	1	1	2	1	-	1	1
Defeat	1	1	2	-	1	-	1	-	2	-	1	-	-	2	1	1

Three-Point Play Opportunities in 2017-18

	Made FG '17	FT-FTA '17	Career FGs	Career FTs
Nakkasoglu	5	4-5	same	same
Washington	4*	0-3	12*	6-12
Hersler	3	1-3	same	same
Anderson	3	2-3	13	9-13
Lorenzen	4	2-4	18	7-18
Hersler	3	1-3	same	same
Thomas	1	1-1	same	same
Hayes	1	0-1	same	same
Searcy			1	1-1
Morang			1	0-1

	Fouled Att-3FG	FT-FTA	Career 3FGs	Career FTs
Hersler	3	7-9	same	same
Searcy	3	5-9	same	same
Washington	1	1-3	2	3-6

FOUR-Point-Play Opportunities in 2017-18

	Made 3FG	FT-FTA	Career 3FGs	Career FTs
Hersler	1	1-1	same	same
Anderson	1	1-1	same	same

*at Auburn, fouled but injured on the play and did not shoot the free throw

Three/Four-Point Play Opportunities Game Log

Game	Date	Opponent	Gator (FTs)
1	Nov. 11	GEORGIA STATE	Lorenzen (1-1)
2	Nov. 14	ARKANSAS ST	Hersler (1-1)
3	Nov. 17	FLORIDA ST	Nakkasoglu (0-1)
4	Nov. 21	vs. Richmond	Hersler (0-1)
5	Nov. 22	vs. Stetson	Hersler (1-1)
6	Nov. 23	vs. Savannah St.	Anderson (1-1)
7	Nov. 28	JACKSONVILLE	--
8	Dec. 3	at Oklahoma	Nakkasoglu (1-1)
9	Dec. 6	OHIO STATE	Washington (0-1); Hersler (1-1 - 4pt play)
10	Dec. 10	MARSHALL	Thomas (1-1)
11	Dec. 20	CHATTANOOGA	Nakkasoglu (1-1), Nakkasoglu (1-1), Anderson (1-1), Washington (0-1)
12	Dec. 21	SAINT JOSEPH'S	Washington (0-1)
13	Dec. 27	DELAWARE STATE	Washington (1-3), Searcy (0-3), Hersler (0-1), Searcy (2-3)
14	Dec. 31	at Auburn	Hersler (3-3)
15	Jan. 4	ALABAMA	Hayes (0-1)
16	Jan. 7	at Ole Miss	Hersler (0-1), Anderson (0-1)
17	Jan. 11	KENTUCKY	--
18	Jan. 14	LSU	Lorenzen (0-1), Lorenzen (0-1), Lorenzen (1-1)
19	Jan. 17	at Arkansas	Hersler (0-1)
20	Jan. 21	OLE MISS	Searcy (3-3)
21	Jan. 25	at Mississippi State	Nakkasoglu (1-1)
22	Jan. 28	GEORGIA	--
23	Feb. 5	at Missouri	Anderson (1-1)*
24	Feb. 8	MISSISSIPPI ST.	

*four-point-play

Most First Quarter Points

Florida 24 2x last Savannah St. | 11-23-17
Opponent 31 OHIO STATE | 12-6-17

Fewest First Quarter Points

Florida 9 2x last at Mizzou | 2-5-18
Opponent 6 Savannah St. | 11-23-17

Most Second Quarter Points

Florida 28 DELAWARE ST. | 12-27-17
Opponent 28 Stetson | 11-22-17

Fewest Second Quarter Points

Florida 8 3x-OLE MISS | 1-21-18
Opponent 5 GEORGIA | 1-28-18

Most First Half Points

Florida 50 DELAWARE ST. | 12-27-17
Opponent 51 OHIO STATE | 12-6-17

Fewest First Half Points

Florida 18 KENTUCKY | 1-11-18
Opponent 12 Savannah St. | 11-23-17

Largest Halftime Lead

Florida 33 Savannah St. | 11-23-17
Opponent 13 OHIO STATE | 12-6-17

Most Third Quarter Points

Florida 30 Savannah St. | 11-23-17
Opponent 31 Mississippi St. | 1-25-18

Fewest Third Quarter Points

Florida 9 LSU | 1-14-18
Opponent 7 Arkansas | 1-18-18

Most Fourth Quarter Points

Florida 33 Oklahoma | 12-3-17
Opponent 30 Auburn | 12-31-17

Fewest Fourth Quarter Points

Florida 4 Auburn | 12-31-17
Opponent 4 OLE MISS | 1-21-18

Largest Lead Entering Fourth Quarter

Florida 51 Savannah St. | 11-23-17
Opponent 29 Mississippi St. | 1-25-18

Largest Deficit Entering Fourth Quarter

Florida 29 Mississippi St. | 1-25-18
Opponent 51 Savannah St. | 11-23-17

Most Second Half Points

Florida 47 Oklahoma | 12-3-17
Opponent 55 Mississippi St. | 1-25-18

Fewest Second Half Points

Florida 19 Auburn | 12-31-17
Opponent 28 2X-SAINT JOE'S | 12-21-17

Largest Margin of Victory

Florida 50 Savannah St. | 11-23-17
Opponent 37 Mississippi St. | 1-25-18

2017-18 Florida Gators Season & Career Highs

(players listed, alphabetically)

#11 Dyandria Anderson

2017-18 Season Highs	Career Highs
Pts 29 at Oklahoma 12/3/17	same
Rbs 9 at Arkansas 1/18/18	11 vs. Missouri 2/16/17
Ast 8 vs. Georgia St. 11/11/17	11 vs. Missouri 2/16/17
Stl 2-7x last vs. Alabama 1/4/18	6 vs. South Alabama, 11/11/16
Blk 1-4x last vs. Georgia 1/28/18	2 vs. Arkansas (SEC) 3/1/17
Min 44 at Ole Miss 1/7/18	same [40-2x last at Tenn. 2/23/17]
FG 8-3x last at Oklahoma 12/3/17	same
FGA 16 vs. Stetson 11/22/17	same
3FG 6 at Oklahoma 12/3/17	same
3FGA 11 vs. Stetson 11/22/17	same
FT 7 at Oklahoma 12/3/17	same
FTA 9 at Oklahoma 12/3/17	same

Dbl Fig Scoring Games - 12 in 2017-18 & **23 in Career**

20-Point Scoring Games - 2 in 2017-18 & **in Career**

Dbl Fig Rebounding Games - 0 in 2017-18 & **2 in Career**

Dbl Fig Assist Games - 0 in 2017-18 & **2 in Career**

Double-Doubles - 0 in 2017-18 & **2 in Career**

#55 Stephanie Brower

2017-18 Season & Career Highs
Pts 0
Rbs 1 vs. Delaware St. 12/27/17
Ast 0
Stl 0
Blk 0
Min 4 vs. Delaware St. 12/27/17
FG 0
FGA 1 vs. Delaware St. 12/27/17
3FG 0
3FGA 0
FT 0
FTA 2 vs. Delaware St. 12/27/17

Dbl Fig Scoring Games - 0 in 2017-18 & **in Career**

#24 Mikayla Hayes

2017-18 Season & Career Highs
Pts 9 vs. Savannah St. 11/23/17
Rbs 5-2x last at Mizzou 2/5/18
Ast 1-4x last vs. Kentucky 1/11/18
Stl 1-3x last vs. Georgia 1/28/18
Blk 2-2x last vs. Kentucky 1/11/18
Min 20 vs. St. Joseph's 12/21/17
FG 4 vs. Savannah St. 11/23/17
FGA 6 vs. Savannah St. 11/23/17
3FG 1-2x last at Ole Miss 1/7/18
3FGA 2-2x last at Mississippi State 1/25/18
FT 4 vs. Savannah St. 11/23/17
FTA 6 vs. Savannah St. 11/23/17

Dbl Fig Scoring Games - 0 in 2017-18 & **in Career**

#12 Paulina Hersler

2017-18 Season Highs	Career Highs
Pts 19-4x last vs. Georgia 1/28/18	same
Rbs 11-2x last at Ole Miss 1/7/18	same
Ast 3 vs. Georgia St. 11/11/17	same
Stl 2-2x last vs. Alabama 1/4/18	2-5x last vs. Alabama 1/4/18
Blk 3 vs. Arkansas St. 11/14/17	3-2x last vs. Arkansas St. 11/14/17
Min 42 at Ole Miss 1/7/18	same [35 vs. Alabama 1/4/18]
FG 8-2x last vs. Georgia 1/28/18	same
FGA 14-2x last at Mizzou 2/5/18	same
3FG 3-6x last at Arkansas 1/18/18	3-7x last at Arkansas 1/18/18
3FGA 8 vs. Kentucky 1/11/18	same
FT 4 vs. Savannah St. 11/23/17	4-4x last vs. Savannah St. 11/23/17
FTA 6 vs. Marshall 12/10/17	same

Dbl Fig Scoring Games - 16 in 2017-18 & **18 Career**

Dbl Fig Rebounding Games - 2 in 2017-18 & **in Career**

Double-Doubles - 2 in 2017-18 & **in Career**

#1 Tameria Johnson

2017-18 Season & Career Highs
Pts 5 vs. Stetson 11/22/17
Rbs 5 vs. Delaware St. 12/27/17
Ast 4 vs. Savannah St. 11/23/17
Stl 2-2x last vs. LSU 1/14/18
Blk 0
Min 21 vs. Savannah St. 11/23/17
FG 2 vs. Stetson 11/22/17
FGA 3-3x last vs. St. Joseph's 12/21/17
3FG 0
3FGA 1-2x last at Mizzou 2/5/18
FT 2-2x last vs. Delaware St. 12/27/17
FTA 4 vs. Stetson 11/22/17

Dbl Fig Scoring Games - 0 in 2017-18 & **in Career**

#44 Haley Lorenzen

2017-18 Season Highs	Career Highs
Pts 20-2x last vs. LSU 1/14/18	20-3x last vs. LSU 1/14/18
Rbs 13 vs. Ole Miss 1/21/18	same
Ast 5-2x last at Arkansas 1/18/18	same
Stl 2-6x last at Mississippi State 1/25/18	5 vs. FAMU 12/21/16
Blk 2 vs. Ole Miss 1/21/18	3-10x last at Alabama 2/12/17
Min 43 at Ole Miss 1/7/18	same [38 at Alabama 2/12/17]
FG 9 vs. Jacksonville 11/28/17	9-3x last vs. Jacksonville 11/28/17
FGA 15-2x last vs. LSU 1/14/18	16-5x last vs. LSU 1/14/18
3FG 2-2x last vs. Ole Miss 1/21/18	2-3x last vs. Ole Miss 1/21/18
3FGA 3-4x last at Mississippi State 1/25/18	same
FT 6-2x last at Ole Miss 1/7/18	7 vs. SE Louisiana 12/28/16
FTA 8 at Oklahoma 12/3/17	8-3x last at Oklahoma 12/3/17

Dbl Fig Scoring Games - 15 in 2017-18 & **54 in Career**

Dbl Fig Rebounding Games - 15 in 2017-18 & **21 in Career**

Double-Doubles - 11 in 2017-18 & **15 in Career**

#3 Funda Nakkasoglu

2017-18 Season Highs	Career Highs
Pts 25 vs. Richmond 11/21/17	37 vs. Pacific, 11/21/15
Rbs 6 vs. Georgia St. 11/11/17	8 vs. San Jose State, 3/9/15
Ast 6 vs. Ohio St. 12/6/17	9-3x last at Boise State, 1/6/16
Stl 2 at Ole Miss 1/7/18	5 vs. Utah Valley, 11/20/14
Blk 0	1-4x last v. Tenn. State, 12/19/15
Min 48 at Ole Miss 1/7/18	same [37-3x last vs. Chattanooga 12/20/17]
FG 8 vs. Richmond 11/21/17	14 at Air Force, 1/13/16
FGA 18 at Ole Miss 1/7/18	25 vs. BYU, 12/22/14
3FG 7 vs. Richmond 11/21/17	5 at Colorado State, 3/6/15
3FGA 14 at Ole Miss 1/7/18	same
FT 7 vs. Georgia 1/28/18	14 vs. San Jose State, 3/9/15
FTA 10 vs. Georgia 1/28/18	15-2x last San Jose State, 2/18/15

Dbl Fig Scoring Games - 14 in 2017-18 & **67 in Career**

20-PT Scoring Games - 3 in 2017-18 & **33 in Career**

30-PT Scoring Games - 0 in 2017-18 & **3 in Career**

#5 Elif Portakal

2017-18 Season Highs	Career Highs
Pts 3-2x last vs. Marshall 12/10/17	5 vs Long Beach St 12/3/16
Rbs 3 vs. Savannah St. 11/23/17	3-2x last vs. Savannah St. 11/23/17
Ast 4 vs. St. Joseph's 12/21/17	5 vs. South Alabama, 11/11/16
Stl	2 vs. Wofford 11/30/16
Blk 0	0
Min 21 vs. Savannah St. 11/23/17	24 vs. South Alabama, 11/11/16
FG 1-4x last vs. Marshall 12/10/17	2 vs Long Beach St 12/3/16
FGA 4-2x last vs. Chattanooga 12/20/17	6 vs. Wofford 11/30/16
3FG 1-2x last vs. Marshall 12/10/17	1-4x last vs. Marshall 12/10/17
3FGA 3-3x last vs. Delaware St. 12/27/17	3-4x last vs. Delaware St. 12/27/17
FT 2 vs. St. Joseph's 12/21/17	same
FTA 2-2x last vs. St. Joseph's 12/21/17	2-4x last vs. St. Joseph's 12/21/17

Dbl Fig Scoring Games - 0 in 2017-18 & **in Career**

2017-18 Florida Gators Season & Career Highs

(players listed, alphabetically)

#15 Sydney Searcy

2017-18 Season Highs	Career Highs
Pts 20 vs. Savannah St. 11/23/17	same
Rbs 4-4x last at Arkansas 1/18/18	5 vs. FAMU 12/21/16
Ast 3 vs. Stetson 11/22/17	same
Stl 2 vs. Jacksonville 11/28/17	3-3x last at Northwestern 11/25/16
Blk 1 vs. Georgia 1/28/18	1-4x last vs. Georgia 1/28/18
Min 33 vs. Savannah St. 11/23/17	same
FG 7 vs. Savannah St. 11/23/17	same
FGA 13 vs. Savannah St. 11/23/17	same
3FG 6 vs. Savannah St. 11/23/17	same
3FGA 12 vs. Savannah St. 11/23/17	same
FT 3 vs. Ole Miss 1/21/18	3-2x last vs. Ole Miss 1/21/18
FTA 6 vs. Delaware St. 12/27/17	same

Dbl Fig Scoring Games - 3 in 2017-18 & 4 in Career

#23 Jalaysha Thomas

2017-18 Season & Career Highs
Pts 7 vs. Savannah St. 11/23/17
Rbs 12 vs. Savannah St. 11/23/17
Ast 1-8x last at Arkansas 1/18/18
Stl 2 vs. Georgia St. 11/11/17
Blk 1 vs. Stetson 11/22/17
Min 20 at Oklahoma 12/3/17
FG 3 vs. Savannah St. 11/23/17
FGA 5 vs. Savannah St. 11/23/17
3FG 1-3x last vs. Delaware St. 12/27/17
3FGA 3 vs. Savannah St. 11/23/17
FT 2-2x last vs. Georgia 1/28/18
FTA 2-4x last vs. Georgia 1/28/18

Dbl Fig Scoring Games - 0 in 2017-18 & in Career

#00 Delicia Washington

2017-18 Season Highs	Career Highs
Pts 23 at Mizzou 2/5/18	31 vs. Indiana 12/20/16
Rbs 15 at Oklahoma 12/3/17	same
Ast 10 vs. Savannah St. 11/23/17	same
Stl 3 at Oklahoma 12/3/17	6 vs. SE Louisiana 12/28/16
Blk	1-2x last vs. Arkansas (SEC) 3/1/17
Min 36-2x last vs. LSU 1/14/18	same
FG 7-3x last at Mizzou 2/5/18	12 at Texas A&M 2/2/17
FGA 18 vs. Chattanooga 12/20/17	22 vs. Indiana 12/20/16
3FG 4 vs. Savannah St. 11/23/17	same
3FGA 9 vs. Stetson 11/22/17	same
FT 6 at Mizzou 2/5/18	7 vs. Indiana 12/20/16
FTA 8 vs. Marshall 12/10/17	16 vs. Indiana 12/20/16

Dbl Fig Scoring Games - 15 in 2017-18 & 34 in Career

Dbl Fig Rebounding Games - 9 in 2017-18 & 10 in Career

Dbl Fig Assist Games - 1 in 2017-18 & in Career

20+ Games - 1 in 2017-18 & 4 in Career

Double-Doubles - 5 in 2017-18 & 6 in Career [does NOT include TRIPLE-double]

Triple-Doubles - 1 in 2017-18 & in Career

UF's Individual Game Leaders

Leading Scorer in a Game*

'18 Season	UF Career
Lorenzen 8	14
Nakkasoglu 6	same
Anderson 4	same
Hersler 4	same
Searcy 1	same
Washington 1	6

Leading Rebounder in a Game*

'18 Season	UF Career
Lorenzen 13	27
Washington 8	11
Hersler 4	same
Thomas 1	same
Anderson	5

Leader with Assists in a Game*

'18 Season	UF Career
Washington 10	14
Anderson 7	34
Nakkasoglu 6	same
Lorenzen 6	8
Portakal 2	same
Johnson 1	same
Searcy 1	same

*also includes games when tie

Keeping Track

Consecutive Games Scoring

Anderson	49
Washington	42
Hersler	23
Nakkasoglu	21
Lorenzen	9
Thomas	0
Searcy	0
Johnson	0[4x]
Brower	0[4x]
Hayes	0[5x]
Portakal	0[5x]
[Morang	3]

Double-Figure Scoring Games

'18 Season	Career
Lorenzen 15	54
Hersler 16	18
Nakkasoglu 15	68
Washington 15	34
Anderson 12	23
Searcy 3	4
Morang	3

Consec. Doub-Fig Scoring Games

Hersler	2
Washington	1
Anderson	1

Double-Doubles

Dyandria Anderson

(2 in career)

1 in 2016-17	MISSOURI 11 pts-11 reb
1 in 2015-16	South Alabama 13 pts-10 reb

Paulina Hersler

(2 in career)

2 in 2017-18	ARKANSAS ST. 12 pts-11 reb
	at Ole Miss 12 pts-11 reb

Delicia Washington

(6 in career)

5 in 2017-18	at Oklahoma 11 pts-15 reb
	CHATTANOOGA 12 pts-13 reb
	LSU 11 pts-13 reb
	OLE MISS 15 pts-10 reb
	Mississippi St. 10 pts-10 reb

1 in 2016-17	at Alabama 12 pts-11 reb
--------------	--------------------------

Haley Lorenzen

(15 in career)

11 in 2017-18	GEORGIA ST. 18 pts-12 reb
	Richmond 14 pts-10 reb
	JACKSONVILLE 20 pts-11 reb
	OHIO STATE 17 pts-11 reb
	CHATTANOOGA 14 pts-12 reb
	SAINT JOSEPH'S 12 pts-10 reb
	DELAWARE STATE 18 pts-12 reb
	at Ole Miss 19 pts-10 reb
	LSU 20 pts-10 reb
	at Arkansas 12 pts-10 reb
	OLE MISS 18 pts-13 reb

4 in 2016-17

SOUTHEASTERN LA	15 pts-10 reb
at LSU	18 pts-12 reb
at Georgia	11 pts-10 reb
vs. Tennessee	17 pts-11 reb

TRIPLE-Doubles

Delicia Washington (1 in career)

1 in 2017-18

vs. Savannah St. 12 pts-12 reb-10 assists