

On Eagles Wings



Golden Eagle Battalion

2017

1st Edition

INDEX

CHAPTER I – Creeds, Oaths, Prayers, and Songs
.....3

CHAPTER II – Basic Army Knowledge
.....13

CHAPTER III – History and Traditions
.....35

CHAPTER IV – Golden Eagle Battalion Knowledge
.....56



**GOLDEN EAGLE BATTALION
ARMY ROTC**



**CONCORDIA
UNIVERSITY
WISCONSIN**

CHAPTER 1

Creeds, Oaths, Prayers, and Songs

The Soldier's Creed

I am an American Soldier.

I am a warrior and a member of a team.

I serve the people of the United States, and live the Army Values.

***I will always place the mission first.**

***I will never accept defeat.**

***I will never quit.**

***I will never leave a fallen comrade.**

I am disciplined, physically and mentally tough, trained and proficient in my warrior tasks and drills.

I always maintain my arms, my equipment and myself.

I am an expert and I am a professional.

I stand ready to deploy, engage, and destroy, the enemies of the United States of America in close combat.

I am a guardian of freedom and the American way of life.

I am an American Soldier.

***The Warrior Ethos**

The Ranger's Creed



Recognizing that I volunteered as a Ranger, fully knowing the hazards of my chosen profession, I will always endeavor to uphold the prestige, honor, and high esprit de corps of the Rangers.

Acknowledging the fact that a Ranger is a more elite Soldier who arrives at the cutting edge of battle by land, sea, or air, I accept the fact that as a Ranger my country expects me to move further, faster and fight harder than any other Soldier.

Never shall I fail my comrades. I will always keep myself mentally alert, physically strong and morally straight and I will shoulder more than my share of the task whatever it may be, one-hundred-percent and then some.

Gallantly will I show the world that I am a specially selected and well-trained Soldier. My courtesy to superior officers, neatness of dress and care of equipment shall set the example for others to follow.

Energetically will I meet the enemies of my country. I shall defeat them on the field of battle for I am better trained and will fight with all my might. Surrender is not a Ranger word. I will never leave a fallen comrade to fall into the hands of the enemy and under no circumstances will I ever embarrass my country.

Readily will I display the intestinal fortitude required to fight on to the Ranger objective and complete the mission though I be the lone survivor.

Rangers lead the way!

The Non-Commissioned Officer's Creed



No one is more professional than I. I am a noncommissioned officer, a leader of Soldiers. As a noncommissioned officer, I realize that I am a member of a time honored corps, which is known as "The Backbone of the Army". I am proud of the Corps of noncommissioned officers and will at all times conduct myself so as to bring credit upon the Corps, the military service and my country regardless of the situation in which I find myself. I will not use my grade or position to attain pleasure, profit, or personal safety.

Competence is my watchword. My two basic responsibilities will always be uppermost in my mind—accomplishment of my mission and the welfare of my Soldiers. I will strive to remain technically and tactically proficient. I am aware of my role as a noncommissioned officer. I will fulfill my responsibilities inherent in that role. All Soldiers are entitled to outstanding leadership; I will provide that leadership. I know my Soldiers and I will always place their needs above my own. I will communicate consistently with my Soldiers and never leave them uninformed. I will be fair and impartial when recommending both rewards and punishment.

Officers of my unit will have maximum time to accomplish their duties; they will not have to accomplish mine. I will earn their respect and confidence as well as that of my Soldiers. I will be loyal to those with whom I serve; seniors, peers, and subordinates alike. I will exercise initiative by taking appropriate action in the absence of orders. I will not compromise my integrity, nor my moral courage. I will not forget, nor will I allow my comrades to forget that we are professionals, noncommissioned officers, leaders!

The Cadet Creed

I am an Army Cadet.

Soon I will take an oath and become an Army Officer committed to defending the values, which make this nation

great.

HONOR is my touchstone. I understand MISSION first and PEOPLE always.

I am the PAST: the spirit of those WARRIORS who have made the final sacrifice.

I am the PRESENT: the scholar and apprentice soldier enhancing my skills in the science of warfare and the art of

leadership.

But, above all, I am the FUTURE: the future WARRIOR LEADER of the United States Army.

May God give me the compassion and judgment to lead and the gallantry to WIN.

I WILL do my duty

The Oath of a Commissioned Officer



I, _____, having been appointed an officer in the Army of the United States, as indicated above in the grade of _____ do solemnly swear (or affirm) that I will support and defend the Constitution of the United States against all enemies, foreign and domestic, that I will bear true faith and allegiance to the same; that I take this obligation freely, without any mental reservations or purpose of evasion; and that I will well and faithfully discharge the duties of the office upon which I am about to enter; So help me God.

(DA Form 71, 1 August 1959, for officers)

The Cadet Prayer



O God, our Father, Thou Searcher of human hearts, help us to draw near to Thee in sincerity and truth. May our religion be filled with gladness and may our worship of Thee be natural.

Strengthen and increase our admiration for honest dealing and clean thinking, and suffer not our hatred of hypocrisy and pretence ever to diminish. Encourage us in our endeavor to live above the common level of life. Make us to choose the harder right instead of the easier wrong, and never to be content with a half-truth when the whole can be won. Endow us with courage that is born of loyalty to all that is noble and worthy, that scorns to compromise with vice and injustice and knows no fear when truth and right are in jeopardy. Guard us against flippancy and irreverence in the sacred things of life. Grant us new ties of friendship and new opportunities of service. Kindle our hearts in fellowship with those of a cheerful countenance, and soften our hearts with sympathy for those who sorrow and suffer. Help us to maintain the honor of the Corps untarnished and unsullied and to show forth in our lives the ideals of the Golden Eagle Battalion in doing our duty to Thee and to our Country. All of which we ask in the name of the Great Friend and Master of all.

Amen

The National Anthem

Oh, say can you see by the dawn's early light
What so proudly we hailed at the twilight's last gleaming?
Whose broad stripes and bright stars thru the perilous fight,
O'er the ramparts we watched were so gallantly streaming?
And the rockets' red glare, the bombs bursting in air,
Gave proof through the night that our flag was still there.
Oh, say does that star-spangled banner yet wave
O'er the land of the free and the home of the brave?
On the shore, dimly seen through the mists of the deep,
Where the foe's haughty host in dread silence reposes,
What is that which the breeze, o'er the towering steep,
As it fitfully blows, half conceals, half discloses?
Now it catches the gleam of the morning's first beam,
In full glory reflected now shines in the stream:
'Tis the star-spangled banner! Oh long may it wave
O'er the land of the free and the home of the brave.

And where is that band who so vauntingly swore
That the havoc of war and the battle's confusion,
A home and a country should leave us no more!
Their blood has washed out their foul footsteps' pollution.
No refuge could save the hireling and slave'
From the terror of flight and the gloom of the grave:
And the star-spangled banner in triumph doth wave

O'er the land of the free and the home of the brave.

Oh! thus be it ever, when freemen shall stand

Between their loved home and the war's desolation!

Blest with victory and peace, may the heav'n rescued land

Praise the Power that hath made and preserved us a nation.

Then conquer we must, when our cause it is just,

And this be our motto: "In God is our trust."

And the star-spangled banner in triumph shall wave

O'er the land of the free and the home of the brave.

The Army Song

March along, sing our song, with the Army of the free
Count the brave, count the true, who have fought to victory
We're the Army and proud of our name
We're the Army and proudly proclaim
First to fight for the right,
And to build the Nation's might,
And The Army Goes Rolling Along
Proud of all we have done,
Fighting till the battle's won,
And the Army Goes Rolling Along.
Then it's Hi! Hi! Hey! The Army's on its way.
Count off the cadence loud and strong (TWO! THREE!)
For where e'er we go,
You will always know
That The Army Goes Rolling Along.
Valley Forge, Custer's ranks,
San Juan Hill and Patton's tanks,
And the Army went rolling along
Minute men, from the start,
Always fighting from the heart,
And the Army keeps rolling along.
Then it's Hi! Hi! Hey! The Army's on its way.
Count off the cadence loud and strong (TWO! THREE!)
For where e'er we go,

You will always know
That The Army Goes Rolling Along.
Men in rags, men who froze,
Still that Army met its foes,
And the Army went rolling along.
Faith in God, then we're right,
And we'll fight with all our might,
As the Army keeps rolling along.
Then it's Hi! Hi! Hey! The Army's on its way.
Count off the cadence loud and strong (TWO! THREE!)
For where e'er we go,
You will always know
That The Army Goes Rolling Along.

The Honor Code

I will not lie, cheat, or steal, or tolerate those who do.

Guiding Pillars

I will maintain my integrity in everything that I do.

I will not say one thing, and let my actions show another.

I will live the Army Values.

I am responsible for my own integrity.

CHAPTER 2

Basic Army Knowledge

The Army Values

L – Loyalty

Bear true faith and allegiance to the U.S. Constitution, the Army, your unit and other Soldiers. Bearing true faith and allegiance is a matter of believing in and devoting yourself to something or someone. A loyal Soldier is one who supports the leadership and stands up for fellow Soldiers. By wearing the uniform of the U.S. Army you are expressing your loyalty. And by doing your share, you show your loyalty to your unit.

D – Duty

Fulfill your obligations. Doing your duty means more than carrying out your assigned tasks. Duty means being able to accomplish tasks as part of a team. The work of the U.S. Army is a complex combination of missions, tasks and responsibilities — all in constant motion. Our work entails building one assignment onto another. You fulfill your obligations as a part of your unit every time you resist the temptation to take “shortcuts” that might undermine the integrity of the final product.

R – Respect

Treat people as they should be treated. In the Soldier’s Code, we pledge to “treat others with dignity and respect while expecting others to do the same.” Respect is what allows us to appreciate the best in other people. Respect is trusting that all people have done their jobs and fulfilled their duty. And self-respect is a vital ingredient with the Army value of respect, which results from knowing you have put forth your best effort. The Army is one team and each of us has something to contribute.

S – Selfless Service

Put the welfare of the nation, the Army and your subordinates before your own. Selfless service is larger than just one person. In serving your country, you are doing your duty loyally without thought of recognition or gain. The basic building block of selfless service is the commitment of each team member to go a little further, endure a little longer, and look a little closer to see how he or she can add to the effort.

H – Honor

Live up to Army values. The nation’s highest military award is The Medal of Honor. This award goes to Soldiers who make honor a matter of daily living — Soldiers who develop the habit of being honorable, and solidify that habit with every value choice they make. Honor is a matter of carrying out, acting, and living the values of respect, duty, loyalty, selfless service, integrity and personal courage in everything you do.

I – Integrity

Do what's right, legally and morally. Integrity is a quality you develop by adhering to moral principles. It requires that you do and say nothing that deceives others. As your integrity grows, so does the trust others place in you. The more choices you make based on integrity, the more this highly prized value will affect your relationships with family and friends, and, finally, the fundamental acceptance of yourself.

P – Personal Courage

Face fear, danger or adversity (physical or moral). Personal courage has long been associated with our Army. With physical courage, it is a matter of enduring physical duress and at times risking personal safety. Facing moral fear or adversity may be a long, slow process of continuing forward on the right path, especially if taking those actions is not popular with others. You can build your personal courage by daily standing up for and acting upon the things that you know are honorable.

The Army's Birthday

June 14th, 1775

Army General Orders

1st General Order

"I will guard everything within the limits of my post and quit my post only when properly relieved."

2nd General Order

"I will obey my special orders and perform all of my duties in a military manner."

3rd General Order

"I will report violations of my special orders, emergencies, and anything not covered in my instructions, to the commander of the relief."

US Army Code of Conduct

I

I am an American, fighting in the forces which guard my country and our way of life. I am prepared to give my life in their defense.

II

I will never surrender of my own free will. If in command, I will never surrender the members of my command while they still have the means to resist.

III

If I am captured I will continue to resist by all means available. I will make every effort to escape and to aid others to escape. I will accept neither parole nor special favors from the enemy.

IV

If I become a prisoner of war, I will keep faith with my fellow prisoners. I will give no information or take part in any action which might be harmful to my comrades. If I am senior, I will take command. If not, I will obey the lawful orders of those appointed over me and will back them up in every way.

V

When questioned, should I become a prisoner of war, I am required to give name, rank, service number, and date of birth. I will evade answering further questions to the utmost of my ability. I will make no oral or written statements disloyal to my country and its allies or harmful to their cause.

VI

I will never forget that I am an American, fighting for freedom, responsible for my actions, and dedicated to the principles which made my country free. I will trust in my God and in the United States of America.

US Army Command Organization (Wartime)

AFRICOM: US Army African Command – Vicenza, Italy

CENTCOM: US Army Central Command – MacDill Air Force Base, Tampa, Florida

NORTHCOM: US Army Northern Command – Peterson Air Force Base, Colorado Springs
Colorado

SOUTHCOM: US Army Southern Command – Doral, Florida

EUCOM: US Army European Command – Patch Barracks, Stuttgart-Vaihingen, Germany

PACCOM: US Army Pacific Command – Camp H.M. Smith, Hawaii

SOCOM: US Army Special Operations Command – Fort Bragg, North Carolina

Active Duty Army Divisions



1st Infantry Division at Fort Riley, Kansas and in Fort Knox, Kentucky



1st Armored Division at Fort Bliss, Texas



1st Cavalry Division at Fort Hood, Texas



2nd Infantry Division at Camp Red Cloud, South Korea and in Fort Lewis, Washington



3rd Infantry Division at Fort Stewart, Georgia and in Fort Benning, Georgia



4th Infantry Division at Fort Carson, Colorado



7th Infantry Division (Division Headquarters only) at Joint Base Lewis-McChord, Washington



10th Mountain Division (Light) at Fort Drum, New York and in Fort Polk, Louisiana



25th Infantry Division at Schofield Barracks, Hawaii, Fort Richardson, Alaska (Airborne) and in Fort Wainwright, Alaska



82nd Airborne Division (Airborne) at Fort Bragg, North Carolina



101st Airborne Division (Air Assault) at Fort Campbell, Kentucky

Basic Branches of the Army



Air Defense Artillery - AD



Adjutant General - AG



Armor - AR



Aviation - AV



Chemical Corps - CM



Cyber - CY



Engineer - EN



Field Artillery - FA



Finance - FI



Infantry - IN



Military Intelligence - MI



Military Police - MP



Medical Service – MS



Nurse Corps - AN



Ordinance - OD



Quartermaster - QM



Signal Corps - SC



Transportation Corps – TC

BRANCH COLORS












Each branch of the Army has its own distinctive color or color combination. These are used in the organization guidons and in the dress uniforms of officers.

Adjutant General	Dark Blue piped w/ Scarlet
Armor	Yellow
Air Defense Artillery	Scarlet
Field Artillery	Scarlet
Aviation	Ultramarine Blue & Golden Orange
Chaplain	Black
Chemical	Blue piped w/ Yellow
Cyber	Steel Gray piped w/ Black
Engineers	Scarlet piped w/ White
Finance	Silver Gray piped w/ Golden Yellow
Infantry	Light Blue
Inspector General	Dark Blue piped w/ Light Blue
Military Intelligence	Oriental Blue piped w/ Silver Gray
JAG	Dark Blue piped w/ White
Medical	Maroon piped w/ White
Military Police	Green piped w/ Yellow
Ordnance	Crimson piped w/ Yellow
Quartermaster	Buff
Signal	Orange piped w/ White
Special Forces	Jungle Green
Transportation	Brick Red piped w/ Golden Yellow

US Army Enlisted Rank Structure

E-1	PVT	Private	No Insignia
E-2	PV2	Private 2	
E-3	PFC	Private First Class	
E-4	SPC	Specialist	
E-4	CPL	Corporal	
E-5	SGT	Sergeant	
E-6	SSG	Staff Sergeant	
E-7	SFC	Sergeant First Class	
E-8	MSG	Master Sergeant	
E-8	1SG	First Sergeant	
E-9	SGM	Sergeant Major	
E-9	CSM	Command Sergeant Major	
E-9 Special	SMA	Sergeant Major of the Army	

US Army Officer Rank Structure

O-1	2ndLt	2 nd Lieutenant	
O-2	1stLt	1 st Lieutenant	
O-3	CPT	Captain	
O-4	Maj	Major	
O-5	LtCol	Lieutenant Colonel	
O-6	Col	Colonel	
O-7	BGen	Brigadier General	
O-8	MajGen	Major General	
O-9	LtGen	Lieutenant General	
O-10	Gen	General	
Special	GA	General of the Army	

US Army Warrant Officer Rank Structure



Warrant Officer 1 (WO1)



Chief Warrant Officer 2 (CW2)



Chief Warrant Officer 3 (CW3)



Chief Warrant Officer 4 (CW4)



Chief Warrant Officer 5 (CW5)

Six Principles of Mission command

1. Build cohesive teams through mutual trust.
2. Create shared understanding.
3. Provide a clear commander's intent.
4. Exercise disciplined initiative.
5. Use mission orders.
6. Accept prudent risk.

Troop Leading Procedures

1. Receive the mission
2. Issue a warning order
3. Make a tentative plan
4. Initiate Movement
5. Conduct reconnaissance
6. Complete the plan
7. Issue the operations order
8. Supervise and refine the plan

The Phonetic Alphabet

A - Alpha	J - Juliet	S - Sierra	2 - Two
B - Bravo	K - Kilo	T - Tango	3 - Tree
C - Charlie	L - Lima	U - Uniform	4 - Four
D - Delta	M - Mike	V - Victor	5 - Fife
E - Echo	N - November	W - Whiskey	6 - Six
F - Foxtrot	O - Oscar	X - X Ray	7 - Seven
G - Golf	P - Papa	Y - Yankee	8 - Eight
H - Hotel	Q - Quebec	Z - Zulu	9 - Niner
I - India	R - Romeo	1 - One	0 - Zero

The Principles of Leadership

BE

- Technically and tactically proficient.
- Possess professional character traits: Courage, Commitment, Candor, Competence and Integrity.

KNOW

- Four major factors of leadership and how they affect each other: The Led, The Leader, The Situation, and Communications.
- Yourself and seek self-improvement.
- Your soldiers and lookout for their well-being.

DO

- Seek responsibility and Take responsibility for your actions.
- Make sound and timely decisions
- Set the example.
- Keep your subordinates informed.
- Develop a sense of responsibility in subordinates.
- Ensure that the task is understood, supervised, and accomplished.
- Build the team.
- Employ your unit in accordance with its capabilities.

Leadership Attributes

CHARACTER

Character, a person's moral and ethical qualities, helps determine what is right and gives a leader motivation to do what is appropriate, regardless of the circumstances or the consequences. An informed ethical conscience consistent with the Army Values strengthens leaders to make the right choices when faced with tough issues. Since Army leaders seek to do what is right and inspire others to do the same, they must embody these values.

PRESENCE

The impression that a leader makes on others contributes to the success in leading them. How others perceive a leader depends on the leader's outward appearance, demeanor, actions, and words.

INTELLECT

An Army leader's intelligence draws on the mental tendencies and resources that shape conceptual abilities, which are applied to one's duties and responsibilities. Conceptual abilities enable sound judgment before implementing concepts and plans. They help one think creatively and reason analytically, critically, ethically, and with cultural sensitivity to consider unintended as well as intended consequences. Like a chess player trying to anticipate an opponent's moves three or four turns in advance (action-reaction counteraction), leaders must think through what they expect to occur because of a decision. Some decisions may set off a chain of events. Therefore, leaders must attempt to anticipate the second- and third-order effects of their actions. Even lower-level leaders' actions may have effects well beyond what they expect.

Leadership Competencies

LEADS

Leading is all about influencing others. Leaders and commanders set goals and establish a vision, and then must motivate or influence others to pursue the goals. Leaders influence others in one of two ways. Either the leader and followers communicate directly, or the leader provides an example through everyday actions. The key to effective communication is to come to a common or shared understanding. Leading by example is a powerful way to influence others and is the reason leadership starts with a foundation of the Army Values and the Warrior Ethos. Serving as a role model requires a leader to display character, confidence, and competence to inspire others to succeed. Influencing outside the normal chain of command is a new way to view leadership responsibilities. Leaders have many occasions in joint, interagency, intergovernmental, and multinational situations to lead through diplomacy, negotiation, conflict resolution, and consensus building. To support these functions, leaders need to build trust inside and outside the traditional lines of authority and need to understand their sphere, means, and limits of influence.

DEVELOPS

Developing the organization, the second category, involves three competencies: creating a positive environment in which the organization can flourish, preparing oneself, and developing other leaders. The environment is shaped by leaders taking actions to foster working together, encouraging initiative and personal acknowledgment of responsibility, setting and maintaining realistic expectations, and demonstrating care for people—the number one resource of leaders. Preparing self involves getting set for mission accomplishment, expanding and maintaining knowledge in such dynamic topic areas as cultural and geopolitical affairs, and being self-aware. Developing others is a directed responsibility of commanders. Leaders develop others through coaching, counseling, and mentoring—each with a different set of implied processes. Leaders also build teams and organizations through direct interaction, resource management, and providing for future capabilities.

ACHIEVES

Achieving is the third competency goal. Ultimately, leaders exist to accomplish those endeavors that the Army has prescribed for them. Getting results, accomplishing the mission, and fulfilling goals and objectives are all ways to say that leaders exist at the discretion of the organization to achieve something of value. Leaders get results through the influence they provide in direction and priorities. They develop and execute plans and must consistently accomplish goals to a high ethical standard.

Badges and Tabs




SAPPER Tab




Ranger Tab



Special Forces Tab



Combat Action Badge



Combat Infantryman Badge



Expert Infantryman Badge



Explosive Ordnance Disposal Badge

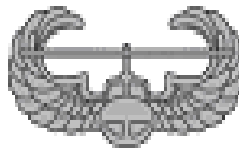


Combat Diver Badge

Badges and Tabs (Cont.)



Parachutist Badge




**Air Assault
Badge**



**Army Aviator
Badge**



**Senior
Parachutist Badge**



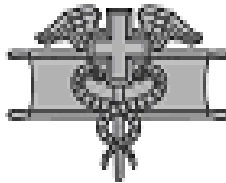
**Combat Medical
Badge**



**Senior Army Aviator
Badge**



**Master
Parachutist Badge**



**Expert Field
Medical Badge**



**Master Army Aviator
Badge**



Military Freefall Parachutist (HALO) Badge

Badges and Tabs (Cont.)



**Flight Surgeon
Badge**



**Aircraft Crewman
Badge**



Pathfinder Badge



**Secretary of Defense
Identification Badge**



Scuba Diver Badge



**Army Staff
Identification Badge**



**Joint Chiefs of Staff
Identification Badge**



**Drill Sergeant
Identification Badge**



Ram's Head Device (Mountain Warfare Badge)



Army Basic Recruiter Identification Badge

Military Time

All U.S. military services designate the hours in a day by using a 24-hour clock. The day begins at one minute after midnight (12:01 a.m.) and is written as 0001 hours. See the table below:

<u>CIVILIAN</u>	<u>MILITARY</u>
12:01 a.m.	0001
1:00	0100*
2:00	0200
3:00	0300
4:00	0400
5:00	0500
6:00	0600
7:00	0700
8:00	0800
9:00	0900
10:00	1000*
11:00	1100
12:00 (Noon)	1200
1:00 p.m.	1300
2:00	1400
3:00	1500
4:00	1600
5:00	1700
6:00	1800
7:00	1900
8:00	2000
9:00	2100
10:00	2200
11:00	2300
12:00 (Midnight)	0000

*Pronounced as 01-hundred, 10-hundred, etc.

Day Time Group (DTG)

The Military Date Time Group (DTG) format is used in everything from operations orders to airlifts, and it is essential for every service member to know how to put together a DTG format correctly.

Date Time Group is traditionally formatted as DDHHMM(Z)MONYY

An example is 630pm on January 6th, 2012 in Fayetteville NC would read 061830RJAN12

DD-Day of the month (e.g. January 6th=06)

HHMM- Time in 24 hour format +military time zone (e.g. 6:30pm in =1830).

Z- Military identifier- see below for complete list

MON- 3 digit month code, (e.g. January= JAN)

YY- 2 Digit year, (e.g. 2012= 12)

Weapon Systems Used by the US Army

Weapon System	Description	Maximum Effective Range (m)		
		Point	Area	Moving
M16A2/M16A4	Standard Rifle	580	800	200
M4	Standard Rifle	500	600	
M203	Under-barrel Grenade Launcher	150	350	
M249	Squad Automatic Weapon	600	800	
M240B	Automatic Weapon (Crew Served)	800 (tripod)/ 600 (bipod)	1100 (tripod)/ 800 (bipod)	
M136 (AT4)	Anti-Armor Weapon	300		
Mk19	Grenade Launcher	1500	2212	
.50 Caliber MG	Machine Gun	1500	1830	
M14	Standard Rifle	460		
M24	Sniper Rifle	800		
M107	Sniper Rifle	1830		
M67	Hand Grenade	5	15	
M18A1	Claymore	50	250	
60mm	Mortar	3490 (High Explosive Round)		
81mm	Mortar	5935 (High Explosive Round)		
120mm	Mortar	7240		

CHAPTER 3

History and Traditions

Standing Orders Rogers Rangers

1. Don't forget nothing.
2. Have your musket clean as a whistle, hatchet scoured, sixty rounds powder and ball, and be ready to march at a minute's warning.
3. When you're on the march, act the way you would if you was sneaking up on a deer. See the enemy first.
4. Tell the truth about what you see and what you do. There is an army depending on us for correct information. You can lie all you please when you tell other folks about the Rangers, but don't never lie to a Ranger or officer.
5. Don't never take a chance you don't have to.
6. When we're on the march we march single file, far enough apart so one shot can't go through two men.
7. If we strike swamps, or soft ground, we spread out abreast, so it's hard to track us.
8. When we march, we keep moving till dark, so as to give the enemy the least possible chance at us.
9. When we camp, half the party stays awake while the other half sleeps.
10. If we take prisoners, we keep'em separate till we have had time to examine them, so they can't cook up a story between'em.
11. Don't ever march home the same way. Take a different route so you won't be ambushed.
12. No matter whether we travel in big parties or little ones, each party has to keep a scout 20 yards ahead, 20 yards on each flank, and 20 yards in the rear so the main body can't be surprised and wiped out.
13. Every night you'll be told where to meet if surrounded by a superior force.
14. Don't sit down to eat without posting sentries.
15. Don't sleep beyond dawn. Dawn's when the French and Indians attack.
16. Don't cross a river by a regular ford.
17. If somebody's trailing you, make a circle, come back onto your own tracks, and ambush the folks that aim to ambush you.

18. Don't stand up when the enemy's coming against you. Kneel down, lie down, hide behind a tree.

19. Let the enemy come till he's almost close enough to touch, then let him have it and jump out and finish him up with your hatchet.

Rogers Rangers' Rules of Ranging

1. All Rangers are to be subject to the rules and articles of war; to appear at roll-call every evening, on their own parade, equipped, each with a Firelock, sixty rounds of powder and ball, and a hatchet, at which time an officer from each company is to inspect the same, to see they are in order, so as to be ready on any emergency to march at a minute's warning; and before they are dismissed, the necessary guards are to be draughted, and scouts for the next day appointed.

2. Whenever you are ordered out to the enemies forts or frontiers for discoveries, if your number be small, march in a single file, keeping at such a distance from each other as to prevent one shot from killing two men, sending one man, or more, forward, and the like on each side, at the distance of twenty yards from the main body, if the ground you march over will admit of it, to give the signal to the officer of the approach of an enemy, and of their number,

3. If you march over marshes or soft ground, change your position, and march abreast of each other to prevent the enemy from tracking you (as they would do if you marched in a single file) till you get over such ground, and then resume your former order, and march till it is quite dark before you encamp, which do, if possible, on a piece of ground which that may afford your sentries the advantage of seeing or hearing the enemy some considerable distance, keeping one half of your whole party awake alternately through the night.

4. Some time before you come to the place you would reconnoitre, make a stand, and send one or two men in whom you can confide, to look out the best ground for making your observations.

5. If you have the good fortune to take any prisoners, keep them separate, till they are examined, and in your return take a different route from that in which you went out, that you may the better discover any party in your rear, and have an opportunity, if their strength be superior to yours, to alter your course, or disperse, as circumstances may require.

6. If you march in a large body of three or four hundred, with a design to attack the enemy, divide your party into three columns, each headed by a proper officer, and let those columns march in single files, the columns to the right and left keeping at twenty yards distance or more from that of the center, if the ground will admit, and let proper guards be kept in the front and rear, and suitable flanking parties at a due distance as before directed, with orders to halt on all eminences, to take a view of the surrounding ground, to prevent your being ambuscaded, and to notify the approach or retreat of the enemy, that proper dispositions may be made for attacking, defending, And if the enemy approach in your front on level ground, form a front of your three columns or main body with the advanced guard, keeping out your flanking parties, as if you were marching under the command of trusty officers, to prevent the enemy from pressing hard on either of your wings, or surrounding you, which is the usual method of the savages, if their number will admit of it, and be careful likewise to support and strengthen your rear-guard.

7. If you are obliged to receive the enemy's fire, fall, or squat down, till it is over; then rise and discharge at them. If their main body is equal to yours, extend yourselves occasionally; but if superior, be careful to support and strengthen your flanking parties, to make them equal to theirs, that if possible you may repulse them to their main body, in which case push upon them with the greatest resolution with equal force in each flank and in the center, observing to keep at a due distance from each other, and advance from tree to tree, with one half of the party before the other ten or twelve yards. If the enemy push upon you, let your front fire and fall down, and then let your rear advance thro' them and do the like, by which time those who before were in front will be ready to discharge again, and repeat the same alternately, as occasion shall require; by this means you will keep up such a constant fire, that the enemy will not be able easily to break your order, or gain your ground.

8. If you oblige the enemy to retreat, be careful, in your pursuit of them, to keep out your flanking parties, and prevent them from gaining eminences, or rising grounds, in which case they would perhaps be able to rally and repulse you in their turn.

9. If you are obliged to retreat, let the front of your whole party fire and fall back, till the rear hath done the same, making for the best ground you can; by this means you will oblige the enemy to pursue you, if they do it at all, in the face of a constant fire.

10. If the enemy is so superior that you are in danger of being surrounded by them, let the whole body disperse, and every one take a different road to the place of rendezvous appointed for that evening, which must every morning be altered and fixed for the evening ensuing, in order to bring the whole party, or as many of them as possible, together, after any separation that may happen in the day; but if you should happen to be actually surrounded, form yourselves into a square, or if in the woods, a circle is best, and, if possible, make a stand till the darkness of the night favours your escape.

- 11.** If your rear is attacked, the main body and flankers must face about to the right or left, as occasion shall require, and form themselves to oppose the enemy, as before directed; and the same method must be observed, if attacked in either of your flanks, by which means you will always make a rear of one of your flank-guards.
- 12.** If you determine to rally after a retreat, in order to make a fresh stand against the enemy, by all means endeavour to do it on the most rising ground you come at, which will give you greatly the advantage in point of situation, and enable you to repulse superior numbers.
- 13.** In general, when pushed upon by the enemy, reserve your fire till they approach very near, which will then put them into the greatest surprise and consternation, and give you an opportunity of rushing upon them with your hatchets and cutlasses to the better advantage.
- 14.** When you encamp at night, fix your sentries in such a manner as not to be relieved from the main body till morning, profound secrecy and silence being often of the last importance in these cases. Each sentry therefore should consist of six men, two of whom must be constantly alert, and when relieved by their fellows, it should be done without noise; and in case those on duty see or hear any thing, which alarms them, they are not to speak, but one of them is silently to retreat, and acquaint the commanding officer thereof, that proper dispositions may be made; and all occasional sentries should be fixed in like manner.
- 15.** At the first dawn of day, awake your whole detachment; that being the time when the savages choose to fall upon their enemies, you should by all means be in readiness to receive them.
- 16.** If the enemy should be discovered by your detachments in the morning, and their numbers are superior to yours, and a victory doubtful, you should not attack them till the evening, as then they will not know your numbers, and if you are repulsed, your retreat will be favoured by the darkness of the night.
- 17.** Before you leave your encampment, send out small parties to scout round it, to see if there be any appearance or track of an enemy that might have been near you during the night.
- 18.** When you stop for refreshment, choose some spring or rivulet if you can, and dispose your party so as not to be surprised, posting proper guards and sentries at a due distance, and let a small party waylay the path you came in, lest the enemy should be pursuing.
- 19.** If, in your return, you have to cross rivers, avoid the usual fords as much as possible, lest the enemy should have discovered, and be there expecting you.
- 20.** If you have to pass by lakes, keep at some distance from the edge of the water, lest, in case of an ambuscade or an attack from the enemy, when in that situation, your retreat should be cut off.
- 21.** If the enemy pursue your rear, take a circle till you come to your own tracks, and there form an ambush to receive them, and give them the first fire.

22. When you return from a scout, and come near our forts, avoid the usual roads, and avenues thereto, lest the enemy should have headed you, and lay in ambush to receive you, when almost exhausted with fatigues.

23. When you pursue any party that has been near our forts or encampments, follow not directly in their tracks, lest they should be discovered by their rear guards, who, at such a time, would be most alert; but endeavour, by a different route, to head and meet them in some narrow pass, or lay in ambush to receive them when and where they least expect it.

24. If you are to embark in canoes, battoes, or otherwise, by water, choose the evening for the time of your embarkation, as you will then have the whole night before you, to pass undiscovered by any parties of the enemy, on hills, or other places, which command a prospect of the lake or river you are upon.

25. In paddling or rowing, give orders that the boat or canoe next the sternmost, wait for her, and the third for the second, and the fourth for the third, and so on, to prevent separation, and that you may be ready to assist each other on any emergency.

26. Appoint one man in each boat to look out for fires, on the adjacent shores, from the numbers and size of which you may form some judgment of the number that kindled them, and whether you are able to attack them or not.

27. If you find the enemy encamped near the banks of a river or lake, which you imagine they will attempt to cross for their security upon being attacked, leave a detachment of your party on the opposite shore to receive them, while, with the remainder, you surprise them, having them between you and the lake or river.

28. If you cannot satisfy yourself as to the enemy's number and strength, from their fire, conceal your boats at some distance, and ascertain their number by a reconnoitering party, when they embark, or march, in the morning, marking the course they steer, when you may pursue, ambush, and attack them, or let them pass, as prudence shall direct you. In general, however, that you may not be discovered by the enemy upon the lakes and rivers at a great distance, it is safest to lay by, with your boats and party concealed all day, without noise or shew; and to pursue your intended route by night; and whether you go by land or water, give out parole and countersigns, in order to know one another in the dark, and likewise appoint a station every man to repair to, in case of any accident that may separate you.

Principles of Patrolling

- Planning
- Recon
- Security
- Control
- Common Sense

Why We Salute

- **THE SALUTE** is an act of recognition between military personnel. Its origin is the ancient European custom of free men greeting each other by holding up their right hand to show that they had no arms. Prisoners do not salute. They are denied this privilege.
- **THE JUNIOR** salutes first, which is similar to the civilian customs and courtesies shown to elders, women, and persons placed in positions of authority.
- **WHERE AND WHEN** to salute. Salutes are exchanged out of doors, usually at a distance of 6 to 30 paces. The best general rule to follow is to salute at the moment of recognition or eye-to-eye contact is made. At West Point and at USMAPS, cadets are expected to salute officers whether in uniform or in civilian clothes.
- **SALUTING INDOORS**. Normally no one salutes indoors. Exceptions to this rule are: reporting to an inspecting officer, reporting to a visiting officer of rank greater than anyone in the room, reporting when summoned by an officer, and reporting when permission has been granted to speak with an officer.
- **SALUTING THE COLORS**. When passing the colors or when the colors are passing by, the salute is rendered and held from a distance of six paces before to six paces after.
- **WHEN IN DOUBT** as to when and where to salute – “SALUTE”

Famous Quotes

“In war there is no substitute for victory.”

– General Douglas MacArthur

Excerpts from remarks made in the Cadet Mess by President Ronald Reagan to the Corps of Cadets and a national television audience on October 28, 1987:

"For here we train the men and women whose duty it is to defend the Republic--the men and women whose profession is watchfulness-- whose skill is vigilance--whose calling is to guard the peace, but if need be, to fight and win...."

Excerpts from remarks made in Eisenhower Hall Theatre to Corps of Cadets on 15 May 1991 by General H. Norman Schwarzkopf, USMA Class of 1956 and Commander of Operations in Operation Desert Storm:

"The mothers and fathers of America will give you their sons and daughters...with confidence in you that you will not needlessly waste their lives. And you dare not. That's the burden the mantle of leadership places on you. You could be the person who gives the orders that will bring about the deaths of thousands upon thousands of young men and women. It's an awesome responsibility. You cannot fail. You dare not fail."

"...If you leave here with the word DUTY implanted in your mind; if you leave here with the word HONOR carved in your soul; if you leave here with love of COUNTRY stamped on your heart, then you will be twenty-first century leader worthy ... of the great privilege and honor ... of leading ... the sons and daughters of America ..."

"Nations have passed away and left no traces. And History gives the naked cause of it - one single, simple reason in all cases; they fell because their peoples were not fit".

--Rudyard Kipling

"But the bravest are surely those who have the clearest vision of what is before them, glory and danger alike, and notwithstanding go out to meet it."

-- Thucydides, The History of the Peloponnesian War

"A leader is a man who has the ability to get other people to do what they don't want to do and like it."

-- Harry S. Truman

"The art of war is simple enough. Find out where your enemy is. Get at him as soon as you can. Strike at him as hard as you can, and keep moving on."

-- General Ulysses S. Grant -- On the art of war

"If I do my full duty, the rest will take care of itself."

-- General George S. Patton, Jr.

"God grant that men of principle be our principal men."

-- Thomas Jefferson

"In no other profession are the penalties for employing untrained personnel so appalling or so irrevocable as in the military."

-- General Douglas MacArthur

The American Fighting Style

From LTC Ioannis Kiriazis

Over the course of history of our U.S. Army, our organization has embraced an American fighting style which many would attribute to what our predecessors learned from fighting with our against the Native American tribes that were here long before colonists and settlers. This stands true for the Wisconsin, Illinois, and Indiana region where several woodland Indian tribes continued to fight in a style that, decades before, proved effective in combat against the French, British, and Americans themselves. We learned, we observed, and we adopted many of these tactics that still hold true in our light infantry tactics today. American affinity for the raid and ambush were tactics that were inherently Native American.



It is my inherent hope, that each Cadet that passes into the ranks of the Golden Eagle Battalion gains a reverence for this American fighting style and for the fighting prowess of Native American warriors. It is inundated in our light infantry tactics and the vehicle upon which ROTC will test your leadership during your four years of the program and singularly at Advanced Camp.

The American Fighting Style

“The success of their tactics led to American forces adopting their warring style, as seen with Robert Rogers.

Some of the greatest strategists in the history of war have acknowledged the genius of Native Americans. When asked about his plans for fighting in the Pacific in World War II, General George Marshall explained, “Go back to the tactics of the French and Indian days, [...] study their tactics and fit in our modern weapons, and you have a solution.”

Whether they were mounting an attack on open terrain or striking from wooded territory, Native American soldiers tended to rely on small raiding parties and quick hit strategies. More often than not, there was very little loss of life on the side of the attacking force. These attacks often took place just before dawn, with warriors brandishing bows and clubs while rushing the enemy. Rewards were given to the warriors who killed a foe.

Men who were enlisted in European Armies during the French and Indian War had been trained to work as one cohesive unit, much like their Roman ancestors. However, in the Native American tradition, braves fought independently of their fellows.

Chiefs could fill their men in on the ultimate goals of the conflict and a general idea of what to do, but once their men hit the field, it was every warrior for himself. It was those warriors who managed to distinguish themselves on a personal basis who won acclaim among Native American tribes. This ability to think and act independently, while working toward a common goal, confounded the rigid European forces in early conflicts.

When it came to preparing an overall battle strategy, most Native American chiefs focused on preserving the lives of their individual troops. That was the reason for hit-and-run tactics and early morning raids. Even when they’d encountered European troops, Native Americans maintained a focus on the preservation of human life. As a result, later chiefs focused on refining earlier tactics and began using ambushes whenever possible.

What’s more, there was no shame in retreating to fight another day. The only shame for a Native American was in surrender.”

- From Absolutely Brutal (and Smart) Tactics In Native American Warfare; Justin Andress

Wisconsin

There's been conjecture and confusion about where the name "Wisconsin" came from. As with so many state names, the original Native American words and languages from which the names evolved have been lost.

According to the Wisconsin Historical Society, Wisconsin means "river running through a red place" (the red place referring to the red sandstone bluffs of the Wisconsin Dells); they also say the name "is the English spelling of a French version of a Miami Indian name" ("Meskousing" or "Mescousin") for the Wisconsin river (which runs 430 miles through the center of Wisconsin).

Milwaukee

The name "Milwaukee" comes from an Algonquian word "Millioke", meaning "Good", "Beautiful" and "Pleasant Land".

Wisconsin Native American History

Native American presence in Wisconsin dates back thousands of years. The first white settlers arrived in Wisconsin with the English and French fur-traders in 1634.

In 1804, the Sauk and Fox Tribes clashed with the government. This led to the Black Hawk War of 1832. The war was led by Chief Black Hawk and his British Band (Black Hawk had helped the British in the War of 1812). He led an enormous amount of successful raids against the white settlers before he was caught and imprisoned in August of 1832.

In a famous speech, Chief Black Hawk recounts the following tale: "A Native American grandfather was talking to his grandson about how he felt. He said, 'I feel as if I have two wolves fighting in my heart. One wolf is the vengeful, violent one; the other wolf is the loving compassionate one.' The grandson asked him, 'Which wolf will win the fight in your heart?' The grandfather answered, 'The one I feed.'"

Among the original inhabitants of Wisconsin are the Menominee, Ojibwe (Chippewa), Potawatomi, and Ho-Chunk (Winnebago). Through the American government, the largest of the group, the Menominee, was forced to sell away a large majority of their land in the later 1800s. Today, they are all federally recognized tribes.

Local Tribe Heritage: Potawatomi



The Potawatomi have lived in the Great Lakes region for at least four centuries. Oral traditions of the Potawatomi, Ojibwe, and Ottawa assert that at one time all three tribes were one people who lived at the Straits of Mackinac. From there, they split off into three separate groups, and the Potawatomi were "Keepers of the Sacred Fire." In 1634 the Potawatomi lived in Michigan, and then in the 1640s and 1650s the Iroquois began to raid Indian tribes throughout the Great Lakes region to monopolize the regional fur trade. The Potawatomi were forced westward by the Iroquois onslaught and by 1665, the tribe relocated on the Door County Peninsula in Wisconsin. When the Iroquois threat receded after 1700, the Potawatomi moved south along the western shore of Lake Michigan and back into the Michigan itself. By 1800, their tribal estate included northern Illinois, southeastern Wisconsin, northern Indiana, southern Michigan, and northwestern Ohio. The Tribe was allied with the French through conflicts up until 1763. The roughly 15,000 acres in Forest County constitute the Wisconsin Potawatomis' reservation today.

Local Tribe Heritage: Ho-chunk



In 1634, when the French explorer Jean Nicolet waded ashore at Red Banks, people of the Ho-Chunk Nation welcomed him. For some 360 years, this nation was labeled as the Winnebago Tribe by the French. In 1994, the proper name of the nation was reverting to the Ho-Chunk (People of the Big Voice) which they have always called themselves. Their territory extended from Green Bay, beyond Lake Winnebago to the Wisconsin River and to the Rock River in Illinois, tribal territory was by the Treaty of 1825, 8.5 million acres. While most people think of Native Americans as hunters or gatherers, the Ho-Chunk people were also farmers. For example, their history tells of corn fields south of Wisconsin Dells, "that were as large as the distance covered when you shoot an arrow three times." They appreciated the bounty of the land we now call Wisconsin. In the last 170 years they faced tremendous hardship and overcame long odds to live here. They have been relocated dozens of times to many different states across the country. The Wisconsin Ho-Chunk people do not have a reservation in Wisconsin, and all their tribal lands are lands they once owned, but have had to repurchase.

Local Tribe Heritage: Menominee



The Menominee Indian Tribe has occupied Wisconsin and parts of Illinois and Michigan for 10,000 years. At the start of the Treaty Era in the early 1800's, the Menominee occupied a land base estimated at 10 million acres; today the tribe owns only 235,000 acres. In the 1950's Congress removed federal recognition of The Tribe with the Menominee Termination Act, which was only later re-established in 1973 during the grassroots movement when many Indian tribes regained recognition by the government. The Menominee Indian Reservation is located 45 miles northwest of Green Bay, Wisconsin, in the Village of Keshena. The Reservation shares nearly coterminous geopolitical boundaries with Menominee County, is situated on the ancestral homelands of its 8,551 tribal members, and includes 5 main communities: Keshena, Neopit, Middle Village, Zoar, and South Branch. The Reservation is comprised of 235,523 acres, or approximately 357.96 square miles, and includes over 407 miles of improved and unimproved roads, 187 rivers and streams, and 53 lakes. The Reservation is located in the 8th Congressional District for the State of Wisconsin.

Local Tribe Heritage: Oneida



The Oneidas were one of the original Five Nations of the Iroquois Confederacy that dates back to the 1500s. The Iroquois held millions of acres of land in what is now the State of New York, which entered statehood in 1776. During the Revolutionary War, the Oneida and the Tuscarora supported the colonies and served in General George Washington's army. For this service, their lands were to be protected forever. The 1784 Treaty of Fort Stanwix was the first treaty between the Oneida and United States that established peace between the Iroquois Confederacy and the colonial states. Between 1785 and 1820, all but 32 acres of Oneida homeland had been bought or taken from the tribe by the State of New York. During the 1820s, Oneidas relocated to what would become the State of Wisconsin to establish new homelands. The Oneidas purchased 5 million acres of land from the Winnebago and Menominee Tribes for the purpose of preserving sovereignty as a self-governing nation. This band of Oneidas became recognized as the Oneida Tribe of Indians of Wisconsin. The present-day Oneida Reservation was established in 1838 and is located in northeast Wisconsin and comprises 65,430 acres.

Local Tribe Heritage: Ojibwe (Chippewa)

The Ojibwe constitute the largest Indian group north of Mexico. The Ojibwe people stretch from present-day Ontario all the way into Montana. Oral traditions of the Ojibwe, Ottawa, and Potawatomi assert that at one time all three tribes were one people who lived at the Straits of Mackinac. The Ojibwe call themselves "Anishinaabeg," which means the "Original People." Other Indians and Europeans called them, "Ojibwe," or "Chippewa," which meant "puckered up," probably because the Ojibwe traditionally wore moccasins with a puckered seam across the top. In 1745, the Ojibwe began moving inland into Wisconsin, first inhabiting Lac Courte Oreilles and later Lac du Flambeau. The Ojibwe sided with the French for many years, and were particularly active during the French and Indian War. The tribe became allies of the British after the war. The 1854 treaty created four of the modern-day Ojibwe reservations in Wisconsin: Bad River, Red Cliff, Lac du Flambeau, and Lac Courte Oreilles. The Wisconsin Ojibwes' greatest victory in reclaiming their treaty-reserved rights came in 1983 when the Ojibwe were given back their right to hunt and fish on the lands they had ceded to the United States.

General Douglas MacArthur in Milwaukee



General MacArthur considered Milwaukee his ancestral home. His grandfather, Arthur MacArthur, Sr., was a prominent Milwaukee attorney and later a circuit court and federal court judge. His father, Arthur MacArthur, Jr., was a decorated hero of the Civil War with the 24th Wisconsin Volunteer Infantry Regiment recruited from Milwaukee.



Fifteen years after his death in 1964, Milwaukee honored him by hosting the first MacArthur Memorial Week. To commemorate the 50th Anniversary of his death and the 35th Anniversary of the dedication of a statue honoring his service in MacArthur Square, Milwaukee once again honored the General with a second MacArthur Memorial Week from June 3 - 7, 2014.

Lieutenant General Arthur MacArthur, Jr.



Born in Chicopee Falls, then part of Springfield, Massachusetts, MacArthur was the father of General Douglas MacArthur, as well as Arthur MacArthur III, a captain in the Navy who was awarded the Navy Cross in World War I. His own father, Arthur MacArthur Sr., was the fourth governor of Wisconsin (albeit for only four days) and a judge in Milwaukee.

In addition to their both being promoted to the rank of general officer, Arthur MacArthur Jr. and Douglas MacArthur also share the distinction of having been the first father and son to each be awarded a Medal of Honor.

On September 5, 1912, he went to Milwaukee to address a reunion of his Civil War unit. While on the dais, he suffered a heart attack and died there, aged 67. He was originally buried in Milwaukee on Monday, September 7, 1912, but was moved to Section 2 of Arlington National Cemetery in 1926.

“On Wisconsin”



In Mike Thorson's painting, "On Wisconsin," Arthur MacArthur leads the 24th Wisconsin up Missionary Ridge

At the outbreak of the Civil War, Arthur MacArthur Jr. was living in Wisconsin. On August 4, 1862, at the age of 17, he was commissioned as a first lieutenant and appointed as adjutant of the 24th Wisconsin Volunteer Infantry Regiment. By the end of the war, MacArthur had risen to second in command of the regiment with the rank of colonel at the age of only 19. On September 5, 1912 Lieutenant General Arthur MacArthur died while addressing his old unit. The original 24th Wisconsin Infantry United States flag was then draped over the former commanding officer and thus the tradition of burial flags was born.

The Battle of Missionary Ridge was fought on November 25, 1863, as part of the Chattanooga Campaign of the American Civil War. Following the Union victory in the Battle of Lookout Mountain on November 24, Union forces in the Military Division of the Mississippi under Maj. Gen. Ulysses S. Grant assaulted Missionary Ridge and defeated the Confederate Army of Tennessee, commanded by Gen. Braxton Bragg, forcing it to retreat to Georgia.

MacArthur also coined the Wisconsin state slogan when He cried "On Wisconsin" as he led his men up Missionary Ridge during the battle, a feat for which he would later receive the Medal of Honor.

HISTORY OF THE MILITARY CHALLENGE COIN

A challenge coin is a small coin or medallion (usually military), bearing an organization's insignia or emblem and carried by the organization's members. Traditionally, they are given to prove membership when challenged and to enhance morale. In addition, they are also collected by service members. In practice, challenge coins are normally presented by unit commanders in recognition of special achievement by a member of the unit. They are also exchanged in recognition of visits to an organization.

According to the most common story, challenge coins originated during World War I. Before the entry of the United States into the war in 1917, American volunteers from all parts of the country filled the newly formed flying squadrons. Some were wealthy scions attending colleges such as Yale and Harvard who quit in mid-term to join the war.

In one squadron, a wealthy lieutenant ordered medallions struck in solid bronze and presented them to his unit. One young pilot placed the medallion in a small leather pouch that he wore about his neck. Shortly after acquiring the medallion, the pilot's aircraft was severely damaged by ground fire. He was forced to land behind enemy lines and was immediately captured by a German patrol. [8] In order to discourage his escape, the Germans took all of his personal identification except for the small leather pouch around his neck. In the meantime, he was taken to a small French town near the front. Taking advantage of a bombardment that night, he escaped. However, he was without personal identification. He succeeded in avoiding German patrols by donning civilian attire and reached the front lines. With great difficulty, he crossed no-man's land. Eventually, he stumbled onto a French outpost. Saboteurs had plagued the French in the sector. They sometimes masqueraded as civilians and wore civilian clothes. Not recognizing the young pilot's American accent, the French thought him to be a saboteur and made ready to execute him. He had no identification to prove his allegiance, but he did have his leather pouch containing the medallion. He showed the medallion to his would-be executioners and one of his French captors recognized the squadron insignia on the medallion. They delayed his execution long enough for him to confirm his identity. Instead of shooting him they gave him a bottle of wine.

Back at his squadron, it became tradition to ensure that all members carried their medallion or coin at all times. This was accomplished through challenge in the following manner: a challenger would ask to see the medallion, if the challenged could not produce a medallion, they were required to buy a drink of choice for the member who challenged them. If the challenged member produced a medallion, then the challenging member was required to pay for the drink. This tradition continued throughout the war and for many years after the war while surviving members of the squadron were still alive.

CHAPTER 4

Golden Eagle Battalion Knowledge

Golden Eagle Battalion Mission Statement:



















“The Golden Eagle Senior ROTC Battalion recruits, educates, develops, and inspires Senior ROTC Cadets in the Milwaukee Metro area of operations to become quality LEADERS and LIEUTENANTS with strong moral and ethical character and committed to service as commissioned Officers for our Total Army Force.”

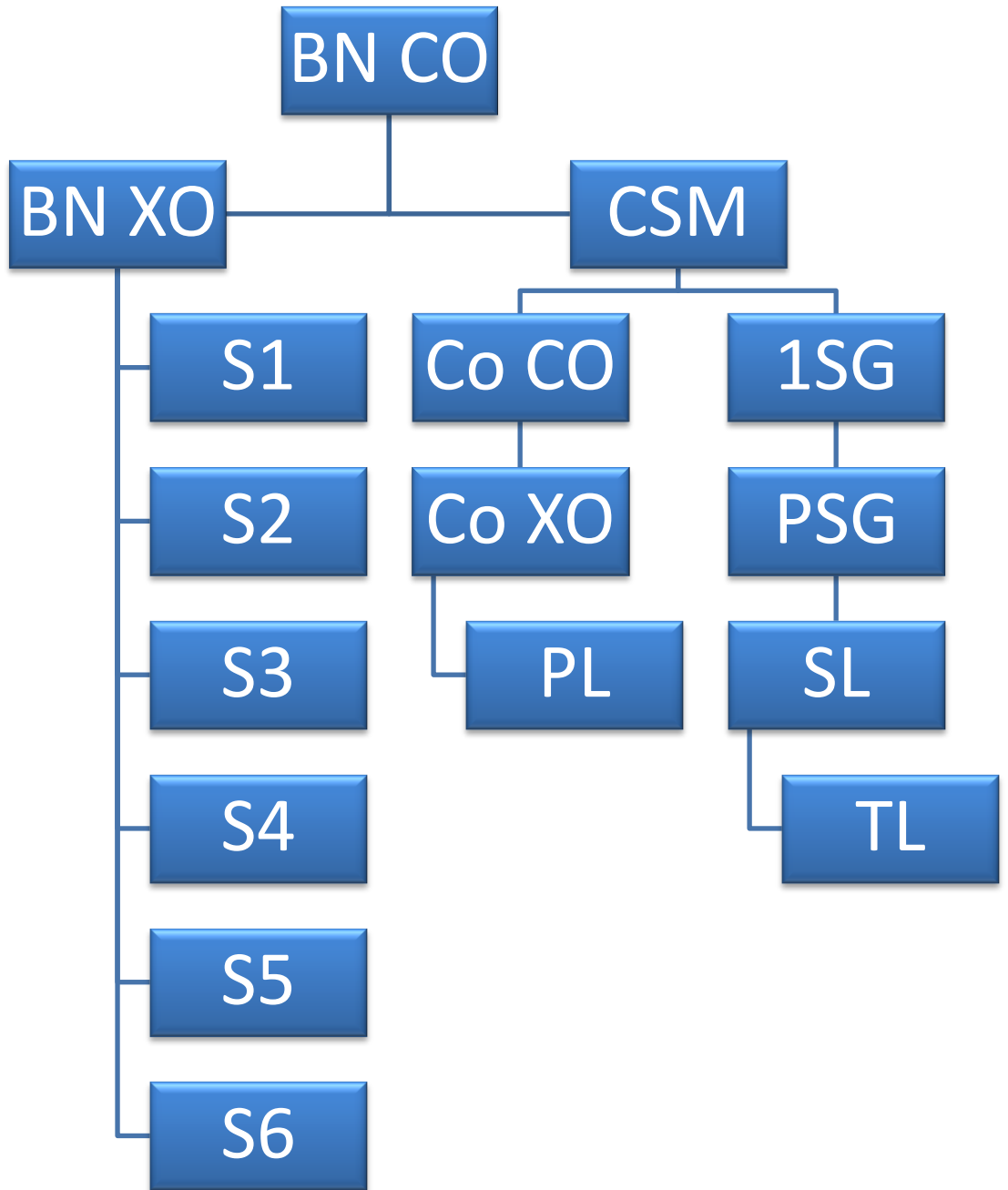
Brief History of the Golden Eagle Battalion

- 1819:** Norwich University is founded, widely recognized as the beginning of ROTC
- 1881:** August 28th, Marquette University is founded.
- 1881:** Concordia College is founded
- 1885:** UW-Milwaukee is founded.
- 1903:** MSOE is founded.
- 1918:** October, Student Army Training Corps (SATC) is founded on Marquette's Campus.
- End of WWI:** SATC disbanded.
- 1922:** Marquette Old Gymnasium is built.
- 1943:** An ROTC Program is established at UW-Milwaukee.
- 1951:** September, Army Corps of Engineers starts an ROTC Program at Marquette.
- 1951:** GEN Douglas MacArthur visits Marquette University.
- 1954:** East Wing of the Marquette Old Gym is added for the Army ROTC Program.
- 1956:** June 4th, The Marquette University ROTC shoulder sleeve insignia is authorized.
- 1960:** Army ROTC at Marquette changed to General Military Science.
- 1963:** September 9th, The Marquette University ROTC crest is authorized.
- 1965:** COL Edward Dey becomes Professor of Military Science.
- 1965:** UW-Parkside is founded.
- 1973:** The first woman is admitted to the Marquette ROTC Program.

Cadet Rank Structure

Cadet Private		Cadet Sergeant First Class	
Cadet Private First Class		Cadet Master Sergeant	
Cadet Corporal		Cadet First Sergeant	
Cadet Sergeant		Cadet Sergeant Major	
Cadet Staff Sergeant		Cadet Command Sergeant Major	
Cadet Second Lieutenant		Cadet Major	
Cadet First Lieutenant		Cadet Lieutenant Colonel	
Cadet Captain		Cadet Colonel	

Golden Eagle Battalion Command Structure



Roles and Responsibilities

Battalion Commander (BN CO):

Leads by personal example and responsible for everything the battalion does or fails to do. Principle duties include the key areas of tactical employment, training, administration, personnel management, maintenance, force protection, and sustainment of the company. Ensures the flow of information from the battalion level to the company level. Is the highest ranking Cadet in the Golden Eagle Battalion.

Battalion Executive Officer (BN XO):

Second in command of a company. Primary role is to assist the commander in mission planning and accomplishment. Assumes command of the company as required and ensures that tactical reports from platoons are forwarded to battalion level. Along with the CSM, plans and supervises the company's sustainment operations; ensures that pre-combat inspections are complete. Plans and coordinates logistical support with agencies external to the company while the CSM does the same internally. Prepares, or aids in preparing, paragraph four of the battalion operation order (OPORD). Assist the company commander in planning the mission. Coordinate with higher headquarters, adjacent and supporting units. Coordinates with all the S-Shop Heads to ensure battalion operations are planned and prepared.

Command Sergeant Major (CSM):

Leads by personal example and is responsible for everything the battalion does or fails to do. The senior noncommissioned officer (NCO) and normally the most experienced Cadet in the battalion. CSM is the commander's primary tactical advisor and expert on individual and NCO skills. Helps the commander plan, coordinate, and supervise all activities that support the unit mission.

S1 (Personnel Officer):

Coordinates all personnel within the battalion. Is responsible for maintaining accountability and supervision of all Cadets. Is the key liaison for all requests going to the battalion level.

S2 (Intelligence Officer):

Is the battalion's key source of information. Tracks weather, crime, and any other incoming information for the battalion. Responsible for keeping the BN XO up to date and informed.

S3 (Operations Officer):

Coordinates all operations within the battalion. Is the key liaison between the battalion and company levels when it comes to performing any kind of training event. Coordinates with the heads of all ROTC cadet organizations in order to promote the betterment of cadets in the battalion.

S4 (Logistics Officer):

Manages all equipment and finances for the battalion. Coordinates with Cadre to get new equipment, maintain current equipment, and discard old or damaged equipment. Coordinates with the Cadre to ensure that battalion activities are financed and that there is a steady income to the battalion.

S5 (Information Operations Officer):

Coordinates with all civilian personnel. Responsible for the battalion's community outreach program. Ensures that any civilian personnel (University personnel, FAN Club, and other civilian organization heads) are properly informed on battalion activities. Is the commander's expert on points of contact within the community.

S6 (Communications Officer):

Responsible for all battalion public affairs. Responsible for ensuring a GEB presence on social media and on the respective campuses. Ensures that the GEB brand continues to grow, and is responsible for maintaining a good public image for the GEB and ROTC.

Company Commander (Co CO):

Leads by personal example and responsible for everything the company does or fails to do. Principle duties include the key areas of tactical employment, training, administration, personnel management, maintenance, force protection, and sustainment of the company. Ensures the flow of information from the battalion level to the platoon level.

Company Executive Officer (Co XO):

Second in command of a company. Primary role is to assist the commander in mission planning and accomplishment. Assumes command of the company as required and ensures that tactical reports from platoons are forwarded to battalion level. Along with the 1SG, plans and supervises the company's sustainment operations; ensures that pre-combat inspections are complete. Plans and coordinates logistical support with agencies external to the company while the 1SG does the same internally. Prepares, or aids in preparing, paragraph four of the company operation order (OPORD). Assist the company commander in planning the mission. Coordinate with higher headquarters, adjacent and supporting units. May assume control of a platoon attached to the company during movement.

Company First Sergeant (1SG):

Leads by personal example and is responsible for everything the company does or fails to do. The senior noncommissioned officer (NCO) and normally the most experienced Cadet in the company. 1SG is the commander's primary tactical advisor and expert on individual and NCO skills. Helps the commander plan, coordinate, and supervise all activities that support the unit mission. Also is battalion's Master of Fitness and expert of PRT and APFT Standards.

Platoon Leader (PL):

The platoon leader leads his Cadets by personal example and is responsible for all the platoon does or fails to do, having complete authority over his subordinates. This centralized authority enables him to maintain unit discipline, unity, and to act decisively. He must be prepared to exercise initiative within his company commander's intent and without specific guidance for every situation. The platoon leader knows his Cadets and how to employ the platoon. Relying on the expertise of the platoon sergeant, the platoon leader regularly consults with him on all platoon matters.

Platoon Sergeant (PSG):

The platoon sergeant is the platoon's most experienced NCO and second-in-charge, accountable to the platoon leader for leadership, discipline, training, and welfare of the platoon's Cadets. He sets the example in everything. He assists the platoon leader by upholding standards and platoon discipline. His expertise includes tactical maneuver, employment of weapons and systems, sustainment, administration, security, accountability, protection warfighting functions, and Cadet care. As the second-in charge, the platoon sergeant assumes no formal duties except those prescribed by the platoon leader.

Squad Leader (SL):

The squad leader directs team leaders and leads by personal example. He has authority over his subordinates and overall responsibility of those subordinates' actions. Centralized authority enables him to act decisively while maintaining troop discipline and unity. Under the fluid conditions of close combat, the squad leader accomplishes assigned missions without constant guidance from higher headquarters. The squad leader is the senior Cadet in the squad and is responsible for everything the squad does or fails to do. He is responsible for the care of the squad's Cadets and equipment, and leads the squad through two team leaders.

Team Leader (TL):

The team leader leads his team members by personal example and has authority over his subordinates and overall responsibility of their actions. Centralized authority enables him to maintain troop discipline and unity and to act decisively. Under the fluid conditions of close combat, he accomplishes assigned missions using initiative without needing constant guidance from higher headquarters. The team leader's position on the battlefield requires immediacy and accuracy in all of his actions and is a fighting leader who leads by example. He is responsible for all his team does or fails to do, and is responsible for caring of the team's Cadets and equipment.

Golden Eagle Battalion Wall of Honor

“Remember Our Heroes”

CPT George Steinberg



- KIA: 11 APR 1966, South Vietnam
- C CO, 2nd BN, 16th Inf., 1st ID, USARV
- Awards: Distinguished Service Cross, Purple Heart
- George Charles Steinberg was born on November 5th 1941. He lived in Milwaukee, Wisconsin and graduated from the University of Wisconsin, Milwaukee in 1963. George served in the Vietnam War, and had reached the rank of First Lieutenant and was serving as an Infantry officer on a patrol in the Phuoc Tuy Province of South Vietnam when he made the ultimate sacrifice on April 11th of 1966. After his death, he was promoted posthumously to the rank of Captain and received the Distinguished Service Cross award for his actions on the day he died.

CPT James E. Wenzel



- KIA: 30 AUG 1963, South Vietnam
- 118 AHC, 145th AVN BN, USAR Support Group, MAAGV
- Awards: Distinguished Flying Cross, Purple Heart, Air Medal
- James Edward Wenzel was born on June 12th of 1931. He lived in East Chicago, Indiana and graduated from Marquette University in 1954 with a Bachelor of Arts degree. James served in the Vietnam war, and had reached the rank of Captain as an aviation officer and was serving as a rotary wing unit commander when his CH-21 Shawnee was shot down on a combat assault mission while passing over the Iron Triangle, 20 miles Northwest of Saigon in the Tay Ninh Province of South Vietnam. He and his aircraft commander suffered fatal injuries from the crash and lost their lives on that day, August 30th of 1963.

CPT Neil G. Reuter



- KIA: 05 JUL 1966, South Vietnam
- A CO, 502nd AVN BN, 12th AVN Group, 1st AVN BDE, USARV
- Awards: Silver Star, Bronze Star, Air Medal (8 Oak Leaf Clusters), Purple Heart
- Neil George Reuter was born on October 3rd of 1937. He lived in Milwaukee, Wisconsin and attended the Marmion Military Academy in Aurora, Illinois for his high school education. He later attended and graduated from Marquette University in 1959 with a Bachelor of Science degree. Neil was the Cadet Commander of the ROTC unit his senior year at Marquette. Neil served in the Vietnam War, and had reached the rank of Captain serving as an aviation officer when he and his helicopter crew were hit by a rocket while attempting to land in an LZ in South Vietnam. CPT George's door gunner died on impact, and he and the rest of his crew were killed by enemy fire after exiting their downed aircraft on July 5th of 1966.

1LT Richard H. Fox



- KIA: 18 FEB 1968, South Vietnam
- D CO, 1st BN, 506th INF RGT, 101st BN DIV
- Awards: Silver Star, Purple Heart
- Richard Herbert Fox was born on December 5th of 1945. He lived in Atlanta, Georgia and attended and graduated from Marquette University in 1967 with a Bachelor of Arts degree. Richard was the Cadet Commander of the ROTC unit at Marquette his senior year of college. Richard commissioned and attended the Infantry Officer Basic Course, Ranger school, and Airborne school before being deployed to Vietnam with the 101st Infantry Division. Richard had reached the rank of 2LT serving as an infantry platoon leader in the Phuoc Long Province of South Vietnam when he was killed leading his platoon on a combat patrol during a post-Tet mop-up operation on February 18th of 1968. Richard was promoted posthumously to the rank of 1LT.

COL Gerald E. Clark, Jr.



- Died: 1989, Operation Just Cause, Panama
- Awards: Defense Superior Service Medal (1 Oak Leaf Cluster), Purple Heart, Air Medal (33 Oak Leaf Clusters)
- Gerald Edmund Clark, Jr. was born on July 27th of 1942 in San Juan, Puerto Rico. He later lived in Milwaukee, Wisconsin and attended and graduated from Marquette University with a Bachelor of Arts degree in Political Science with minors in Spanish and Military Science in 1966. Gerald was the Cadet Commander of the ROTC unit his senior year of college. Gerald was stationed in Panama and had reached the rank of Colonel and been appointed the position of the Military Advisor to the Assistant Secretary of State for Latin American Affairs. On February 26th of 1989, Colonel Clark was involved in a non-hostile incident and lost his life just months before the US invasion of Panama.

Distinguished Golden Eagle Battalion Cadre

COL Edward Dey



He was born Dec 28, 1917, in Sedalia, a son of Ambrose J Sr. and Lily Belle Stout Dey. On Feb 1, 1941 in Hampton, SC, he was married to Dorothy Rhodes. Col Dey was raised and educated in Sedalia. He graduated from Smith-Cotton High School. He received a master of arts degree in history from Marquette University in Wisconsin. He was a member of Sacred Heart Church, Veterans of Foreign Wars Post 2591 and an American Legion post in Sedalia. He was a highly decorated veteran of military service. He served in the Army from Sep 10, 1942 to May 31, 1973. He rose in the ranks from private to colonel. He was awarded the Silver Star for gallantry in action against an armed enemy of the United States while serving with allied foreign forces during World War II. He participated in the Allied Forces D-Day Normandy Invasion (Operation Overlord) on Jun 6, 1944. His final assignment was as a professor of military science from 1965 to 1973 at Marquette University in Milwaukee, WI. He retired to Sedalia, where he was a Missouri veterans' service officer from 1975 to 1985 Col Edward H Dey, of Sedalia, died Nov 7, 2002, at Four Seasons Living Center; located at 2800 Highway TT, Sedalia, MO 65301.

CSM William James Bunting



William S Bunting in WWII

Born in 1913 from Springfield, IL, William J. Bunting joined the Army in 1931. He was part of the Army Engineer Corps and served with distinction in World War II and the Korean War. He rose from the rank of Private to Staff Sergeant, and then after receiving a commission all the way to the rank of Major before giving up his commission to re-enlist as a Master Sergeant. From there he worked his way up to Command Sergeant Major. Some of his notable commands were Commander of Charlie Company, 299th Combat Engineer Battalion during WWII and Commander of the 839th Engineer Aviation Battalion during the Korean War. He served as the Senior Military Instructor at Marquette University from 1965 to 1971. After leaving Marquette, he took on the role of one of the senior CSMs at 5th Army, commanding Army Reserve units. CSM Bunting was married to Mary Stuart Bunting and their son, LTC Michael Stuart Bunting, was an alumnus of the Marquette Army ROTC program. He graduated with the Class of 1973. On November 9th, 2012, former PMS LTC Michael Gibson dedicated the Marquette Army ROTC gymnasium to CSM William Bunting; LTC Michael Bunting and family were in attendance. LTC Michael Bunting passed away on November 30th, 2015 in Murrayville, GA at the age of 63.

Distinguished Service Cross Awardees of the Golden Eagle Battalion

CPT George C. Steinberg



George C. Steinberg was posthumously awarded the Distinguished Service Cross for his actions on April 11th of 1966. Then First Lieutenant Steinberg was the Platoon leader of 4th Platoon, Charlie Company, 2nd Battalion, 16th Infantry, 1st Infantry Division on a search and destroy mission in the Phuoc Tuy Province of South Vietnam when his Company was encircled by a Viet Cong battalion. Steinberg and his Platoon were ordered to breach the encirclement, and in the initial break-out LT Steinberg had his arm shattered by mortar or machine gun fire. Steinberg reclaimed a fallen soldier's weapon in the face of enemy fire, and then proceeded to lead his Platoon to defend their position. After multiple actions of gallantry, LT Steinberg eventually fell to enemy fire disrupting the main effort of the Viet Cong advance on his Company by charging straight into the oncoming force, tossing riot control grenades into their midst.

Colonel Mark E. Mitchell



Mark E. Mitchell was the first member of the US Army to be awarded the Distinguished Service Cross during the war in Afghanistan. Then Major Mitchell was serving at the time in the HQ detachment, 3rd BN, 5th Special Forces Group. Mitchell received the award for personally ensuring the freedom of one American and the retrieval of the body of another American during a rescue operation while under fire during the battle of Qala-l-Jang Fortress in the city of Mazar-e-Sharif, Afghanistan. The battle lasted from the 25th through the 28th of November of 2001, and his efforts and personal sacrifice resulted in the success of the rescue operation and also prevented the city of Mazar-e-Sharif from falling back into the control of the Taliban.

Battalion Crest






















This crest of the Army ROTC Battalion at Marquette University was authorized 9 September 1963. Our Battalion crest represents the heritage of Marquette University, our host institution. The upper portion is a scene that is taken from a United States postage stamp of the Trans-Mississippi issue of 1898. It bears the label, “Marquette on the Mississippi.” Father Marquette is portrayed half turning to speak to a group of Indians while he points in the great river whose course he followed and explored. The canoe sits atop a wreath of two colors, gold and blue, representing the colors of the University. The design of the middle portion of the crest comes from the coat of arms of the noble Spanish family of Lily. A member of this family is Ignatius Lily, responsible for founding the Society of Jesus who in turn founded Marquette University. The two wolves represent the generosity of the house. It was said that the followers of the family were so well maintained that even the wolves found a feast within the kettle after the soldiers had eaten. The motto “Citoyen Patriote” means Citizen Patriot and represents our role as cadets and our commitment to serve our country as civilian soldiers.

The Cadet Command (ROTC) Patch



The Cadet Command Shield symbolizes the Army mission of National Defense and is divided into quarters representing the four traditional Military Science Courses comprising the Senior ROTC curriculum. The Sword signifies courage, gallantry, and self – sacrifice intrinsic to the profession of arms. The Lamp denotes the pursuit of knowledge, higher learning and the partnership of Army ROTC with American colleges and universities. The Greek Helmet is symbolic of the ancient civilization concept of the Warrior Scholar. The motto “Leadership Excellence” expresses the ultimate responsibility of Army ROTC in the discharge of its moral responsibility to the Nation.

Cadet Awards and Ribbons

-  Advanced Camp Graduate
-  BDE Ranger Challenge Winner
-  Task Force Ranger Challenge Winner
-  Ranger Challenge Team Member
-  Drill Team Member
-  Color Guard Member
-  Basic Camp Graduate
-  Dean's List (3.5 GPA and above)
-  Cadet Honors (3.2 to 3.49 GPA)
-  Cadet Scholar (2.9 to 3.19 GPA)
-  Most Improved GPA
-  ROTC Honors (4.0 ROTC GPA)
-  Platinum Medal (300+ APFT Score)
-  Gold Medal (299 to 290 APFT Score)
-  Silver Medal (289 to 280 APFT Score)
-  Bronze Medal (279 to 270 APFT Score)
-  Most Improved APFT Score
-  ROTC Recruiting Badge
-  Volunteer Badge

Golden Eagle Battalion Terminology

- **“Flick” (FLC):** Fight-Load Carrier, a tactical vest to assist soldiers during tactical operations.
- **Advanced Camp:** The mandatory four week long training event for MSIII cadets where they will be graded on their leadership abilities.
- **ASAP:** As soon as possible.
- **Basic Camp:** The optional four week long training event for cadets of any MS level where they will develop their leadership abilities.
- **BC:** Battalion Commander, cadet in charge of the GEB.
- **CAC:** Common Access Card, a military ID that is used for official Army purposes.
- **Cadet Choir:** The GEB organization that performs musical events on behalf of the GEB.
- **Cadet Rangers (CR):** A cadet run program meant to prepare younger cadets for training at Lab.
- **Cadre:** Army personnel tasked with training ROTC cadets.
- **Civies:** Civilian clothes.
- **Cleaning Detail:** A task assigned to a particular squad every week. That squad will be tasked with cleaning some part of the Unit.
- **CO:** Commanding Officer, the Army officer in charge of running the GEB.
- **Color Guard:** The GEB organization that performs official ceremonies on behalf of the GEB and mentors younger cadets in more advanced drill and ceremony training.
- **Flag Detail:** A task assigned to a particular squad every week. That squad will perform the raising and lowering of the National Ensign in accordance with Army procedures on Monday and Friday.
- **Floor:** A period of about 6 weeks, after which, Company leadership will change.
- **FRAGO (FRAGORD):** A fragmentary order. Any change to a published operations order.
- **GEB Service Committee:** The GEB organization that performs community service and community outreach events.
- **GEB:** Golden Eagle Battalion
- **Hank Aaron Trail:** The public trail that wraps around Valley Fields that is the primary location for the GEB’s Army Physical Fitness Test.
- **Hooah:** US Army war-cry.
- **Lab:** A training period on Friday mornings where cadets learn Army knowledge.
- **Marquette Mile:** A lap around the academic portion of Marquette’s campus that equals 1 mile.
- **Miller Park Route:** The long-distance run route which travels from the Unit to Miller Park.
- **MS Level:** Military Science Level. An MSI is a freshman, an MSII is a sophomore, an MSIII is a junior, and an MSIV is a senior cadet.

- **NCOIC:** Non-Commissioned Officer in Charge.
- **OIC:** Officer in Charge.
- **OPORD:** An operation order. A plan format meant to assist subordinate units with the conduct of military operations.
- **Petit Center:** An Olympic training center that the GEB uses for winter APFTs when the weather in Milwaukee is too detrimental to do PRT outside.
- **PRT (PT):** Physical Readiness training, workouts held tri-weekly in the GEB.
- **Ranger Buddy Competition:** A competition that pits ROTC cadets from different schools in buddy teams against each other in physical and skill-based challenges.
- **Ranger Challenge (RC):** “ROTC’s Varsity Sport”. A team challenge that pits ROTC cadets from different schools in nine and five person teams against each other in physical and skill-based challenges.
- **Rubber Duckies:** Blue practice rifles used for ROTC tactical training to simulate a real weapon.
- **Ruck:** A large backpack that can hold a large amount of equipment or weight.
- **Rucking:** The physical training of hiking with a ruck of a certain weight for a determined or undetermined distance. All cadets must complete a 12 mile ruck at Advanced Camp.
- **SITREP:** Situation report. A summary of the current situation and the element’s performance.
- **Staff Call:** A meeting held weekly by the MSIV cadets and the cadre to plan and update battalion operations.
- **The 4-Bridges Route:** A run/ruck route that the GEB uses for PRT. It runs over four bridges near Marquette, the Domes, and Valley Fields.
- **The Domes Route:** A ruck/run route that travels to the Mitchell Park Conservatory (The Domes). The park includes a steep hill that the GEB utilizes for PRT.
- **The Harley Davidson Route:** A run/ruck route that the GEB uses for PRT. It loops around the Harley Davidson Museum.
- **The Office (UWM):** The ROTC headquarters at UW-Milwaukee.
- **The Unit:** Marquette Old Gym
- **UWM-er:** A cadet from UW-Milwaukee.
- **Valley Fields:** A sports complex owned by Marquette that is one of the GEB’s primary PRT locations.
- **Valor:** A Tri-ROTC faith-based organization that seeks to develop cadets of all branches in their spiritual faith.
- **WARNO (WARNORD):** A warning order. A set of basic information designed to get troops enough knowledge to initiate movement.

Alma Maters of the Golden Eagle Battalion*

Marquette:

Hail Alma Mater,
Thee We Do Call.
We're Here To Greet Thee,
Dearest Friend To All.
We're Here To Show Thee
Our Love Is Strong
Hail Alma Mater!
Marquette, Hear Our Song!

UW-Milwaukee:

To thee, we give allegiance,
To you, UWM.
To thee we sing our praises,
as we gather here again.

Alma Mater, hail to thee
Our university.
Our loyalty to Black and Gold
We remember from days of old.

To thee, we give allegiance
To you, UWM
To thee we turn our hearts and voices
UWM

(Repeat)

To thee we turn our hearts and voices
UWM

***Note: MSOE has no recorded alma mater.**

UW-Parkside:

There is hope sprung up on the prairie
for we take in hand the world's plow.

We who are Parkside's
sons and daughters,
we are ready to go forth now.

We lingered where trees
and prairie grass,
made companion of solid bricks and glass

We marched through halls
of time and space,
to understand the human race.

We grew under Parkside,
our great teacher to know the past,
t' imagine the future.

Our years are the hope sprung
up up-on the prairie,
and we take in hand the world's plow.

We who are Parkside's sons and daughters
We are ready to go forth now.

Concordia:

We'll cheer for you Concordia
We'll fly your banners to the sky...

We'll give you all the help we can
So let's get out there now and try! U-Rah!

We'll be so proud in victory
The winning score will be our aim...

So Fight! Fight! Fight! Concordia!
Concordia win this game!

Advice from MSIVs

“As an MSI, listen. As an MSII, speak up. As an MSIII, lead. As an MSIV, mentor.”

– CDT Jeremy Cluth

“Stay positive and don’t let small setbacks get to you. Make sure you keep a positive attitude and work hard, but have fun too!” – CDT Isabelle Lyons

“Study and invest your time in understanding more about the Army than just what is taught at lab and in MISL class.” – CDT Brian Feifar

“No matter how difficult or out of reach your goals may seem continue to work hard and drive on. With enough determination you will achieve those goals.” – CDT Garrett Zenner

“Buy a planner; input everything for ROTC and everything for classes and then you have an overview of the semester right from the start. Being organized is the key to success. – CDT John Clancy

“Your peers will respect you more for putting yourself in the spotlight and failing than for not trying at all.” – CDT Shawn Kramer

“Be confident. It's one of the first things people (cadre & cadets) will notice. Confidence will help others build trust in you and your plan.” – CDT Erin Llanes-Smith

“Keep clam and listen when it’s your turn to listen. Respect your platoon-mates and they will respect you.” – CDT Brian Fitzgerald

“Get into a good habit of studying from the get go. Your freshman year is important and a good first semester GPA can set you up for success in the future.” – CDT Kimberly Walls

“ROTC isn’t just PT and lab. Invest in yourself and your fellow cadets by joining an extracurricular such as Ranger Challenge, Color Guard, VALOR, or Cadet Rangers.” – CDT Steven Wales

“Being able to motivate your peers as well as be motivated when things get tough and stressful; false motivation is better than no motivation.” – CDT Michael Germino

“Having a normal college life is one thing but understand that you are not a normal college student and the repercussions of getting in trouble can be much greater for you.” – CDT Michael Wegrzyn

Advice from MSIVs

“Get involved with ROTC, join some clubs even if you only go to one meeting to try it out. A great way to stand out freshman year is to get involved in the battalion. Going off that, don't let ROTC take over your life. It is important to always have balance: good grades, extracurriculars, and ROTC performance.” – CDT Madeline Lopez

“Find those passions outside of your day to day life through extracurricular activities outside of ROTC. Do not let ROTC be your entire world.” – CDT Mia Coenen

“Take care of your people, for without them you are nothing, and any goal, mission or task you have will be that much more difficult for the lack of them.” – CDT Matthew Grabowski

“Be confident in who you are and stay true to your beliefs.” – CDT Jaison Banks

“Give credit. Take blame.” – CDT Patrick Niemaszek

Personal Notes