



2018

EMPLOYMENT REPORT



Columbia Business School
AT THE VERY CENTER OF BUSINESS™

| Career Management Center



“Recruiters choose to hire Columbia MBAs as they find that their global perspectives, nurtured throughout the curriculum and in the community, makes them exceptionally qualified to tackle global business challenges.”



—Regina Resnick
Senior Associate Dean and
Senior Managing Director,
Career Management Center

Visit the Career Management Center at www.gsb.columbia.edu/recruiters.

Post positions online at www.gsb.columbia.edu/jobpost.

Columbia Business School students experience unparalleled access to dynamic companies and leaders in New York and around the world, joining an entrepreneurial community that fosters innovation and impacts the global marketplace every day. They build connections with practitioners and industry leaders, and tap into an alumni network of more than 46,000 in 100 countries who offer mentoring opportunities, internships, and so much more.

The School's position at the center of business provides students with unique opportunities for full-time work, summer and school-year internships, and immersion classes. As a result, our graduates demonstrate a balance of analytical and technical skills, and broad management and leadership abilities.

From recruiting events to customized résumé databases, the Career Management Center will help you find Columbia Business School talent prepared to take your business to the next level. We work with hiring organizations in every industry across the public and private sectors—internationally and domestically—to develop effective, efficient recruiting strategies.

This report reflects employment outcomes for the full-time MBA population only. The School also has candidates in our experienced-professionals population (alumni and Executive MBA students), as well as highly skilled candidates in our Master of Science student population. For more information, visit us at www.gsb.columbia.edu/recruiters.

HIGHLIGHTS

FORGING NEW PATHS

Thirty-seven students started their own companies this year, while many students joined startups and new ventures. In roles such as **business development, operations,** and **marketing,** these students look to get in on the ground floor of growing organizations and use the entrepreneurial mindset developed at Columbia Business School to help create the companies of the future. The startups were in these areas:

- Consumer Products
- Fintech
- Technology
- Retail & E-commerce



82
Alumni Clubs
around the World

"It's gratifying to see employers acknowledge the great talent offered by international students. Once again, international Columbia MBAs landed well globally and in the U.S., despite current policy debates on U.S. work authorization."

—Mike De Lucia
Director, International and MS Career Management

2018 PLACEMENT OUTSIDE THE U.S.

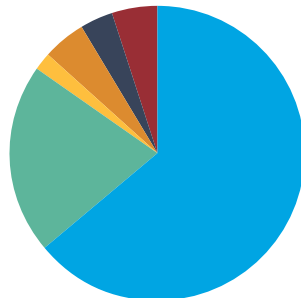
By Region

Asia	44.9%
Europe	32.2%
Central & South America	17.3%
Other	5.6%

STUDENTS BY GEOGRAPHIC REGION

Class entering 2018

▪ United States	64.0%
Non-U.S. Citizens	36.0%
▪ Asia	20.9%
▪ South America	4.8%
▪ Europe	4.7%
▪ Africa & Mid. East	3.6%
▪ Canada	2.0%



GRADUATE EMPLOYMENT

From technology to finance, real estate to social enterprise, our students are making an impact across sectors and industries. Through on-campus recruiting, skillful networking, and job postings, Columbia MBA graduates found full-time positions in a wide variety of businesses and functions across the globe. The top three reasons Class of 2018 gave for accepting an offer were job content (38.4%), firm culture (28.5%), and growth potential (21.3%). As always, our active network of more than 46,000 alumni played a central role.

CLASS OF 2018 AT A GLANCE

3.5
Average Undergraduate GPA

32.3%
Minorities of US Origin

45%
Non-US Citizens

39%
Women

28
Average Age at Entry

5
Average Years of Work Experience

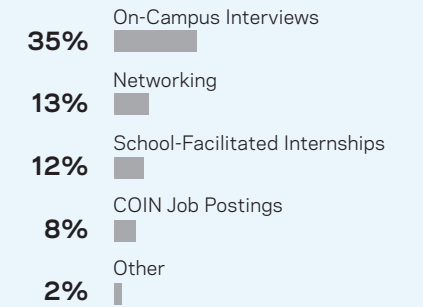
680-760
GMAT Range (Middle 80%)

727
Total Students in the Class

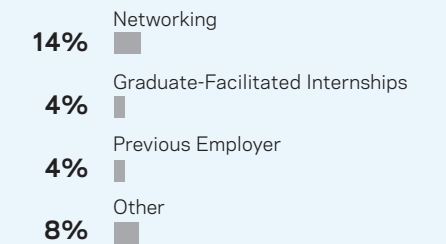
93%
students who reported their job satisfaction as a 4 or 5 on a scale of 1-5

SOURCE OF OPPORTUNITY

70% SCHOOL-FACILITATED OPPORTUNITIES



30% GRADUATE-FACILITATED OPPORTUNITIES



2018 GRADUATES COMPENSATION SUMMARY*

BASE SALARY

Percent Receiving	Median	Range
100	\$130,000	\$52,000 - \$308,000

SIGNING BONUS

Percent Receiving	Median	Range
66.3	\$30,000	\$3,000 - \$130,000

OTHER GUARANTEED COMPENSATION

Percent Receiving	Median	Range
18.8	\$28,500	\$1,800 - \$215,624

CLASS OF 2018 JOB OFFERS AND ACCEPTANCES

Three months after graduation (August 16)

Offers	94.1%
Acceptances	90.1%

*Data reflects students who reported compensation. Guaranteed compensation does not include tuition reimbursement, relocation compensation, carry, or nonguaranteed performance bonuses.

These figures do not include students returning to a sponsoring employer (85), starting their own business (37) or going to a family business (15) in adherence to the MBA Career Services & Employer Alliance's reporting standards.

2018 GRADUATES COMPENSATION BY INDUSTRY

Data on these two pages includes information on sponsored students returning to their employers, but excludes students starting their own businesses or joining a family business.

INDUSTRY	%	BASE SALARY RANGE	MEDIAN	OTHER GUARENTEED COMPENSATION*		
				RANGE	MEDIAN	%**
CONSULTING	33.6					
Strategic/Management	30.5	80,000 - 233,500	147,000	20,000 - 240,624	30,000	82.6
Other	3.1	110,000 - 160,000	137,000	10,000 - 130,000	25,000	60.0
FINANCIAL SERVICES	32.2					
Commercial/Consumer Banking/Credit Cards	2.7	100,000 - 125,000	120,000	20,000 - 40,000	30,000	100
Diversified Financial Services	1.8	60,000 - 150,000	140,000	15,000 - 75,000	27,500	85.7
Investment Banking/Brokerage	12.3	52,000 - 175,000	125,000	20,000 - 165,000	50,000	84.5
Investment Management						
Fund of Funds/Hedge Funds/Mutual Funds	1.6	125,000 - 175,000	130,000	10,000 - 125,000	30,000	42.9
Private Equity	4.9	100,000 - 308,000	151,250	7,000 - 150,000	50,000	65.0
Venture Capital	1.6	90,000 - 160,000	125,000	10,000 - 43,400	26,700	28.6
Other Investment Management	6.8	97,500 - 175,000	125,000	5,000 - 145,000	29,000	66.7
Other	+	140,000 - 183,000	161,500	48,200	48,200	50.0
MANUFACTURING	6.8					
Consumer Products — Beverages/Food	2.5	103,000 - 125,000	115,000	20,000 - 40,000	40,000	90.9
Consumer Products — Other	3.4	100,000 - 150,000	120,000	20,000 - 40,000	30,000	46.7
Other	+	150,000	150,000	30,000	30,000	100
MEDIA/TECHNOLOGY	15.7					
Entertainment (Film/Music/Sports & Leisure/TV)	1.3	58,000 - 135,000	120,000	5,000 - 29,700	5,000	71.4
Hardware/Software/Telecom	5.0	70,000 - 179,000	117,000	5,000 - 133,000	35,000	65.4
Internet Services/E-Commerce	7.2	63,000 - 200,000	130,000	10,000 - 200,000	40,000	67.6
Other	2.2	72,000 - 140,000	120,000	10,000 - 40,000	30,000	54.5
OTHER	11.7					
Education/Government/Nonprofit	1.6	55,000 - 95,000	65,000	3,000	3,000	33.3
Healthcare (including Pharmaceuticals)	1.8	115,000 - 150,000	122,500	5,000 - 50,000	24,900	60.0
Real Estate	4.0	86,000 - 175,000	120,000	5,000 - 150,000	50,000	64.7
Retail	1.8	75,000 - 150,000	105,000	5,000 - 15,000	15,000	33.3
Other	2.5	70,000 - 185,000	105,000	15,000 - 50,000	22,500	40.0

To offer a more complete picture of Columbia Business School's graduating class, this employment report includes sponsored students. This report includes students who cited employment by three months post-graduation or August 16, with information collected through September 16.

For the purpose of rankings, the School submits data to ranking organizations and publications in adherence with MBA CSEA standards, which ask that sponsored students returning to their employers not be included. Please visit this site for those numbers: www8.gsb.columbia.edu/recruiters/employmentreport.

* Includes sign-on, year-end and other guaranteed compensation, excluding tuition or relocation reimbursement, carry, or nonguaranteed performance bonuses.

**Reflects percentage of students receiving other guaranteed compensation within specified industry/function.

+ Indicates less than 1%.

2018 GRADUATES COMPENSATION BY FUNCTION

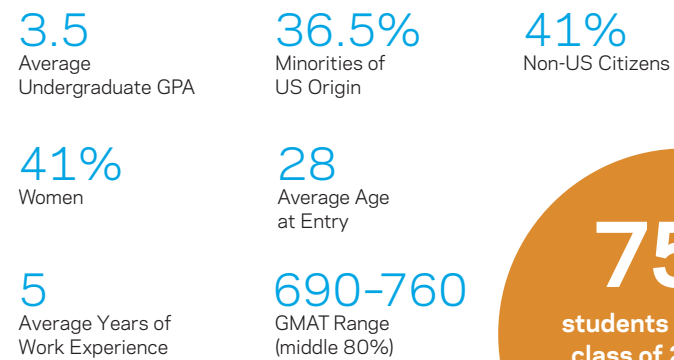
FUNCTION	%	BASE SALARY RANGE	MEDIAN	OTHER COMPENSATION*		
				RANGE	MEDIAN	%**
CONSULTING	38.9					
Management Consulting	36.4	63,000 - 233,500	146,000	10,000 - 240,624	30,000	80.6
Strategic Planning	2.5	75,000 - 150,000	133,500	5,000 - 40,000	25,000	55.6
FINANCE (INTERNAL)	6.5					
Business/Corporate Development	4.4	70,000 - 155,000	125,000	5,000 - 40,000	20,000	47.6
Corporate Finance	2.1	72,000 - 132,000	117,000	22,000 - 100,000	30,000	81.8
FINANCIAL SERVICES	26.6					
Buy-Side/Sell-Side Research	2.7	117,647 - 165,000	125,000	23,529 - 125,000	30,000	62.5
Investment Banking/M&A	10.5	110,000 - 183,000	125,000	35,000 - 165,000	50,000	85.7
Investment Management	4.8	97,500 - 175,000	135,000	5,000 - 145,000	26,500	55.6
Private Client Services/Wealth Management	+	125,000 - 150,000	125,000	40,000 - 75,000	50,000	100
Private Equity	4.8	100,000 - 308,000	160,000	21,000 - 150,000	81,250	63.2
Venture Capital	1.3	90,000 - 160,000	125,000	10,000 - 43,400	30,000	42.9
Other	1.9	115,000 - 170,000	137,500	25,000 - 50,000	32,500	75.0
MANAGEMENT	10.2					
Development Program/Rotational	3.4	105,000 - 125,000	120,000	5,000 - 35,000	25,000	70.6
General Management	2.3	60,000 - 175,000	122,500	5,000 - 90,000	40,000	75.0
Operations/Production	2.5	72,000 - 140,000	100,000	10,000 - 200,000	10,000	41.7
Project Management	1.3	70,000 - 150,000	115,000	20,000 - 30,000	25,000	40.0
Other	+	120,000 - 135,000	130,000	20,000 - 40,000	40,000	100
MARKETING	9.9					
Brand/Product Management	5.1	77,000 - 200,000	117,000	20,000 - 90,000	35,000	77.3
Business Development/Product Development	2.1	80,000 - 155,000	120,000	10,000 - 155,000	32,500	57.1
Sales	+	96,000 - 129,000	115,000	45,000 - 133,000	89,000	66.7
Other	2.1	58,000 - 179,000	117,000	15,000 - 60,000	30,000	70.0
REAL ESTATE	3.2					
Development/Construction	1.5	100,000 - 140,000	127,500	5,000 - 80,000	42,500	33.3
Finance	1.3	90,000 - 125,000	120,000	25,000 - 150,000	135,000	100
Other	+	117,000 - 135,000	126,000	50,000	50,000	50.0
OTHER FUNCTIONS	4.7					
Technology	1.7	100,000 - 136,000	130,000	20,000 - 50,000	35,000	25.0
Other	3.0	52,000 - 185,000	100,000	3,000 - 100,000	37,500	60.0

INTERNSHIP EMPLOYMENT



For our 549 September-entry students in the class of 2019, the summer provided an opportunity to explore a new function or industry. Internships are also valuable to companies in assessing a student's fit for full-time employment after graduation. Our 204 January-entry students do not seek formal summer internships, since they take classes during the summer term. Companies are encouraged to visit campus then to meet this group of MBAs. For these students in particular—and increasingly for all students—school-year internships and projects provide valuable connections to employers.

CLASS OF 2019 AT A GLANCE



753 students entered the class of 2019—549 students in Sept. 2017 and 204 in Jan. 2018.

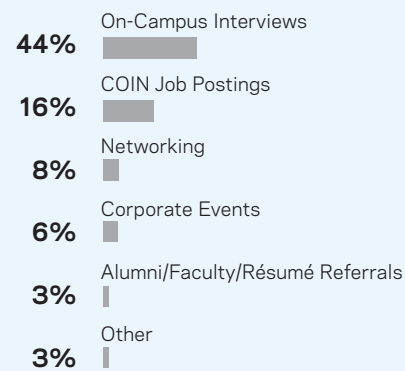


"My CBS experience has been transformative, both professionally and personally. As an international student, changing both industry and location was not an easy career shift, and I could not have achieved it without the support and coaching I received here at CBS—from the CMC, my classmates, and the alumni network. Thanks to the incredible diversity of our community, I was not only given access to opportunities on a global level, but also empowered with the vision and insights to lead in a global context."

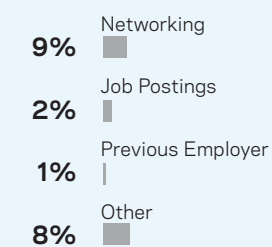
— Shu Lin '19

SOURCE OF OPPORTUNITY

80% SCHOOL-FACILITATED OPPORTUNITIES



20% STUDENT-FACILITATED OPPORTUNITIES



2018 INTERNS SALARY BY INDUSTRY

All figures are in US dollars.

INDUSTRY	%	MONTHLY SALARY RANGE*	MEDIAN
CONSULTING	15.4		
Strategic/Management	13.7	2,200 -25,000	12,125
Other	1.7	2,500 -13,000	10,520
FINANCIAL SERVICES	42.3		
Commercial/Consumer Banking/Credit Cards	1.2	4,650 -10,500	10,000
Diversified Financial Services	1.2	4,000 - 9,167	8,461
Investment Banking/Brokerage	17.4	5,208 -12,500	10,417
Investment Management			
Hedge Funds/Mutual Funds/Fund of Funds	4.4	2,500 -14,000	8,750
Private Equity	5.6	650 -12,500	6,350
Venture Capital	3.7	1,333 -20,000	5,000
Other Investment Management	6.9	2,307 -11,000	10,000
Other	1.9	4,000 -11,250	10,000
MANUFACTURING	6.3		
Consumer Products—Beverages/Food	3.1	3,200 -10,000	7,781
Consumer Products—Other	2.9	1,700 - 8,960	6,867
Other	+	6,000	6,000
MEDIA/TECHNOLOGY	20.7		
Entertainment (Film/Music/TV/Sports/Leisure)	3.9	1,600 -12,960	4,407
FinTech	2.5	600 -11,600	6,400
Hardware/Software/Telecom	5.6	3,060 -10,000	8,000
Internet Services/E-Commerce	6.4	3,210 -24,000	8,000
Other	2.3	2,400 - 9,700	7,000
OTHER	15.3		
Education/Government/Nonprofit	1.4	2,400 - 2,520	2,400
Healthcare (including Pharmaceuticals)	4.6	2,400 -12,000	8,000
Real Estate	5.6	2,000 -10,417	8,000
Retail	1.4	1,700 - 7,000	6,250
Other	2.3	4,800 -15,000	7,709

* Salary ranges do not reflect those students who did not receive compensation.
+ Indicates less than 1%.

2018 INTERNS SALARY BY FUNCTION

FUNCTION	%	MONTHLY SALARY RANGE*	MEDIAN
CONSULTING	22.6		
Management Consulting	16.5	2,200 -25,000	12,000
Strategic Planning	6.1	2,400 -12,000	5,888
FINANCE (INTERNAL)	6.5		
Business/Corporate Development	3.7	1,000 - 8,500	6,200
Corporate Finance	2.8	1,700 -10,000	8,500
FINANCIAL SERVICES	39.7		
Buy-Side/Sell-Side Research	3.7	2,307 -14,000	10,192
Investment Banking/M&A	16.1	4,000 -12,500	10,417
Investment Management	7.3	3,500 -13,000	9,500
Private Client Services/Wealth Management	1.4	9,615 -10,417	10,417
Private Equity	5.1	650 -12,500	7,100
Venture Capital	3.9	1,333 -20,000	4,000
Other	2.2	2,500 -12,500	10,000
MANAGEMENT	7.9		
Development/Rotational Program	1.4	6,000 - 9,696	9,167
General Management	1.2	1,700 -12,000	9,208
Operations	3.5	5,000 -11,600	8,500
Other	1.8	2,400 -10,000	8,000
MARKETING	13.3		
Brand/Product Management	9.1	3,300 -12,000	7,650
Business/Product Development	2.2	2,400 -12,960	7,500
Market Research	+	4,800 - 5,700	5,250
Other	1.4	2,080 -10,000	4,000
REAL ESTATE	4.5		
Asset/Property Management	+	2,000 - 9,615	5,767
Finance	2.8	2,000 -10,400	8,000
Other	+	6,420 - 8,000	7,250
OTHER FUNCTIONS	5.5		
Technology	2.2	600 -10,000	8,000
Other	3.3	1,400 -15,000	8,000

BOARD OF OVERSEERS

Columbia Business School's Board of Overseers, composed of distinguished global business leaders from a diverse range of fields, plays an active role in shaping our unique brand of education and increasing the impact the Columbia community has on business and society.

César Alierta '70
CEO
Fundación Telefónica
Spain

Louis Moore Bacon '81
Chairman
Moore Capital Management
New York

Robert Marc Bakish '89
President and CEO
Viacom Inc.
New York

Keith T. Banks '81
Vice Chairman, Global Wealth and Investment Management
Bank of America
New York

Andrew F. Barth '85
Retired Chairman
Capital Guardian Trust Company
California

Daniele D. Bodini '72
Chairman Emeritus
ACP Group
New York

Anne M. Busquet '78
Principal
AMB Advisors
New York

Russell L. Carson '67
Chairman
The Carson Family Charitable Trust
New York

James Y. Chao '74
Chairman of the Board
Westlake Chemical Corporation
Texas

Max C. Chapman Jr. '69
Chairman
Gardner Capital Management Corp.
New Jersey

Arnold L. Chavkin '77
Managing Director
Pine Brook Road Partners LLC
New York

Jerome A. Chazen '50
Founder and Chairman
Chazen Capital Partners LLC
Founder and Chairman Emeritus
Liz Claiborne Inc.
New York

Christopher Wai-Chee Cheng '79
Chairman
Wing Tai Corporation Ltd.
Hong Kong

Maria L. Chrin '89
CEO and Managing Partner
Circle Wealth Management
New York

Giuseppe Ciardi '81
Caledon Partners
United Kingdom

Geoffrey Colvin '78
Partner
CEW Partners
New York

Patrick Combes '78
Chairman and CEO
Viel & Cie and Compagnie Financière Tradition
France

Leon G. Cooperman '67
Founder, Chairman, and CEO
Omega Advisors Inc.
New York

Ramzi A. Dalloul '64
Managing Director
Astra Horizons
United Kingdom

Filippo de Vecchi '95
Managing Director, Co-head of Greater China
Advent International Hong Kong Limited
Hong Kong

Thomas J. DeRosa '88
Chief Executive Officer
Welltower Inc.
New York

Mark F. Dzialga '90
Managing Director
General Atlantic LLC
Connecticut

Sajjad Ebrahim '73
Chairman and CEO
Lark Investments Inc.
Canada

Carol B. Einiger '73
President
Post Rock Advisors LLC
New York

R. Bradford Evans '70
Senior Advisor
Morgan Stanley
New York

Robert S. "Shell" Evans '68
Chairman of the Board
Crane Co.
Connecticut

Charles E. Exley Jr. '54
Retired Chairman and CEO
NCR Corporation
Michigan

Meyer Feldberg '65
Senior Advisor
Morgan Stanley
Dean Emeritus and Professor
Columbia Business School
New York

Lawrence Flinn Jr. '60
Chairman and CEO
Privet Capital LLC
Florida

Lew Frankfort '69
Chairman Emeritus
Coach Inc.
New York

Hugh R. Frater '85
Chairman and CEO
VEREIT
Arizona

Robert Friedman '80
Chief Executive Officer
Bungalow Media + Entertainment
New York

Michael T. Fries '88
Chief Executive Officer
Liberty Global
Colorado

Mario J. Gabelli '67
Chairman and CEO
GAMCO Investors Inc.
New York

Gabriele Galateri di Genola '72
Chairman
Assicurazioni Generali SpA
Italy

Mark T. Gallogly '86
Managing Principal
Centerbridge Partners LP
New York

Nathan Gantcher '64
Managing Member
EXOP Capital LLC
New York

Philip H. Geier Jr. '58
Chairman
The Geier Group
New York

James P. Gorman '87
Chairman and Chief Executive Officer
Morgan Stanley
New York

Harry E. Gould Jr. '64
Chairman and President
Signature Communications Ltd.
New York

Michael Gould '68
Former Chairman and CEO
Bloomingdale's Inc.
New York

Bernard Gray '74
President
Gray Ventures III LLC
Georgia

David Greenspan '00
Founder and President
Slate Path Capital LP
New York

Paul B. Guenther '64
Retired President
PaineWebber Group Inc.
New York

Andrew S. Gundlach '01
Director
First Eagle Holdings
New York

Edward J. "Ed" Heffernan '86
President and CEO
Alliance Data Systems
Texas

Ernest M. Higa '76
Chairman and CEO
Higa Industries Co. Ltd., Wendy's Japan, and Higa Investments
Japan

Paul C. Hilal '92
Founder and CEO
Mantle Ridge LP
New York

Linda Ho McAfee '73
Group Director
Fairmont Shipping
Hong Kong

Ehud Houminer
Executive in Residence
Columbia Business School
New York

Ming Chu Hsu '92
Principal
Alex & Wright Inc.
Hong Kong

Glenn Hubbard
Dean and Russell L. Carson Professor of Finance and Economics
Columbia Business School
New York

Philippe Jabre '82
Founder and Chief Investment Officer
Jabre Capital Partners SA
Switzerland

Ann F. Kaplan '77
Partner
Circle Wealth Management
New York

James W. Keyes '80
Chairman
Wild Oats Marketplace
Texas

Nand Khemka '56
Chairman
SUN Group
India

Henry R. Kravis '69
Co-founder, Co-chairman, and Co-CEO
Kohlberg Kravis Roberts & Co.
New York

Sallie Krawcheck '92
CEO and Co-founder
Ellevest
New York

Bill Lambert '72
Founding Partner
Wasserstein Perella & Co. Inc.
New York

Rochelle B. Lazarus '70
Chairman Emeritus
Ogilvy
New York

Harrison T. Le Frak Esq. '98
Vice Chairman
LeFrak
New York

Jamie Kern Lima '04
Co-founder and Co-CEO
IT Cosmetics
New Jersey

Paulo Lima '04
Co-founder and Co-CEO
IT Cosmetics
New Jersey

John K. Martin Jr. '94
Former Chairman and Chief Executive Officer
Turner Broadcasting Systems Inc.
New York

Marc O. Mayer '83
Head of North American Institutional Investment Management
Schroders plc
New York

Nancy McKinstry '84
CEO and Chairman of the Executive Board
Wolters Kluwer
Netherlands

Henry S. Miller '70
Chairman
Marblegate Asset Management
Connecticut

Yuzaburo Mogi '61
Honorary CEO and Chairman
Kikkoman Corporation
Japan

Paul M. Montrone PhD '66
Chairman
Perspecta Trust LLC
New Hampshire

Norberto O. Morita '75
Chairman
Southern Cross Group
Argentina

Jonathan Newcomb '69
Managing Director
Rockdale Partners
New York

Nicholas Oppenheim '73
Chairman
Brifor Limited
United Kingdom

S. Steven Pan '88
Chairman
Silk Hotel Group
Taiwan

Vikram S. Pandit PhD '86
Chairman and CEO
The Orogen Group
New York

Alan J. Patricof '57
Managing Director
Greycroft LLC
New York

Ronald O. Perelman
Chairman and CEO
MacAndrews & Forbes Incorporated
New York

Bruce Eben Pindyck Esq. '71
Chairman and CEO
Meridian Industries Inc.
Wisconsin

Ari Rennert
President
The Renco Group Inc.
New York

Richard Paul Richman Esq. '73
Chairman and Founder
The Richman Group Inc.
Connecticut

Shaiza Rizavi '96
Managing Member and Portfolio Manager
Gilder Gagnon Howe & Co. LLC
New York

Xavier Robert Rolet '84
Former Chief Executive Officer
London Stock Exchange Group
United Kingdom

Güler Sabanci
Chairman and Managing Director
Haci Omer Sabanci Holding AS
Turkey

Arthur J. Samberg '67
Manager
Hawkes Financial LLC
New York

Paolo Scaroni '73
Deputy Chairman
Rothschild Group
Italy

Keith Sherin '91
Retired Vice Chairman
General Electric
Florida

Dong-Bin Shin '81
Chairman
Lotte Group
South Korea

David E. Simon '85
Chairman and CEO
Simon Property Group
Indiana

Robert F. Smith '94
Chairman and CEO
Vista Equity Partners
Texas

Jerry I. Speyer '64
Chairman
Tishman Speyer
New York

Sheldon Stone '78
Founding Principal
Oaktree Capital Management LP
California

Sabin C. Streeter '67
Former Executive in Residence
Columbia Business School
New York

Henry A. Swieca '83
Founder
Talpion Fund Management LP
New York

Tony Tamer
Founder and Co-CEO
H.I.G. Capital
Florida

Frank K. Tang '94
Chairman and Chief Executive Officer
FountainVest Partners (Asia) Ltd.
Hong Kong

Charles W. Tate '72
Chairman Emeritus
CR Group LP
Texas

Sidney Taurel '71
Chairman Emeritus
Eli Lilly and Company
Indiana

Diana L. Taylor '80
Vice Chairman
Solera Capital
New York

John T. Thompson '81
Chairman and CEO
Thompson Distribution Company
Indiana

Oakleigh Thorne '86
Chief Executive Officer
Thorndale Farm Inc.
New York

Massimo Tosato '80
Chief Executive
Quaestio Capital SGR S.p.A.
Italy

Tracey T. Travis '86
Executive Vice President and CFO
The Estee Lauder Companies Inc.
New York

Joseph M. Tucci '84
Co-chief Executive Officer and Co-chairman
GTY Technology Holdings
Massachusetts

Arthur V. Ty '91
Chairman
Metropolitan Bank & Trust Company
Philippines

Alberto J. Verme '84
Chairman, Institutional Clients Group
Citi
UAE and UK

Shazi Visram '04
Founder, Chairmom, and Chief Visionary
Happy Family Brands
New York

Joseph V. Vittoria '59
Chairman
Puradyn Filter Technologies Inc.
Florida

William A. von Mueffling '95
President and Chief Investment Officer
Cantillon Capital Management
New York

Lihong Wang '99
Managing Director
Bain Capital Asia LLC
Hong Kong

Lulu C. Wang '83
Founder and CEO
Tupelo Capital Management LLC
New York

Daniel Xu
Chief Information Officer
Tencent
China

David W. Zalaznick '78
Co-founder and Chairman
Jordan/Zalaznick Advisers Inc.
New York

Martin E. Zimmerman '61
President and CEO
LFC Capital Inc.
Illinois

SELECT HIRING ORGANIZATIONS

Columbia Business School students accepted positions with a broad range of companies in 2018. Organizations that hired more than one student from a class year are **bolded**. Organizations that hired for both full-time and summer positions are in *italics*.

1stdibs.com
25Madison
3i Group
645 Ventures
A&E Networks
A.T. Kearney
AB Bernstein
Accenture Strategy
ActionIQ

Adakin Capital
Adobe
Advance Publications
AeroFarms
Aesop USA, Inc.
Africinvest
Agilias Private Equity
Agoda.com
Airbnb

Albion River
Alchemy
AlixPartners
Alliance Ventures
AllianceBernstein
Alliant Partners
Allianz Real Estate of America
Alta Growth Capital
Altavair
Altman Vilandrie & Company
Amazon
American Express
Amicus Investment Company
Amper Music, Inc.
Amplify
Analysis Group
Anchor Bolt Capital, LLC
Angelo Gordon
Anheuser-Busch InBev
Answer Rocket
Antarctica Capital
Anvyl
Apex Bulk Carriers
Apis Capital Advisors, LLC
Apple Inc.
Aravt Global
Arenda Capital Management
Argentum Group
Artisan Partners
Athenahealth
AUA Private Equity Partners
Avenir Growth Capital
B-29 Investments, LP
babylon health
Bain & Co.
Balderton Capital
Balyasny Asset Management
Bank of America Merrill Lynch
Bank of Korea, The
Barclays
Barkbox Inc.
Bayer
Baylor School, The
Beachwold
Beacon Capital
BioMarin Pharmaceutical
BlackRock
Blackstone
Bloomingdale's
BNP Paribas
Booz Allen Hamilton
Boston Consulting Group, The
Boston Properties
Bowery Capital
Brandes Investment Partners
Bridgepoint, Inc.
Bridgespan Group, The
Bridgewater Associates
Bright Health
Brightstar Capital Partners
Bristol-Myers Squibb
Brookfield Property Partners
Brookside Equity Partners
BRX Global
Building & Land Technology
California Pension Plan
Investment Board
Capital Dynamics
Capital Group
Caredox
Caremore Health
Casa Verde Capital LLC
Casdin Capital LLC
Casey Quirk by Deloitte

Castle Hill Investors
Cath Kidston
Causeway Capital
CBS Interactive, CBS Sports Digital
CCS
Celgene
Centenus Global Management, LP
Centerview Partners
cg42
Charterhouse Capital Partners
Chopt Creative Salad Company
Christian Dior
CIM
Cisco
Citi
Clark Construction
Clark's Botanicals
Clearbridge Investments
Closed Loop Partners
CM Productions, LLC
CMB International Capital Limited
co:collective
Coast Capital Management
Cohen & Steers
Colgate-Palmolive
Collective, The
Coller Capital
Comcast NBCUniversal
CommonBond
ConsenSys
Cornerstone Research
Coterie
Credit Suisse
CreditRiskMonitor
Crimson Education
CrossBoundary LLC
CW Mingzhi Investment Management
Dannon
DanoneWave
Datacor, Inc.
DDG Partners
Dell, Inc
Deloitte Consulting
Deutsche Bank
DG Capital Management
Didi Chuxing
Digital Ocean
DNB Markets, Inc.
Droga5
Drum Hill
DuPont Capital
E&J Gallo
Easton Capital Investment Group
eBay
Education Pioneers
Electronic Arts
Ember Infrastructure Partners
Empire Square Group
Equinox
Equity Lifestyle Properties (ELS)
Ernst & Young
ESPN
Essen Health Care
Estée Lauder Companies, The
Evercore
Evolve Capital Partners
Facebook
Fendi
Fenix International
Fidelity Investments
Fine Capital Partners, L.P.
Fithian, LLC
FJ Labs
Flagship Pioneering / Cogen

Flexis Capital
Fosun Property Holdings
Frontier Capital
Fusion Fund
Gabelli Asset Management Co.
Gap, Inc.
GE Ventures
Genentech
General Motors Corporation
Genworth Financial
Gestamp
Gilead Sciences
Glenfarne Group, LLC
Goldman, Sachs & Co.
Google, Inc.
Gore Range Capital
Greenhill & Co
Greenhouse Software
Greystar
Gridiron Capital
Grupo Melo
GSK
Guardian Life
Guggenheim Securities
Gympass
Hall Capital Partners
HBO (Home Box Office, Inc.)
Health Enterprise Partners (HEP)
Hello Sunshine
HelloFresh
HG Capital
Hillhouse Capital Management
Himalaya Capital
Hines
HoldCo Asset Management, L.P.
Home More Enterprise Co., Ltd.
Honeywell
Hospice Partners of America
Houlihan Lokey
HPS Investment Partners
Huobi
Huron Consulting Group
IBM Corporation
IDEO
IDG Capital Partners
Ilhabela Holdings Inc
Incandescent
Industrious
Inmost Partners, LLC
Innovation Department
Inspiring Capital
Inverness Graham
Invesco
Invesco WL Ross & Co.
Itaú Unibanco
J.P. Morgan
Jardine Matheson

Jefferies, LLC
Johnson & Johnson
JS Capital Management
Juniper Square
JUUL Labs
Kasikornbank
Kennedy Lewis
KKR
Kontiki Capital
Korea Development Bank
KPMG
L.E.K. Consulting
Ladders, The
Latham & Watkins LLP
Lazard
LDV Hospitality
Lerer Hippeau Ventures
Lexington Partners
Liberty Mutual Insurance
Lightstone Group, The
LinkedIn
LLR Partners
Long Path Partners
L'Oreal
Lubrizol Corporation
Luminus Management
M&T Bank
Macquarie Capital
Macy's
Magnolia
Maison Atia (fashion startup)
Major League Soccer
Mango
Mars and Co.
Marsh & McLennan Companies
Mastercard
Matchpool
Max Ventures
Mayer Ventures LLC
Mayfair Equity
McKinsey & Company
Medidata Solutions
Memorial Sloan Kettering
Merck & Co.
MetLife
Metro Vein Centers
MFG Partners
MFS Investment Management
Microsoft Corporation
Midwest Granite Private Limited
Millennia Companies, The
Miller Buckfire
Ministry of Economy, Trade and Industry
Mitsubishi Corporation
Moelis & Company
MoneyLion

Montefiore Medical Center
Moore Capital
Morgan Stanley
MTA NYCT Strategic Initiatives
Munich RE / HSB Ventures
National Basketball Association (NBA)
National Hockey League
NBK Capital
Neuberger Berman
New Heights Capital
New York City Transit
New York Presbyterian
New York Road Runners
NextEra Energy, Inc.
Nike, Inc.
Nomura Securities Co., Ltd.
Norges Bank Investment Management
Norinchukin Bank, The
Northzone
Novartis Pharmaceuticals
Nucleo Capital
NYC Office of Management and Budget
OC&C Strategy Consultants
Olayan Group, The
Oliver Wyman
Omni Projects
OneWeb

OppenheimerFunds
Oracle
Oradian
Palladium Equity Partners
Palladium Group, The
Paris Baguette America
Partners Group
PayPal
Pennybacker Capital
PepsiCo
Perella Weinberg Partners
Permira
Pfizer Inc.
PGIM Real Estate
PIMCO (Pacific Investment Management Co.)
PJT Partners
Plug&Play
PointState Capital LP
Positivo Tecnologia
Prelios
Prophet
Providence Equity
PUBG
Pura Vida Investments
PwC Strategy&
Qapital, Inc.
Railroad Ranch Capital Management
Raine Group, The

TOP EMPLOYERS OF 2018 GRADUATES*

	Total
McKinsey & Company	55
Bain & Co.	22
The Boston Consulting Group	21
Amazon	18
Deloitte Consulting	17
Goldman, Sachs & Co.	16
PwC Strategy&	12
A. T. Kearney	9
J. P. Morgan	9
KPMG	9
Microsoft Corporation	9
Adobe	8
Citi	8
IBM	6
Lazard	6
Morgan Stanley	6
Apple	5
Bank of America Merrill Lynch	5
The Estée Lauder Companies	5
L. E. K. Consulting	5
Moelis & Company	5
Oliver Wyman	5
Restaurant Brands International	5
Samsung	5
Accenture Strategy	4
Mastercard	4
Uber	4
AB Bernstein	3
Anheuser-Busch InBev	3
Barclays	3
Evercore	3
Google	3
Itaú Unibanco	3
L'Oreal	3

*Includes sponsored students



INTERESTS BEYOND THE NUMBERS

Behind our Employment Report numbers are the unique stories of each of our students. They are focused not just on the bottom line, but on making a real difference, applying their skills to microfinance, clean energy, and international development in emerging markets. Even in more traditional areas like consulting and finance, our MBAs find ways to satisfy their broad intellectual interests, covering industries such as energy, healthcare, and real estate. The diversity of our graduates' focuses is one of the key elements that makes our network of more than 46,000 alumni worldwide so powerful.

SELECT HIRING ORGANIZATIONS CONTINUED

Rakuten
Raymond James
 Red Balloon Security
 Rent The Runway
 Republic
Restaurant Brands International
 Resurgens Technology Partners

Revel Partners
 Ripple
Robin Hood Foundation
 Rosie's Theater Kids
 Royal Bank of Canada
 Rubicon Venture Capital
 RWC

S R Group
Salesforce
Samsung
 Schematic Ventures
 Schulte Roth & Zabel LLP
 Sententia Capital Management
 Shiseido
 Showfields
 Shutterfly
Siam Cement Group, The
 Siemens
 Simpson Thacher & Bartlett LLP
SIRL (Search In Real Life)
 Skillshare
 Sky Harbor Capital
 SL Green
 SoFi
 Soko Glam
 SolarKal
 Sony PlayStation Vue
 SoundCloud
 Spark Investment Partners
 SPIRIBAM
 Splice
 Spyglass Capital Management LLC
 Standard & Poor's
 Stars Investments
 STATE Bags
 Sterling Town Equities
 Stone-Goff Partners
 Street Smarts Virtual Reality
 STRIVE Preparatory Schools
 Sumitomo Corporation
 Supernode Ventures
 Surgical Care Affiliates
 Surveyor Capital
 Swat Equity Partners
 Sycale Advisors
 Sylvain Labs
Syneos Health
T. Rowe Price
 Talent Tech Labs
 Tamer Center for Social Enterprise,
 The
 Target
 Temasek Holdings
 Ten Oaks Group
 Terra Nova Capital Advisors
Tesla
 Thai International Meridian, LLC
 Thursday Boots
 TIAA
 Tincum
Torch Capital
 Torchlight Investors
 Towle & Co.
 Traders Club Brasil
 Trispan Rising Stars LP
 Trivest Partners
 Tudor Pickering & Holt
 Twilio
Twitter
Uber
UBS
 Under Armour
 Unilever
 United States Army
 United States Coast Guard
 United States Tennis Association
 Universal Pictures
 US Navy Civilian Institutions (CIVINS)
 USAA Real Estate Company
 Vanguard Group, The
 Variety Boys & Girls Club of Queens
 VaynerMedia
 Venrock
 Verition Funds
 Verizon
 Vestwell

Via Transportation Inc.
Viacom, Inc.
 Virtus
 Visa
 VMG Partners
 Wachtell, Lipton, Rosen & Katz
Walmart, Inc.
Wayfair
 Webster Capital
 Wedge Capital Management
 WeissBecker
 Wells Fargo Securities
 Welltower
 WeWork
 WHA Corporation Public Company
 Limited
White Star Capital
 Wicks Group of Companies, The
**William Blair Investment
 Management**
 Willow Tree Credit Partners
 Wipro Limited
 WS Development
 Wyndham Hotel Group
 XP Investimentos
 Yeezy
 Yoox Net-A-Porter
 Yumble
 Zeckendorf Development, LLC
 ZS Associates
 Zweig DiMenna

TOP EMPLOYERS OF 2018 INTERNS

	Total
J. P. Morgan	18
Amazon	15
Bain & Company	14
The Boston Consulting Group	14
Goldman, Sachs & Co.	14
McKinsey & Company, Inc.	13
Google	12
Credit Suisse	11
Morgan Stanley	9
Apple	8
Evercore	8
Anheuser-Busch InBev	7
Deloitte Consulting	7
PwC Strategy&	7
Ernst & Young	6
Bank of America Merrill Lynch	5
Citi	5
Facebook	5
Macquarie Capital	5
Pfizer, Inc.	5
A. T. Kearney	4
American Express	4
Barclays	4
Capital Group	4
Invesco	4
Novartis Pharmaceuticals	4
PayPal	4
Perella Weinberg Partners	4
Restaurants Brands International	4
T. Rowe Price	4
AB Bernstein	3
ConsenSys	3
Deutsche Bank	3
The Estée Lauder Companies	3
Johnson & Johnson	3
Lazard	3
Microsoft Corporation	3
Moelis & Company	3
PGIM Real Estate	3
Samsung	3
UBS	3
William Blair Investment Management	3

HIRING COLUMBIA TALENT

Manage your recruiting activities on the Career Opportunity Information Network (COIN).

www.gsb.columbia.edu/jobpost



Connect with dedicated **account managers** for on-campus recruiting interviews and related activities.
www.gsb.columbia.edu/recruiters/contact



Post summer and school-year internships and part-time, full-time, and experienced-hire opportunities.
www.gsb.columbia.edu/jobpost



Search **online résumé databases** that include student and alumni profiles and career preferences.
www.gsb.columbia.edu/recruiters/resume-databases

To access the Recruiters' Guide, post jobs, or contact a member of the Career Management Center:

VISIT
www.gsb.columbia.edu/recruiters

E-MAIL
careermanagementcenter@gsb.columbia.edu

CALL
 212-854-5471



Columbia Business School
AT THE VERY CENTER OF BUSINESS™

CAREER MANAGEMENT CENTER

Post positions: www.gsb.columbia.edu/jobpost | Recruiters' website: www.gsb.columbia.edu/recruiters
careermanagementcenter@gsb.columbia.edu | 212-854-5471