

# SACHS Shocks

for Commercial Vehicles

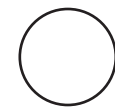
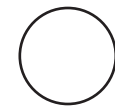
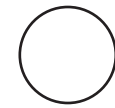
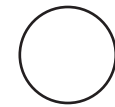
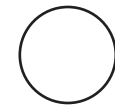
ZF Services, LLC  
 777 Hickory Hill Drive  
 Vernon Hills, IL 60061  
 Phone: 800 321 0784

[www.zf.com/us/sachs](http://www.zf.com/us/sachs)

©2018 ZF North American Operations, Inc. All Rights Reserved. No portion of this work may be reproduced or copied by any means without the prior approval of ZF North American Operations, Inc.



[facebook.com/ZFAftermarketUSCAN](https://facebook.com/ZFAftermarketUSCAN)  
[twitter.com/ZFAftermarketUS](https://twitter.com/ZFAftermarketUS)  
[youtube.com/ZFServicesNA](https://youtube.com/ZFServicesNA)



2018

SACHS Shocks for Commercial Vehicles in U.S. and Canada



Printed in U.S.A.  
 12476 EN:000





2018



# SACHS Shocks

for Commercial Vehicles



# *Manufacturing & Development*

## *In North America*



Development Center  
Northville, MI USA



Manufacturing  
El Salto Mexico

ZF is centered in the heart of the automotive industry with a North American Headquarters & Technical Center in Northville, MI. Our strong market position and worldwide technological leadership is due in large part to a growing customer base in the North American Region. As a leading supplier of driveline and chassis technology, it is essential for ZF to be close to its customers, allowing for the adaptation of new & existing technology to meet the needs of our local market.

The SACHS division in Mexico has the largest and most modern plant in the Americas for the manufacturing of shock absorbers with a capacity of over 20 million shocks annually. SACHS supplies to both original equipment manufacturers and the aftermarket. With more than 64 manufacturing facilities and over 31,900 employees in the NAFTA Region, ZF is focused on meeting and exceeding the needs of our North American customers.

### Customer Service & Technical Hotline

**1-800-321-0784**

Dial 1 for Customer Service 7:00 am - 6:00 pm Central Standard Time  
Dial 2 for Technical Support 7:00 am - 4:00 pm Central Standard Time



# *Performance Maximized*

## *The Story Behind SACHS OE Shocks*

### *SACHS - The Largest Class 8 Supplier of Shocks*



Since ZF was founded in 1915, it has grown to become the world's leading OE supplier of driveline and chassis technology, as well as active and passive safety technology to the commercial vehicle, passenger car, off road, rail, marine and aviation industries.

Worldwide, the SACHS division of ZF is the largest manufacturer of shocks and struts. The SACHS division in Mexico has the largest and most modern plant in the Americas, supplying to both original equipment manufacturers and the aftermarket.

### *Largest OE Producer for Medium & Heavy Duty*

Knowing that shocks are critical in the performance and ride of any commercial vehicle, SACHS designs quality shocks with durability, reliability and performance to enhance the ride and give the shock a longer life.

SACHS has continued to be the best kept secret for commercial vehicle shocks. We are the world's largest OE manufacturer of shock absorbers for medium and heavy duty vehicles. SACHS is also North America's largest OE supplier of Class 8 shock absorbers.

SACHS has a 100+ year track record of technological and quality leadership in addition to one of the largest shock and strut manufacturing bases in the world. In the aftermarket, professionals can trust SACHS quality to maintain the positive reputation of their business; technicians can rely on SACHS for a perfect fit, and drivers can expect preferred handling and control.



# SACHS Shocks

## Product Features and Benefits

### 1 Durability → Micro-Polished Chrome Piston Rods

SACHS micro-polished chrome piston rods are hardened for maximum strength. The chrome fights rust and provides a low friction surface that prevents leakage and seal damage. Our rods are manufactured to the tightest tolerance for straightness to minimize heat buildup, insuring long shock life.

### 2 Endurance → Polished Cylinder, Banded Piston and Double Viton Seal

SACHS working cylinders are drawn to precise dimensions and are polished smooth to prevent sintered ring wear. Our sintered piston ring effectively seals the cylinder while preventing cylinder wear. SACHS advanced double lip seal technology uses a special Viton synthetic rubber material which is highly wear resistant and provides excellent performance between -40°F to 320°F. Our latest OE technology Viton seal keeps the oil in and the contaminants out even in the harshest weather conditions.

### 3 Safety & Comfort → Two Different Valving Technologies

SACHS offers two different valving technologies to provide both driving comfort and safety by closely matching the different needs of taper leaf and air suspension systems. For air suspensions our new valve technology uses a pre-load element for a “digressive” setting that is specifically aligned to the spring stiffness. This new valve technology provides more controlled damping at both low and high velocity speeds. For taper leaf suspensions our “linear” valving adds dampening force as speed increases, providing maximum damping when you need it most.

### 4 Reliability → Extra Thick Steel Eyerings and One Piece Forged Stem

Our one piece stamped extra thick steel eyerings and one piece forged stem and cap assembly provides maximum strength and resists breaking. Combined with additional reinforced arc welds, SACHS end mounts are built to withstand the heaviest loads.

### 5 Protection → Hydraulic Stop


Our state of the art hydraulic stop traps a cushion of fluid between the piston and rod guide by blocking the oil flow between the rod guide and the hydraulic stop. SACHS hydraulic stop prevents the shock from topping out and the suspension from over-extending; improving ride control, comfort and system durability.



# *Assembly Process*

## *Premium Manufacturing*

Every shock we make, is outfitted with premium features to ensure utmost durability, reliability and performance. To ensure the highest quality, SACHS products are engineered to meet the highest OE manufacturing specifications.



### **Reservoir tubes are rolled closed.**


→ By rolling the cylinder closed it eliminates the heat of welding and prevents internal flaking of the reserve tube, which could allow flakes into the valve and reduce shock life.

### **Unique closing process increases internal pressure and decreases internal tolerances.**

→ Reduces component wear and maintains optimal damping forces.

### **Shocks are cleaned, phosphate coated and finished with an electrostatic painting process.**

→ This process ensures long lasting paint, which prevents rusting that could produce break points and leaks.



### **Bushings are installed after painting and baking.**

→ Installing bushings post paint prevents premature aging of the bushing material.

### **Final test is performed on every shock to ensure correct damping forces.**

→ The final test ensures consistent quality and performance.



## Table of Contents

Important Notice	ii	Mitsubishi – Fuso	48
<b>Chassis Section</b>		Mor-Rydesuspension	48
ACF Brill Bus	1	Motor Coach Ind. (M.C.I.)	48
Advance Mixer	1	Newell Bus	48
Arvin Meritor	1	New Flyer	48
Autocar	1	North American Bus Industries	48
Benson Trailer	1	Nova Bus	49
Binkley	1	Ole Granning	49
Bluebird School Bus	1	Orion Bus	49
Brockway School Bus	2	Oshkosh	50
Built Rite Trailer	2	Osterlund Truck	50
Carpenter Bus	2	Ottawa	50
Cascade Trailer	2	Page Suspension	50
Challengecook	2	PAI Corporation	50
Chalmers Suspension	2	Peerless Trailer	50
Chance Bus	2	Peterbilt	50
Chevrolet	3	Pierce Manufacturing Inc.	51
Clark Equipment	5	Prevost	52
Country Coach	5	Rex Mixer	52
Crane Carrier	5	Reyco Suspension	52
Crown Coach	5	Ridewell Corporation	53
Diamond Rio	5	SAF/Holland	54
Dodge	5	Spartan Motors	56
Duplex Truck	6	Sterling	56
Dura Suspension	6	Thomas Built Bus	58
Eagle Bus	6	Trailmobile Canada Corp.	58
East Manufacturing Trailer	6	Tuthill Technologies	59
Ford	6	Twin Coach	59
Freightliner	12	UPS Truck	60
Freightliner Custom Chassis	16	Volvo	60
Fruehauf	18	Watson & Chalin Suspension	63
General Trailer Co.	18	Western Star	64
Gillig	18	Western Unit	65
GMC	18	<b>Cab Section</b>	
Great Dane Trailer	22	Ford	66
Hardee Manufacturing	22	Freightliner	66
Hendrickson	22	Freightliner Custom Chassis	67
Highway Product	29	GMC	67
Hino	29	International	68
Hyster	29	Kenworth	68
Hutchens Suspension	29	Link Cabmate Air Suspension	70
IC Bus	29	Mack	70
International	29	Mercedes-Benz	71
Isuzu	38	Peterbilt	72
John Deere	38	Sterling	72
Kenworth	38	Volvo	72
Link	42	Western Star	72
Lodal Refuse Haulers	42	OEM Interchange	73
Mack	42	Gabriel - SACHS Interchange	85
Maeco	46	Meritor - SACHS Interchange	88
Marmon Motor	47	Monroe - SACHS Interchange	89
Matson School Bus	47	Specification Chart	91
Mc Neilus Truck & Man.	47	Customer Service & Technical Hotline	Back Cover
Mercedes-Benz	47		



## CHASSIS SECTION

		OEM Number		
---	---	------------	---	---

### ACF BRILL BUS

	All w/ OEM Number	659129 661732	316 841 316 839	316 841 316 839
--	-------------------	------------------	--------------------	--------------------

### ADVANCE MIXER

	All w/ OEM Number	12111 ADV		317 530
--	-------------------	-----------	--	---------

### ARVIN MERITOR

	All RHP11 w/ Air Suspension RideSentry Trailer Suspension	A-3280-M-9711 A-7805L-1000		316 488 316 488
	All Trailer Air Suspension FS230T	671020 671507 21227751 A-7805L-1026		317 944 317 944 317 944 317 944
	All w/ OEM Number	671507		317 944

### AUTOCAR

	All ACM & ACL Models	35901-3201		316 311
	All w/ Air Suspension & OEM Number	8026658 8071524 60680-003		316 818 317 783 316 833

### BENSON TRAILER

	All Models w/ Neway Air Suspension & OE Number	90044089		315 544
--	--	----------	--	---------

### BINKLEY

	All w/ OEM Number	6898 16965		315 554 315 554
--	-------------------	---------------	--	--------------------

### BLUEBIRD SCHOOL BUS

#### ALL AMERICAN SERIES (FE & RE MODELS)

	All Front w/ Hendrickson Parasteer Suspension	00040015	316 488	
	All Front w/ Hendrickson AirtekSuspension	00110808	315 544	
	All Front w/ Parabolic Leaf Spring	1658525	317 942	
	All Rear w/ Hendrickson Comfort Air Suspension	00085991 60998-003		315 611 315 611

#### TC 2000 BUS, TC/2000 FE SERIES

	All Front w/ Leaf Spring	1317767 1667831	315 594 315 594	
	All Front w/ Parabolic Leaf Spring	1658525	317 942	
	All Rear w/ Neway Air Suspension	90045050		317 954

#### VISION SERIES

10-05	w/ Rear Leaf Spring Suspension	0088035 47 1700 000 464		315 389 315 389
	Rear w/ Hendrickson Comfort Air Suspension	00085991 60998-003		315 611 315 611



## CHASSIS SECTION

		OEM Number		
---	---	------------	---	---

### BLUEBIRD SCHOOL BUS (Continued)

ADDITIONAL APPLICATIONS				
	All Buses w/ Neway Air Suspension & OEM Number	90044448		316 830
		90045083		317 964
		1526417		317 533
	All Buses w/ Reyco Air Suspension & OEM Number	1668730		410 057
		1722222		410 057
	All w/ OEM Number	1722214		316 308
		300-0823047		315 392
		1962430	317 782	317 782
	All City Bird Buses w/ 1 " Mounting Pins & OEM number	614966	317 941	
	All School Bus w/ 1" Mounting Pins & OEM Number	614966	317 941	

### BROCKWAY SCHOOL BUS

	All 257T, 260S, 260T	—	317 782	
	All w/ OEM Number	152412	316 839	
		515231	315 392	
		14QK-281P10	315 556	
		530873	317 782	

### BUILT RITE TRAILER

	All w/ Air Suspension	318-06-100		315 554
--	-----------------------	------------	--	---------

### CARPENTER BUS

	All w/ OEM Number	63-0001	316 308	316 308
--	-------------------	---------	---------	---------

### CASCADE TRAILER

	All w/ Air Suspension	120-1		315 554
--	-----------------------	-------	--	---------

### CHALLENGE COOK

	All w/ OEM Number	632147		317 955
		632155		317 928


### CHALMERS SUSPENSION

	800 Series 40K - 58K Tandem Truck Suspension w/ Standard Shock	665174		315 423
	800 Series 40K - 58K Tandem Truck Suspension w/High Mount Shock	800670		317 953
	800 Series 40K - 58K Tandem Truck Suspension w/Low Mount Shock	800781		315 556
	1000 Series 23K Lbs single axle Truck Suspension	665174		315 423
	1030 Series 30K Lbs single axle Truck Suspension	665174		315 423

### CHANCE BUS

	All w/ OEM Number	6892	317 782	317 782
		6893	410 056	410 056
		59039	317 782	317 782
		728600	410 056	410 056


## CHASSIS SECTION

		OEM Number		
---	---	------------	---	---

### CHEVROLET

C SERIES / KODIAK (C40-C70 & C4500-C8500)				
09-08	All Conventional Cab w/ OEM Number	88982682	316 303	
09-97	All w/ OEM Number	15174898	316 303	
07-97	All Conventional Cab w/ OEM Number	15887728	316 303	
	All w/ OEM Number	15123676	316 303	
07-90	All C Chassis - Conventional Cab	15588554	316 303	
		22064230	316 303	
02-90	All Conventional Cab (Drive Axle) w/ 16,900 lb. Taper Leaf Spring	22064489		510 017
01-96	All Conventional Cab (Drive Axle) w/ Hendrickson Air Suspension	12474917		410 057
		15740554		410 057
89-76	All C & M Chassis - 97" BBC Conventional Cab	22012095		315 542
		22012096		316 320
89-75	All C Chassis - Conventional Cab w/ 20,800 & 23,000 lb. Rear Axles	22012166		315 542
89-73	All C Chassis - Conventional Cab	22012095		315 542
		22012166		315 542
	All C Chassis - Conventional Cab (Exc. 20,800 & 23,000 lb. Rear Axles)	3192892		316 320
		22012096		316 320
All C Chassis - Conventional Cab w/ 20,800 & 23,000 lb. Rear	22012169		316 320	
	4940606		315 542	
80-79	All W Chassis - 72" BBC Steel Tilt Cab	22002293	315 542	
		22007751	315 542	
80-75	All C & M Chassis - Conventional Cab	4975510	316 320	
80-73	All C Chassis - Conventional Cab All C & T Chassis - Conventional & Tilt Cab w/ 5,000 & 7,000 lb. Axle	22012096		316 320
		3192890	315 542	
		4940606	315 542	
		4940662	315 542	
		4975497	315 542	
		22002293	315 542	
		22007701	315 542	
		22007751	315 542	
		22012095	315 542	
All R Chassis - Rear Engine Bus	5552451	315 392		
	22012090	315 392		
72-71	All Conventional Cab & Tilt Cab w/ 9,000 & 11,000 lb. Axles All TDM 4 Cycle Detroit Diesel w/ Tandem Axle (Exc. Tilt Cab)	4940606		315 542
		22012095		315 542
		4940606		315 542
72-69	All (Exc. Tilt Cab)	22012095		315 542
		3192892	316 320	316 320
72-66	All 72" BBC Steel Tilt Cab w/ V6 2 Cycle Diesel Engine	22012096	316 320	316 320
		3171462	315 542	
		3192890	315 542	
		22012095	315 542	

## CHASSIS SECTION

		OEM Number		
---	---	------------	---	---

### CHEVROLET (Continued)

C SERIES / KODIAK (C40-C70 & C4500-C8500) (Continued)				
	All 72" BBC Steel Tilt Cab w/ V6 2 Cycle Diesel Engine 17201 & 17221 Axle	3192892 22012096		316 320 316 320
	All 72" BBC Tilt Cab w/ V6 2 Cycle Diesel Engine 19101 & 19201 Axle	4940600		315 432
70-69	All D-D Forward Control w/ 9,000 & 11,000 lb. Axles (Exc. Tilt Cab)	22012096	316 320	
	All D-D Forward Control w/ Tilt Cab	4940606 22012095	315 542 315 542	
	All (Exc. Tilt Cab)	3192892		316 320
69-68	All w/ 9,000 & 11,000 lb. Axles (Exc. Tilt Cab)	4940606 22012095	315 542 315 542	
68	All Cowl (Exc. School Bus)	3192892 22012096	316 320 316 320	
68-67	All TDM 4 Cycle Detroit Diesel w/ Tandem Axle (Exc. Tilt Cab)	3192892 22012096		316 320 316 320
68-63	All C-40, C-50, M-50, P-40, T-50	—	315 542	
	All C-40, C-50, C-60, M-50, M-60, P-40, T-50, T-60	—		316 320
	All C & M Chassis - Conventional Cab	4975467 4975494 22007750	315 544 315 544 315 544	


### SCHOOL BUSES

07-97	All B6, B7 School Bus Chassis	15123676	316 303	
89-73	All S Chassis - School Bus (Exc. 20,800 & 23,000 lb. Rear Axle)	3192892 22012096 22012169		316 320 316 320 316 320
80-73	All R Chassis - Rear Engine Bus	5552452		316 841
	All S Chassis - School Bus	22012096		316 320
72-69	All S-40, S-50, S-60 School Bus	3192892 22012096	316 320 316 320	316 320 316 320

### T SERIES – T5500, T6500, T7500 & T8500

02-97	All Tilt Cab (Drive Axle) w/ 16,900 lb. Taper Leaf Spring	22064489		510 017
	All Tilt Cab FL1 Axle (8,100 lb.)	22064805 22165188	316 312 316 312	
	All Tilt Cab FL2 Axle (11,000 lb.)	22064807 22166442	316 312 316 312	
	All Tilt Cab FL3 Axle (14,575 lb.)	22064806 22165189	316 312 316 312	
01-96	All Tilt Cab (Drive Axle) w/ Hendrickson Air Suspension	12474917 15740554		410 057 410 057
80-73	All T & W Chassis - 72" BBC Steel Tilt Cab (4x2) w/ V6 Diesel Engine	4975497 22007751 22012095	315 542 315 542 315 542	
80-70	All T & W Chassis - 72" BBC Steel Tilt Cab w/ V6 Gas Engine	5552452 22012091	315 392 315 392	

## CHASSIS SECTION

		OEM Number		
---	---	------------	---	---

### CHEVROLET (Continued)

WSERIES (ISUZU)				
6/95-87	All W4 Series (Steering Axle) (Diesel) w/ 13000 lb. Suspension	97083029	317 945	
	All W4 Series w/OEM number	9-51630-666-0 9-51630-666-2		317 938 317 938
	All w/ OEM Numbers	94033786 8-97083-029-0	317 945	317 938

ADDITIONAL APPLICATIONS				
	All w/ OEM Number	3581109C4 3919935 3919940 3919943 3919958	316 817 316 814 315 546 316 816	316 816 316 818

### CLARK EQUIPMENT

	All Ross Carrier	355778 680042	317 953 317 953	317 953 317 953
--	------------------	------------------	--------------------	--------------------

### COUNTRY COACH

	All MotorhomeChassis For Class A - All w/ OEM Number	89406	317 774	
--	--	-------	---------	--

### CRANE CARRIER

	All w/ OEM Number	277A-8 680091	315 392 315 392	
--	-------------------	------------------	--------------------	--

### CROWN COACH

	All w/ Steel Spring Suspension	3188729	316 841	316 841
--	--------------------------------	---------	---------	---------

### DIAMOND REO


	All CF Series	220-55-8	317 957	
--	---------------	----------	---------	--

### DODGE

D SERIES- CONVENTIONAL CAB 4 X 2				
78-74	All D-500,D-600,D-700,D-800	3633643		317 966
73	All D-500, D-600, D-800	2516009		317 966
LN & LNT - CONVENTIONAL CAB				
72 - 64	All LN, LV Models	2516009		317 966
LNT, LVT, NLT, VLT- TILT CAB 6 x 4				
73 - 64	All LNT, LVT Models	2516009		317 966

MOTORHOME CHASSIS FOR CLASS A				
81-73	All M & R-300, 400, 500 Motorhome Chassis	3638112		317 966
72-63	All M-300, M-375 & R-375 Motorhome Chassis	2961043 3633744		317 966 317 966

## CHASSIS SECTION

		OEM Number		
---	---	------------	---	---

### DODGE (Continued)

#### P-MODELS-FORWARD CONTROL

82-72	All P-300			317 966
-------	-----------	--	--	---------

#### SCHOOL BUS

78 - 74	All S-600, S-700	3633643		317 966
73 - 72	All S-500, S-600	2516009		317 966

#### W- SERIES AND POWER WAGONS

78-74	All W-600 Models	3633643		317 966
-------	------------------	---------	--	---------

### DUPLEX TRUCK

	All w/ OEM Number	59024	315 423	315 423
		7604-3371	315 423	315 423

### DURA SUSPENSION

	All w/ OEM Number	59024		315 423
		59030		410 056
		665133		410 056
		665267		315 423
		1080099		410 056
		7604-3371		315 423

### EAGLE BUS

	All Silver Eagle Bus w/ OEM Number	70039	316 841	316 841
		680091	316 841	316 841
		01-0100-905	315 426	315 426

### EAST MANUFACTURING TRAILER


	All w/ Hendrickson HT-230 Rear Air Suspension	A-20002		510 017
		A-20126		510 017
	All w/ OEM Number	517-05808-20		317 536

### FORD

#### AEROMAX SERIES

97-96	All w/ 12,000 lb. 60" Taper Leaf Spring	F6HT-18045-EB	316 819	
		F6HT-18045-EC	316 819	
	All w/ 13,200 & 14,600 lb. 54" Taper Leaf Springs	F6HT-18045-GB	316 819	
		F6HT-18045-GC	316 819	
	All 9500 (113" & 122" BBC) Series w/ 8500, 9000 lb. 54" Taperleaf Springs	F6HT-18045-HC	317 960	
	All 9500 (113" & 122" BBC) Series w/ 10,000, 12,000 lb. 54" Taperleaf Springs	F6HT-18045-AC	317 960	
	All AeroMax 9500 (113" & 122" BBC) Series w/ Hendrickson HAS-40LH Air Suspension	57241-2		316 821
	All w/ Hendrickson HAS-40LH Air Suspension	F6HT-18080-DA		316 821
		F6HZ-18125-B		316 821

## CHASSIS SECTION

		OEM Number		
---	---	------------	---	---

### FORD (Continued)

AEROMAX SERIES (Continued)				
96-91	All LA-8000, LA-9000, LLA-9000, LTA-9000, LTLA-9000 Series w/ Hendrickson Rear Air Suspension	47902-28		410 057
	All w/ OEM Number	F4HT-18080-AB		410 032
		F6HT-18080-CA		410 032
		F6HT-18080-FC		410 057

B SERIES – BUS COWL CHASSIS				
94-91	All B-600, B-700, B-800, B-7000	F1HT-18045-AA	316 838	
90-80	All B-600, B-700, B-800, B-7000	D7HT-18080-DA		316 839
		E0HT-18045-AA	316 838	
79-77	All B-600, B-750 w/ 18,500 lb. Axle	D7HT-18080-DA		316 839
79-70	All B-500, B-600, B-700, B-750	D7HT-18045-GA	317 958	
79-61	All B-500, B-600, B-700, B-750	D7HT-18080-BA		317 957

C & CT SERIES – TILT CAB				
90-80	All C-600, C-700, C-800, CT-800, C-7000, CT-8000 w/ 4,040, 5,400 lb. Springs and 7,000, 9,000, 12,000 lb. Axles	D2EF-18045-AA	316 837	
90-80	All C-600, C-700, C-7000, C-800, C-8000, CT-800, CT-8000 w/ 3100 lb. Spring and 7000 lb Axle	D7HT-18045-JA	317 958	
79-72	All C-750, C-800, C-850, C-900, CT-750, CT-800, CT-850, CT-900 w/ 9,000, 11,000, 12,000, 15,000 lb. Axle	D2KF-18045-AA	316 837	
79-76	All C-600, C-700, C-750, C-800, C-900, CT-800, CT-900	D2EF-18045-AA	316 837	
		D7KF-18045-EA	316 837	
75-72	All C-800, C-850, C-900, CT-800, CT-850, CT-900 w/ 11,000, 12,000 lb. Axles	D1TF-18045-LA	316 837	
73-71	All C-500, C-550, C-600, C-650, C-700, C-750 w/ 6,000, 7,000 lb. Axle	D1TF-18045-LA	316 837	
71-69	All C-800, C-850, C-900, CT-800, CT-850, CT-900, CT-950 w/ 9,000-15,000 lb. Axle	C8HA-18045-A	316 837	
69-67	All C-600, C-650, C-700, C-750, C-800, C-850, C-1000 w/ 7,000-5,000 lb. Axles and 175" Wheel Base	C8HA-18045-A	316 837	
69-67	All C-600, C-650, C-700, C-750, C-800, C-850, C-1000 w/ 7000, 9000, 11000, 12000, 15000 lb. Axles — Exc. with 175" Wheel Base	D2HF-18045-CA	317 958	
67-64	All C-550, C-600, C-650, C-700, C-750	C6PF-18077-F		317 957
66-64	All C-700/1100, CT-700/1100 w/ 7000, 9000, 11000, 15000 lb. Axles	D2HF-18045-CA	317 958	

CF SERIES				
97-92	All CF-7000, CF-8000 or CFT-8000 Models with 9000 lb Axle	F2HT-18045-BA	317 953	
97-93		F2HT-18045-CA	317 953	
97-86	All CF-7000, CF-8000 with 12000 lb or 13000 lb Axle	E5HT-18045-AA	317 953	
94-86	All CF-600, CF-700	E5HT-18045-AA	317 953	
90-86	All CF-7000	87HU-18045-AA	317 953	

## CHASSIS SECTION

		<b>OEM Number</b>		
---	---	-------------------	---	---

### FORD (Continued)

CL & CLT SERIES – HIGHWAY TRACTOR TILT CAB				
91-90	All CL-9000, CLT-9000 w/Multileaf Spring	F1HT-18045-NA	317 953	
91-78	All CL-9000, CLT-9000 w/Multileaf Spring	D7HT-18045-NA	317 953	
90-78	All CL-9000, CLT-9000 w/ Rear Tandem Axle with Neway Suspension	D7HA-18080-AA		317 934
89-78	All CL-9000, CLT-9000 w/ Single Rear Axle Suspension	D4HA-18080-AA		315 432

F SERIES – CONVENTIONAL CAB				
-15	All F-650, F-750 with 21,000 lb Rear Air Suspension	3578858C1 3578858C2 4C4Z-18125-DA		317 773 317 773 317 773
03-00	All F-650, F-750 w OE Number	F81A-18080-ZC		315 426
97-94	All F-700, F-800 with Taperleaf Springs and with 6000, 7000, 8500, 9000 lb Axles	F4HT-18045-AB F4HT-18045-AC	315 432 315 432	
97-94	All F-700, F-800 w/ 15,000, 17,500, 19,000 lb. Taper Leaf Springs	F4HT-18080-AB		410 032
97-86	All F-700, F-800	E6HT-18080-AA		410 032
94-89	All F-600, F-700 LPO (Low Profile Vehicle)	E9HS-18045-AA	316 307	
94-80	All F-600, F-700, F-800, F-6000, F-7000, F-8000, FT-700, FT-800, FT-8000 (Exc. 9,000 lb. Axle w/ HD Suspension & 12,000 lb. Axle)	E0HT-18045-AA	316 838	
1990	All F-700, F-800 w/ Multi Leaf Spring	F1HT-18045-AA	316 307	
90-86	All F-600	E6HT-18080-AA		410 032
90-83	All F-600, F-6000, F-700, F-7000, F-800, F-8000, FT-700, FT-800, FT-8000 w/ 9000 lb. Axle with H.D. Suspension & 12000 lb. Axle	D2HF-18045-AA D7HT-18045-CA	317 939 317 939	
90-80	All F-600, F-700, F-800 w/ 13000 & 15000 lb. Rear Axles	D7HT-18080-BA		317 957
90-80	All F-600, F-700, F-800 w/ 17,000, 18,000 lb. Rear Axles	D7HF-18080-AA D7HT-18080-DA		316 839 316 839
79-78	All F-800 w/ 9,000 lb. Axle	D2EF-18045-AA D7HT-18045-BA	316 837 316 837	
79-76	All F-700, F-800 & OEM Number	D2TF-18045-AA	316 837	
79-76	All F-800 & OEM Number	D7HT-18045-GA D2HT-18080-HA D7HT-18080-BA	317 958 Rear Rear	317 957 317 957
79-73	All F-700 (Diesel), F-750 w/ 9,000 lb. Axle	D2EF-18045-AA D7HT-18045-BA	316 837 316 837	
79-71	All F-600 (4x4)	D2HT-18045-GA	317 958	
79-70	All F-600, F-650, F-700, F-750 w/ 5500, 6000, 7000 & 9000 lb. Axles	D2HT-18045-GA	317 958	
79-64	All F-600, F-650, F-700, F-750	C7PF-18077-A D7HT-18080-BA		317 957 317 957
77-70	All F-500	D2HT-18045-GA	317 958	
77-64	All F-500	C7PF-18077-A		317 957
72-71	All F-700 (Diesel), F-750 w/ 9000 lb. Axle	D2HF-18045-CA	317 958	
70	All F-700 w/ 9000 lb. Axle	D2HF-18045-CA	317 958	

## CHASSIS SECTION

		OEM Number		
---	---	------------	---	---

### FORD (Continued)

#### F SERIES – CONVENTIONAL CAB (Continued)

69-64	All F-800, F-850, F-900, F-950, F-1000 w/ 6,000, 7,000, 9,000, 11,000, 12,000, 15,000, 18,000 lb. Axles	C1TT-18045-C C6PF-18077-DL	316 837 316 837	
69-64	All F-950, F-1000, F-1100 Diesel w/ 7000 lb. Axle	C6PF-18077-DN	317 939	
67-64	All F-600, F-700, F-750	C7PF-18077-A		317 957

#### F59

	All w/ OEM Number	47 1700 007 203 DU94-18045-CB 47 1700 007 117 47 1700 009 775 DU94-18080-CA DU94-18080-CB	316 491 316 491	316 493 316 490 316 493 316 490
--	-------------------	--	--------------------	--

#### FT SERIES – CONVENTIONAL CAB

97-94	All FT-900 w/ Taperleaf Springs and with 6000, 7000, 8500, 9000 lb Axles	F4HT-18045-AB	315 432	
	All FT-900 w/ 14,600 lb. Multi Leaf Spring	F4HT-18045-EA	315 554	
	All FT-900 w/ 15,000, 17,500, 19,000 lb. Taper Leaf Springs	F4HT-18080-AB		410 032
97-90	All FT-900	E6HT-18080-AA		410 032
94-90	All FT-900 w/ 9,000 lb. Axle w/ HD Suspension & 12,000 lb. Axle	E9HS-18045-AA	316 307	
	All FT-900 w/ 10,000, 11,000, 12,000 lb. Axles & OEM Number	F1HT-18045-AA	316 307	
94-89	All FT-900 LPO (Low Profile Vehicle)	E9HS-18045-AA	316 307	

#### H AND HT SERIES - HI-TILT CAB

66-61	All HT-950 w/ 12000 & 15000 lb. Axle	-	317 939	
63-61	All HT-950 w/ 11000 lb. Axle	-	317 939	

#### L, LT & LTS SERIES – CONVENTIONAL CAB

97-91	All L-8000, L-9000, LT-8000, LT-9000 w/ Multi Leaf Spring & OEM Number	F1HT-18045-DA	316 837	
97-91	All L-8000, L-9000, LT-8000, LT-9000 w/ 4500, 5400, 6000, 7200, 10000 lb Multileaf Springs and with 10000, 12000, 13200, 16000 lb Axles	F1HT-18045-DB	317 958	
97-90	All L-8000, L-9000, LT-8000, LT-9000 w/ 52" Taperleaf Spring	F1HT-18045-GA	315 400	
90-73	All L-800, L-8000, L-900, L-9000, LT-800, LT-880, LT-8000, LT-900, LT-9000 w/ 7,000, 9,000, 12,000 lb. Axles	D2KF-18045-AA D7HF-18045-FA	316 837 316 837	
	All L-800, L-850, L-900, L-9000, LT-800, LT-850, LT-880, LT-900, LT-9000, LTS-800, LTS-850, LTS-900 w/ 7,000-16,000 lb. Axles	D7HT-18045-DA D2HF-18045-BA	316 838 316 838	
89-73	All LTS-800, LTS-850, LTS-900, LTS-9000 w/ 16,000 lb. Axle	D0HA-18045-E D2HF-18045-DA D7HT-18045-EA	316 837 316 837 316 837	



## CHASSIS SECTION

		OEM Number		
---	---	------------	---	---

### FORD (Continued)


L, LT & LTS SERIES – CONVENTIONAL CAB (Continued)				
85-73	All L-800, L-8000, L-900, L-9000, LT-800, LT-880, LT-8000, LT-900, LT-9000, LTS-8000, LTS-900, LTS-9000 w/ 7000, 9000, 12000, 16000 lb. Axles	D2HF-18045-AA D2HT-18045-CA	317 939 317 939	
	All w/ OEM Number	D2EF-18045-AA D7HT-18045-BA	316 837 316 837	

LL, LLA, LTA, LTL, LTLA - CONVENTIONAL CAB				
97-91	All LL-9000 w/ 4500, 5000, 6000 lb Springs and w/ 10000, 11000, 12000 lb Axles	F1HT-18045-DB	317 958	
96-91	All LLA-9000, LTLA-9000 w/ 4500, 5400, 6500 lb 58" Parabolic Taperleaf Spring	F1HT-18045-HB	315 400	
96-91	All LTA-9000, LLA-9000 or LTLA-9000 Models w/ 4500, 5400, 6000, 7200 or 10000 lb. Multileaf Spring	F1HT-18045-CA	317 958	
85-80	All LTL-900, LTL-9000 w/ 7000, 9000, 12000 lb. Axles	D2HF-18045-AA	317 939	

LN & LNT SERIES – CONVENTIONAL CAB				
97-91	All LN-7000, LN-8000, LN-9000, LNT-8000, LNT-9000 w/ Multi Leaf Spring	F1HT-18045-DA	316 837	
97-91	All LN-7000, LN-8000, LN-9000, LNT-8000, LNT-9000 w/ 4500, 5400, 6000, 7200, 10000 lb Multileaf Springs and w/ 10000, 12000, 13200, 16000 lb Axles	F1HT-18045-DB	317 958	
97-90	All LN-7000, LN-8000, LN-9000, LNT-8000, LNT-9000 w/ 52" Taperleaf Spring	F1HT-18045-GA	315 400	
90-80	All LN-600, LN-700, LN-7000, LN-800, LN-8000, LNT-800, LNT-8000 w/ 3000, 3300 lb. Springs and 5000, 5500, 6000, 7000 lb. Axles	D7HT-18045-GA	317 958	
90-80	All LN-600, LN-700, LN-7000, LN-800, LN-8000, LNT-800, LNT-8000 w/ 4,400 lb. Spring and 7,000 & 9,000 lb. Axles	D2EF-18045-AA	316 837	
90-80	All LN-600, LN-700, LN-750W 11000, 13000, 15000, 17000LB.	D7HT-18080-BA		317 957
89-70	All LN-800, LN-850, LN-900, LN-8000, LN-9000, LNT-800, LNT-850, LNT-880, LNT-900, LNT-8000, LNT-9000 w/ 6,000-16,000 lb. Axle	D2HF-18045-BA D7HT-18045-DA	316 838 316 838	
81-76	All LN-800, LN-8000, LN-900, LN-9000, LNT-800, LNT-880, LNT8000, LNT-900, LNT-9000	D2HF-18045-AA D7HT-18045-CA	317 939 317 939	
79-76	All LN-600, LN-650, LN-700, LN-800 w/ OEM number	D2EF-18045-AA D7HT-18045-BA	316 837 316 837	
79-70	All LN-600, LN-650, LN-700, LN-750w/ 5000, 5500, 6000 & 7000 lb. Axles	D7HT-18045-GA	317 958	
77-76	All LN-800, LN-900, LN-8000, LN-9000, LNT-800, LNT-880, LNT-900, LNT-8000, LNT-9000	D2KF-18045-AA	316 837	
75-70	All LN-700, LN-750 Diesel w/ 9,000 lb. Axle	C1TT-18045-C D2EF-18045-AA	316 837 316 837	

LOUISVILLE SERIES – CONVENTIONAL CAB				
97-96	All w/ Hendrickson HA-210, HA-230, HAS-400 Rear Air Suspension	47902-28		410 057

## CHASSIS SECTION

		OEM Number		
---	---	------------	---	---

### FORD (Continued)

LOUISVILLE SERIES – CONVENTIONAL CAB (Continued)				
97-96	All w/ 8500, 9000 lb. 54" Taperleaf Springs	F6HT-18045-HC	317 960	
		F6HT-18045-HB	317 960	
97-96	All w/ 10000, 12000 lb. 54" Taperleaf Springs	F6HT-18045-AC	317 960	
97-96	All w/ 12,000 lb. 60" Taper Leaf Spring	F6HT-18045-EB	316 819	
96-	All w/ 13,200 & 14,600 lb. 54" Taper Leaf Springs	F6HT-18045-GB	316 819	
		F6HT-18045-GC	316 819	
96-	All w/ 14,600 & 16,000 lb. 54" Multi Leaf Springs All w/ OEM Number	F6HT-18045-CC	316 836	
		F6HT-18080-CA		410 032
		F6HT-18080-FC		410 057

LS & LST- CONVENTIONAL CAB				
97-90	All LS-8000, LST-8000, LS-9000, LTS-9000 w/ Multileaf Spring	F1HT-18045-CA	317 958	

N & NT SERIES – 89" BBC CONVENTIONAL CAB				
69-67	All N-750 w/ 9,000 lb. Axle	C1TT-18045-C	316 837	
	All N-850, N-900, N-950 w/ 6,000, 7,000, 9,000, 11,000, 12,000 lb. Axle	C1TT-18045-C	316 837	
	All N-850, N-900, N-950, N-1000, NT-850, NT-900, NT-950, NT-1000 w/ 6,000, 7,000, 9,000, 11,000, 12,000, 15,000, 18,000 lb. Axle	C1TT-18045-D	316 838	
69-64	All N-500, N-550, N-600, N-650, N-700, N-750	C7PF-18077-A		317 957
69-64	All N-800, N-850, N-900 Gas w/ 6,000 & 7,000 lb. Axle	C6PF-18077-DL	316 837	
	All N-800, N-850, N-900, N-950 w/ 6,000 & 7,000 lb. Axle (Exc. Diesel w/ 6,000 & 7,000 lb. Axle)	C1TT-18045-C	316 837	
69-64	All N-1100 w/ 11000 thru 15000 lb. Axles	C6PF-18077-DN	317 939	
67-64	All N-600, N-650, N-700, N-750 w/ 6,000 & 7,000 lb. Axle	C6PF-18077-DL	316 837	


P SERIES- PARCEL DELIVERY				
79-78	All P-600	D7HT-18080-CA		317 957
76-57	All P-500 & P-5000	-		317 957

T SERIES – CONVENTIONAL TANDEM				
69-64	All T-750, T-800, T-850, T-900, T-950 w/ 6,000, 7,000, 9,000, 11,000, 12,000, 15,000, 18,000 lb. Axle	C1TT-18045-D	316 838	
69-64	All T-750, T-800, T-850, T-900, T-950 w/ 9000 thru 15000 lb. Axles	C1TT-18045-E	317 939	
		C6PF-18077-DN	317 939	

W & WT SERIES – HI-TILT CAB HIGHWAY TRACTOR				
77-73	All W-900, WT-900 w/ Air Suspension	D2HZ-18080-A		315 432
		D4HA-18080-AA		315 432
77 - 66	All W-900, W-950, W-1000, WT-900, WT-950, WT-1000 W/ 12000 & 15000LB. Axle	C6TA-18045-Z	317 953	
		C6TA-18045-Y	317 953	

ADDITIONAL APPLICATIONS				
	All Models w/ Neway Air Suspension and OEM Number	90045099		315 431

## CHASSIS SECTION

		OEM Number		
---	---	------------	---	---

### FORD (Continued)

#### ADDITIONAL APPLICATIONS (Continued)

	All w/ OEM Number	F1HT-18045-KB F2HT-18045-DA F6HT-18045-MA F6HT-18080-EA	315 400 315 400 315 400		315 431
--	-------------------	--	-------------------------------	--	---------

### FREIGHTLINER

#### ARGOSY

	All w/ Airliner Low Profile Air Suspension (10,000, 12,000, 15,000 lb.)	16-16577-000 16-18711-000 47 1700 002 996			315 396 315 396 315 396
	All w/ Airliner Low Profile Air Suspension (18,000-40,000 lb.)	16-14259-000 16-18706-000 47 1700 002 992			315 393 315 393 315 393
	All w/ FAS II Air Suspension	16-13957-000 16-15817-000 16-18708-000			315 395 315 395 315 395
	All w/ Freightliner Tuftrac Suspension	16-15770-000 48 1700 125 969			315 391 315 391
	All (Steering Axle) w/ Taper Leaf Spring Suspension	10-12703-000 10-12704-000	315 623 315 623		

#### BUSINESS CLASS – FL112

	All w/ FAS II Air Suspension	16-13957-000 16-15817-000 16-18708-000			315 395 315 395 315 395
	All w/ OEM Number	10-12542-000 16-13947-000	316 309 316 306		

#### BUSINESS CLASS – M2 SERIES

	All w/ 60" Spring	16-15765-000 16-18707-000 47 1700 002 993			315 394 315 394 315 394
	All w/ Air Suspension	18-47350-000 18-60766-000 81 4903 003 482	315 656 315 656 315 656		
	All w/ FAS II Air Suspension	16-15817-000 16-18708-000			315 395 315 395
	All w/ Freightliner Low Profile Airliner Suspension (10,000, 12,000, 15,000 lb.)	16-16577-000 16-18711-000 47 1700 002 996			315 396 315 396 315 396
	All w/ Freightliner Low Profile Airliner Suspension (18,000, 21,000, 23,000, 40,000 lb.)	16-14259-000 16-18706-000 47 1700 002 992			315 393 315 393 315 393
	All w/ Freightliner Tuftrac Suspension	16-15770-000 48 1700 125 969			315 391 315 391

## CHASSIS SECTION

		OEM Number		
---	---	------------	---	---

### FREIGHTLINER (Continued)

BUSINESS CLASS – M2 SERIES (Continued)				
	All w/ Rear 52" Spring (10,000, 12,500, 16,000 lb.)	16-16486-000		315 603
		16-18710-000		315 603
		47 1700 002 995		315 603
	All w/ Rear 52" Spring (18,000, 21,000, 23,000 lb.)	16-16442-000		315 603
		16-18709-000		315 603
		47 1700 002 994		315 603
	All w/ Spring Suspension	18-47349-000	315 657	
		18-60767-000	315 657	
	All w/ Taper Leaf Suspension (6,000-9,000 lb.)	10-12388-000	315 597	
		10-13592-000	315 597	
		47 1700 000 440	315 597	
	All w/ Taper Leaf Suspension (10,000-23,000 lb.)	10-12390-000	315 601	
		10-13760-000	315 601	
		47 1700 002 991	315 601	

BUSINESS CLASS – MB & FL 50, 60, 70, 80 SERIES				
	All w/ FAS Air Suspension	16-11133-000		317 957
		16-13957-000		315 395
		16-15817-000		315 395
	All w/ FAS II Air Suspension	16-18708-000		315 395
		654654	316 831	
		680-323-0200	316 831	
	All w/ Taper Leaf Spring (6,000-9,000 lb.)	10-13759-000	315 400	
		680-323-0300	315 400	
		47 1700 003 009	315 400	
	All w/ Taper Leaf Spring (10,000-18,000 lb.)	16-18713-000		315 397
		680-326-0000		315 397
		47 1700 003 070		315 397

CARGO – FC70 & FC80				
	All w/ FAS II Air Suspension	16-13957-000		315 395
		16-15817-000		315 395
		16-18708-000		315 395
	All w/ Taper Leaf Spring (6,000-9,000 lb.)	654654	316 831	
		680-323-0200	316 831	
		10-13759-000	315 400	
	All w/ Taper Leaf Spring (10,000-18,000 lb.)	680-323-0300	315 400	
		47 1700 003 009	315 400	

CASCADIA				
	All w/ FAS II Air Suspension	16-15817-000		315 395
		16-18708-000		315 395
		47 1700 002 809		315 395
	All w/ Taper Leaf Suspension (12,000-20,000 lb.)	10-13634-000	315 390	
		10-13809-000	315 390	
		47 1700 000 449	315 390	
		47 1700 003 920	315 390	

## CHASSIS SECTION

		OEM Number		
---	---	------------	---	---

### FREIGHTLINER (Continued)

CENTURY CLASS – C112 & C120				
All w/ 12,000 lb. Taper Leaf Front Suspension w/ OEM Number		10-12542-000	316 309	
		10-13021-000	410 026	
		10-13063-000	315 623	
		10-13211-000	410 026	
		10-13634-000	410 026	
		47 1700 000 449	410 026	
All w/ FAS II Air Suspension		16-13957-000		315 395
		16-15817-000		315 395
		16-18708-000		315 395
All w/ Freightliner Low Profile Airliner Suspension (18,000, 21,000, 23,000, 40,000 lb.)		16-14259-000		315 393
		16-18706-000		315 393
		47 1700 002 992		315 393
All w/ Freightliner Tuftrac Suspension		16-15770-000		315 391
		48 1700 125 969		315 391
All Models w/ Low Profile Front Suspension		10-12703-000	315 623	
		10-12704-000	315 623	
All Models w/ Hendrickson Front Airtek and OE Number		58913-003	315 413	

### CLASSIC & CLASSIC XL

All w/ FAS II Air Suspension		16-13957-000		315 395
		16-15817-000		315 395
		16-18708-000		315 395
All w/ Taper Leaf Suspension (12,000 lb.)		10-13211-000	410 026	
		10-13634-000	410 026	
		47 1700 000 449	410 026	
All Models with Hendrickson Front Airtek and OE Number		58913-003	315 413	
All w/ OEM Number		70029	315 392	
		10-12032-002	410 032	
		10-12032-004	410 032	


### COLUMBIA

All w/ 12,000 lb. Taper Leaf Front Suspension w/ OEM Number		10-13063-000	315 623	
		10-13211-000	410 026	
		10-13634-000	410 026	
		47 1700 000 449	410 026	
All Models with Hendrickson Front Airtek and OE Number		58913-003	315 413	
All w/ FAS II Air Suspension		16-13957-000		315 395
		16-15817-000		315 395
		16-18708-000		315 395

### CORNADO

All w/ 12,000-20,000 lb. Taper Leaf Front Suspension		10-13211-000	410 026	
		10-13809-000	410 026	
		47 1700 000 449	410 026	
All Models with Hendrickson Front Airtek and OE Number		58913-003	315 413	

## CHASSIS SECTION

		OEM Number		
---	---	------------	---	---

### FREIGHTLINER (Continued)

#### CORNADO (Continued)

All w/ FAS II Air Suspension	16-13957-000		315 395
	16-15817-000		315 395
	16-18708-000		315 395

#### FLA & FLB SERIES

All w/ Airliner Rolling Lobe Spring Air Suspension	16-13947-000		316 306
	681-326-0400		316 306
All w/ FAS II Air Suspension	16-13957-000		315 395
	16-15817-000		315 395
	16-18708-000		315 395
All w/ Hendrickson Walking Beam (RT/RTE/RS) Rear Suspension	16-12117-000		315 392
	16-18705-000		315 392
	47 1700 002 990		315 392
All w/ Neway Tag Axle Rear Air Suspension	90044162		410 056
All COE Series (Drive Axle) w/ Rear Air Suspension	665236		317 957
All w/ OEM Number	10-12032-000	410 032	
	10-12032-001	410 032	
	10-12032-002	410 032	
	10-12032-003	410 032	
	10-12030-002	410 032	
	10-12032-004	410 032	

#### FLC & FLD SERIES – 112 & 120

All Models w/ Hendrickson Front Airtek and OE Number	58913-003	315 413	
All w/ Airliner Rolling Lobe Spring Air Suspension	16-13947-000		316 306
	681-326-0400		316 306
All w/ FAS II Air Suspension	16-13957-000		315 395
	16-15817-000		315 395
	16-18708-000		315 395
All w/ Freightliner Low Profile Airliner Suspension (18,000, 21,000, 23,000, 40,000 lb.)	16-14259-000		315 393
	16-18706-000		315 393
	47 1700 002 992		315 393
All w/ Freightliner Tuftrac Suspension	16-15770-000		315 391
	48 1700 125 969		315 391
All w/ Hendrickson Walking Beam (RT/RTE/RS) Rear Suspension	16-12117-000		315 392
	16-18705-000		315 392
	47 1700 002 990		315 392
All w/ Neway Tag Axle Rear Air Suspension	90044162		410 056
All 112 & 120 Conventional Series (Drive Axle) w/ Rear Air Suspension & OE number	665236		317 957
All w/ OEM Number	10-12032-000	410 032	
	10-12032-001	410 032	
	10-12032-002	410 032	
	10-12032-003	410 032	
	10-12030-002	410 032	
	10-12032-004	410 032	

## CHASSIS SECTION

		<b>OEM Number</b>		
---	---	-------------------	---	---

### FREIGHTLINER (Continued)

LEGACY				
	All w/ FAS II Air Suspension	16-13957-000 16-15817-000 16-18708-000		315 395 315 395 315 395

ADDITIONAL OEM NUMBERS				
	All w/ 4 Spring Radius Rod & OEM Number	16-18712-000 47 1700 003 069		316 479 316 479
	All Armored Truck w/ OEM Number	10-13806-000 48 1700 003 911	316 474 316 474	
	All Vocational w/ 23,000 lb. Suspension & OEM Number	10-13934-000 47 1700 006 929	316 475 316 475	
	All Models with Neway Air Suspension with OEM number	90045083		317 964
	All w/ OEM Number	16-14794-000 535227 650224 16-10688-000		317 529 317 957 317 957 317 957

### FREIGHTLINER CUSTOM CHASSIS

	All Damon Avanti Motorhome w/ OEM Number	16-19363-000 47 1700 006 129	315 398 315 398	
	All F65 Chassis (School Bus) w/ 10,000-18,000 lb. Suspension	10-13759-000 68-03230-300 47 1700 003 009	315 400 315 400 315 400	
	All F65 School Bus w/ OEM Number	654725 680-326-0000		316 832 315 397
	All FB Chassis (Shuttle Bus)	16-16765-000 47 1700 131 775	315 400 315 400	
	All FB Chassis w/ OEM Number	16-16764-000 47 1700 131 777		316 477 316 477
	All M-Line Walkin Van (Drive Axle) w/ OE number	P117099		315 397
	All M2 Chassis w/ 6,000-9,000 lb. Suspension	10-13592-000 47 1700 000 440	315 597 315 597	
	All MB Chassis (VIP Bus)	16-16827-000 47 1700 131 778		315 401 315 401
	All MB55 Chassis	16-17759-000 47 1700 000 447	315 403 315 403	
	All MB55 Chassis w/ OEM Number	16-16082-000 16-17684-000 16-17760-000 47 1700 000 448	316 831 316 834	316 478 316 478
	All MBC Chassis w/ Mechanical Suspension	16-19999-000 47 1700 008 838	316 495 316 495	
	All MC Chassis w/ Hendrickson SOFTEK Suspension	16-18094-000 47 1700 000 466	315 600 315 600	
	All MC Chassis w/ OEM Number	16-18095-000 16-18456-000		315 602 315 624

## CHASSIS SECTION

		OEM Number		
---	---	------------	---	---

### FREIGHTLINER CUSTOM CHASSIS (Continued)

All MC Chassis w/ OEM Number (Continued)	47 1700 000 467 47 1700 002 727 P117099		315 602 315 624 315 397
All MC-L Chassis w/ 9,000 lb. Suspension	16-18455-000 47 1700 002 726	315 600 315 600	
All Class A Motorhome Chassis w/ Neway Air Suspension & OEM number	90045083		317 964
All MT45 Walk-In Van	16-15394-000		316 832
All MT55 Walk-In Van w/ OEM Number	16-17684-000 16-16542-000 16-15436-000 16-15705-000 16-15934-000 16-16262-000	316 834	317 529 317 529 315 397 315 397 315 397
All RL75 Chassis w/ 16,000 lb. IFS	16-19391-000 48 1700 006 286	315 404 315 404	
All S2C Chassis w/ OEM Number	10-13976-000 47 1700 006 963 16-19562-000 47 1700 006 964	316 476 316 476	316 483 316 483
All School Bus w/ 7,000 lb. Suspension	10-13859-000 47 1700 005 079	315 399 315 399	
All Step Van	16-19138-000 47 1700 003 011	315 398 315 398	
All VC Chassis	16-16736-000 14 1700 131 809		315 593 315 593
All XB Chassis w/ Neway ADL-XB 23,000 lb. Air Suspension	16-18888-000 47 1700 003 521		316 481 316 481
All XB/XC Chassis w/ Holland-Neway® ADL Parallelogram Suspension	16-16736-000 14 1700 131 809		315 593 315 593
All XB/XC Chassis w/ Neway AS-120 12,000 lb. Air Suspension	16-16874-000 16-18076-000 14 1700 000 378 14 1700 131 975	315 619 315 619 315 619 315 619	
All XB/XC Motorhome w/ Neway AS-120 10,500 lb. Air Suspension	16-16737-000 16-18075-000 14 1700 000 377 14 1700 131 810	315 618 315 618 315 618 315 618	
All XC Chassis w/ Holland-Neway® 20,000 lb. ADL Parallelogram Suspension	16-16873-000 47 1700 131 974		315 594 315 594
All XC Chassis w/ Neway AS-140 14,500 lb. Suspension	16-18920-000 14 1700 003 870	316 482 316 482	
All XC Chassis w/ ZF-IFS 2,000 lb. Suspension	16-17144-000 16-17361-000 48 1700 000 477 48 1700 131 919	315 404 315 404 315 404 315 404	



## CHASSIS SECTION

		OEM Number		
---	---	------------	---	---

### FREIGHTLINER CUSTOM CHASSIS (Continued)

	All XC Chassis w/ ZF-IFS 14,600 lb. Suspension TRL75EM	16-18103-000	315 404	
		48 1700 000 493	315 404	
	All w/ OEM Number	90045443		316 486
		90045502		316 486
		16-18713-000		315 397
		16-18938-000		316 486
		47 1700 003 070		315 397
		48 1700 000 482		316 486
		48 1700 004 243		316 486
		16-14794-000		317 529
		16-16836-000		317 529

### FRUEHAUF

	All NT Suspension w/ Drop Frame	UCF-8339-001		316 308
		UCF-8339-002		316 308
	All w/ OEM Number	5352858		315 556
		680298		316 308
		UCA-5431		315 556
		UCD-6216-001		410 056
		UCE-9399-001		315 542
		UEY-1124-001		316 320

### GENERAL TRAILER CO.

	All w/ OEM Number	12608		315 554
--	-------------------	-------	--	---------

### GILLIG

	All School Bus w/ 1" Mounting Pins & OEM numbers	70034	317 941	317 941
		680009	317 941	317 941
		53-176	317 957	317 957
	All w/ OEM Number	1583470		510 017

### GMC

#### 3500 SERIES

66-63	All Standard & Heavy Duty Truck	—		316 320
62-60	All	—		316 320

#### 4000 SERIES

66-63	All Standard & Heavy Duty Truck	—		316 320
62-60	All 4000, B-4000, L-4000, S-4000 w/ H-130, H-150, T-150, 13,800 lb. Axle	—		316 320


#### 7500 SERIES

72-66	All 72" BBC Steel Tilt Cab w/ V-6 2 Cycle Diesel Engine 19101 and 19201 Axle	4940600		317 934
-------	--	---------	--	---------

#### 9500 SERIES

80-73	All T & W Chassis - 72" BBC Steel Tilt Cab	5552452	315 392	
		22012091	315 392	

## CHASSIS SECTION

		OEM Number		
---	---	------------	---	---

### GMC (Continued)

9500 SERIES (Continued)				
72-66	All 72" BBC Steel Tilt Cab	5552452	315 392	
		22012091	315 392	

C SERIES / TOPKICK (C4500-C8500)					
09-97	All w/ OEM Number	15174898	316 303		
07-90	All C Chassis - Conventional Cab	22064230	316 303		
	All Conventional Cab w/ OEM Number	15887728	316 303		
	All w/ OEM Number	15123676	316 303		
02-90	All C Chassis - Conventional Cab w/ OEM Number	15588554	316 303		
	All Conventional Cab (Drive Axle) w/ 16,900 lb. Taper Leaf Springs	22064489		510 017	
01-96	All Conventional Cab (Drive Axle) w/ Hendrickson Air Suspension	12474917		410 057	
		15740554		410 057	
89-79	All C & M Chassis - 97" BBC Conventional Cab w/ 18,500, 20,800, 23,000 lb. Rear Axles	22012095		315 542	
		22012166		315 542	
89-73	All C Chassis - Conventional Cab	22012096		316 320	
	All C Chassis - Conventional Cab (Exc. 18,500, 20,800, 23,000 lb. Rear Axles)	3192892		316 320	
		22012096		316 320	
		22012169		316 320	
	All C Chassis - Conventional Cab w/ 18,500, 20,800, 23,000 lb. Rear Axles	4940606		315 542	
		22012095		315 542	
		22012166		315 542	
81-79	All C & M Chassis - 97" BBC Conventional Cab (Exc. 18,500, 20,800, 23,000 lb. Rear Axles)	22012096		316 320	
80-75	All C Chassis - Conventional Cab	4975510	316 320		
80-73	All C Chassis - Conventional Cab	3192892		316 320	
		4940606		315 542	
		22012096		316 320	
	All C & M Chassis - Conventional Cab		22012095		315 542
	All C & T Chassis - Conventional & Tilt Cab w/ 5,000 & 7,000 lb. Axle	3192890	315 542		
		4940606	315 542		
		4940662	315 542		
		4975497	315 542		
		22002293	315 542		
		22007701	315 542		
22007751		315 542			
22012095	315 542				
All R Chassis - Rear Engine Bus		5552451	315 392		
		22012090	315 392		
80-72	All PS4620P, 4650P Step Van (Walk-In)	22002293	315 542		
		22007751	315 542		
		22012096		316 320	
77	All PS4620P, 4650P Step Van (Walk-In)	22012166	315 542		
		22012169	316 320		
77-72	All PS4620P, 4650P Step Van (Walk-In)	22012095	315 542		
76-75	All C & M Chassis - Conventional Cab	4975510	316 320		

## CHASSIS SECTION

		OEM Number		
---	---	------------	---	---

### GMC (Continued)

C SERIES / TOPKICK (C4500-C8500) (Continued)					
76-72	All PS4620P, 4650P Step Van (Walk-In)	3192890 4940606 4975497 22007701	315 542 315 542 315 542 315 542		
75-73	All C & M Chassis - Conventional Cab w/ 9,000 & 12,000 lb. Axle	3192890 4940606 4975497 22007751 22012095	315 542 315 542 315 542 315 542 315 542		
72-70	All 72" BBC Tilt Cab w/ Air Brakes (Exc. Gas Engine)	4940606 3171462 22012095	315 542 315 542 315 542		
	All 72" BBC Tilt Cab w/ Air Brakes & Gas Engine	5552452 22012091	315 392 315 392		
72-66	All 72" BBC Tilt Cab w/ V6 2 Cycle Diesel Engine 17201 & 17221 Axle	3192892 22012096		316 320 316 320	
	All 72" BBC Tilt Cab w/ V6 2 Cycle Diesel Engine 19101 & 19201 Axle	4940600		315 432	
	All CE-4500 & CS-4500 Conventional Cab w/ V8 Gas or In-line 6 Gas Engines	3192892 22012096	316 320 316 320	316 320 316 320	
	All CE-5500, CS-5500 Conventional Cab w/ V8 Gas or In-line 6 Gas Engines	3192891 3192892 22012096	316 320 316 320 316 320		
	All CE-6500, ME-6500 Conventional Cab w/ 11,000 lb. Axle & V8 Gas Engine	3192890 4940606 22012095	315 542 315 542 315 542		
	All CE-6500, CM-6500 Conventional Cab w/ V6 Diesel or V8 Gas Engines	3192892 22012096		316 320 316 320	
	All CE-6500, ME-6500 Conventional Cab w/ V8 Gas Engine (Exc. 11,000 lb. Axle)	3192891 3192892 22012096	316 320 316 320 316 320		
	All CG-5500, CM-5500, T-5500 Conventional & Tilt Cab w/ V6 Gas or Diesel Engines	4940606 22012095	315 542 315 542		
	All CM-6500, TE-6500, TM-6500 Conventional Cab w/ V6 Diesel or V8 Gas Engines	3192890 4940606 22012095	315 542 315 542 315 542		
	All EG-4500, EM-4500, ES-4500 Cab/Cowl w/ V6 Gas or Diesel or In-line 6 Gas Engines	3171462 3192890 22012095		315 542 315 542 315 542	
	All EG-5500, EM-5500, ES-5500 Cab/Cowl w/ V6 Engines	3171462 3192890 22012095		315 542 315 542 315 542	
	All EG-6500, DM-6500, ES-6500 Cab/Cowl w/ V6 Gas or Diesel or In-line 6 Gas Engines	3171462		315 542	
			3192890 22012095		315 542 315 542

## CHASSIS SECTION

		OEM Number		
---	---	------------	---	---

### GMC (Continued)

C SERIES / TOPKICK (C4500-C8500) (Continued)				
69-66	All 72" BBC Tilt Cab	3171462	315 542	
		4940606	315 542	
		22012095	315 542	
	All C Chassis - Conventional Cab	4975467	315 544	
		4975494	315 544	
		22007750	315 544	

### SCHOOL BUSES

98-92	All B Series w/ OEM Number	22064230	316 303	
89-73	All S Chassis - School Bus (Exc. 20,800, 23,000 lb. Rear Axle)	3192892		316 320
		22012096		316 320
		22012169		316 320
80-73	All R Chassis - Rear Engine Bus	5552452		316 841

### T SERIES – T5500, T6500, T7500 & T8500

02-97	All Tilt Cab (Drive Axle) w/ 16,900 lb. Taper Leaf Spring	22064489		510 017
	All Tilt Cab FL1 8,100 lb. Axle	22064805	316 312	
		22165188	316 312	
	All Tilt Cab FL2 11,000 lb. Axle	22064807	316 312	
		22166442	316 312	
01-96	All Tilt Cab (Drive Axle) w/ Hendrickson Air Suspension	22064806	316 312	
		22165189	316 312	
80-73	All T & W Chassis - 72" BBC Steel Tilt Cab w/ V6 Diesel Engine	12474917		410 057
		15740554		410 057
		4940606	315 542	
		4975497	315 542	
80-70	All T & W Chassis - 72" BBC Steel Tilt Cab w/ V6 Gas Engine	22007751	315 542	
		22012095	315 542	
		5552452	315 392	
		22012091	315 392	

### W SERIES (Isuzu)

Jun 95-8	All W4 Series (Steering Axle) w/ 13000 lb. Suspension	97083029	317 945	
80-79	All W Chassis - 72" BBC Steel Tilt Cab	22002293	315 542	
		22007751	315 542	
	All W4 Series w/ OE number	8-51630-666-0		317 938
		9-51630-666-0		317 938
9-51630-666-2			317 938	
	All w/ OEM Number	94033786		317 938
		8-97083-029-0	317 945	

### WCA & WIA Series

	All w/ OEM Number	37301-0021	316 814	
--	-------------------	------------	---------	--

## CHASSIS SECTION

		OEM Number		
---	---	------------	---	---

### GMC (Continued)

ADDITIONAL OEM NUMBERS				
	All w/ OEM Number	3668566C1	316 817	
		3919935	316 814	
		3919940	315 546	
		3919943	316 816	316 816
		3919958		316 818

### GREAT DANE TRAILER

	All w/ OEM Number	18165-01		315 554
		18163-01		315 544
		18164-01		315 542


### HARDEE MANUFACTURING

	All w/ OEM Number	8030223		315 544
		AS789B		315 544

### HENDRICKSON

TRAILER SUSPENSION				
	All HK190T/230	S-21292		317 533
		A-21292		317 533
	All HS190T	A-20001		315 552
		S-20001		315 552
	All HS230	A-20002		510 017
		S-20002		510 -017
	All HS300T	S-20126		510 017
	All HT190T	A-20001		315 552
		S-20001		315 552
	All HT190U exc. Models U-7.5-517 ,U-6.75-001, U-6.75-002, U-6.75-003, U-6.75-020, U-9-022 & UB7-021	A-20001		315 552
		S-20001		315 552
	All HT190U Model U-7.5-517	S-20002		510 017
	All HT190U Models U-6.75-001, U-6.75-002, U-6.75-003, U-6.75-020	S-2212		315 593
	All HT190U Models U-9-022, UB7-021	S-23649		316 314
		B-23649		316 314
	All HT230 Exc. Models 14-007, 14-011, 14-032, 15-007, 15-011, 15-012, 15-028, 15-032, 16-007, 17-007, 17-011, 17-012, 17-032, TA14-007, TA15-007, TA15-011, TA15-012, TA16-007, TA17-007, TB14-033 TB15-028, 14-017, 15-017, 15-517, 17-017, 17-517, TA14-520, TA15-517, TA17-517, 14-020, 14-021, TA14-021, TB14-021, TA14-020, TA15-522, TA15-524, TA15-525, TA17-522 & 16-021	S-20002		510 017
	All HT230 Models 14-007, 14-011, 14-032, 15-007, 15-011, 15-012, 15-028, 15-032, 16-007, 17-007, 17-011, 17-012, 17-032, TA14-007, TA15-007, TA15-011, TA15-012, TA16-007, TA17-007, TB14-033 TB15-028	S-2160		315 544
		A-2160		315 544
	All HT230 Models 14-017, 15-017, 15-517, 17-017, 17-517, TA14-520, TA15-517, TA17-517	S-20126		510 017
	All HT230 Models 14-020, 14-021, TA14-021, TB14-021	S-2212		315 593
	All HT230 Model TA14-020	B-23361		315 552

## CHASSIS SECTION

		OEM Number		
---	---	------------	---	---

### HENDRICKSON (Continued)

TRAILER SUSPENSION (Continued)				
All HT230 Models TA15-522, TA15-524, TA15-525, TA17-522	S-21699			510 017
All HT230 Model 16-021	S-2218 A-2218			316 840 316 840
All HT250T	A-2212 S-2212			315 593 315 593
All HT250U exc. Models U-6.5-027, U-9-027, U-9-028, U-14-028, UB6.5-522, U-7.5-027, UB7.5-522, UB9-522, UB12-027, UB12-028, UB14-027, UB14-028, -7.5-021, U-7.5-022, U-7.5-521, U-9-020, U-9-021, U-9-023, U-9.2-026, U-15-022, UB9-022, UB15-022, U-6.5-517, U-7.5-017, U-7.5-517, U-9-517, U-12-517, U-14-517, UB6.5-517, UB7.5-517, U-6.5-030, U-6.5-031	A-20002			510 017
	S-20002			510 017
All HT250U Models U-6.5-027, U-9-027, U-9-028, U-14-028, UB6.5-522, U-7.5-027, UB7.5-522, UB9-522, UB12-027, UB12-028, UB14-027, UB14-028	B-21553			317 536
	S-21553			317 536
All HT250U Models U-7.5-021, U-7.5-022, U-7.5-521	S-1667			410 056
	A-1667			410 056
All HT250U Models U-9-020, U-9-021, U-9-023, U-9.2-026, U-15-022, UB9-022, UB15-022	S-2212			315 593
All HT250U Models U-6.5-517, U-7.5-017, U-7.5-517, U-9-517, U-12-517, U-14-517, UB6.5-517, UB7.5-517	A-20126			510 017
	S-20126			510 017
All HT250U Models U-6.5-030, U-6.5-031	A-2160			315 544
	S-2160			315 544
All HT250US Standard Shock Mount 5.5" to 6.5" RH Standard Travel	S-23650			317 533
	B-23650			317 533
	S-23744			317 533
All HT250US Standard Shock Mount 6.5" RH Extended Rebound	S-23651			317 779
	B-23651			317 779
All HT250US Standard Shock Mount 6.5" RH Extended Rebound - High Damping	S-24579			317 779
All HT250US Standard Shock Mount 6.5" to 12" RH Limited Jounce	S-23649			316 314
	B-23649			316 314
	S-23743			316 314
	B-23743			316 314
All HT250US Standard Shock Mount 7.5" to 14" RH Standard Travel	S-23649			316 314
	B-23649			316 314
	S-23743			316 314
	B-23743			316 314
All HT250US Remote Shock Mount 5.5" to 6.5" RH Standard Travel	S-23650			317 533
	B-23650			317 533
	S-23744			317 533
All HT250US Remote Shock Mount 6.5" to 9" RH Extended Rebound	S-2212			315 593
All HT250US Remote Shock Mount 6.5" to 9" RH Extended Rebound - High Damping	S-23316			317 964
All HT250US Angled and Frame Clearance Mounting 6.5", 7.5" and 14" RH Standard Travel	S-23651			317 779
	B-23651			317 779

## CHASSIS SECTION

		OEM Number		
---	---	------------	---	---

### HENDRICKSON (Continued)

TRAILER SUSPENSION (Continued)				
All HT250US Angled and Frame Clearance Mounting 6.5", 7.5" and 14" RH Standard Travel - High Damping	S-24579			317 779
All HT250US Remote Shock Mount 7.5" to 9" RH Standard Travel	S-23649			316 314
	B-23649			316 314
	S-23743			316 314
	B-23743			316 314
All HT250US Remote Shock Mount 12" to 14" RH Standard Travel	S-2212			315 593
All HT250U Standard Shock for models 6.5Y -001, 006; 7.5Y -001, 006; 9.0Y -001, 006, 010, 021, 031, 706	S-20002			510 017
All HT250U Extended service, high damping shock for model 9Y -027, 037	S-21553			317 536
All HT250YB Standard shock for models 6.5 -001, 006, 010, 021, 031; 7.5 -001, 006, 010, 021, 031; 9.0 -001, 006, 010, 021, 031, 706	S-20002			510 017
All HT250YB Extended service, high damping shock for models 6.5 -027, 037; 7.5 -027, 037; 9.0 -027, 037	S-21553			317 536
All HT250YB Remote shocks for models 7.5-DB2; 9-DB2	S-23649			316 314
	B-23649			316 314
All HT250YS Standard Shock	S-23651			317 779
	B-23651			317 779
All HT300T all models exc.15-007, 15-011, 15-021, 17-007, 17-011, 17-012, TB19-007, TB19-020, 15-017, 15-518, 17-518, 17-520, 15-017, 15-518, 17-518, 17-520 & TB15-518	A-20126			510 017
	S-20126			510 017
All HT300T all models 15-007, 15-011, 15-021, 17-007, 17-011, 17-012, TB19-007, TB19-020	A-2160			315 544
	S-2160			315 544
All HT300T all models 15-017, 15-518, 17-518, 17-520	S-21553			317 536
All HT300T all model TB15-027	S-24579			317 779
All HT300T all model TB15-518	S-21699			510 017
All HT300US Standard & Remote Shock Mount 5.5" to 6.5" RH Standard Travel	S-23744			317 533
All HT300US Standard & Remote Shock Mount 6.5" RH Limited Jounce Travel	S-23744			317 533
All HT300US Standard Shock Mount 6.5" RH Extended Rebound Travel	S-24579			317 779
All HT300US Remote Shock Mount 6.5" RH Extended Rebound Travel	S-23316			317 964
All HT300US Standard & Remote Shock Mount 7.5" to 17" RH Standard Travel and Limited Jounce	S-23743			316 314
	B-23743			316 314
All HT300US Remote Shock Mount 14" to 17" RH	S-23316			317 964
All HT300U	S-20126			510 017
	S-21699			510 017
All AAT 23K and 25K Lb suspensions w/standard shock	S-23566	315 552		
All AAT 23K and 25K Lb suspensions w/Limited Rebound shock	S-23361	315 552		
All AAT 23K, 25K and 30K Lb suspensions w/Extended Service with High Dampening	S-24023	510 017		
All AANT 23K Lb Suspensions with 12" ride height Extended service with high damping	S-23743	316 314		
	B-23743	316 314		

## CHASSIS SECTION


		OEM Number		
---	---	------------	---	---

### HENDRICKSON (Continued)

TRAILER SUSPENSION (Continued)				
All AANT 23K Lb Suspensions with 13" ride height Standard travel; high control models	S-23651 B-23651		317 779 317 779	
All AANT 23K Lb Suspensions with 13" ride height Extended service with high damping;high control models	S-24579		317 779	
All AANT 23K Lb Suspensions with 13.5" - 17" ride heights Standard travel; high control models	S-23361		315 552	
All AANT 23K Lb Suspensions with 13.5" - 19" ride heights exc. Extended service with high damping	S-23566 S-23361		315 552 315 552	
All AANT 23K Lb Suspensions with 13.5" - 19" ride heights Extended service with high damping	S-24023		510 017	
All AAL 23K, 25K and 30K Lb suspensions w/6.5" - 9" Ride heights; Standard travel, standard duty cycle	S-23651 B-23651		317 779 317 779	
All AAL 23K, 25K and 30K Lb suspensions w/6.5" - 9" Ride heights; Standard travel, extended service	S-24579		317 779	
All AAL 23K, 25K and 30K Lb suspensions w/12" Ride height; Standard travel, standard duty cycle	S-23566		315 552	
All AAL 23K, 25K and 30K Lb suspensions w/12" Ride height; Standard travel, extended service	S-24023		510 017	
All AAL 23K, 25K and 30K Lb suspensions w/14" - 19" Ride heights; Standard travel, standard duty cycle	S-2212		315 593	
All AAL 23K, 25K and 30K Lb suspensions w/14" - 19" Ride heights; Standard travel, extended service	S-23316		317 964	
All AAL 23K, 25K and 30K Lb suspensions w/6.5" - 7.5" Ride heights	S-20345			315 431
All AAL 23K, 25K and 30K Lb suspensions w/9" - 12" Ride heights	S-25436			410 040
All AAL 23K, 25K and 30K Lb suspensions w/14" - 17" Ride heights	S-25437			315 554
All AANL 23K Lb Suspension with 6.5" - 9" Ride heights; Standard	S-23651 B-23651		317 779 317 779	
All AANL 23K Lb Suspension with 6.5" - 9" ride heights; Extended Service, High Damping	S-24579		317 779	
All AANL 23K Lb Suspension with 12" - 17" ride heights; Extended Service, High Damping	S-25515 B-25515		317 961 317 961	
All AANL 23K Lb Suspension with 6.5" - 7.5" ride heights; Extended Service, High Damping	S-20345			315 431
All AANL 23K Lb Suspension with 8" - 12" ride heights; Extended Service, High Damping	S-25436			410 040
All AANL 23K Lb Suspension with 14" - 17" ride heights; Extended Service, High Damping	S-25437			315 554
All AANLS 20K Lb Suspension with 6.25" - 9" Ride heights; Standard duty cycle	S-23651 B-23651		317 779 317 779	
All AANLS 20K Lb Suspension with 6.25" - 9" Ride heights; Extended service, High Damping	S-24579		317 779	
All AANLS 20K Lb Suspension with 12" Ride height; Standard duty cycle	S-23566		315 552	
All AANLS 20K Lb Suspension with 12" Ride height; Extended service, High Damping	S-24023		510 017	
All AANLS 20K Lb Suspension with 6.25" and 7" Ride Heights	S-25515 B-25515			317 961 317 961



## CHASSIS SECTION

		OEM Number		
---	---	------------	---	---

### HENDRICKSON (Continued)

TRAILER SUSPENSION (Continued)				
	All AANLS 20K Lb Suspension with 9" Ride Height	S-23316		317 964
	All AAEDL 30K Lb Suspension with 9" Ride heights; Extended service, High Damping	S-24579	317 779	
	All AAEDL 30K Lb Suspension with 12" Ride height; Extended service, High Damping	S-24023	510 017	
	All AAEDL 30K Lb Suspension with 14" - 19" Ride Height	S-23316	317 964	
	All AAEDL 30K Lb Suspension with 9" - 12" ride heights; Extended Service, High Dampin	S-25436		410 040
	All AAEDL 30K Lb Suspension with 14" - 17" ride heights; Extended Service, High Damping	S-25437		315 554
	All AAEDT 30K Lb Suspension with 14" Ride Height	S-23316	317 964	
	All AAEDT 30K Lb Suspension with 15" and 17" Ride Heights	S-25515 B-25515	317 961 317 961	
	All AAEDT 30K Lb Suspension with 14" and 15" ride heights	S-25436		410 040
	All CXSL 25K Lb suspension	S-2212		315 593
	All HKANT HKA180 40K lb suspension	S-24088 B-24088		315 552 315 552
	All HKANT - Narrow Bushing/Tapered Beam Model 46K suspension standard duty	S-23566		315 552
	All HKAT/HKA200 - Wide Bushing/Straight Beam Model 46K suspension standard duty	S-23566		315 552
	All HKAT/HKA250 50K suspension standard duty	S-24023		510 017
	All HKANT 69K23	S-23566		315 552
	All HKAT 69K25	S-24023		510 017
	All HKAL 46K suspension	S-23566		315 552
	All HKARL 46K suspension W/Drum Brakes	S-23566		315 552
	All HKARL 46K suspension W/Air Disc Brakes	S-25436		410 040
	All AAZNT 23K / 46K / 69K23 suspensions w/12" - 17" ride height Standard travel	S-23566		315 552
	All AAZNT 23K / 46K / 69K23 suspensions w/12" - 17" ride height Extended service with high damping	S-24023		510 017
	All w/ OEM Number	680509 680565 680571 680573 680579 A-20889 A-2213 A-2240 A-4084 A-4089 B-22312 B-23014 B-24023 B-24579 S-20889 S-2213 S-22312 S-2240 S-4084		317 536 317 536 317 536 317 779 317 779 510 017 317 934 315 432 315 542 315 432 317 779 317 536 317 536 317 779 510 017 317 934 317 779 315 432 315 542

## CHASSIS SECTION

		OEM Number		
---	---	------------	---	---

### HENDRICKSON (Continued)

TRUCK & BUS SUSPENSION				
	AIRTEK - for Freightliner prior to 5/2010, Western Star prior to 6/2010 & Sterling prior to April 2009	58913-003L	315 413	
	AIRTEK - for Freightliner prior to 5/2010, Western Star prior to 6/2010 & Sterling prior to April 2009	47 1700 131 331	315 413	
	AIRTEK - for Hoist Lift Truck T Series	58913-011L	316 485	
	AIRTEK - for Hoist Lift Truck T Series	47 1700 002 981	316 485	
	AIRTEK NXT - for Blue Bird All American Buses 13.2K & 14.6K	58913-011L	316 485	
	AIRTEK NXT - for Blue Bird All American Buses 13.2K & 14.6K	47 1700 002 981	316 485	
	AIRTEK NXT - for Blue Bird Vision Buses 10K	58913-009L	315 414	
	AIRTEK NXT - for Blue Bird Vision Buses 10K	47 1700 000 456	315 414	
	AIRTEK NXT - for Freightliner & Western Star	58913-012L	315 661	
	AIRTEK NXT - for Freightliner & Western Star	47 1700 006 269	315 661	
	AIRTEK NXT - for Mack/Volvo Post 07 Engine prior to 7/2011	64838-002L	315 415	
	AIRTEK NXT - for Mack/Volvo Post 07 Engine prior to 7/2011	47 1700 131 921	315 415	
	AIRTEK NXT- for Mack/Volvo after July 2011	64838-003L	315 598	
	AIRTEK NXT- for Mack/Volvo after July 2011	47 1700 003 832	315 598	
	AIRTEK NXT- for Volvo Post 07 Engine prior to 7/2011	64838-001L	315 415	
	COMFORT AIR - for Blue Bird Buses 15-23K	60998-001		315 611
	COMFORT AIR - for Blue Bird Buses 15-23K	47 1700 131 545		315 611
	COMFORT AIR - for Blue Bird Buses 15-23K	60998-003		315 612
	COMFORT AIR - for Blue Bird Buses 15-23K	47 1700 000 428		315 612
	COMFORT AIR - for Hino Vehicles 19K & 21K	60670-013		317 937
	COMFORT AIR - for Thomas Built Buses	60670-006		315 611
	HA 36K, 40K & 46K Past Generations Obsolete 8/95	47902-008		317 774
	HA 36K, 40K & 46K Past Generations Obsolete 8/95	47902-009		317 934
	HA 36K, 40K & 46K Past Generations Obsolete 8/95	47902-013		315 542
	HA 36K, 40K & 46K Past Generations Obsolete 8/95 All others	60670-003L		315 542
	HA for Mack 36K, 40K & 46K Past Generations Obsolete 8/95	60670-001L		317 934
	HAS 12K Equipped with Drum Brakes Low Profile	60670-010L		315 542
	HAS 12K, 19K, 21K, 23K for Ford vehicles 8.8" Ride Height	60670-011		317 937
	HAS 15K Equipped with Drum Brakes Low Profile	60670-003L		315 542
	HAS 19K,21K & 23K Equipped with Drum Brakes Standard	60670-005L		410 057
	HAS 19K,21K, 23K, 36K, 40K & 46K Equipped with Drum Brakes High Torque	57905-001		410 057
	HAS 19K,21K, 23K, 36K, 40K & 46K Equipped with Drum Brakes High Torque	60675-003L		410 057
	HAS 19K,21K & 23K Equipped with Drum Brakes low Profile	60670-008L		317 934
	HAS 21K, 23K, 40K & 46K with Air Disc Brakes	60670-005L		410 057
	HAS Tandem 36K, 40K & 46K w/Drum Brakes Standard	60670-005L		410 057
	HAS 40K LH Equipped with Drum Brakes	60680-001L		316 821
	HAS Tandem 40K & 46K w/Drum Brakes Standard Inboard Rear	60670-007L		317 936
	HAS Tandem 40K & 46K w/Drum Brakes High Torque Inboard Rear	60675-006L		410 040
	HAS Tandem 40K & 46K w/Drum Brakes Low Profile	60670-008L		317 934
	HAULMAAX 40K & 46K 17 1/2" & 18 1/2" Saddle Height	60680-005L		317 935
	HN 402, 462, 522 & FR	60680-003L		316 833
	HN/HNT 40K & 46K Past Generations Obsolete 2/96	60670-002L		317 782
	HTB LT For International Truck Vehicles 40K	60657-006		315 431


## CHASSIS SECTION

		OEM Number		
---	---	------------	---	---

### HENDRICKSON (Continued)

TRUCK & BUS SUSPENSION (Continued)				
	HTB LT For International Truck Vehicles 40K	60657-008L		315 431
	HTS 21K, 23K & 26K For Autocar	60665-025L		316 307
	MAXAIR AL405 For Mack Vehicles Includes Key Nos. 22-24	57241-006L		316 821
	Parasteer	59483-000	317 936	
	Parasteer 09/98-11/01	60665-005L	317 936	
	Parasteer 11/01-current	60998-002L	316 488	
	Parasteer 11/01-current	48 1700 131 438	316 488	
	Parasteer HD	60665-005L	317 936	
	PRIMAAX 230/460/690 for International Truck Vehicles 9" Ride Height	60657-003		316 823
	PRIMAAX 230/460/690 for Kenworth Vehicles 10" Ride Height	60657-003		316 823
		60657-005		316 823
	PRIMAAX for Volvo/Mack Vehicles 8.5" & 10" Ride Height for vehicles with drum brakes only	60657-007		316 823
	PRIMAAX EX 23KT/26KST/46KT/52KST/69KT/78KST 12 1/2"-14 3/8" & 15 1/2" Ride Height Standard	60657-003L		316 823
	PRIMAAX EX 23K/46K/69K for Caterpillar Vehicles 9" & 10.5" Ride Height	60657-003		316 823
	PRIMAAX EX 230/460/690 8 1/2" - 10" ride height	60657-003L		316 823
	PRIMAAX EX 232/462/692 for Freightliner & Western Star Vehicles 10" Ride Height	60657-003L		316 823
	PRIMAAX EX 232/462/692 for International Truck Vehicles 9" & 10" Ride Height	60657-003		316 823
	PRIMAAX EX 232/462/692 for Kenworth Vehicles 10" Ride Height Standard, except Tridem	60657-003		316 823
	PRIMAAX EX 232/462/692 for Kenworth Vehicles 10" Ride Height Tridem only	60657-005		316 823
	PRIMAAX EX for Volvo/Mack Vehicles 8.5" & 10" Ride Height	60657-007		316 823
	PRIMAAX EX for Volvo/Mack Vehicles 10" Ride Height for vehicles with drum brakes only	60657-003		316 823
	SOFTEK for Lion & Spartan Bus	58913-009L	315 414	
	SOFTEK for Lion & Spartan Bus	47 1700 000 456	315 414	
	SOFTEK NXT - for Blue Bird All American Buses 13.2K & 14.6K	58913-010	315 412	
		47 1700 002 919	315 412	
	SOFTEK NXT - for Blue Bird Vision Buses 8.5K & 10K	58913-007	315 414	
		58913-009L	315 414	
		47 1700 000 456	315 414	
	All w/ OEM Number	12738		317 957
		47902-003		315 542
		47902-011		315 544
		47902-018		317 936
		47902-019		316 307
		47902-024		410 057
		47902-025		315 554
		47902-026		317 936
		47902-028		410 057
		57241-001		316 821
		57241-002		316 821

## CHASSIS SECTION

		OEM Number		
---	---	------------	---	---

### HENDRICKSON (Continued)

TRUCK & BUS SUSPENSION (Continued)				
	All w/ OEM Number (Continued)	57241-003		316 833
		57905-002		315 554
		58623-001		316 822
		59048-001		317 937
		59305-001		317 943
		59851-001		410 057
		59851-002		315 554
		59852-001		316 821
		60670-017		317 937
		60670-020		317 937
		60675-005		316 822
		98583-006		317 937
		A-14496		317 530
		A-14496		317 530
		A-14496		317 530
		AE76164-4		317 957
		BE76164-4		317 957
	60670-007		317 936	
	60680-003		316 833	

### HIGHWAY PRODUCT

	All w/ Air Suspension	—		410 056
	All w/ Leaf Spring Suspension	A1-6-135		410 056

### HINO

	All w/ Hendrickson Rear Comfort Air Drive	60670-013		317 937
	All Conventional Hino Models w/ Hendrickson Comfort Air Suspension	60670-020		317 937
	All Conventional Hino Models w/ Single Axle Air Suspension	60670-013		317 937
		60670-017		317 937

### HYESTER

	All Straddle Carrier	73516		317 957
		650150		317 957

### HUTCHENS SUSPENSION

	All w/ OEM Number	9423-00		410 056
--	-------------------	---------	--	---------

### IC BUS

	All CE Series w/ OEM Number	3578105C1		316 302
		3578105C2		316 302
		501906C91		316 321
		501906C92		316 321

### INTERNATIONAL

405 SERIES				
	All D-405, DB-405, DC-405, DCO-405, DF-405, VCO-405 (Exc. Axle Code 02136)	426744R91		315 392
		453576C91		315 392
	All DBF-405, DCF-405, DCOF-405, VCOF-405 w/ Axle Code 02136	293009C91		315 392
		426744R91		315 392
		453576C91		315 392

## CHASSIS SECTION

		OEM Number		
---	---	------------	---	---

### INTERNATIONAL (Continued)

405 SERIES (Continued)				
	All DBF-405, DCF-405, DCOF-405, VCOF-405 w/ Axle Code 02136 (Continued)	453577C91	315 392	
	All DBT-405, DCOT-405, DCT-405, DT-405, VCOT-405 (Exc. Axle Code 02136)	426744R91	315 392	
		453576C91	315 392	
	All DBT-405, DCOT-405, DCT-405, DT-405, VCOT-405 w/ Axle Code 02136	293009C91	315 392	
		426744R91	315 392	
		453576C91	315 392	
		453577C91	315 392	

417 SERIES				
	All DCO-417, DCOF-417	426744R91	315 392	
		453576C91	315 392	

600, 700, 900 SERIES – CABOVER TRUCK & TRACTOR (NISSAN)				
	All 600, 700, 900 Series	56101 Z1030	316 310	
	All 600, 700, 900 Series (Steering Axle)	56101 Z2000	316 310	

1000 SERIES – FORWARD CONTROL CHASSIS				
	All 1452, 1652 Series w/ International Air Suspension	1675455C1		315 416
		1690035C1		315 416
		2018987C1		315 416
		501553C91		315 416
	All 1452, 1652 Series w/ OEM Number	453576C92	410 032	
		472412C91	315 418	
		540395C92	315 540	
		586724C91	315 418	
	All M1400, M1600 Series w/ 9,000-12,000 lb. Suspension	472412C91	315 418	
		586724C91	315 418	
	All 1654 LP Series (Low Profile Vehicle) & w/ OEM number	1663471C1	317 933	
		1660846C91		317 932
		1660846C92		317 932

2000 SERIES – CONVENTIONAL TRUCK (SEVERE SERVICE)				
	All 2554, 2574, 2654, 2674 Series w/ 9,000-12,000 lb. Suspension	472412C91	315 418	
	All 2554, 2574, 2654, 2674 Series w/ International Air Suspension	1675455C1		315 416
		1690035C1		315 416
		2018987C1		315 416
		501553C91		315 416

3000 SERIES – BUS & SCHOOL BUS CHASSIS				
	All 3700, 3800 Series w/ OEM Number	501906C91		316 321
	All 3700, 3800 Series w/ Neway ARD-234 Air Suspension & OEM Number	537524C91		317 934

## CHASSIS SECTION

		OEM Number		
---	---	------------	---	---

### INTERNATIONAL (Continued)

3000 SERIES – BUS & SCHOOL BUS CHASSIS (Continued)				
	All 3900FC Series w/ OEM number	1677707C1 2015557C1 467371C91	316 815 316 815 317 957	317 957

4000 SERIES – SHORT CONVENTIONAL MEDIUM TRUCK & TRACTOR				
	All 4200, 4300, 4300LP, 4400, 4400LP Series (Steering Axle) w/ 10,000-14,000 lb. Axle	3533357C1	410 043	
	All 4300, 4300LP, 4400, 4400LP Series w/ 8,000 lb. Axle	3533356C1	316 302	
	All 4600, 4700, 4800, 4900 Series	1667520C1	315 420	
	All 4600, 4700, 4800, 4900 Series w/ 9,000-12,000 lb. Suspension	472412C91	315 418	
		586724C91	315 418	
	All 4600, 4700, 4800, 4900 Series w/ International Air Suspension	1675455C1		315 416
		1690035C1		315 416
		2018987C1		315 416
		501553C91		315 416
	All 4600LP, 4700LP Series (Low Profile Vehicle)	501906C91	316 321	
		540395C92	315 540	
	All 4900 Series w/ Dual Doors	2015556C1	315 545	

5000 SERIES – CONVENTIONAL HEAVY DUTY TRUCK				
	All 5070 Series 6x4 (Drive Axle) w/ Neway 14UKY Air Suspension	2029200C91		315 542

7000 SERIES – BUS & SCHOOL BUS CHASSIS				
	All BE200 Small Bus w/ 9,000 lb. Suspension	3609400C1		316 321

7000 SERIES (WORKSTAR) – SHORT CONVENTIONAL MEDIUM TRUCK & TRACTOR				
	All 7100 Series w/ 9,000-12,000 lb. Suspension	472412C91 586724C91	315 418 315 418	
	All 7100 Series (Drive Axle) w/ International Air Suspension	1675455C1		315 416
		1690035C1		315 416
		2018987C1		315 416
		501553C91		315 416
	All w/ Hendrickson HAS-230, HAS-400, HAS-460 Suspension	47902024		410 057
	All w/ OEM Number	3541456C1	317 965	
		3558089C2	317 777	
		60680-003		315 655

8000 SERIES – CONVENTIONAL HEAVY DUTY TRUCK & TRACTOR				
	All 8100 Series w/ 9,000-12,000 lb. Suspension	472412C91	315 418	
	All 8100, 8200, 8300 Series w/ 12,000-14,000 lb. Suspension	1664788C2	315 545	
		2015556C1	315 545	
		3571713C1	315 545	
	All 8100, 8200, 8300 Series (Steering Axle) w/ 16,000-18,000 lb. Suspension	1667520C1	315 420	

## CHASSIS SECTION

		OEM Number		
---	---	------------	---	---

### INTERNATIONAL (Continued)

#### 8000 SERIES – CONVENTIONAL HEAVY DUTY TRUCK & TRACTOR (Continued)

	All 8100, 8200, 8300 Series (Drive Axle) w/ International Air Suspension	1675455C1		315 416
		1690035C1		315 416
		2018987C1		315 416
		501553C91		315 416
	All 8100, 8200, 8300 Series 6x4 (Drive Axle) w/ Neway 14UKY Air Suspension	2029200C91		315 542
	All 8100, 8200, 8300 Series w/ OEM Number	501906C91		316 321
	All 8100LP, 8200LP, 8300LP(LowProfileVehicle) Series (Drive Axle) w/ Air Suspension	1660846C91		317 932
		1660846C92		317 932
	All 8500, 8600 Series (Steering Axle) w/ 10,000-14,000 lb. Axle	3533357C1	410 043	
		3588209C1	410 043	
	All 8500, 8600 Series w/ OEM Number	3549099C2		315 417

#### 9100 & 9200 SERIES – TRACTOR & STRAIGHT TRUCK

	All 6x4 Models (Drive Axle) w/ Neway 14UKY Air Suspension	2029200C91		315 542
	All w/ 12,000-14,000 lb. Suspension	1664788C2	315 545	
		2015556C1	315 545	
		2032533C1	315 545	
3571713C1		315 545		
	All (Drive Axle) w/ International Air Suspension	1675455C1		315 416
		1690035C1		315 416
		2018987C1		315 416
		501553C91		315 416
	All w/ OEM Number	1660846C91		317 932
		1660846C92		317 932

#### 9100i, 9200i & 9400i SERIES – CONVENTIONAL HEAVY DUTY TRACTOR

	All 4x2 Models w/ International Air Suspension	2018987C1		315 416
	All w/ Hendrickson HAS-230, HAS-400, HAS-460 Suspension	47902024		410 057
	All (Drive Axle) w/ IAS Suspension w/ 9.25" or 9.5" Ride Height	3549099C2		315 417
		3573265C1		315 417
	All (Low Profile) w/Varirate Air Ride Suspension w/ 5.25 - 7 Ride Height	1660846C91		317 932
		1660846C92		317 932
	All w/ OEM Number	3571712C1	315 545	
		3571713C1	315 545	
		3581106C1	315 547	
		3581107C1	315 547	
		3581109C1	315 547	
		3584535C1	315 547	
		507202C1	316 840	

#### 9300 & 9400 SERIES – LONG HOOD CONVENTIONAL TRUCK & TRACTOR

	All w/ 12,000-14,000 lb. Suspension	1664788C2	315 545	
		2015556C1	315 545	
		2032533C1	315 545	
		3571713C1	315 545	
	All w/ 16,000-18,000 lb. Suspension	1667520C1	315 420	

## CHASSIS SECTION

		OEM Number		
---	---	------------	---	---

### INTERNATIONAL (Continued)

9300 & 9400 SERIES – LONG HOOD CONVENTIONAL TRUCK & TRACTOR (Continued)				
	All 9300 SBA w/ FA-231 Axle	1664149C1		315 593
	All w/ Hendrickson RS/RTE-380 Air Suspension	503610C2		315 544
	All w/ International Air Suspension	1675455C1		315 416
		1690035C1		315 416
		2018987C1		315 416
		501553C91		315 416
	All w/ Neway 14UKY Air Suspension	2029200C91		315 542
	All w/ Neway ARD-125/244 Air Suspension	790335C91		317 776
	All w/ OEM Number	503610C2		315 544
		507202C1		316 840
		1660846C91		317 932
		1660846C92		317 932

9600 & 9700 SERIES – CABOVER TRACTOR				
	All w/ 12,000 & 14,000 lb. Suspension	1664788C2	315 545	
		2015556C1		315 545
		3571713C1		315 545
		1667520C1		315 420
	All w/ 16,000-18,000 lb. Suspension	1675455C1		315 416
	All w/ International Air Suspension	1690035C1		315 416
		2018987C1		315 416
		501553C91		315 416
		503550C1		315 544
	All w/ International STL Suspension	790335C91		317 776
	All w/ Neway ARD-125/244 Air Suspension	537524C91		317 934
	All w/ Neway ARD-234 Air Suspension	503610C2		315 544
	All w/ OEM Number	507202C1		316 840

9900i & 9900ix SERIES – CONVENTIONAL HEAVY DUTY TRACTOR				
	All 6x4 Models w/ International Air Suspension (Exc. Low Profile)	2018987C1		315 416
	All w/ 12,000-14,000 lb. Taper Leaf Suspension	3571711C1		315 545
		3571713C1		315 545
		3581106C1		315 547
		3581107C1		315 547
		3581109C1		315 547
		3584535C1		315 547
	All w/ Hendrickson HAS-230, HAS-400, HAS-460 Suspension	47902024		410 057
	All (Drive Axle) w/ IAS Suspension w/ 9.25" or 9.5" Ride Height	3549099C2		315 417
		3573265C1		315 417
	All w/ OEM Number	507202C1		316 840

A,B,AC, and BC Conventional				
	All BCF-195-D	-		317 957



## CHASSIS SECTION


		OEM Number		
---	---	------------	---	---

### INTERNATIONAL (Continued)

BUS & BUS CHASSIS				
All 173 FC & 183 FC w/ Axle Codes 14149 & 14189	210535R91 453568C91 467372C91			317 957 317 957 317 957
All 173 FC, 183 FC, 183 RE, 193 RE	204994R91 453561C91 453565C91 467371C91		317 957 317 957 317 957 317 957	
All 183 RE w/ Axle Codes 14043, 14147 & 14186	210533R91 210534R92 453562C91 467371C91			317 957 317 957 317 957 317 957
All 193 RE- Exc. Axle Codes 14039 & 14189	210533R91 210534R92 453562C91 467371C91			317 957 317 957 317 957 317 957
All 1603, 1703, 1803 & 1853	383379C91 453575C91 471203C91 873622C91 537524C91			317 958 317 958 317 958 317 958 317 934
All 1723, 1823, 1853 Series w/ Neway ARD-234 Air Suspension				
All 1823 S Series (Exc. Rear Axle Codes 14029, 14030, 14187)	501906C91			316 321
All 1853 FC & 1853 DFC	204994R91 453561C91 453565C91 467371C91		317 957 317 957 317 957 317 957	
All 1853 FC & 1853 DFC w/ Axle Codes 14039, 14139, 14149 & 14189 — Exc. 14149 w/ FD Serial Numbers	210533R91 210534R92 453562C91 467371C91			317 957 317 957 317 957 317 957

CARGOSTAR				
All CO-190, COF-190, VCO-190, VCOF-190 & CO-200, DCO-200, VCO-200 & CO-220, VCO-220 & VCO-190 (4 Man Cab) (Steering Axle)	204994R91 210534R92 288920C91 453561C91 453562C91 453565C91 453569C91 467371C91 467372C91 873619C92		317 957 317 957 317 957 317 957 317 957 317 957 317 957 317 957 317 957 317 939	
All CO-1610A & B, CO-1630A & B, CO-1710A & B, CO-1730A & B, CO-1750A & B, CO-1810A & B, CO-1830A & B, COF- 1810A & B (Steering Axle) with 9000, 10800, or 12000 lb Front Axle				

## CHASSIS SECTION

		OEM Number		
---	---	------------	---	---

### INTERNATIONAL (Continued)

#### CARGOSTAR (Continued)

All CO-1610A & B, CO-1630A & B, CO-1710A & B, CO-1730A & B, CO-1750A & B, CO-1810A & B, CO-1830A & B, COF- 1810A & B (Exc. 9,000, 10,800, 12,000 lb. Axles)	453572C91	316 838	
All CO-1910A & B, CO-1950A & B, COF-1910A & B, COF-1950A & B	453572C91	316 838	
	873619C92	317 939	
All CO-1950, COF-1950 & COT-1950	204994R91	317 957	
	288920C91	317 957	
	288921C91	317 957	
	453561C91	317 957	
	453565C91	317 957	
	453566C91	317 957	
	453569C91	317 957	
	467371C91	317 957	
	467372C91	317 957	


#### CO-STAR & TRANSTAR II

All 7070B, CO-7070B, COF-7070B, F-7070B	426744R91	315 392	
	453576C91	315 392	
	477132C1	315 392	
All CO-4010, COF-4010, COT-4010, COT-4010D, CO-4050, COF-4050, COT-4050, CO-4070A & B, CO-4070D, COF-4070B, COF-4070D, COT-4070D, COF-4077, COF-4077A, COF-4080D, CO-4090A, COF-4090A, 7070B, CO-7070B, COF-7070B, F-7070B	453576C92	410 032	
All CO-4010, COF-4010, COT-4010, COT-4010D, CO-4050, COF-4050, COT-4050, CO-4070D, COF-4070B, COF-4070D, COT-4070D, COF-4077, COF-4077A, COF-4080D, CO4090A, COF-4090A	426744R91	315 392	
	453576C91	315 392	
	477132C1	315 392	

#### F & S SERIES

All 1600, 1700, 1800, 1900, 2100 Series w/ International Air Suspension	1675455C1		315 416
	1690035C1		315 416
	2018987C1		315 416
	501553C91		315 416
All 1600,1700,1800,1900, 2100 Series (Drive Axle) w/ Neway ARD-234 Air Suspension	537524C91		317 934
All 1600, 1700, 1800, 1900, 2100 Series w/ OEM Number	453576C92	410 032	
	472411C91	315 418	
	3000070C91	315 418	
All 1624, 1654, 1724, 1754, 1824, 1854, 1924, F1924, 1925, 1954, F1954, 1955, 2124, 2125, F2125, 2154, 2155 Series w/ 9,000-12,000 lb. Suspension	472412C91	315 418	
	586724C1	315 418	
All 1624, 1654, 1724, 1754, 1824, 1854, 1924, F1924, 1925, 1954, F1954, 1955, 2124, 2125, F2125, 2154, 2155 Series (Exc. Rear Axle Codes 14029, 14030, 14187)	501906C91		316 321

## CHASSIS SECTION

		OEM Number		
---	---	------------	---	---

### INTERNATIONAL (Continued)

F & S SERIES (Continued)				
	All 2275, F2275, 2524, F2524, 2554, F2554, 2574, F2574, 2575, F2575, F2624, F2654, F2674 Series (Steering Axle) w/ 9,000-12,000 lb. Suspension	472411C91	315 418	
		472412C91	315 418	
		586724C91	315 418	
	All 2275, F2275, 2524, F2524, 2554, F2554, 2574, F2574, 2575, F2575, F2624, F2654, F2674 Series (Drive Axle) w/ International Air Suspension	1675455C1		315 416
		1690035C1		315 416
		2018987C1		315 416
		501553C91		315 416
	All 2275, F2275, 2524, F2524, 2554, F2554, 2574, F2574, 2575, F2575, F2624, F2654, F2674 Series (Drive Axle) w/ Neway ARD-125/244 Air Suspension	790335C91		317 776
	All 2275, F2275, 2524, F2524, 2554, F2554, 2574, F2574, 2575, F2575, F2624, F2654, F2674 Series (Drive Axle) w/ Neway ARD-234 Air Suspension	537524C91		317 934

### FIRETRUCK

	All CO-8190	204994R91	317 957	
		453561C91	317 957	
		453565C91	317 957	
		467371C91	317 957	

### FLEETSTAR - CONVENTIONAL

	All R-185, R-190, RD-190, R-200, RD-200, RF-200, RDF-200, R-220, RD-220, R-210 & RF-210 (Steering Axle)	210533R91	317 957	
		210534R92	317 957	
		210535R91	317 957	
		210536R91	317 957	
		210537R91	317 957	
		210538R91	317 957	
		453562C91	317 957	
		453568C91	317 957	
		467371C91	317 957	
		467372C91	317 957	
	All 1900,1950, 2000 & 2000D	210535R91	317 957	
		453568C91	317 957	
		467372C91	317 957	
	All F-1900, T1900, F-1950, T1950, 2000D & T2000D (Steering Axle)	210535R91	317 957	
		453568C91	317 957	
		467372C91	317 957	
	All 2000D, 2010A, 2050A, 2070A, 2110A, 2150A w/ Air Ride Suspension after Chassis #G-387453	350425C1		316 322
	All F-2000D, F-2010A, F-2050A w/ Air Ride Suspension	350425C1		316 322

### LOADSTAR- CONVENTIONAL

	All 1600,1600 4 x 4, 1610, 1610 4 x 4,1700,1700 4 x 4,1710, 1710 4 x 4,1750,1800, 1810, 1850,1890 & 1890D	383379C91		317 958
		453575C91		317 958
		471203C91		317 958
		873622C91		317 958

## CHASSIS SECTION

		OEM Number		
---	---	------------	---	---

### INTERNATIONAL (Continued)

LONESTAR SERIES				
	All w/ 40,000 lb. Air Suspension	3620395C1		315 417

METRO & MULTI-STOP SERIES				
	All M1600, M1700, M1800, M1900, M2100 Series w/ OEM Number	453576C92	410 032	
		472411C91	315 418	
		472412C91	315 418	
		586724C91	315 418	
	All M1600, M1700, M1800, M1900, M2100 Series (Exc. Rear Axle Codes 14029, 14030, 14187)	501906C91		316 321

PAYSTAR				
	All 5010, F-5010, F-5050, F-5050SF, 5070, F-5070, F-5070SF w/ OEM Number	426744R91	315 392	
		453576C91	315 392	
		453576C92	410 032	
		477132C1	315 392	

PROSTAR				
	All w/ 40,000 lb. Suspension	3586883C1		315 417
		3620395C1		315 417
	All w/ Sleeper Cab & Leaf Spring Suspension	3606857C1	316 817	
	All w/ Day Cab & Leaf Spring Suspension	3606859C1	316 817	


TRANSTAR				
	All 4170, F-4170, 4200, F-4200, 4300, F-4300 w/ OEM Number	426744R91	315 392	
		453576C92	410 032	
		477132C1	315 392	
	All D-400, DC-400, DCF-400, DCF-400M, DF-400 w/ Axle Code 02136	293009C91	315 392	
	All D-400, DC-400, DCF-400, DCF-400M, DF-400 (Steering Axle) w/ Axle Code 02136	426744R91	315 392	
		453577C91	315 392	
	All D-400, DC-400, DCF-400, DCF-400M, DF-400 w/ OEM Number	453576C91	315 392	

UNISTAR				
	All CO7044A	426744R91	315 392	

XT SERIES				
	All CXT	3606770C1	317 965	

ADDITIONAL OEM NUMBERS				
	All w/ OEM Number	3544768C1		317 773
		3549100C1		317 773
		3578858C1		317 773
		3578858C2		317 773
		3586883C1		315 417
		3606857C2	316 817	

## CHASSIS SECTION

		OEM Number		
---	---	------------	---	---

### INTERNATIONAL (Continued)

ADDITIONAL OEM NUMBERS (Continued)				
	All w/ OEM Number (Continued)	3606859C2	316 817	
		3606859C2	316 817	
		3668566C1	316 817	
		3670156C1	316 817	
		4C4Z-18125-DA		317 773
		548532C1		317 933

### ISUZU

	All NPR Series W/OEM Number	97083029	317 945	
		8-97083-029-0	317 945	
		8-97253-664-0		317 938
	All NQR Series W/OEM Number	8-97253-664-0		317 938
	All w/ OEM Number	8-22064-805-0	316 312	
		8-22064-806-0	316 312	
		8-22064-807-0	316 312	
		8-22064-489-0		510 017
		8-51630-666-0		317 938
		8-97253-620-0	317 945	
		8-97253-621-0	317 945	
		8-97253-651-0		317 938
		8-97253-651-0		317 938
		94033786		317 938
		9-51630-666-0		317 938
		9-51630-666-2		317 938


### JOHN DEERE

81-73	All M & R-300, 400, 500 Motorhome Chassis	3638112		317 966
-------	---	---------	--	---------

### KENWORTH

C500, C500B, C500K, C540, C500 & C550 SERIES				
	All w/ Air Glide 100 (w/ 8 Air Bags) Rear Suspension (4 Shock Absorbers Required)	K374-7		315 551
		K374-9		315 551
		K374-29		315 551
		K374-32		315 551
	All w/ Air Glide 200 (w/ 8 Air Bags) - 40,000 lb. Rear Suspension (4 Shock Absorbers Required)	70701		315 553
		665903		315 553
		665944		315 553
	All w/ Air Glide 380 - 38,000 lb. Air Rear Suspension	C71-1002		315 424
	All w/ Multi Leaf Spring	K374-3	316 837	
		K374-33	316 837	
		K374-5	316 837	
	All w/ Taper Leaf Spring Suspension	K374-11	410 032	
		K374-16	410 032	
		K374-26	410 032	
		K374-27	410 032	

## CHASSIS SECTION

		OEM Number		
---	---	------------	---	---

### KENWORTH (Continued)

K100, K100E & K125 SERIES				
	All w/ Air Glide 100 (w/ 8 Air Bags) Rear Suspension (4 Shock Absorbers Required)	K374-7		315 551
		K374-9		315 551
		K374-29		315 551
		K374-32		315 551
	All w/ Air Glide 200 (w/ 8 Air Bags) - 40,000 lb. Rear Suspension (4 Shock Absorbers Required)	70701		315 553
		665903		315 553
		665944		315 553
	All w/ Multi Leaf Spring	K374-3	316 837	
		K374-33	316 837	
		K374-5	316 837	
	All w/ Taper Leaf Spring Suspension	K374-11	410 032	
		K374-16	410 032	
		K374-26	410 032	
		K374-27	410 032	

K300 & T300 SERIES				
	All w/ Air Glide 100 (w/ 8 Air Bags) Rear Suspension (4 Shock Absorbers Required)	K374-7		315 551
		K374-9		315 551
		K374-29		315 551
		K374-32		315 551
	All w/ Air Glide 200 (w/ 8 Air Bags) - 40,000 lb. Rear Suspension (4 Shock Absorbers Required)	70701		315 553
		665903		315 553
		665944		315 553
	All w/ Hendrickson Air Suspension	47902-19		316 307
	All w/ Multi Leaf Spring	K374-3	316 837	
		K374-33	316 837	
		K374-5	316 837	
	All w/ Reyco 102 or 79KB Suspension	16725-01		316 320
	All w/ Reyco 1209 or 1212 Suspension	19495-01	316 840	
	All w/ Taper Leaf Spring Suspension	K374-11	410 032	
		K374-16	410 032	
		K374-26	410 032	
		K374-27	410 032	
	All w/ OEM Number	665617	410 044	
		671656		315 655
		B71-6004	317 534	
		B71-6011	316 305	
		C71-1011		316 312
		C71-1013		315 655

T400, T400B & T450B SERIES				
	All w/ Air Glide 100 (w/ 8 Air Bags) Rear Suspension (4 Shock Absorbers Required)	K374-7		315 551
		K374-9		315 551
		K374-29		315 551
		K374-32		315 551
		K374-C7		315 551
	All w/ Air Glide 200 (w/ 8 Air Bags) - 40,000 lb. Rear Suspension (4 Shock Absorbers Required)	70701		315 553
		665903		315 553
		665944		315 553
	All w/ Multi Leaf Spring	K374-3	316 837	
		K374-33	316 837	
		K374-5	316 837	

## CHASSIS SECTION

		OEM Number		
---	---	------------	---	---

### KENWORTH (Continued)

T400, T400B & T450B SERIES (Continued)				
	All w/ Taper Leaf Spring Suspension	K374-11	410 032	
		K374-16	410 032	
		K374-26	410 032	
		K374-27	410 032	

T600, T600A, T600B & T602 SERIES				
	All w/ Air Glide 100 (w/ 8 Air Bags) Rear Suspension (4 Shock Absorbers Required)	K374-7		315 551
		K374-9		315 551
		K374-29		315 551
		K374-32		315 551
		K374-C7		315 551
	All w/ Air Glide 200 (w/ 8 Air Bags) - 40,000 lb. Rear Suspension (4 Shock Absorbers Required)	70701		315 553
		665903		315 553
		665944		315 553
	All w/ Air Glide 380 - 40,000 lb. Rear Air Suspension	C71-1002		315 424
	All w/ Air Glide 400 Air Suspension	671962		316 316
	All w/ Air Glide 460 Air Suspension	671963		315 655
	All w/ Hendrickson Air Suspension	47902-19		316 307
		47902-24		410 057
	All w/ Multi Leaf Spring	K374-3	316 837	
		K374-33	316 837	
		K374-5	316 837	
	All w/ Reyco 102 or 79KB Suspension	16725-01		316 320
	All w/ Reyco 1209 or 1212 Suspension	19495-01	316 840	
	All T600 Models w/ OEM Number	665858	315 548	
	All w/ Taper Leaf Spring Suspension & OEM Number	K374-11	410 032	
		K374-16	410 032	
		K374-26	410 032	
		K374-27	410 032	
	All w/ OEM Number	B71-1001	315 654	

T700				
11 -	All Models w/ 13,000 lb Front Axle	B71-1001	315 654	

T800, T800A, T800B, T800H, T800SH & T800W SERIES				
	All w/ Air Glide 100 (w/ 8 Air Bags) Rear Suspension (4 Shock Absorbers Required)	K374-7		315 551
		K374-9		315 551
		K374-29		315 551
		K374-32		315 551
		K374-C7		315 551
	All w/ Air Glide 200 (w/ 8 Air Bags) - 40,000 lb. Rear Suspension (4 Shock Absorbers Required)	70701		315 553
		665903		315 553
		665944		315 553
	All w/ Hendrickson Air Suspension & OEM Number	47902-24		410 057
		47902-19		316 307

## CHASSIS SECTION

		OEM Number		
---	---	------------	---	---

### KENWORTH (Continued)

T800, T800A, T800B, T800H, T800SH & T800W SERIES (Continued)				
	All w/ Multi Leaf Spring	K374-3	316 837	
		K374-33	316 837	
		K374-5	316 837	
	All w/ Neway Air Suspension & OEM Number	90044089 90045132		315 544 410 040
	All w/ Reyco 102 or 79KB Suspension	16725-01		316 320
	All w/ Reyco 1209 or 1212 Suspension	19495-01	316 840	
	All w/ Taper Leaf Spring Suspension	K374-11	410 032	
		K374-16	410 032	
		K374-26	410 032	
		K374-27	410 032	

T2000 SERIES				
	All w/ Air Glide 100 (w/ 8 Air Bags) Rear Suspension (4 Shock Absorbers Required)	K374-7		315 551
		K374-9		315 551
		K374-29		315 551
		K374-32		315 551
	All w/ Air Glide 200 (w/ 8 Air Bags) - 40,000 lb. Rear Suspension (4 Shock Absorbers Required)	70701		315 553
		665903		315 553
		665944		315 553
	All w/ Air Glide 380 - 40,000 lb. Air Rear Suspension	C71-1002		315 424
	All w/ Multi Leaf Spring	K374-3	316 837	
		K374-33	316 837	
		K374-5	316 837	
	All w/ Taper Leaf Spring Suspension	K374-11	410 032	
		K374-16	410 032	
		K374-26	410 032	
		K374-27	410 032	

W900, W900B, W900L & W900S SERIES				
	All w/ Air Glide 100 (w/ 8 Air Bags) Rear Suspension (4 Shock Absorbers Required)	K374-7		315 551
		K374-9		315 551
		K374-29		315 551
		K374-32		315 551
		K374-87		315 551
		K374-C7		315 551
	All w/ Air Glide 200 (w/ 8 Air Bags) - 40,000 lb. Rear Suspension (4 Shock Absorbers Required)	70701		315 553
		665903		315 553
		665944		315 553
	All w/ Air Glide 380 - 40,000 lb. Rear Air Suspension	C71-1002		315 424
	All w/ Hendrickson Air Suspension	47902-19		316 307
	All (Drive Axle) w/ Hendrickson Air Suspension & OEM Number	47902-24		410 057
	All w/ Multi Leaf Spring	K374-3	316 837	
		K374-33	316 837	
		K374-5	316 837	



## CHASSIS SECTION

		OEM Number		
---	---	------------	---	---

### KENWORTH (Continued)

W900, W900B, W900L & W900S SERIES (Continued)				
	All w/ Neway Air Suspension	90045132		410 040
	All w/ Reyco 102 or 79KB Suspension	16725-01		316 320
	All w/ Reyco 1209 or 1212 Suspension	19495-01	316 840	
	All w/ Taper Leaf Spring Suspension	K374-11	410 032	
		K374-16	410 032	
		K374-26	410 032	
		K374-27	410 032	

ADDITIONAL OEM NUMBERS				
	All Multi Leaf Spring w/ OEM Number	K374-14	316 837	
	All Models w/ Neway Air Suspension and OE Number	90045099		315 431
	All T680 w/ OEM Number	B71-6019	317 534	
	All w/ OEM Number	C71-1014	316 316	316 316
		C71-6015	315 424	315 424
		671052	315 654	
		B71-1001	315 654	
		665945		315 551
		671962		316 316
		671963		315 655
		680586		316 310
		C71-1011		316 824
		C71-1015		315 655
		C71-1017		316 824
		C711016		315 424

KIMBLE MIXER CO.				
	All w/ OEM Number	OE10455		317 530

### LINK

	All w/ OEM Number	1210-0001		317 530
		1210-0010		317 530
		1210-0010		317 530
		1210-002		317 955
		632155		317 928
		646168		317 530

### LODAL REFUSE HAULERS

	All w/ OEM Number	9960257	315 542	
--	-------------------	---------	---------	--

### MACK

CH SERIES				
	All CH600 Series w/ 12,000 lb. Taper Leaf Spring	14QK-392AM	315 546	
		14QK-392BM	315 546	
		14QK-392BM3	315 546	
		14QK-396	315 546	
		14QK-396M	315 546	

## CHASSIS SECTION

		OEM Number		
---	---	------------	---	---

### MACK (Continued)


CH SERIES (Continued)				
	All CH600 Models w/ HAS400 MACK Air Suspension	14QK-410M		315 614
	All CH600 Series w/ ALV Hendrickson Suspension	14QK-413M6		316 821
	All CH600 Series w/ Hendrickson AL 405 Suspension	14QK-413M7		316 821
	All CH600 Series w/ Hendrickson HN-2 Series Suspension	14QK-415M		316 833
		25625241		316 833
	All CH600 Series w/ Hendrickson Air Suspension	14QK-393AM		317 934
		47902-9		317 934
	All CH600 Series w/ Neway AD Air Suspension (Shock w/ 24.3" Extend Length)	14QK-414M2		410 040
	All w/ AL Suspension	14QK-393M		317 934
	All w/ Hendrickson HA Series Air Suspension	14QK-410M3		317 934

CHN SERIES				
	All CHN-613 Series w/ 12,000 lb. Front Axle	14QK-3107M	315 606	
		20973993	315 606	
		21436096	315 607	
		47 1700 005 839	315 607	

CHU SERIES – PINACLE				
	All CHU-613 Series w/ 12,000 & 14,600 lb. Front Axle	20625775	315 420	
		20998401	315 420	
		14QK-434M	315 420	
		47 1700 002 861	315 420	

CL SERIES				
	All CL600 Series w/ ALV Hendrickson Suspension	14QK-413M6		316 821
	All CL600, CL700 Models w/ HAS400 MACK Air Suspension	14QK-410M		315 614
	All CL600 Series w/ Hendrickson Air Suspension	14QK-393AM		317 934
		47902-9		317 934
	All CL600 Series w/ Hendrickson HA Series Air Suspension	14QK-410M3		317 934
	All CL600 Series w/ Hendrickson HN-2 Series Suspension	14QK-415M		316 833
		25625241		316 833
	All CL600 Series w/ Neway AD Air Suspension (Shock w/ 24.3" Extend Length)	14QK-414M2		410 040
	All CL600 & CL700 Series (Steering Axle) w/ Taper Leaf Spring	14QK-392AM	315 546	
		14QK-392AM3	315 546	
		14QK-392BM	315 546	
	All CL700 Series w/ ALV Hendrickson Suspension	14QK-413M6		316 821
	All CL700 Series w/ Hendrickson Air Suspension	14QK-393AM		317 934
		47902-9		317 934
	All CL700 Series w/ Hendrickson HA Series Air Suspension	14QK-410M3		317 934
	All CL700 Series w/ Hendrickson HN-2 Series Suspension	14QK-415M		316 833
		25625241		316 833
	All CL700 Series w/ Neway AD Air Suspension (Shock w/ 24.3" Extend Length)	14QK-414M2		410 040

## CHASSIS SECTION

		OEM Number		
---	---	------------	---	---

### MACK (Continued)


CT SERIES – GRANITE				
	All w/ OEM Number	25626048	315 620	
		14QK-427M	315 620	
		14QK-428M	315 621	
		47 1700 000 445	315 620	
		47 1700 000 451	315 621	

CX & CXN SERIES – VISION				
	All w/ AL405 Hendrickson Suspension	14QK-413M7		316 821
	All w/ ALV Hendrickson Suspension	14QK-413M6		316 821
		14QK-410M3		317 934
	All CX Vision Series w/ Hendrickson HA Series Air Suspension			
	All CX Vision Series w/ Neway AD Air Suspension (Shock w/ Extend Length 21.7")	14QK-414M		315 431
	All CX Vision Series w/ Neway AD Air Suspension (Shock w/ 24.3" Extend Length)	14QK-414M2		410 040
	All CXN Vision Series w/ Prabolic Spring	14QK-431M	316 313	
	All w/ Hendrickson HN-2 Series Suspension	14QK-415M		316 833
		25625241		316 833
	All w/ Mack Air Suspension	14QK-3101M		315 608
		47 1700 000 431		315 608
	All w/ Neway AD Air Suspension (Shock w/ 24.3" Extend Length)	14QK-413M7		316 821
	All w/ OEM Number	64838002	315 415	
		14 1700 000 373	315 606	
		14 1700 000 380	315 606	
		14QK-3107M	315 606	
		14QK-3114M	315 606	
		14QK-322M	315 415	
		14QK-392BM3	315 546	
		47 1700 131 921	315 415	

CXU SERIES – PINNACLE				
	All w/ 12,000 lb. Taper Leaf Suspension	20973993	315 606	
		14 1700 000 373	315 606	
		14 1700 000 380	315 606	
		14QK-3114M	315 606	
	All w/ 40,000 lb. MaxLite Air Suspension	20897198		315 608
		14QK-2136M		315 608
		47 1700 000 431		315 608
		47 1700 002 626		315 608

F & FL SERIES				
	All F Series (Eastern)	—	316 320	
	All F Series (Western)	14QK-143	315 544	
		14QK-2100P4	315 544	
	All F Series w/ Standard Suspension	—		315 556

## CHASSIS SECTION

		OEM Number		
---	---	------------	---	---

### MACK (Continued)

GU SERIES – GRANITE				
	All w/ 20,000 lb. Multi Leaf Spring	25626048	315 620	
		14QK-427M	315 620	
		47 1700 000 445	315 620	

MH SERIES – ULTRA-LINER				
	All w/ Neway ARD-234 Air Suspension	14QK-375M	317 934	
	All w/ Taperleaf Suspension & OEM Numbers	14QK-2113P4	315 426	
	All w/ OEM Number	14QK-373	315 556	
		14QK-373	410 032	
		14QK-377M	315 556	
		14QK-377M	410 032	
		14QK-378M	315 556	
		14QK-378M	410 032	

OTHER MODELS				
79-75	All Mack Western W Series	—		316 839

R SERIES				
	All RB 600 Series w/ OEM Number	14QK-2107		316 839
		14QK-393M		317 934
	All R, U, RD 600 Series	14QK-366	316 307	
		14QK-366P1	316 307	
	All w/ Neway ARD-234 Air Suspension	14QK-375M		317 934
	All w/ OEM Number	14QK-2110	315 556	
		14QK-2115	315 556	
		14QK-29302	315 544	

RW SERIES				
	All w/ Taperleaf Suspension	14QK-2113P4		315 426
	All w/ OEM Number	14QK-373	315 556	
		14QK-373	410 032	
		14QK-377M	315 556	
		14QK-377M	410 032	
		14QK-378M	315 556	
		14QK-378M	410 032	

ADDITIONAL OEM NUMBERS				
	All w/ Hendrickson HAS-40LH Air Suspension	14QK-413M4		316 835
	All Twin-Y Rear Suspension w/ OEM Number	21978276		316 492
		47 1700 008 640		316 492
	All w/ OEM Number	651012	316 840	
		651103	316 307	
		651151	315 432	
		14QK-2100P2	315 432	
		14QK-2100P5	316 840	
		14QK-2100P6	316 307	

## CHASSIS SECTION

		OEM Number		
---	---	------------	---	---

### MACK (Continued)

ADDITIONAL OEM NUMBERS (Continued)				
	All w/ OEM Number (Continued)			
		14QK-2100P7	316 840	
		14QK-2105	315 432	
		14QK-366P2	316 307	
		14QK-366P3	316 307	
		14QK-366P4	315 432	
		14QK-372M	316 840	
		14QK-372M2	315 432	
		2220561		315 435
		47 1700 009 646		315 435
		21979343		315 434
		47 1700 008 934		315 434
		14QK-142AP1		316 839
		14QK-142P1		316 839
		14QK-2107P1		316 839
		14QK-2107P2		316 839
		14QK-2107P3		316 839
		14QK-2113P6		315 426
		14QK-3116M		317 777
		14QK-3108	315 622	
		14QK-427M	315 620	
		14QK-428M	315 621	
		60670-006		315 611
		14QK-393AM		317 934
		20570098		315 611
		22202559		315 608
		22202560		315 435
		25624341		316 835
		25624351		410 040
		25625091		316 839
		25625151		316 307
		25625223		316 821
		60670-006		315 611
		8083872		316 822
		25624698	316 829	316 829
		25632480	410 032	410 032
		3919933	410 032	410 032
		20863239	315 622	
		21002497	317 943	
		25624947	315 546	
		14QK-3116M	317 932	
		14QK-493M	317 932	
		21010744	317 932	
		21155033	317 932	
		70042	317 941	
		5533699	317 941	
		5554184	317 941	

### MAECO

	All w/ OEM Number	OE10882	317 963	
--	-------------------	---------	---------	--

## CHASSIS SECTION

		OEM Number		
---	---	------------	---	---

### MARMON MOTOR

	All w/ OEM Number	37-1-1 576451	315 542 315 542	
--	-------------------	------------------	--------------------	--

### MATSON SCHOOL BUS

	All w/ OEM Number	5392387	316 841	316 841
--	-------------------	---------	---------	---------

### MC NEILUS TRUCK & MAN.

	All w/ OEM Number	1170719 1473224 2034140 MTM 600-115994B 600-11599M 600-188206		317 955 317 530 317 530 317 955 317 955 317 530
--	-------------------	--	--	--

### MERCEDES-BENZ

MB-TRAC				
	All 65/70, 700, 800, 900, 1000	10690404890 24 1700 112 457 24 1700 124 457 404 323 00 00 404 323 01 00 406 232 00 00 406 323 02 00 45 1700 000 661 45 1700 123 384	112 457 112 457 112 457 112 457 112 457 112 457 112 457 112 457 112 457	

UNIMOG 32-1350				
	All U 54, U 65, U 65 T, U 66, U 70, U 70 T, U 72, U 80, U 80 T, U 84, U 90, U 90 T, U 100 L, U S 404, U 800, U 900, U 100, U 110, U 1100L	10690404890 24 1700 112 457 24 1700 124 457 404 323 00 00 404 323 01 00 406 323 00 00 406 323 02 00 45 1700 000 661 45 1700 123 384	112 457 112 457 112 457 112 457 112 457 112 457 112 457 112 457 112 457	
	All U 800, U 900, U 100, U 110 T, U 1100 T, U 1150, U 1150 L	004 323 96 00 47 1700 125 490 47 1700 310 799	310 799 310 799 310 799	310 799 310 799 310 799

O 580 (TRAVEGO)				
	All 580, 580-15 RH, 580-15 RHD, 580-16 RHD, 580-17 RHD w/ Komfort or Load Sensitive Damper	47 1700 001 542 47 1700 001 610 47 1700 008 363		300 091 300 091 300 091

## CHASSIS SECTION

		OEM Number		
---	---	------------	---	---

### MERCEDES-BENZ (Continued)

#### O 580 (TRAVEGO) (Continued)

	All 580, 580-15 RH, 580-15 RHD, 580-16 RHD, 580-17 RHD w/ Komfort or Load Sensitive Damper (Continued)	47 1700 125 972 47 1700 125 982 629 326 00 00 629 326 01 00		300 091 300 091 300 091 300 091
--	---	--	--	--

#### SETRA 400 SERIES

	All Comfort Class S 415 GT, 415 GT-HD, 416 GT, 417 GT-HD w/ Komfort or Load Sensitive Damper	47 1700 001 542 47 1700 001 610 47 1700 008 363 47 1700 125 972 47 1700 125 982 629 326 00 00 629 326 01 00		300 091 300 091 300 091 300 091 300 091 300 091 300 091
--	---	---	--	---

### MITSUBISHI – FUSO

96-88	All FH100	MC809390		317 933
88-86	All FM555, FM557	MC813135	315 418	

### MOR-RYDESUSPENSION

	All Recreational Vehicle w/OEM Number	U0109-014		317 959
	All Trailer w/OEM Number	U0109-007		317 966

### MOTOR COACH IND. (M.C.I.)

	All City Cruiser	12TA-01-013		316 841
	All G 4500 Coach (45 ft Coach -Trailing Axle)	12-05-6054		317 963
	All J4500 Coach w/ ZF IFS 16,500 lb.	12-05-1273	316 349	
		48 1700 005 968	316 349	
	All J4500 Coach w/ ZF IFS 16,500 lb. (Tag Axle)	12-05-1274		316 350
		48 1700 005 969		316 350
	All J4500 Coach w/ ZF 28,000 lb.	12-05-1275		316 351
		48 1700 007 282		316 351
	All RTS Bus with Solid Front Axle	22024673	317 962	
		22046485	317 962	
		22046499	317 962	
		22052424	317 962	
		97-9999-02585	317 962	
		97-9999-02633	317 962	
	All Models with O.E.M. Number	12-05-6001		317 963
	All Models with O.E.M. Number	OE10882		317 963

### NEWELL BUS

	All w/ OE Number	48 1700 131 897	311 503	
--	------------------	-----------------	---------	--


### NEW FLYER

	All w/ OEM Number	6391341	314 201	
		48 1700 008 635	314 201	

### NORTH AMERICAN BUS INDUSTRIES (INCL. IKARUS BUS)

	All 60 BRT Low Floor Bus	6303128		314 201
		48 1700 125 956		314 201

## CHASSIS SECTION

		OEM Number		
---	---	------------	---	---

### NORTH AMERICAN BUS INDUSTRIES (INCL. IKARUS BUS) (Continued)

All Ikarus Bus Models	416003214700 48 1700 124 382	315 422 315 422	315 422 315 422
-----------------------	---------------------------------	--------------------	--------------------

### NOVA BUS

All Articulated Bus w/ OEM Number	48 1700 000 499 48 1700 005 951 N56224 48 1700 000 492 48 1700 005 952 N35179-P N56226	315 505 315 505 315 505	315 506 315 506 315 506 315 506
All Articulated Bus w/ OEM Number (Tag Axle)	48 1700 000 497 48 1700 005 953 N38073P N56228		316 487 316 300 316 487 316 300
All Low Floor Bus LFS w/ Meritor Axle	N33397 48 1700 131 567		313 710 313 710
All Low Floor Bus w/ OEM Number	48 1700 131 170 48 1700 131 250 48 1700 131 251 N30988 N31831-B 48 1700 131 171 48 1700 131 252 48 1700 131 253 N30989 N31830	031 417 313 709 314 464 031 417 313 709	031 418 313 708 313 708 031 418 313 708
All RTS Bus w/ "V" Drive	G1011823	317 962	
All RTS Bus w/ Solid Front Axle	22024673	317 962	
All w/ OEM. Number	G1201338	317 962	

### OLE GRANNING

All w/ OEM Number	1086	317 957	
-------------------	------	---------	--

### ORION BUS

All Models VII Low Floor Transit Buses	080131512 48 1700 004 917 080231501 48 1700 004 024 48 1700 007 422 OB240748	315 596 315 596	315 595 315 595 315 595 315 595
All VII EPA 10	080131526 48 1700 006 833	316 301 316 301	
All w/ OEM Number	020273541-4 48 1700 008 657 OB241623 680091	410 056 316 301 316 301	410 056  316 841



## CHASSIS SECTION

		OEM Number		
---	---	------------	---	---

### OSHKOSH

	All M-Line Walkin Van w/ OEM number	P117099		315 397
	All MC Chassis w/ OEM Number	GBL654875		315 397
	All w/ OEM Number	665040	315 392	
		690049	315 392	
		5353054	315 392	
		12405F-1	315 392	
		1583470		510 017
		1745500		510 017
		2034140		317 928
		1573270	317 782	317 782
		1745500	317 774	

### OSTERLUND TRUCK

	All w/ OEM Number	59011	317 957	
--	-------------------	-------	---------	--

### OTTAWA

	All Yard Tractor	59009	315 392	315 392
--	------------------	-------	---------	---------

### PAGE SUSPENSION

	All w/ OEM Number	1080099		410 056
		1081933		315 423

### PAI CORPORATION

	All w/ OEM Number	HSA-5067	315 556	
		HSA-5080	316 320	
		HSA-5095	316 839	

### PEERLESS TRAILER

	All w/ Air Suspension	72-61		315 554
--	-----------------------	-------	--	---------

### PETERBILT

270 & 271 SERIES				
	All w/ OEM Number	ACHF113	316 305	
		ACHB966		316 312
		B71-6004	317 534	
		C71-1011		316 312
		B71-6011	316 305	
		C71-1013		315 655

### 320 SERIES

	All w/ Split Progressive Spring Suspension	02-01787	315 558	
--	--	----------	---------	--


### 330 SERIES

	All w/ Low Air Leaf Suspension & OEM Number	03-07423		315 549
	All w/ OEM Number	02-02738	316 820	

### 357, 375, 376, 377, 378, 379, 385 & 387 SERIES

	All w/ Chalmer 40,000 lb. Suspension	665174		315 423
	All w/ FlexAir 38,000 lb. Suspension	C71-6000		315 424

## CHASSIS SECTION

		OEM Number		
---	---	------------	---	---

### PETERBILT (Continued)

357, 375, 376, 377, 378, 379, 385 & 387 SERIES (Continued)				
	All w/ Front Air Suspension w/ Set Back Front Axle	02-02739	315 432	
	All w/ Front Air Suspension w/o Set Back Front Axle	02-02740	316 307	
	All w/ Low Air Leaf Suspension	665633 03-07423		315 549 315 549
	All w/ Spring Suspension w/ Set Back Front Axle	02-02738 02-02741	316 820 316 816	
	All w/ Spring Suspension w/o Set Back Front Axle	02-02742	315 558	
	All w/ OEM Number	02-02737	315 558	

362 & 372 SERIES				
	All w/ 14,600 lb. Taper Leaf Spring w/ Set Front Back Axle	02-02740	316 307	
	All w/ AirTrac Suspension	03-07421		316 310
	All w/ Chalmer 40,000 lb. Suspension	665174		315 423
	All w/ Low Air Leaf Suspension	665633 03-07423		315 549 315 549
	All w/ Progressive Spring Suspension	02-02738	316 820	
	All 372 Series w/ Air Suspension & OEM Number	02-02739	315 432	


384, 385, 386 387 & 587 SERIES				
	All w/ Spring Suspension w/ Set Back Front Axle	02-02738 02-02741	316 820 316 816	
	All w/ Spring Suspension w/o Set Back Front Axle	02-02742 02-04010	315 558 315 558	

ADDITIONAL OEM NUMBERS				
	All w/ Neway Air Suspension and OEM Number	90045099		315 431
	All w/ OEM Number	665858 680348 02-01890 02-02142 680435 03-04628 03-04629 03-05384 03-07420 02-02061 680586 C71-1011 C71-1017 C71-6015 C71-1014 665858 671052 B71-6009 B71-6011	315 548 316 816 316 816 316 307      315 432   315 424 316 316 315 548 315 654 316 305 316 305	315 549 315 551 315 550 315 549 315 551   316 310 316 824 316 824 315 424 316 316 315 548 315 654 316 305 316 305

### PIERCE MANUFACTURING INC.

	All w/ OEM Number	2034140		317 928
--	-------------------	---------	--	---------

## CHASSIS SECTION

		OEM Number		
---	---	------------	---	---

### PREVOST

All Coaches & Motorhomes w/ OEM Number	630001 630127 630253 48 1700 000 209 48 1700 999 386			316 841 315 392 315 392 315 392 315 392
All H-Series - Coach 6x2 w/ OEM Number	630134 630252 48 1700 000 207 48 1700 999 376		315 426 315 426 315 426 315 426	
All LeMirage XL - Coach 6x2 w/ OEM Number	630240 48 1700 000 475		316 470 316 470	
All LeMirage XL II - Coach 6x2 w/ OEM Number	630228 630254 48 1700 000 206 48 1700 999 427		315 428 315 428 315 428 315 428	
All Tag Axles w/ OEM Number	630134 630253 630271 48 1700 005 092 74939852 01-0100-905			315 392 315 392 316 471 316 471 316 841 315 426
All VIP - Motorhome 6x2 w/ OEM Number	630163 630251 48 1700 000 208 48 1700 999 377		315 425 315 425 315 425 315 425	
All w/ OEM Number	48 1700 131 251 N31828-B 630134 630253 12T-1-13 48 1700 131 253 N31829 01-0100-905 12T-1-13		314 464 314 464      315 426 315 426	315 392 315 392 316 841 313 708 313 708

### REX MIXER

All w/ OEM Number	102-13441-10			317 530
-------------------	--------------	--	--	---------

### REYCO SUSPENSION

All Drive Axle 79KB	16725-01			316 320
All Drive Axle 101A-AR	18166-01			315 432
All Drive Axle 102AR	12887-01			315 432

## CHASSIS SECTION

		OEM Number		
---	---	------------	---	---


### REYCO SUSPENSION (Continued)

All Drive Axle 102AR Special	17146-01		315 432
All Drive Axle 102AR for Western Star	19824-01		315 554
All Drive Axle 102AR-7	17794-01		316 839
All Drive Axle 102AR-LM	19623-01		317 934
All Great Dane Trailer w/ OEM Number	18165-01		315 554
All Steering Axle 1207	17403-01	315 542	
All Steering Axle 1209	17408-01	315 542	
All Steering Axle 1209, 1212	17358-01	315 542	
	19495-01	316 840	
All Trailers 23ART	23523-01		317 536
All Trailers 21B	14954-01	317 957	
All Trailers 21 AR	12887-01		315 432
All Trailers 30 ART, 30 ARUU & 30ARUUL w/ OEM Number	23524-01		317 536
All Trailer 74AR	12887-01		315 432
All Trailers 81C, 81S	12885-03		510 017
All Trailers 86AR	18165-01		315 554
All Trailers 87 for Great Dane	18164-01		315 542
All w/ OEM Number	18800-01		410 056
	701071-01		317 530
	23524-01		317 536
	680551		317 536

### RIDEWELL CORPORATION

All Air Ride Mono Pivot 240	1270563B003		510 017
All Mobile Home & RV w/ Air Suspension	AS563B		410 056
	S6009B		410 056
All Models w/ HD Air Suspension	1270563B000		510 017
	1270563B003		510 017
	1270789B000		315 544
All Pusher w/ Lift Axle	AS563B		410 056
	S6009B		410 056
All RAR-210 w/ Double Convolution Spring	AS789B		315 544
	S5878B		315 544
All RAR-210 w/ Shock Absorber Bracket 2 1/2" Above Frame Rail	—		315 554
All RAR-210 w/ Shock Absorber Bracket 2 7/8" Above Lower Frame Rail	—		315 544
All RAR-210 w/ Shock Absorber Bracket 3" Above Lower Frame Rail	—		315 542
All RAR-210 w/ Shock Absorber Bracket Even w/ Underside of Frame	AS546B		315 554
All RAR-210 Tag Axle	AS563B		410 056
	S6009B		410 056
All RAR-210 for Trailers w/ 25" Drop	AS3069B		315 542
All RAR-221 Tag Axle	AS563B		410 056
	AS789B		315 544
	S5878B		315 544
	S6009B		410 056

## CHASSIS SECTION

		OEM Number		
---	---	------------	---	---

### RIDEWELL CORPORATION (Continued)

All RAR-221-11, 12, 13-USW Trailer w/ Shock Absorber & Hanger	AS563B S6009B			410 056 410 056
All RAR-221AS-11-USW Trailer	AS3069B			315 542
All RAR-221AS-12-USW Trailer	AS546B			315 554
All RUA-220B Lift Tag Axle & Trailer Lift Suspension	AS789B			315 544
All w/ OEM Number	AS575B S7172B S7365B 1317570B001			315 542 315 544 315 556 317 530

### SAF/HOLLAND

BUS AIR SUSPENSION				
All ARDTB-125 Series Bus Air Suspension (ARDTB-125-6A)	90044448			316 830
TRAILER AIR SUSPENSION				
All AR-41 Series Trailer Air Suspension	90044162			315 552
All AR-45 Series Trailer Air Suspension (AR-45, AR-45-1)	90044162			315 552
All AR-50 Series Trailer Air Suspension (AR-50-US, AR-50-US-F, -1, -2)	90044162			315 552
All AR-51 Series Trailer Air Suspension (AR-51-US)	90044162			315 552
All AR-80 Series Trailer Air Suspension (AR-80-6.75)	90044046			317 934
All AR-80 Series Trailer Air Suspension (AR-80-9, -9FM)	90044868			316 318
All AR-90 Series Trailer Air Suspension (AR-90-14, -15, -16, -17)	90044089			315 544
All AR-90-1 Series Trailer Air Suspension (AR-90-1-12, -14, -17)	90044162			315 552
All AR-90-1 Series Trailer Air Suspension (AR-90-1-15, -16)	90045054			316 830
All AR-92 Series Trailer Air Suspension (AR-92-12)	90044992			316 319
All AR-92 Series Trailer Air Suspension (AR-92-14)	90045040			316 319
All AR-92 Series Trailer Air Suspension (AR-92-15)	90045054			316 830
All AR-92 Series Trailer Air Suspension (AR-92-18)	90044089			315 544
All AR-93 Series Trailer Air Suspension (AR-93-14)	90045054			316 830
All AR-93 Series Trailer Air Suspension (AR-93-15)	90044794			315 622
All AR-93 Series Trailer Air Suspension (AR-93-17)	90044089			315 544
All AR-250 Series Trailer Air Suspension (AR-250-16, -17)	90044089			315 544
All ARA-93 Series Trailer Air Suspension (ARA-93-14)	90045054			316 830
All ARS-112 Series Trailer Air Suspension (ARS-112-6)	90045096			316 308
All ARU-93 Series Trailer Air Suspension (ARU-93-6)	90045040			316 319
All ARU-98 Series Trailer Air Suspension (ARU-98-17)	90045054			316 830
All RL-196A Series Trailer Air Suspension (RL-196A-12)	90044162			315 552
All RL-196A Series Trailer Air Suspension (RL-196A-12)	90044162			315 552
All RL-196A Series Trailer Air Suspension (RL-196A-14, -15)	90045040			316 319
All RL-196A Series Trailer Air Suspension (RL-196A-16, -17)	90044794			315 622
All RL-228 Series Trailer Air Suspension (RL-228-17)	90044089			315 544
All RL-250 Series Trailer Air Suspension (RL-250-12)	90045054			316 830

## CHASSIS SECTION

		OEM Number		
---	---	------------	---	---

### SAF/HOLLAND (Continued)

TRAILER AIR SUSPENSION (Continued)				
All RL-250 Series Trailer Air Suspension (RL-250-14, -15)	90044642			315 423
All RL-250 Series Trailer Air Suspension (RL-250-16, -17)	90044089			315 544
All RLSA-228 Series Trailer Air Suspension (RLSA-228-4214, -4215, -4216, -4814, -4815, -4816)	90044642			315 423
All RLSA-228 Series Trailer Air Suspension (RLSA-228-4217, -4817)	90044089			315 544
All w/ OEM Number	90045564			315 552

TRUCK & TRACTOR AIR SUSPENSION (DRIVE AXLE)				
All AD Series (Drive Axle) Air Ride Suspension w/ OEM Number	90045416			315 625
	90045436			311 794
	90045499			311 794
	90045503			315 625
	90045533			315 430
	90045534			315 431
	90045535			315 614
	90045536			315 432
	47 1700 000 433			315 430
	47 1700 000 458			315 431
	47 1700 000 460			315 614
	47 1700 000 461			315 432
	48 1700 000 483			315 625
	48 1700 000 484			311 794
All AD Series (Drive Axle) Air Ride Suspension w/ OEM Number				
All AD-123 Series (AD-123-6, -8, -10, -8.75 Shock w/ Mount Above Frame)	90045132			410 040
All AD-123 Series (AD-123-6, -8, -10, -8.75 Shock w/ Mount flush with bottom of frame)	90045099			315 431
All AD-130 Series	90045466			316 308
All AD-150 Series	90045075			315 552
All AD-246 Series (AD-246-6, -8, -10, -8.75 Shock w/ OEM Number)	90045132			410 040
	90045099			315 431
All ADZ-123 & 126 Series (Drive Axle) Air Ride Suspension w/ OEM Number	90045599			315 599
	90045605			315 599
	47 1700 004 423			315 599
All ADZ Suspension (Shorter Version) w/ OEM Number	90045673			316 548
	47 1700 009 229			316 548
All ARD-234-6	90044046			317 934
All w/ OEM Number	90045532			316 308
	90045331			317 530

TRUCK & TRACTOR AIR SUSPENSION (TAG AXLE)				
All ART-500 Series (ART-500B, -1)	90044162			315 552
All ART-505 Series (ART-505B, -1, ART-505C, -1)	90044162			315 552
All ART-500 Series (ART-500B, -1)	90044162			315 552
All ART-541 Series (ART-541B)	90044162			315 552
All ART-500 Series (ART-500B, -1)	90044162			315 552

## CHASSIS SECTION

		OEM Number		
---	---	------------	---	---

### SAF/HOLLAND (Continued)

TRUCK & TRACTOR AIR SUSPENSION (TAG AXLE) (Continued)				
	All ART-555 Series (ART-555B-1, ART-555C-1)	90044162		315 552
	All ART-555 Series (ART-555B-2, -3, ART-555C-2, -3)	90044642		315 423
	All AS-140 w/ 14,000 lb. Suspension	90045504	315 613	
		47 1700 000 436	315 613	
	All ASB-140 w/ 14,000 lb. Suspension	90045500	311 793	
		48 1700 000 485	311 793	

TRAILER, TRUCK & TRACTOR AIR SUSPENSION				
	All AS-140 w/ 14,000 lb. Suspension	90045455	315 613	
	All ASB-140 w/ 14,000 lb. Suspension	90045384	311 793	
	All w/ OEM Number	90044001		315 542
		90044012		315 554
		90044017		315 423
		90044095		410 056
		90044685		315 552
		90044833		316 318
		90045685		315 552
		90044089C		315 544
		AR-1008		315 544
		AR-1141		315 423
		AR-1141-C		315 423
		AR-1434		410 056
		AR-2451		410 056
		AR-718-C		410 056
		AR-718-C-HD		410 056
		AR-781		410 056
		632155		317 928
		90045099		315 431
		900-45-534		315 431
		90045083		317 964
		90044833		316 318
		90044834		317 533
		90044769		317 782
		90044770		317 782
		AR-958		315 544
		AR-1404		317 953
		AR-1425		317 953
		AR-2598		317 934
		AR-1654		317 776

### SPARTAN MOTORS

Dec-00	All Alpine / Summit MotorHome Chassis w/ OEM Number	B46-1725		317 964
	All w/ OEM Number	59011	317 957	

### STERLING

A - LINE 9500 SERIES				
03-98	All 9500 (113" & 122" BBC) Series w/ 8500, 9000 lb. 54" Taperleaf Springs	F6HT-18045-HB	317 960	
		F6HT-18045-HC	317 960	

## CHASSIS SECTION

		OEM Number		
---	---	------------	---	---

### STERLING (Continued)

A - LINE 9500 SERIES (Continued)				
	All 9500 (113" & 122" BBC) Series w/ 10000, 12000 lb. 54" Taperleaf Springs	F6HT-18045-AC	317 960	
	All w/ 12,000 lb. 60" Taper Leaf Spring	F6HT-18045-EB F6HT-18045-EC	316 819 316 819	
	All w/ 13,200 & 14,600 lb. 54" Taper Leaf Spring	F6HT-18045-GB F6HT-18045-GC	316 819 316 819	
	All w/ 14,600 & 16,000 lb. 54" Multi Leaf Spring	F6HT-18045-CC	316 836	
	All w/ 23,000 lb. Axle & 52" Taper Leaf Soft Ride Rear Suspension	F6HT-18080-CA		410 032
	All w/ Hendrickson HA-210, HA-230, HAS Rear Air Suspension	47902-28 F6HT-18080-FC		410 057 410 057
	All w/ Hendrickson HAS-40LH Air Suspension	57241-2		316 821
	All w/ Hendrickson Air Suspension & OEM Number	F6HT-18080-DA		316 821
	All w/ OEM Number	10-13205-000 10-13684-000 47 1700 000 470 47 1700 131 646 F4HT-18080-AB	315 617 315 623 315 623 315 617	410 032

### ACTERRA SERIES

	All w/ 6,000 lb. Spring Suspension	680-323-0200	316 831	
	All w/ 9,000, 11,000, 12,000 lb. Spring Front Axle	680-323-0300	315 554	
	All w/ 15,000 lb. Spring Suspension	680-326-0000		315 397

### CARGO SC7000, SC8000

	All w/ 16000 lb. Multileaf Spring	F6HT-18045-AA	317 960	
--	-----------------------------------	---------------	---------	--

### L - LINE 8500 & 9500 SERIES

03-98	All 8500 (101" BBC), 9500 (113" & 122" BBC) Series w/ 8500, 9000 lb. 54" Taperleaf Springs	F6HT-18045-HB F6HT-18045-HC	317 960 317 960	
	All 8500 (101" BBC), 9500 (113" & 122" BBC) Series w/ 10000, 12000 lb. 54" Taperleaf Springs	F6HT-18045-AC	317 960	
	All w/ 12,000 lb. 60" Taper Leaf Spring	F6HT-18045-EB F6HT-18045-EC	316 819 316 819	
	All w/ 13,200 & 14,600 lb. 54" Taper Leaf Spring	F6HT-18045-GB F6HT-18045-GC	316 819 316 819	
	All w/ 14,600 & 16,000 lb. 54" Multi Leaf Spring	F6HT-18045-CC	316 836	
	All 8500 (101" BBC), 9500 (113" & 122" BBC) Series w/ 16000 lb. Multileaf Spring	F6HT-18045-AA	317 960	
	All w/ 23,000 lb. Axle & 52" Taper Leaf Soft Ride Rear Suspension	F6HT-18080-CA		410 032
03-98	All w/ Hendrickson HA-210, HA-230, HAS Rear Air Suspension	47902-28 F6HT-18080-FC		410 057 410 057
	All w/ Hendrickson HAS-40LH Air Suspension	57241-2		316 821
	All w/ Hendrickson Air Suspension & OEM Number	F6HT-18080-DA		316 821
	All w/ OEM Number	10-13205-000	315 617	



## CHASSIS SECTION

		OEM Number		
---	---	------------	---	---

### STERLING (Continued)

L - LINE 8500 & 9500 SERIES (Continued)				
	All w/ OEM Number (Continued)	10-13684-000 47 1700 000 470 47 1700 131 646 F4HT-18080-AB	315 623 315 623 315 617	410 032

ADDITIONAL OEM NUMBERS				
	All w/ Neway Air Suspension and OEM Number	90045099		315 431
	All w/ OEM Number	F6HT-18080-EA		315 431


### THOMAS BUILT BUS

	All Freightliner M2 Chassis w/ OEM Number	10-12388-000 10-12390-000	315 597 315 601	
	All MVP Pusher w/ OEM Number	61310101		315 392
	All w/ OEM Number	61300224 16-19138-000 87002 728802 61310107 61310119 680-326-0000 GBL654725	315 601 315 398	315 392 315 392 316 815 316 815 315 397 316 832

### TRAILMOBILE CANADA CORP.

	All Trailers w/ Granning Air Susp.T350A	43-8-022		317 957
	All Trailers w/ Hendickson Air Suspension (HT230T) (23,000 lb. Capacity)	43-6-118		410 056
	All Trailers w/ Hendickson Air Suspension (HT250U, HT250U-Y)	A-2212		315 423
	All Trailers w/ Hendickson Air Suspension (T23-RL-17)	43-8-011		315 544
	All Trailers w/ Hendickson Air Suspension (T23-US-6) (Non-Liftable)	43-8-015		315 554
	All Trailers w/ Hendickson Air Suspension (T23-US-9) (Liftable & Non-Liftable)	43-8-014		315 432
	All Trailers w/ Hendickson Air Suspension (T30-US-12, -14, -17)	43-8-013		410 056
	All Trailers w/ Neway Air Suspension (AR90-1-14, 1-17)	90044089		315 544
	All Trailers w/ Neway Air Suspension (AR92-14)	90044992		316 319
	All Trailers w/ Neway Air Suspension (AR93-14)	90045054		316 830
	All Trailers w/ Neway Air Suspension (AR92-17)	90044642		315 423
	All Trailers w/ Neway Air Suspension (AR93-17)	90044089		315 544
	All Trailers w/ Neway Air Suspension (AR95-9-HD, -12-HD, -14-HD)	90044625		315 554
	All Trailers w/ Neway Air Suspension (RL196-12)	90044977		410 056
	All Trailers w/ Neway Air Suspension (RL196-16, -17)	90044979		315 423

## CHASSIS SECTION

		OEM Number		
---	---	------------	---	---

### TRAILMOBILE CANADA CORP. (Continued)

All w/ Neway Air Suspension and OEM Number	90045099		315 431
All Trailers w/ Reyco Air Suspension (Model #21AR) (25,000 lb. Capacity)	43-8-002		315 432
All Trailers w/ Reyco Air Suspension (Model #74AR) (30,000 lb. Capacity)	43-8-002		315 432
All Trailers w/ Reyco Air Suspension (Model #86AR)	43-8-015		315 554
All Trailers w/ OEM Number	43-4-235		316 830
	43-4-236		315 423
	43-4-237		410 056
	43-4-239		315 544
	43-4-241		315 554
	43-4-277		410 056
	43-4-279		315 423
	43-6-028		410 056
	43-6-137		315 554
	43-6-158		315 432
	43-6-164		315 544
	43-8-031		315 423


### TUTHILL TECHNOLOGIES

All Drive Axle 79KB	16725-01		316 320
All Drive Axle 101A-AR	18166-01		315 432
All Drive Axle 102	16725-01		316 320
All Drive Axle 102 Special	17146-01		315 432
All Drive Axle 102AR exc. Western Star	12887-01		315 432
All Drive Axle 102AR for Western Star	19824-01		315 554
All Drive Axle 102AR-7	17794-01		316 839
All Drive Axle 102AR-LM	19623-01		317 934
All Steering Axle 21B	14954-01	317 957	
All Steering Axle 1209, 1212	17358-01	315 542	
	19495-01	316 840	
All Steering Axle 1207	17403-01	315 542	
All Steering Axle 1209	17408-01	315 542	
All Trailers 21AR	12887-02		315 432
All Trailers 23ART	23523-01		317 536
All Trailers 74AR	12887-01		315 432
All Trailers 81LC	12885-01		316 322
All Trailers 81S	12885-03		510 017
All Trailers 86AR	18165-01		315 554
All Trailers 87 for Great Dane	18163-01		315 544
	18164-01		315 542
All Trailers 87-9	12885-01		316 322
All Trailers 87-14	12885-01		316 322
All Trailers 87-17	12885-01		316 322
All Trailers w/ OEM Number	18800-01		410 056
All w/ OEM Number	66502		317 530
	23524-01		317 536

### TWIN COACH

All w/ Neway Air Suspension and OEM Number	90045099		315 431
All w/ OEM Number	AR-958		315 544
	AR-718-C-HD		410 056

## CHASSIS SECTION

		OEM Number		
---	---	------------	---	---

### UPS TRUCK

All w/ OEM Number	P117099			315 397
-------------------	---------	--	--	---------

### VOLVO

#### BUS

All TX Series w/ OEM Number	3037213	125 756		
	14 1700 125 275	125 756		
	14 1700 125 756	125 756		
	3031626			170 606
	3036162			125 757
	14 1700 000 641			125 757
	14 1700 000 800			125 757
	14 1700 125 757			125 757
	38 1700 124 721			170 606
	47 1700 125 244			170 606
	47 1700 125 245			170 606
	47 1700 125 322			170 606

#### FE SERIES

All w/ Air Suspension & OEM Number	8056892			316 305
All FE7 Series (Up to Chassis #20854)	1505190			316 824
All FE7 Series w/ Air Suspension	1591501			316 824

#### FH & FM SERIES

All FH12 4X2, FM12 4X2	20374545	316 472		
	47 1700 005 606	316 472		

#### VAH SERIES

All w/ OEM Number	21601833	316 473		
	47 1700 006 677	316 473		


#### VHD SERIES

All w/ OEM Number	20433426	315 622		
	20434880	315 622		
	47 1700 131 258	315 622		
	8060026			315 434
	8073212			315 434
	20433427			315 434
	47 1700 131 259			315 434

#### VN SERIES

All VN770 w/ Hendrickson AIRTEK Suspension	20485633	315 415		
	64838002L	315 415		
	47 1700 131 921	315 415		

## CHASSIS SECTION

		OEM Number		
---	---	------------	---	---

### VOLVO (Continued)


VN SERIES (Continued)				
	All w/ Volvo Rear Air Suspension	8086651 20433425 20551628 47 1700 000 443 47 1700 002 627		315 609 315 609 315 609 315 609 315 609
	All w/ OEM Number	8078195 20433424 20513881 21436086 14 1700 005 838 14 1700 005 839 8077874 8086053 8169859 21462378 21462380 21462384 47 1700 006 038 47 1700 006 040 47 1700 006 041	315 607 315 606 315 607 315 607 315 607 315 607	316 311 316 311 316 311 315 435 315 435 315 435 315 435 315 435 315 435

VT SERIES				
	All w/ Volvo Rear Air Suspension	20551628 47 1700 000 443 47 1700 002 627		315 609 315 609 315 609
	All w/ OEM Number	20433424 14 1700 005 838 14 1700 005 839	315 606 315 607 315 607	

WC & WI SERIES				
	All w/ Front Dual Shock Absorbers	02-7005976 3082284	317 959 317 959	
	All w/ Air Suspension and OE number	8071524		317 783
	All w/ OEM Number	8065787 37301-0016 37301-0021 8026658 8169859 35901-3201	316 814 316 814 316 814	316 818 316 311 316 311

WCA & WIA SERIES				
	All w/ Front Dual Shock Absorbers	02-7005976 3082284	317 959 317 959	
	All w/ Air Suspension and OE number	8071524		317 783
	All w/ OEM Number	8065787 37301-0016	316 814 316 814	

## CHASSIS SECTION

		OEM Number		
---	---	------------	---	---

### VOLVO (Continued)


WCA & WIA SERIES (Continued)				
		37301-0021	316 814	
		8026658		316 818
		8169859		316 311
		35901-3201		316 311

WG SERIES				
	All w/ Air Suspension and OE number	8071524		317 783
	All w/ OEM Number	8065787	316 814	
		8026658		316 818
		8169859		316 311
		35901-3201		316 311

WH SERIES				
	All Road Boss, Road Commander & Road Xpeditor Series w/ Front Dual Shock Absorbers	02-7005976	317 959	
		02-7005977	317 959	
	All w/ Front Dual Shock Absorbers	02-7005976	317 959	
		3082284	317 959	
	All w/ Air Suspension and OE number	8071524		317 783
	All WHS, WHR, WHL, WHE w/ Front Single Shock Absorber	37301-0021	316 814	
	All WHS, WHR, WHL, WHE Models w/ OEM Number	8026658		316 818
		8169859		316 311
		35901-3201		316 311

ADDITIONAL OEM NUMBERS				
	All Twin-Y Rear Suspension w/ OEM Number	21978275		316 492
		47 1700 008 630		316 492
	All w/ Velvet Ride Suspension	530596		315 392
	All w/ OEM Number	83176240		317 530
		3919570	315 411	315 411
		1091368	315 416	315 416
		1091370	315 400	315 400
		1093181	315 545	315 545
		20782199		316 823
		20863239	315 622	315 622
		21137330	315 415	315 415
		22202559		315 608
		25632480	410 032	410 032
		3098518		315 554
		3919932	315 558	315 558
		3919933	410 032	410 032
		3919934	410 032	410 032
		3919935	316 814	
		3919940	315 546	
		3919943	316 816	316 816
		3919946		315 549
		3919950	316 305	316 305

## CHASSIS SECTION

		OEM Number		
---	---	------------	---	---

### VOLVO (Continued)

ADDITIONAL OEM NUMBERS (Continued)				
	All w/ OEM Number (Continued)			
		3919954	315 416	315 416
		3919958		316 818
		3919959	510 017	510 017
		3946210	317 933	
		3947711	316 818	316 818
		3949240		316 311
		8083872		316 822
		83176201		315 554
		83176225		315 608
		85104221		315 608
		85107095	315 660	315 660
		85134402	316 313	316 313
		85137234		315 554
		85137420		315 552

### WATSON & CHALIN SUSPENSION

AL, HL & SL SERIES SELF STEER AXLE SUSPENSION				
	All AL-1100-SR	10148		315 423
	All AL-2000	10148		315 423
	All HL-1100-20	10148		315 423
	All HL-1100-20FL	10147		410 056
	All SL-1100-LR	12128		315 542
	All w/ OEM Number	11418		317 530
		17069		317 955

### TA SERIES TRAILER AIR SUSPENSION

	All TA-250-6, -7.5, -9	10147		410 056
	All TA-250-12	10148		315 423
	All TA-251-6.5, -6.5FS, -7.5, -7.5FS, -8FS, -9, -9FS, -10	10147		410 056
	All TA-251-12, -12FS	10148		315 423
	All TA-255-9	10147		410 056
	All TA-280-6.5, -7.5, -9	11604		315 554
	All TA-300-9	10147		410 056
	All TA-380-9	12128		315 542
	All TA-525-DB	10147		410 056
	All TA-550-17	10148		315 423
	All TA-751-16	10148		315 423
	All TA-1200-5	10147		410 056
	All TA-1600-21	11604		315 554
	All TA-1900-15	10147		410 056
	All TA-1900-16, -17	10148		315 423
	All TA-1900-18, -19	12128		315 542
	All TA-2075-6	10148		315 423
	All TA-2075-9	12128		315 542
	All TA-2590-12, -14, -15, -17	12128		315 542
	All TA-2590-12-1	10147		410 056

## CHASSIS SECTION

		OEM Number		
---	---	------------	---	---

### WATSON & CHALIN SUSPENSION (Continued)

TA SERIES TRAILER AIR SUSPENSION (Continued)				
	All TA-2590-14HD, -17HD	10148		315 423
	All TA-3090-14, -17, -19	10148		315 423
	All TA-5000-DB-19, F-19	12128		315 542
	All TA-5000-DB-24, DB-30, F-24, F-30	11724		317 934
	All TL-1600-21	11604		315 554
	All TL-2590-12, -14, -15, -17	12128		315 542

WB SERIES TRAILER AIR SUSPENSION				
	All WB-2500-6	10148		315 423
	All WB-2500-7.5, 9	12128		315 542
	All WB-251-6.5, 7.5, 9	10147		410 056
	All WB-280-9	11604		315 554


### WESTERN STAR

3800 SERIES				
	All Heritage Series (3842S, 3864S) w/ Hendrickson Air Suspension	47902-8		317 774
		47902-13		317 774
90	All Heritage Series w/ Hendrickson Suspension	47902-24		410 057
	All Heritage Series (3842S, 3864S) w/ Neway Air Suspension	90044025		317 776
	All Heritage Series (3842S, 3864S) w/ OEM Number	37390-4401	317 957	
		37390-4402	317 940	
		37390-4403	317 940	

4800 & 4900 SERIES				
	All Heritage & Constellation Series w/ Hendrickson Rear Suspension	47902-24		410 057
	All Heritage (4842F, 4864F, 4864S) & Constellation (4842FX, 4864FX) Series	37301-3412	316 320	
	All w/ Hendrickson Air Suspension & OEM Number	57905-1		410 057
		57985-1		316 821
		47902-8		317 774
		47902-13		317 774
		90044025		317 776
	All Heritage Series (4842F, 4864F, 4842S, 4864S) and Constellation Series (4842FX, 4864FX) w/ NewayAir Suspension			
	All w/ OEM Number	579052		315 554
		16-18831-000		315 604
		47 1700 003 072		315 604
		37301-3401	317 957	
		37390-3401	317 940	
		37390-4401	317 957	
		37390-4402	317 940	
		37390-4403	317 940	

5800 & 5900 SERIES				
	All Heritage & Constellation Series w/ Hendrickson Rear Suspension	47902-24		410 057

## CHASSIS SECTION

		OEM Number		
---	---	------------	---	---

### WESTERN STAR (Continued)

5800 & 5900 SERIES (Continued)				
	All Heritage (5942S, 5964S) & Constellation (5842SS, 5864SS, 5942SS, 5964SS) Series	37301-3412	316 320	
	All w/ Hendrickson Air Suspension & OEM Number	57905-1 57985-1 47902-8 47902-13		410 057 316 821 317 774 317 774
	All Heritage Series & Constellation Series w/ Neway Air Suspension	90044025		317 776
	All w/ OEM Number	579052 16-18831-000 47 1700 003 072 37390-4402 37390-4403	317 940 317 940	315 554 315 604 315 604

6900 SERIES				
	All Heritage Series (6964F, 6964S) & OEM Number	37301-3404 37301-3412	410 032 316 320	
	All Heritage Series w/ Hendrickson Rear Suspension	47902-24		410 057
	All w/ Hendrickson Air Suspension & OEM Number	57905-1 57985-1 47902-13 47902-8		410 057 316 821 317 774 317 774
	All Heritage Series w/ Neway Air Suspension	90044025		317 776
	All w/ OEM Number	57905-2 16-18831-000 47 1700 003 072 37390-4402 37390-4403	317 940 317 940	315 554 315 604 315 604

ADDITIONAL OEM NUMBERS				
	All Western Star & Hendrickson RS/RT Suspension w/ OEM Number	16-18830-000 47 1700 003 071		316 480 316 480
	All Models w/ Neway Air Suspension and OE Number	90045099		315 431

### WESTERN UNIT ("STABILAIRE" SUSPENSION)

	All Models TDA-202, 203, 206, 240, 241, 243 Truck (Drive Axle) Suspension	—		315 556
	All w/ OEM Number	101364 4939967		315 556 315 426



		OEM Number	Cab Shock Part #
---	---	------------	------------------

## Ford

### 8500 SERIES

	All w/ 101", 113" & 122" BBC Conventional Tractors Link Cabmate FH101, FH1322 & FH1322-A	1201-1043 1202-1043	317 930 317 930
--	--	------------------------	--------------------

### 9500 SERIES

	All w/ 101", 113" & 122" BBC Conventional Tractors Link Cabmate FH101, FH1322 & FH1322-A	1201-1043 1202-1043	317 930 317 930
--	--	------------------------	--------------------

### L-SERIES CONVENTIONAL

	All w/ 60" Able Body Sleepers with Link Bunkmate Models FAS60-A & FAS60-AS	1201-1044 1202-1044	317 930 317 930
--	--	------------------------	--------------------

### L-SERIES CONVENTIONAL

	All w/ Link Cab Suspension	1202-0042	317 930
--	----------------------------	-----------	---------

## FREIGHTLINER

### BUSINESS CLASS – FL112

	All w/ Link Cabmate Model FRT112DC	1201-1044 1202-0044	317 930 317 930
--	------------------------------------	------------------------	--------------------

### BUSINESS CLASS – M2 SERIES

	All w/ Air Suspension	18-47350-000 18-60766-000 81 4903 003 482	315 656 315 656 315 656
	All w/ Crew Cab	18-43504-000 18-60768-000 81 4903 003 484	315 658 315 658 315 658
	All w/ Spring Suspension	18-47349-000 18-60767-000 81 4903 003 483	315 657 315 657 315 657

### BUSINESS CLASS – MB & FL 50, 60, 70, 80 SERIES

	All w/ OEM Number	1202-0054 18-29846-000	316 825 315 660
--	-------------------	---------------------------	--------------------

### CASCADIA

	All w/ 72" High Roof Sleeper	18-60695-000 18-60764-000 81 4903 003 528	315 616 315 616 315 616
--	------------------------------	---	-------------------------------

### CENTURY CLASS

	All w/ OEM Number	18-30378-000 18-32999-000 18-32999-001 18-41762-000	315 555 315 555 315 616 315 616
--	-------------------	--	--

### CLASSIC & CLASSIC XL

	All w/ OEM Number	18-29846-000	315 660
--	-------------------	--------------	---------

# CAB SECTION



		<b>OEM Number</b>	<b>Cab Shock Part #</b>
--	--	-------------------	-------------------------

## FREIGHTLINER (Continued)

COLUMBIA			
	All w/ 72" High Roof Sleeper	18-60695-000	315 616
		18-60764-000	315 616
		81 4903 003 528	315 616
	All w/ OEM Number	18-29846-000	315 660
		18-41762-000	315 616

CORONADO			
	All w/ OEM Number	18-41762-000	315 616

FLA & FLB SERIES			
	All w/ OEM Number	1202-0054	316 825
		18-60769-000	315 660
		681-891-0205	315 660
		81 4903 003 496	315 660

FLC & FLD SERIES – 112 & 120			
	All D2 Cab	18-41762-001	315 659
		18-60765-001	315 659
		81 4903 003 486	315 659
	All w/ Link Cabmate Model FRTE120-A	1201-1043	317 930
		1202-1043	317 930
	All 64" Able Body Sleepers w/ Link Bunkmate Models FRTA64 or FRTAS64-A	1202-1044	317 930
	All w/ Link Cab Suspension & OEM Number	1201-1043	317 930
	All w/ OEM Number	18-29846-000	315 660
		1201-1044	317 930

ADDITIONAL OEM NUMBERS			
	All Armored Truck w/ OEM Number	18-62891-000	316 484
		47 1700 003 466	316 484
	All w/ Link Cabmate Models and OEM number	1202-0043	317 956
		1202-1044	317 930
	All w/ 60" Sleeper w/ Link Bunkmate Model FRTS60-A	1202-1043	317 930
	All w/ Link Cab Suspension and OEM number	1202-0042	317 930
		1202-0044	317 930

## FREIGHTLINER CUSTOM CHASSIS

	All P3 Chassis w/ OEM Number	18-66113-000	316 494
		81 4903 010 257	316 494

## GMC

C SERIES / TOPKICK (C4500-C8500)			
03 -	All C4500 , C5500 Models Models w/ Link Cabmate Model GMT560 & OEM Number	1201-1043	317 930
		1202-1043	317 930

ADDITIONAL OEM NUMBERS			
	All Link Cabmate Models w/ OEM Number	1201-1043	317 930

		OEM Number	Cab Shock Part #
---	---	------------	------------------

## INTERNATIONAL

### 5000 SERIES – CONVENTIONAL HEAVY DUTY TRUCK

09/94 -	All Paystar - SBA Conventionals w/ Link Cabmate Model NP50 & NP50-A built after August of 1994	1201-1044	317 930
		1202-1044	317 930
09/96 -	All Paystar - SFA Conventionals w/ Link Cabmate Model NP50 & NP50-A built after August of 1996	1201-1044	317 930
		1202-1044	317 930

### 9000 SERIES – CONVENTIONAL HEAVY DUTY TRUCK

01/93-	All 48" & 60" Benz Sleepers on 9000 Models Conventional Tractors w/ Link Cabmate Model IHS4860	1201-1044	317 930
		1202-1044	317 930
03/97 -	All 9100 & 9200 Models Conventionals w/ Link Cabmate Model ND92-A	1202-1043	317 930
	All 9300 & 9400 Conventional Tractors w/ Link Cabmate Model IHC93-A	1202-1043	317 930
		2503529C1	317 930
	All 9100i, 9200i, 9400i Series w/ 51" Sleeper (Cab Shock)	1201-0154	317 532
	All 9600 & 9700 w/ Link Cab Suspension	1202-0054	316 825
	All 9900i, 9900ix Series (Cab Shock) w/ Link Cab Suspension	1201-0254	317 532

### ADDITIONAL APPLICATIONS

	All Link Cabmate Models w/ OEM Number	1201-1043	317 930
		1201-1044	317 930
		1201-1049	317 930
		1202-0043	317 956
		1201-1043	317 930
		1201-1049	317 930
		1202-0042	317 930
		1202-1044	317 930
		2508327C1	317 930
91-	All Navistar 60" Sleepers w/ Link Cabmate Model IHS60	1202-1043	317 930
	All S2500, S2600, 8100, 8200, & 8300 Models Conventional Tractors w/ Link Cabmate Model NAV80	1202-1043	317 930
	All w/ OEM Number	2508326C1	316 825
		2503529C1	317 930
		2508327C1	317 930

## KENWORTH

### C-500B

	All Models w/ Link Cabmate KWB500 Air Suspension	1202-1044	317 930
--	--	-----------	---------

### T400A

05/92 -	All w/ Link Cabmate KWB689-B or KWB689-C Air Suspension	1201-1043	317 930
		1202-1043	317 930

### T440

	All w/ Link Cabmate KWB689-D and Severe service crossmembers	1201-1046	317 931
		1202-1046	317 931
		1202K046	317 931
		R71-1004	317 931

# CAB SECTION



		<b>OEM Number</b>	<b>Cab Shock Part #</b>
---	---	-------------------	-------------------------

## KENWORTH (Continued)

T450			
05/92 -	All w/ Link Cabmate KWB689-B or KWB689-C Air Suspension	1201-1043	317 930
06/92 -	All w/ Link Cabmate KWB689-B or KWB689-C Air Suspension	1202-1043	317 930
	All w/ Link Cabmate KWB689-D and Severe service crossmembers	1202K046 R71-1004	317 931 317 931

T600A			
	All w/ Link Cabmate KWB689-B or KWB689-C Air Suspension Suspension And Rear Cab Mount	1201-1043	317 930
	Kenworth part # K235-1436 or K235-1488	1202-1043	317 930
	All w/ Link Cabmate KWB689-D and Severe service crossmembers	1202K046 R71-1004	317 931 317 931

T800 / T800A			
	All w/ Link Cabmate KWB689-B or KWB689-C Air Suspension Suspension and	1201-1043	317 930
	rear cab mount Kenworth part # K235-1436 or K235-1488	1202-1043	317 930
	All w/ Link Cabmate KWB689-D and Severe service crossmembers	1202-1046 R71-1004	317 931 317 931

W-900 / W-900B			
	All w/ Link Cabmate KWB689-B or KWB689-C Air Suspension Suspension and	1201-1043	317 930
	rear cab mount Kenworth part # K235-1436 or K235-1488	1202-1043	317 930
	All w/ Link Cabmate KWB689-D and Severe service crossmembers	1202K046 R71-1004	317 931 317 931

ADDITIONAL OEM NUMBERS			
86 -	All Kenworth Sleepers w/ Link Cabmate KWS60-A Air Suspension and round cornered doors.	1201-1044	317 930
	All Link Cab Suspension w/ OEM Number	1201-1046	317 931
		1202-0054	316 825
		1202-1064	316 826
		1202-1164	316 826
		R71-1005	316 826
		T71-1001	316 826
		1202-0042	317 930
		1201-1044	317 930
	All w/ OEM Number	1202-0043	317 956
		R71-1004	317 931
		T71-1000	316 826
		T71-1002	316 827
		1202K065	316 827

		<b>OEM Number</b>	<b>Cab Shock Part #</b>
---	---	-------------------	-------------------------

## LINK CABMATE AIR SUSPENSION

	All Kenworth Models w/ OEM Number	1202-1064 1202-1065 1202-1164 R71-1005 T71-1001 T71-1002	316 826 316 827 316 826 316 826 316 826 316 827
	All w/ OEM Number	1202-0054 1204-0003 1211-0008 81 4903 008 193 T71-1001 R71-1004 T71-1000 T71-1002 1201-0054 1202-0052 1201-1043 1201-1044 1201-1049 1202-0043 1201-1043 1201-1044 1201-1049 1202-0042 1202-0044 1202-1042 1202-1043 1202-1044 1201-1046 1202-1046 R71-1004	316 825 315 605 316 826 315 605 316 826 317 931 316 826 316 827 316 825 316 825 317 930 317 930 317 930 317 956 317 930 317 930 317 930 317 930 317 930 317 930 317 930 317 930 317 930 317 930 317 930 317 931 317 931 317 931

## MACK

CL SERIES			
	All w/ OEM Number	25624837 14QK-391AM 14QK-391AM2	316 828 316 829 316 828

CX & CXN SERIES – VISION			
	All w/ OEM Number	14QK-399 14QK-399M2 14QK-399M3	317 778 317 778 317 778

R SERIES			
	All R, RD400 & 600 Models w/ Cab Air suspension	14QK-2111-P4	317 929

ADDITIONAL OEM NUMBERS			
	All w/ OEM Number	25624837 14QK-391BM 14QK-391BM2 22662125 14QK-2111 14QK-2111-P2	316 828 316 829 316 828 317 531 317 929 317 929

# CAB SECTION



		<b>OEM Number</b>	<b>Cab Shock Part #</b>
---	---	-------------------	-------------------------

## MERCEDES-BENZ

### 709 & 809

	All 709, 709 K, 809, 809 K Short Cab w/ OEM Number	10690273410 28 1700 002 148 28 1700 106 262 28 1700 106 323 673 317 01 03 673 317 02 03 673 317 03 03	106 323 106 323 106 323 106 323 106 323 106 323 106 323
--	--	---	---

### 814 & 914

	All 814, 814 F, 814 K, 814 L, 814 S, 914, 914 AK, 914 K, 914 KO Short Cab w/ OEM Number	10690273410 28 1700 002 148 28 1700 106 262 28 1700 106 323 673 317 01 03 673 317 02 03 673 317 03 03	106 323 106 323 106 323 106 323 106 323 106 323 106 323
--	---	---	---

### 817 & 917

	All 817, 817 F, 817 K, 817 L, 817 LS, 817 S, 917 AK Short Cab w/ OEM Number	10690273410 28 1700 002 148 28 1700 106 262 28 1700 106 323 673 317 01 03 673 317 02 03 673 317 03 03	106 323 106 323 106 323 106 323 106 323 106 323 106 323
--	---	---	---

### 1114 & 1314

	All 1114, 1114 AK, 1114 K, 1114 L, 1114 S, 1314, 1314 AK, 1314 K, 1314 KO w/ OEM Number	10690273410 28 1700 002 148 28 1700 106 262 28 1700 106 323 673 317 01 03 673 317 02 03 673 317 03 03	106 323 106 323 106 323 106 323 106 323 106 323 106 323
--	---	---	---

### 1117

	All 1117, 1117 L Short Cab w/ OEM Number	10690273410 28 1700 002 148 28 1700 106 262 28 1700 106 323 673 317 01 03 673 317 02 03 673 317 03 03	106 323 106 323 106 323 106 323 106 323 106 323 106 323
--	--	---	---

### O 1114

	All O 1114, O 1114 L w/ OEM Number	10690273410 28 1700 002 148 28 1700 106 262 28 1700 106 323 673 317 01 03 673 317 02 03 673 317 03 03	106 323 106 323 106 323 106 323 106 323 106 323 106 323
--	------------------------------------	---	---

		<b>OEM Number</b>	<b>Cab Shock Part #</b>
---	---	-------------------	-------------------------

## PETERBILT

### 357, 375, 376, 377, 378, 379, 385 & 387 SERIES

	All w/ Unibuilt Cab	29-02455	317 535
--	---------------------	----------	---------

### 384, 385, 386 387 & 587 SERIES

	All w/ OEM Number	29-06005	317 781
		29-06032	317 781

### ADDITIONAL OEM NUMBERS

78 -	All 48" Sleepers w/ Link Bunkmate Model PBS48-A	1202-1044	317 930
78 -	All 63" Sleepers w/ Link Bunkmate Model PBS63-A	1202-1044	317 930
	All Link Cab Suspension w/ OEM Number	1202-0054	316 825

## STERLING

	All 8500 & 9500 Models w/ 113" & 122" BBC Conventional Tractors & w/ Link Cabmate Models FH1322 & FH1322-A	1202-1043	317 930
	All L8501 & L9501 Models w/ 101" BBC Conventional Tractors & Link Cabmate Model FH101	1202-1043	317 930

## VOLVO

### VN SERIES

	All Horizontal w/ OEM Number	8078546	317 772
		20496217	317 772
	All Vertical w/ OEM Number	20721254	317 531
		20496215	317 531

### WCA & WIA SERIES

	All w/ OEM Number	8168617	317 780
--	-------------------	---------	---------

### ADDITIONAL OEM NUMBERS

	All w/ OEM Number	20704334	317 531
		22662224	317 531
		25625635	317 778
		25625636	317 778

## WESTERN STAR

	All Constellation Day Cab	18-60770-001	315 610
		18-60772-000	315 610
		66010-3405	315 610
		81 4903 003 500	315 610
	All Constellation Sleeper Cab	18-60773-000	315 615
		66010-3406	315 615
		81 4903 003 501	315 615

## OEM INTERCHANGE

OEM #	SACHS #
<b>ACF BRILL BUS</b>	
659129	316 841
661732	316 839
<b>ADVANCE MIXER</b>	
12111 ADV	317 530
<b>ARVIN MERITOR</b>	
671020	317 944
671507	317 944
21227751	317 944
A-3280-M-9711	316 488
A-7805L-1000	316 488
A-7805L-1026	317 944
<b>AUTOCAR</b>	
8026658	316 818
8071524	317 783
35901-3201	316 311
60680-003	316 833
<b>BENSON TRAILER</b>	
90044089	315 544
<b>BINKLEY</b>	
6898	315 554
16965	315 554
<b>BLUEBIRD SCHOOL BUS</b>	
00040015	316 488
00085991	315 611
0088035	315 389
00110808	315 544
614966	317 941
1317767	315 594
1526417	317 533
1658525	317 942
1667831	315 594
1668730	410 057
1722214	316 308
1722222	410 057
1962430	317 782
90044448	316 830
90045050	317 954
90045083	317 964
300-0823047	315 392
47 1700 000 464	315 389
60998-003	315 611

OEM #	SACHS #
<b>BROCKWAY SCHOOL BUS</b>	
152412	316 839
515231	315 392
530873	317 782
14QK-281P10	315 556
<b>BUILT RITE TRAILER</b>	
318-06-100	315 554
<b>CARPENTER BUS</b>	
63-0001	316 308
<b>CASCADE TRAILER</b>	
120-1	315 554
<b>CHALLENGE COOK</b>	
632147	317 955
632155	317 928
<b>CHALMERS SUSPENSION</b>	
665174	315 423
665174	315 423
800670	317 953
800781	315 556
<b>CHANCE BUS</b>	
6892	317 782
6893	410 056
59039	317 782
728600	410 056
<b>CHEVROLET</b>	
3171462	315 542
3192890	315 542
3192892	316 320
3919935	316 814
3919940	315 546
3919943	316 816
3919958	316 818
4940600	315 432
4940606	315 542
4940662	315 542
4975467	315 544
4975494	315 544
4975497	315 542
4975510	316 320
5552451	315 392
5552452	316 841

OEM #	SACHS #
5552452	315 392
12474917	410 057
15123676	316 303
15174898	316 303
15588554	316 303
15740554	410 057
15887728	316 303
22002293	315 542
22007701	315 542
22007750	315 544
22007751	315 542
22012090	315 392
22012091	315 392
22012095	315 542
22012096	316 320
22012166	315 542
22012169	316 320
22064230	316 303
22064489	510 017
22064805	316 312
22064806	316 312
22064807	316 312
22165188	316 312
22165189	316 312
22166442	316 312
88982682	316 303
94033786	317 938
97083029	317 945
3581109C4	316 817
8-97083-029-0	317 945
9-51630-666-0	317 938
9-51630-666-2	317 938
<b>CLARK EQUIPMENT</b>	
355778	317 953
680042	317 953
<b>COUNTRY COACH</b>	
89406	317 774
<b>CRANE CARRIER</b>	
680091	315 392
277A-8	315 392
<b>CROWN COACH</b>	
3188729	316 841



## OEM INTERCHANGE

OEM #	SACHS #
<b>DIAMOND REO</b>	
220-55-8	317 957
<b>DODGE</b>	
2516009	317 966
2961043	317 966
3633643	317 966
3633744	317 966
3638112	317 966
<b>DUPLEX TRUCK</b>	
59024	315 423
7604-3371	315 423
<b>DURA SUSPENSION</b>	
59024	315 423
59030	410 056
665133	410 056
665267	315 423
1080099	410 056
7604-3371	315 423
<b>EAGLE BUS</b>	
70039	316 841
680091	316 841
01-0100-905	315 426
<b>EAST MANUFACTURING TRAILER</b>	
517-05808-20	317 536
A-20002	510 017
A-20126	510 017
<b>FORD</b>	
90045099	315 431
1201-1043	317 930
1201-1044	317 930
1202-0042	317 930
1202-1043	317 930
1202-1044	317 930
3578858C1	317 773
3578858C2	317 773
47 1700 007 117	316 493
47 1700 007 203	316 491
47 1700 009 775	316 490
47902-28	410 057
4C4Z-18125-DA	317 773
57241-2	316 821
87HU-18045-AA	317 953
C1TT-18045-C	316 837
C1TT-18045-D	316 838
C1TT-18045-E	317 939
C6PF-18077-DL	316 837

OEM #	SACHS #
C6PF-18077-DN	317 939
C6PF-18077-F	317 957
C6TA-18045-Y	317 953
C6TA-18045-Z	317 953
C7PF-18077-A	317 957
C8HA-18045-A	316 837
D0HA-18045-E	316 837
D1TF-18045-LA	316 837
D2EF-18045-AA	316 837
D2HF-18045-AA	317 939
D2HF-18045-BA	316 838
D2HF-18045-CA	317 958
D2HF-18045-DA	316 837
D2HT-18045-CA	317 939
D2HT-18045-GA	317 958
D2HT-18080-HA	317 957
D2HZ-18080-A	315 432
D2KF-18045-AA	316 837
D2TF-18045-AA	316 837
D4HA-18080-AA	315 432
D7HA-18080-AA	317 934
D7HF-18045-FA	316 837
D7HF-18080-AA	316 839
D7HT-18045-BA	316 837
D7HT-18045-CA	317 939
D7HT-18045-DA	316 838
D7HT-18045-EA	316 837
D7HT-18045-GA	317 958
D7HT-18045-JA	317 958
D7HT-18045-NA	317 953
D7HT-18080-BA	317 957
D7HT-18080-CA	317 957
D7HT-18080-DA	316 839
D7KF-18045-EA	316 837
DU94-18045-CB	316 491
DU94-18080-CA	316 493
DU94-18080-CB	316 490
E0HT-18045-AA	316 838
E5HT-18045-AA	317 953
E6HT-18080-AA	410 032
E9HS-18045-AA	316 307
F1HT-18045-AA	316 838
F1HT-18045-AA	316 307
F1HT-18045-CA	317 958
F1HT-18045-DA	316 837
F1HT-18045-DB	317 958
F1HT-18045-GA	315 400
F1HT-18045-HB	315 400
F1HT-18045-KB	315 400
F1HT-18045-NA	317 953
F2HT-18045-BA	317 953
F2HT-18045-CA	317 953

OEM #	SACHS #
F2HT-18045-DA	315 400
F4HT-18045-AB	315 432
F4HT-18045-AC	315 432
F4HT-18045-EA	315 554
F4HT-18080-AB	410 032
F6HT-18045-AC	317 960
F6HT-18045-CC	316 836
F6HT-18045-EB	316 819
F6HT-18045-EC	316 819
F6HT-18045-GB	316 819
F6HT-18045-GC	316 819
F6HT-18045-HB	317 960
F6HT-18045-HC	317 960
F6HT-18045-MA	315 400
F6HT-18080-CA	410 032
F6HT-18080-DA	316 821
F6HT-18080-EA	315 431
F6HT-18080-FC	410 057
F6HZ-18125-B	316 821
F81A-18080-ZC	315 426
<b>FREIGHTLINER</b>	
70029	315 392
535227	317 957
650224	317 957
654654	316 831
665236	317 957
90044162	410 056
90045083	317 964
10-12030-002	410 032
10-12032-000	410 032
10-12032-001	410 032
10-12032-002	410 032
10-12032-003	410 032
10-12032-004	410 032
10-12388-000	315 597
10-12390-000	315 601
10-12542-000	316 309
10-12703-000	315 623
10-12704-000	315 623
10-13021-000	410 026
10-13063-000	315 623
10-13211-000	410 026
10-13592-000	315 597
10-13634-000	315 390
10-13634-000	410 026
10-13759-000	315 400
10-13760-000	315 601
10-13806-000	316 474
10-13809-000	315 390
10-13809-000	410 026
10-13934-000	316 475

## OEM INTERCHANGE

OEM #	SACHS #
<b>FREIGHTLINER (Continued)</b>	
1201-1043	317 930
1201-1044	317 930
1202-0042	317 930
1202-0043	317 956
1202-0044	317 930
1202-0054	316 825
1202-1043	317 930
1202-1044	317 930
16-10688-000	317 957
16-11133-000	317 957
16-12117-000	315 392
16-13947-000	316 306
16-13957-000	315 395
16-14259-000	315 393
16-14794-000	317 529
16-15765-000	315 394
16-15770-000	315 391
16-15817-000	315 395
16-16442-000	315 603
16-16486-000	315 603
16-16577-000	315 396
16-18705-000	315 392
16-18706-000	315 393
16-18707-000	315 394
16-18708-000	315 395
16-18709-000	315 603
16-18710-000	315 603
16-18711-000	315 396
16-18712-000	316 479
16-18713-000	315 397
18-29846-000	315 660
18-30378-000	315 555
18-32999-000	315 555
18-32999-001	315 616
18-41762-000	315 616
18-41762-001	315 659
18-43504-000	315 658
18-47349-000	315 657
18-47350-000	315 656
18-60695-000	315 616
18-60764-000	315 616
18-60765-001	315 659
18-60766-000	315 656
18-60767-000	315 657
18-60768-000	315 658
18-60769-000	315 660
18-62891-000	316 484
47 1700 000 440	315 597
47 1700 000 449	315 390
47 1700 000 449	410 026
47 1700 002 809	315 395

OEM #	SACHS #
<b>FREIGHTLINER (Continued)</b>	
47 1700 002 990	315 392
47 1700 002 991	315 601
47 1700 002 992	315 393
47 1700 002 993	315 394
47 1700 002 994	315 603
47 1700 002 995	315 603
47 1700 002 996	315 396
47 1700 003 009	315 400
47 1700 003 069	316 479
47 1700 003 070	315 397
47 1700 003 466	316 484
47 1700 003 920	315 390
47 1700 006 929	316 475
48 1700 003 911	316 474
48 1700 125 969	315 391
58913-003	315 413
680-323-0200	316 831
680-323-0300	315 400
680-326-0000	315 397
681-326-0400	316 306
681-891-0205	315 660
81 4903 003 482	315 656
81 4903 003 483	315 657
81 4903 003 484	315 658
81 4903 003 486	315 659
81 4903 003 496	315 660
81 4903 003 528	315 616
<b>FREIGHTLINER CUSTOM CHASSIS</b>	
16-19363-000	315 398
654725	316 832
90045083	317 964
90045443	316 486
90045502	316 486
10-13592-000	315 597
10-13759-000	315 400
10-13859-000	315 399
10-13976-000	316 476
14 1700 000 377	315 618
14 1700 000 378	315 619
14 1700 003 870	316 482
14 1700 131 809	315 593
14 1700 131 810	315 618
14 1700 131 975	315 619
16-14794-000	317 529
16-15394-000	316 832
16-15436-000	317 529
16-15705-000	315 397
16-15934-000	315 397
16-16082-000	316 831

OEM #	SACHS #
<b>FREIGHTLINER CUSTOM CHASSIS (Continued)</b>	
16-16262-000	315 397
16-16542-000	317 529
16-16736-000	315 593
16-16737-000	315 618
16-16764-000	316 477
16-16765-000	315 400
16-16827-000	315 401
16-16836-000	317 529
16-16873-000	315 594
16-16874-000	315 619
16-17144-000	315 404
16-17361-000	315 404
16-17684-000	316 834
16-17759-000	315 403
16-17760-000	316 478
16-18075-000	315 618
16-18076-000	315 619
16-18094-000	315 600
16-18095-000	315 602
16-18103-000	315 404
16-18455-000	315 600
16-18456-000	315 624
16-18713-000	315 397
16-18888-000	316 481
16-18920-000	316 482
16-18938-000	316 486
16-19138-000	315 398
16-19391-000	315 404
16-19562-000	316 483
16-19999-000	316 495
18-66113-000	316 494
47 1700 000 440	315 597
47 1700 000 447	315 403
47 1700 000 448	316 478
47 1700 000 466	315 600
47 1700 000 467	315 602
47 1700 002 726	315 600
47 1700 002 727	315 624
47 1700 003 009	315 400
47 1700 003 011	315 398
47 1700 003 070	315 397
47 1700 003 521	316 481
47 1700 005 079	315 399
47 1700 006 129	315 398
47 1700 006 963	316 476
47 1700 006 964	316 483
47 1700 008 838	316 495
47 1700 131 775	315 400
47 1700 131 777	316 477
47 1700 131 778	315 401

## OEM INTERCHANGE

OEM #	SACHS #
<b>FREIGHTLINER CUSTOM CHASSIS (Continued)</b>	
47 1700 131 974	315 594
48 1700 000 477	315 404
48 1700 000 482	316 486
48 1700 000 493	315 404
48 1700 004 243	316 486
48 1700 006 286	315 404
48 1700 131 919	315 404
68-03230-300	315 400
680-326-0000	315 397
81 4903 010 257	316 494
P117099	315 397
<b>FRUEHAUF</b>	
680298	316 308
5352858	315 556
UCA-5431	315 556
UCD-6216-001	410 056
UCE-9399-001	315 542
UCF-8339-001	316 308
UCF-8339-002	316 308
UEY-1124-001	316 320
<b>GENERAL TRAILER CO.</b>	
12608	315 554
<b>GILLIG</b>	
70034	317 941
680009	317 941
1583470	510 017
53-176	317 957
<b>GMC</b>	
4940600	317 934
3171462	315 542
3192890	315 542
3192891	316 320
3192892	316 320
3919935	316 814
3919940	315 546
3919943	316 816
3919958	316 818
4940600	315 432
4940606	315 542
4940662	315 542
4975467	315 544
4975494	315 544
4975497	315 542
4975510	316 320
5552451	315 392
5552452	315 392

OEM #	SACHS #
<b>GMC (Continued)</b>	
5552452	316 841
12474917	410 057
15123676	316 303
15174898	316 303
15588554	316 303
15740554	410 057
15887728	316 303
22002293	315 542
22007701	315 542
22007750	315 544
22007751	315 542
22012090	315 392
22012091	315 392
22012095	315 542
22012096	316 320
22012166	315 542
22012169	316 320
22064230	316 303
22064489	510 017
22064805	316 312
22064806	316 312
22064807	316 312
22165188	316 312
22165189	316 312
22166442	316 312
94033786	317 938
97083029	317 945
1201-1043	317 930
1202-1043	317 930
3668566C1	316 817
37301-0021	316 814
8-51630-666-0	317 938
8-97083-029-0	317 945
9-51630-666-0	317 938
9-51630-666-2	317 938
<b>GREAT DANE TRAILER</b>	
18163-01	315 544
18164-01	315 542
18165-01	315 554
<b>HARDEE MANUFACTURING</b>	
8030223	315 544
AS789B	315 544
<b>HENDRICKSON</b>	
47 1700 002 919	315 412
58913-010	315 412
47 1700 131 331	315 413
58913-003L	315 413
47 1700 000 456	315 414

OEM #	SACHS #
<b>HENDRICKSON (Continued)</b>	
58913-007	315 414
58913-009L	315 414
47 1700 131 921	315 415
64838-001L	315 415
64838-002L	315 415
60657-006	315 431
60657-008L	315 431
S-20345	315 431
A-2240	315 432
A-4089	315 432
S-2240	315 432
47902-003	315 542
47902-013	315 542
60670-003L	315 542
60670-010L	315 542
A-4084	315 542
S-4084	315 542
47902-011	315 544
A-2160	315 544
S-2160	315 544
A-20001	315 552
B-23361	315 552
B-24088	315 552
S-20001	315 552
S-23361	315 552
S-23566	315 552
S-24088	315 552
47902-025	315 554
57905-002	315 554
59851-002	315 554
S-25437	315 554
A-2212	315 593
S-2212	315 593
47 1700 003 832	315 598
64838-003L	315 598
47 1700 131 545	315 611
60670-006	315 611
60998-001	315 611
47 1700 000 428	315 612
60998-003	315 612
47 1700 006 269	315 661
58913-012L	315 661
47902-019	316 307
60665-025L	316 307
B-23649	316 314
B-23743	316 314
S-23649	316 314
S-23743	316 314
47 1700 002 981	316 485
58913-011L	316 485
48 1700 131 438	316 488

## OEM INTERCHANGE

OEM #	SACHS #
<b>HENDRICKSON (Continued)</b>	
60998-002L	316 488
57241-001	316 821
57241-002	316 821
57241-006L	316 821
59852-001	316 821
60680-001L	316 821
58623-001	316 822
60675-005	316 822
60657-003	316 823
60657-003L	316 823
60657-005	316 823
60657-007	316 823
57241-003	316 833
60680-003	316 833
60680-003L	316 833
A-2218	316 840
S-2218	316 840
A-14496	317 530
A-21292	317 533
B-23650	317 533
S-21292	317 533
S-23650	317 533
S-23744	317 533
680509	317 536
680565	317 536
680571	317 536
B-21553	317 536
B-23014	317 536
B-24023	317 536
S-21553	317 536
S-24579	317 779
60675-006L	410 040
S-25436	410 040
A-1667	410 056
S-1667	410 056
47902-024	410 057
47902-028	410 057
57905-001	410 057
59851-001	410 057
60670-005L	410 057
60675-003L	410 057
A-20002	510 017
A-20126	510 017
A-20889	510 017
S-20002	510 017
S-20126	510 017
S-20889	510 017
S-21699	510 017
S-24023	510 017
S-20002	510 -017
60670-002L	317 782

OEM #	SACHS #
<b>HENDRICKSON (Continued)</b>	
47902-008	317 774
S-23316	317 964
47902-018	317 936
47902-026	317 936
59483-000	317 936
60665-005L	317 936
60670-007	317 936
60670-007L	317 936
47902-009	317 934
60670-008L	317 934
59305-001	317 943
60680-005L	317 935
680573	317 779
680579	317 779
B-22312	317 779
B-23651	317 779
B-24579	317 779
S-22312	317 779
S-23651	317 779
B-23651	317 779
B-25515	317 961
S-25515	317 961
60670-001L	317 934
A-2213	317 934
S-2213	317 934
12738	317 957
AE76164-4	317 957
BE76164-4	317 957
59048-001	317 937
60670-011	317 937
60670-013	317 937
60670-017	317 937
60670-020	317 937
98583-006	317 937
<b>HIGHWAY PRODUCT</b>	
A1-6-135	410 056
<b>HINO</b>	
60670-013	317 937
60670-017	317 937
60670-020	317 937
<b>HYESTER</b>	
73516	317 957
650150	317 957
<b>HUTCHENS SUSPENSION</b>	
9423-00	410 056

OEM #	SACHS #
<b>IC BUS</b>	
3578105C1	316 302
3578105C2	316 302
501906C91	316 321
501906C92	316 321
<b>INTERNATIONAL</b>	
47902024	410 057
1201-0154	317 532
1201-0254	317 532
1201-1043	317 930
1201-1044	317 930
1201-1049	317 930
1202-0042	317 930
1202-0043	317 956
1202-0054	316 825
1202-1043	317 930
1202-1044	317 930
1660846C91	317 932
1660846C92	317 932
1663471C1	317 933
1664149C1	315 593
1664788C2	315 545
1667520C1	315 420
1675455C1	315 416
1677707C1	316 815
1690035C1	315 416
2015556C1	315 545
2015557C1	316 815
2018987C1	315 416
2029200C91	315 542
2032533C1	315 545
204994R91	317 957
210533R91	317 957
210534R92	317 957
210535R91	317 957
210536R91	317 957
210537R91	317 957
210538R91	317 957
2503529C1	317 930
2508326C1	316 825
2508327C1	317 930
288920C91	317 957
288921C91	317 957
293009C91	315 392
3000070C91	315 418
350425C1	316 322
3533356C1	316 302
3533357C1	410 043
3541456C1	317 965
3544768C1	317 773
3549099C2	315 417

## OEM INTERCHANGE

OEM #	SACHS #
<b>INTERNATIONAL (Continued)</b>	
3549100C1	317 773
3558089C2	317 777
3571711C1	315 545
3571712C1	315 545
3571713C1	315 545
3573265C1	315 417
3578858C1	317 773
3578858C2	317 773
3581106C1	315 547
3581107C1	315 547
3581109C1	315 547
3584535C1	315 547
3586883C1	315 417
3588209C1	410 043
3606770C1	317 965
3606857C1	316 817
3606857C2	316 817
3606859C1	316 817
3606859C2	316 817
3609400C1	316 321
3620395C1	315 417
3668566C1	316 817
3670156C1	316 817
383379C91	317 958
426744R91	315 392
453561C91	317 957
453562C91	317 957
453565C91	317 957
453566C91	317 957
453568C91	317 957
453569C91	317 957
453572C91	316 838
453575C91	317 958
453576C91	315 392
453576C92	410 032
453577C91	315 392
467371C91	317 957
467372C91	317 957
471203C91	317 958
472411C91	315 418
472412C91	315 418
477132C1	315 392
4C4Z-18125-DA	317 773
501553C91	315 416
501906C91	316 321
503550C1	315 544
503610C2	315 544
507202C1	316 840
537524C91	317 934
540395C92	315 540
548532C1	317 933

OEM #	SACHS #
<b>INTERNATIONAL (Continued)</b>	
56101 Z1030	316 310
56101 Z2000	316 310
586724C1	315 418
586724C91	315 418
60680-003	315 655
790335C91	317 776
873619C92	317 939
873622C91	317 958
<b>ISUZU</b>	
94033786	317 938
97083029	317 945
8-22064-489-0	510 017
8-22064-805-0	316 312
8-22064-806-0	316 312
8-22064-807-0	316 312
8-51630-666-0	317 938
8-97083-029-0	317 945
8-97253-620-0	317 945
8-97253-621-0	317 945
8-97253-651-0	317 938
8-97253-664-0	317 938
9-51630-666-0	317 938
9-51630-666-2	317 938
<b>JOHN DEERE</b>	
3638112	317 966
<b>KENWORTH</b>	
70701	315 553
665617	410 044
665858	315 548
665903	315 553
665944	315 553
665945	315 551
671052	315 654
671656	315 655
671962	316 316
671963	315 655
680586	316 310
90044089	315 544
90045099	315 431
90045132	410 040
1201-0054	316 825
1201-1043	317 930
1201-1044	317 930
1201-1046	317 931
1201-1049	317 930
1202-0042	317 930
1202-0043	317 956
1202-0044	317 930

OEM #	SACHS #
<b>KENWORTH (Continued)</b>	
1202-0052	316 825
1202-0054	316 825
1202-1042	317 930
1202-1043	317 930
1202-1044	317 930
1202-1046	317 931
1202-1064	316 826
1202-1065	316 827
1202-1164	316 826
1202K046	317 931
1202K065	316 827
1204-0003	315 605
1211-0008	316 826
16725-01	316 320
19495-01	316 840
47902-19	316 307
47902-24	410 057
81 4903 008 193	315 605
B71-1001	315 654
B71-6004	317 534
B71-6011	316 305
B71-6019	317 534
C71-1002	315 424
C71-1011	316 312
C71-1011	316 824
C71-1013	315 655
C71-1014	316 316
C71-1015	315 655
C711016	315 424
C71-1017	316 824
C71-6015	315 424
K374-11	410 032
K374-14	316 837
K374-16	410 032
K374-26	410 032
K374-27	410 032
K374-29	315 551
K374-3	316 837
K374-32	315 551
K374-33	316 837
K374-5	316 837
K374-7	315 551
K374-87	315 551
K374-9	315 551
K374-C7	315 551
OE10455	317 530
R71-1004	317 931
R71-1005	316 826
T71-1000	316 826
T71-1001	316 826
T71-1002	316 827

## OEM INTERCHANGE

OEM #	SACHS #
<b>LINK</b>	
632155	317 928
646168	317 530
1210-0001	317 530
1210-0010	317 530
1210-002	317 955
<b>LODAL REFUSE HAULERS</b>	
9960257	315 542
<b>MACK</b>	
64838002	315 415
14QK-322M	315 415
47 1700 131 921	315 415
20625775	315 420
20998401	315 420
14QK-434M	315 420
47 1700 002 861	315 420
14QK-2113P4	315 426
14QK-2113P6	315 426
14QK-414M	315 431
651151	315 432
14QK-2100P2	315 432
14QK-2105	315 432
14QK-366P4	315 432
14QK-372M2	315 432
21979343	315 434
47 1700 008 934	315 434
2220561	315 435
22202560	315 435
47 1700 009 646	315 435
14QK-143	315 544
14QK-2100P4	315 544
14QK-29302	315 544
25624947	315 546
14QK-392AM	315 546
14QK-392AM3	315 546
14QK-392BM	315 546
14QK-392BM3	315 546
14QK-396	315 546
14QK-396M	315 546
14QK-2110	315 556
14QK-2115	315 556
14QK-373	315 556
14QK-377M	315 556
14QK-378M	315 556
20973993	315 606
14 1700 000 373	315 606
14 1700 000 380	315 606
14QK-3107M	315 606
14QK-3114M	315 606
21436096	315 607

OEM #	SACHS #
<b>MACK (Continued)</b>	
14 1700 005 839	315 607
20897198	315 608
22202559	315 608
14QK-2136M	315 608
14QK-3101M	315 608
47 1700 000 431	315 608
47 1700 002 626	315 608
20570098	315 611
60670-006	315 611
14QK-410M	315 614
25626048	315 620
14QK-427M	315 620
47 1700 000 445	315 620
14QK-428M	315 621
47 1700 000 451	315 621
20863239	315 622
14QK-3108	315 622
651103	316 307
25625151	316 307
14QK-2100P6	316 307
14QK-366	316 307
14QK-366P1	316 307
14QK-366P2	316 307
14QK-366P3	316 307
14QK-431M	316 313
21978276	316 492
47 1700 008 640	316 492
25625223	316 821
14QK-413M6	316 821
14QK-413M7	316 821
8083872	316 822
25624837	316 828
14QK-391AM2	316 828
14QK-391BM2	316 828
25624698	316 829
14QK-391AM	316 829
14QK-391BM	316 829
25625241	316 833
14QK-415M	316 833
25625241	316 833
25624341	316 835
14QK-413M4	316 835
25625091	316 839
14QK-142AP1	316 839
14QK-142P1	316 839
14QK-2107	316 839
14QK-2107P1	316 839
14QK-2107P2	316 839
14QK-2107P3	316 839
651012	316 840
14QK-2100P5	316 840

OEM #	SACHS #
<b>MACK (Continued)</b>	
14QK-2100P7	316 840
14QK-372M	316 840
22662125	317 531
3919933	410 032
25632480	410 032
14QK-373	410 032
14QK-377M	410 032
14QK-378M	410 032
25624351	410 040
14QK-414M2	410 040
14QK-3116M	317 777
14QK-393AM	317 934
14QK-410M3	317 934
47902-9	317 934
21002497	317 943
14QK-399	317 778
14QK-399M2	317 778
14QK-399M3	317 778
14QK-375M	317 934
14QK-393M	317 934
21010744	317 932
21155033	317 932
14QK-3116M	317 932
14QK-493M	317 932
70042	317 941
5533699	317 941
5554184	317 941
14QK-2111	317 929
14QK-2111-P2	317 929
14QK-2111-P4	317 929
<b>MAECO</b>	
OE10882	317 963
<b>MARMON MOTOR</b>	
576451	315 542
37-1-1	315 542
<b>MATSON SCHOOL BUS</b>	
5392387	316 841
<b>MC NEILUS TRUCK &amp; MAN.</b>	
1170719	317 955
1473224	317 530
2034140 MTM	317 530
600-115994B	317 955
600-11599M	317 955
600-188206	317 530
<b>MERCEDES-BENZ</b>	
10690273410	106 323

## OEM INTERCHANGE

OEM #	SACHS #
<b>MERCEDES-BENZ (Continued)</b>	
10690404890	112 457
004 323 96 00	310 799
24 1700 112 457	112 457
24 1700 124 457	112 457
28 1700 002 148	106 323
28 1700 106 262	106 323
28 1700 106 323	106 323
404 323 00 00	112 457
404 323 01 00	112 457
406 232 00 00	112 457
406 323 00 00	112 457
406 323 02 00	112 457
45 1700 000 661	112 457
45 1700 123 384	112 457
47 1700 001 542	300 091
47 1700 001 610	300 091
47 1700 008 363	300 091
47 1700 125 490	310 799
47 1700 125 972	300 091
47 1700 125 982	300 091
47 1700 310 799	310 799
629 326 00 00	300 091
629 326 01 00	300 091
673 317 01 03	106 323
673 317 02 03	106 323
673 317 03 03	106 323
<b>MITSUBISHI – FUSO</b>	
MC809390	317 933
MC813135	315 418
<b>MOR-RYDESUSPENSION</b>	
U0109-014	317 959
U0109-007	317 966
<b>MOTOR COACH IND. (M.C.I.)</b>	
12TA-01-013	316 841
12-05-6001	317 963
12-05-6054	317 963
22024673	317 962
22046485	317 962
22046499	317 962
22052424	317 962
12-05-1273	316 349
12-05-1274	316 350
12-05-1275	316 351
48 1700 005 968	316 349
48 1700 005 969	316 350
48 1700 007 282	316 351

OEM #	SACHS #
<b>MOTOR COACH IND. (M.C.I.)</b>	
<b>(Continued)</b>	
97-9999-02585	317 962
97-9999-02633	317 962
OE10882	317 963
<b>NEWELL BUS</b>	
48 1700 131 897	311 503
<b>NEW FLYER</b>	
6391341	314 201
48 1700 008 635	314 201
<b>NORTH AMERICAN BUS INDUSTRIES (INCL. IKARUS BUS)</b>	
6303128	314 201
416003214700	315 422
48 1700 124 382	315 422
48 1700 125 956	314 201
<b>NOVA BUS</b>	
22024673	317 962
48 1700 000 492	315 506
48 1700 000 497	316 487
48 1700 000 499	315 505
48 1700 005 951	315 505
48 1700 005 952	315 506
48 1700 005 953	316 300
48 1700 131 170	031 417
48 1700 131 171	031 418
48 1700 131 250	313 709
48 1700 131 250	316 841
48 1700 131 251	314 464
48 1700 131 252	313 708
48 1700 131 253	313 708
48 1700 131 567	313 710
G1011823	317 962
G1201338	317 962
N30988	031 417
N30989	031 418
N31830	313 708
N31831-B	313 709
N33397	313 710
N35179-P	315 506
N38073P	316 487
N56224	315 505
N56226	315 506

OEM #	SACHS #
<b>NOVA BUS (Continued)</b>	
N56228	316 300
<b>OLE GRANNING</b>	
1086	317 957
<b>ORION BUS</b>	
080131512	315 596
680091	316 841
080131526	316 301
080231501	315 595
020273541-4	410 056
48 1700 004 024	315 595
48 1700 004 917	315 596
48 1700 006 833	316 301
48 1700 007 422	315 595
48 1700 008 657	316 301
OB240748	315 595
OB241623	316 301
<b>OSHKOSH</b>	
P117099	315 397
665040	315 392
690049	315 392
1573270	317 782
1583470	510 017
1745500	510 017
1745500	317 774
2034140	317 928
5353054	315 392
12405F-1	315 392
GBL654875	315 397
<b>OSTERLUND TRUCK</b>	
59011	317 957
<b>OTTAWA</b>	
59009	315 392
<b>PAGE SUSPENSION</b>	
1080099	410 056
1081933	315 423
<b>PAI CORPORATION</b>	
HSA-5067	315 556
HSA-5080	316 320
HSA-5095	316 839

## OEM INTERCHANGE

OEM #	SACHS #
<b>PEERLESS TRAILER</b>	
72-61	315 554
<b>PETERBILT</b>	
ACHF113	316 305
665174	315 423
665633	315 549
665858	315 548
671052	315 654
680348	316 816
680435	315 549
680586	316 310
90045099	315 431
02-01787	315 558
02-01890	316 816
02-02061	315 432
02-02142	316 307
02-02737	315 558
02-02738	316 820
02-02739	315 432
02-02740	316 307
02-02741	316 816
02-02742	315 558
02-04010	315 558
03-04628	315 551
03-04629	315 550
03-05384	315 549
03-07420	315 551
03-07421	316 310
03-07423	315 549
1202-0054	316 825
1202-1044	317 930
29-02455	317 535
29-06005	317 781
29-06032	317 781
ACHB966	316 312
B71-6004	317 534
B71-6009	316 305
B71-6011	316 305
C71-1011	316 312
C71-1011	316 824
C71-1013	315 655
C71-1014	316 316
C71-1017	316 824
C71-6000	315 424
C71-6015	315 424

OEM #	SACHS #
<b>PIERCE MANUFACTURING INC.</b>	
2034140	317 928
<b>PREVOST</b>	
630001	316 841
630127	315 392
630134	315 426
630134	315 392
630163	315 425
630228	315 428
630240	316 470
630251	315 425
630252	315 426
630253	315 392
630254	315 428
630271	316 471
74939852	316 841
01-0100-905	315 426
12T-1-13	316 841
12T-1-13	315 426
48 1700 000 206	315 428
48 1700 000 207	315 426
48 1700 000 208	315 425
48 1700 000 209	315 392
48 1700 000 475	316 470
48 1700 005 092	316 471
48 1700 131 251	314 464
48 1700 131 253	313 708
48 1700 999 376	315 426
48 1700 999 377	315 425
48 1700 999 386	315 392
48 1700 999 427	315 428
N31828-B	314 464
N31829	313 708
<b>REX MIXER</b>	
102-13441-10	317 530
<b>REYCO SUSPENSION</b>	
16725-01	316 320
680551	317 536
12885-03	510 017
12887-01	315 432
14954-01	317 957
17146-01	315 432
17358-01	315 542

OEM #	SACHS #
<b>REYCO SUSPENSION (Continued)</b>	
17403-01	315 542
17408-01	315 542
17794-01	316 839
18164-01	315 542
18165-01	315 554
18166-01	315 432
18800-01	410 056
19495-01	316 840
19623-01	317 934
19824-01	315 554
23523-01	317 536
23524-01	317 536
701071-01	317 530
<b>RIDEWELL CORPORATION</b>	
1270563B003	510 017
1270563B000	510 017
1270563B003	510 017
1270789B000	315 544
1317570B001	317 530
AS3069B	315 542
AS546B	315 554
AS563B	410 056
AS575B	315 542
AS789B	315 544
S5878B	315 544
S6009B	410 056
S7172B	315 544
S7365B	315 556
<b>SAF/HOLLAND</b>	
90044448	316 830
632155	317 928
90044001	315 542
90044012	315 554
90044017	315 423
90044046	317 934
90044089	315 544
90044095	410 056
90044162	315 552
90044642	315 423
90044685	315 552
90044769	317 782
90044770	317 782
90044794	315 622



## OEM INTERCHANGE

OEM #	SACHS #
<b>SAF/HOLLAND (Continued)</b>	
90044833	316 318
90044834	317 533
90044868	316 318
90044992	316 319
90045040	316 319
90045054	316 830
90045075	315 552
90045083	317 964
90045096	316 308
90045099	315 431
90045132	410 040
90045331	317 530
90045384	311 793
90045416	315 625
90045436	311 794
90045455	315 613
90045466	316 308
90045499	311 794
90045500	311 793
90045503	315 625
90045504	315 613
90045532	316 308
90045533	315 430
90045534	315 431
90045535	315 614
90045536	315 432
90045564	315 552
90045599	315 599
90045605	315 599
90045673	316 548
90045685	315 552
47 1700 000 433	315 430
47 1700 000 436	315 613
47 1700 000 458	315 431
47 1700 000 460	315 614
47 1700 000 461	315 432
47 1700 004 423	315 599
47 1700 009 229	316 548
48 1700 000 483	315 625
48 1700 000 484	311 794
48 1700 000 485	311 793
90044089C	315 544
900-45-534	315 431
AR-1008	315 544
AR-1141	315 423
AR-1141-C	315 423

OEM #	SACHS #
<b>SAF/HOLLAND (Continued)</b>	
AR-1404	317 953
AR-1425	317 953
AR-1434	410 056
AR-1654	317 776
AR-2451	410 056
AR-2598	317 934
AR-718-C	410 056
AR-718-C-HD	410 056
AR-781	410 056
AR-958	315 544
<b>SPARTAN MOTORS</b>	
B46-1725	317 964
59011	317 957
<b>STERLING</b>	
90045099	315 431
10-13205-000	315 617
10-13684-000	315 623
1202-1043	317 930
47 1700 000 470	315 623
47 1700 131 646	315 617
47902-28	410 057
57241-2	316 821
680-323-0200	316 831
680-323-0300	315 554
680-326-0000	315 397
F4HT-18080-AB	410 032
F6HT-18045-AA	317 960
F6HT-18045-AC	317 960
F6HT-18045-CC	316 836
F6HT-18045-EB	316 819
F6HT-18045-EC	316 819
F6HT-18045-GB	316 819
F6HT-18045-GC	316 819
F6HT-18045-HB	317 960
F6HT-18045-HC	317 960
F6HT-18080-CA	410 032
F6HT-18080-DA	316 821
F6HT-18080-EA	315 431
F6HT-18080-FC	410 057
<b>THOMAS BUILT BUS</b>	
87002	315 392
728802	315 392
61300224	315 601

OEM #	SACHS #
<b>THOMAS BUILT BUS (Continued)</b>	
61310101	315 392
61310107	316 815
61310119	316 815
10-12388-000	315 597
10-12390-000	315 601
16-19138-000	315 398
680-326-0000	315 397
GBL654725	316 832
<b>TRAILMOBILE CANADA CORP.</b>	
90044089	315 544
90044625	315 554
90044642	315 423
90044977	410 056
90044979	315 423
90044992	316 319
90045054	316 830
90045099	315 431
43-4-235	316 830
43-4-236	315 423
43-4-237	410 056
43-4-239	315 544
43-4-241	315 554
43-4-277	410 056
43-4-279	315 423
43-6-028	410 056
43-6-118	410 056
43-6-137	315 554
43-6-158	315 432
43-6-164	315 544
43-8-002	315 432
43-8-011	315 544
43-8-013	410 056
43-8-014	315 432
43-8-015	315 554
43-8-022	317 957
43-8-031	315 423
A-2212	315 423
<b>TUTHILL TECHNOLOGIES</b>	
16725-01	316 320
66502	317 530
12885-01	316 322
12885-03	510 017
12887-01	315 432
12887-02	315 432

## OEM INTERCHANGE

OEM #	SACHS #
<b>TUTHILL TECHNOLOGIES</b>	
<b>(Continued)</b>	
14954-01	317 957
16725-01	316 320
17146-01	315 432
17358-01	315 542
17403-01	315 542
17408-01	315 542
17794-01	316 839
18163-01	315 544
18164-01	315 542
18165-01	315 554
18166-01	315 432
18800-01	410 056
19495-01	316 840
19623-01	317 934
19824-01	315 554
23523-01	317 536
23524-01	317 536
<b>TWIN COACH</b>	
90045099	315 431
AR-718-C-HD	410 056
AR-958	315 544
<b>UPS TRUCK</b>	
P117099	315 397
<b>VOLVO</b>	
3037213	125 756
14 1700 125 275	125 756
14 1700 125 756	125 756
3036162	125 757
14 1700 000 641	125 757
14 1700 000 800	125 757
14 1700 125 757	125 757
3031626	170 606
38 1700 124 721	170 606
47 1700 125 244	170 606
47 1700 125 245	170 606
47 1700 125 322	170 606
530596	315 392
1091370	315 400
3919570	315 411
20485633	315 415
21137330	315 415
47 1700 131 921	315 415

OEM #	SACHS #
<b>VOLVO (Continued)</b>	
64838002L	315 415
1091368	315 416
3919954	315 416
8060026	315 434
8073212	315 434
20433427	315 434
47 1700 131 259	315 434
21462378	315 435
21462380	315 435
21462384	315 435
47 1700 006 038	315 435
47 1700 006 040	315 435
47 1700 006 041	315 435
1093181	315 545
3919940	315 546
3919946	315 549
85137420	315 552
3098518	315 554
83176201	315 554
85137234	315 554
3919932	315 558
20433424	315 606
8078195	315 607
20513881	315 607
21436086	315 607
14 1700 005 838	315 607
14 1700 005 839	315 607
22202559	315 608
83176225	315 608
85104221	315 608
8086651	315 609
20433425	315 609
20551628	315 609
47 1700 000 443	315 609
47 1700 002 627	315 609
20433426	315 622
20434880	315 622
20863239	315 622
47 1700 131 258	315 622
85107095	315 660
3919950	316 305
8056892	316 305
3949240	316 311
8077874	316 311
8086053	316 311
8169859	316 311

OEM #	SACHS #
<b>VOLVO (Continued)</b>	
35901-3201	316 311
85134402	316 313
20374545	316 472
47 1700 005 606	316 472
21601833	316 473
47 1700 006 677	316 473
21978275	316 492
47 1700 008 630	316 492
3919935	316 814
8065787	316 814
37301-0016	316 814
37301-0021	316 814
3919943	316 816
3919958	316 818
3947711	316 818
8026658	316 818
8083872	316 822
20782199	316 823
1505190	316 824
1591501	316 824
83176240	317 530
20496215	317 531
20704334	317 531
20721254	317 531
22662224	317 531
3919933	410 032
3919934	410 032
25632480	410 032
3919959	510 017
8071524	317 783
8168617	317 780
8078546	317 772
20496217	317 772
25625635	317 778
25625636	317 778
3946210	317 933
3082284	317 959
02-7005976	317 959
02-7005976	317 959
02-7005977	317 959
<b>WATSON &amp; CHALIN SUSPENSION</b>	
10147	410 056
10148	315 423
11418	317 530
11604	315 554

## OEM INTERCHANGE

OEM #	SACHS #
<b>WATSON &amp; CHALIN SUSPENSION</b>	
<b>(Continued)</b>	
11724	317 934
12128	315 542
17069	317 955
<b>WESTERN STAR</b>	
579052	315 554
579052	315 554
90044025	317 776
90045099	315 431
16-18830-000	316 480
16-18831-000	315 604
18-60770-001	315 610
18-60772-000	315 610
18-60773-000	315 615
37301-3401	317 957
37301-3404	410 032
37301-3412	316 320
37390-3401	317 940
37390-4401	317 957
37390-4402	317 940
37390-4403	317 940
47 1700 003 071	316 480
47 1700 003 072	315 604
47902-13	317 774
47902-24	410 057
47902-8	317 774
57905-1	410 057
57905-2	315 554
57985-1	316 821
66010-3405	315 610
66010-3406	315 615
81 4903 003 500	315 610
81 4903 003 501	315 615
<b>WESTERN UNIT ("STABILAIRE" SUSPENSION)</b>	
101364	315 556
4939967	315 426

## GABRIEL – SACHS INTERCHANGE

GABRIEL #	SACHS #	GABRIEL #	SACHS #	GABRIEL #	SACHS #
83001	315 555	83126	316 840	85006	315 400
83002	316 827	83127	315 423	85007	315 392
83006	315 616	83128	315 411	85010	315 625
83008	317 535	83130	316 319	85012	316 820
83009	315 660	83134	315 603	85013	315 432
83017	315 660	83135	316 302	85014	315 431
83019	317 929	83136	316 303	85023	316 305
83021	316 825	83137	410 057	85024	317 783
83024	316 826	83140	315 426	85026	316 814
83025	317 930	83142	317 935	85029	315 593
83026	315 610	83144	317 936	85030	316 815
83027	315 615	83147	315 611	85031	410 044
83028	317 772	83148	317 937	85033	315 549
83029	317 772	83154	317 529	85036	316 307
83030	317 780	83159	317 938	85040	317 953
83031	316 826	83160	315 619	85043	316 831
83032	317 956	83163	316 302	85045	316 318
83035	317 781	83165	125 756	85046	316 818
83038	315 616	83203	410 056	85047	316 311
83039	315 657	83204	315 423	85051	316 830
83040	315 656	83207	317 782	85052	317 533
83041	316 829	83209	317 776	85053	317 940
83045	317 778	83214	317 957	85054	317 960
83047	315 659	83215	316 839	85055	316 836
83048	317 531	83217	317 957	85058	315 398
83049	317 931	83221	316 320	85060	315 423
83051	317 532	83225	317 957	85061	315 606
83057	315 658	83308	317 958	85062	315 558
83101	317 932	83309	316 838	85064	316 314
83102	315 418	83312	316 837	85065	315 434
83103	317 933	83314	317 939	85066	315 608
83109	316 821	83317	316 321	85067	315 424
83110	316 835	83400	317 959	85069	316 312
83111	316 821	83456	315 418	85070	315 548
83112	316 833	83515	317 945	85072	316 823
83120	316 832	83613	315 540	85080	315 620
83122	317 774	85000	315 552	85081	315 622
83123	317 934	85001	410 032	85084	317 534
83124	315 544	85003	315 416	85086	317 536
83125	315 554	85005	315 546	85088	315 435

## GABRIEL – SACHS INTERCHANGE

GABRIEL #	SACHS #	GABRIEL #	SACHS #	GABRIEL #	SACHS #
85089	170 606	85900	315 404	89401	315 400
85090	315 389	85901	316 309	89405	316 307
85092	315 602	85906	315 431	89406	317 774
85097	315 614	85909	410 040	89407	315 544
85098	315 607	85910	317 964	89408	315 558
85099	315 430	85911	315 552	89409	316 837
85106	315 412	85914	317 954	89410	410 032
85109	315 599	85918	315 623	89411	315 416
85300	316 322	85919	316 488	89412	315 392
85301	317 953	85920	315 597	89413	316 820
85302	317 941	85921	315 394	89414	315 432
85303	316 841	85923	315 417	89415	316 305
85305	315 556	85924	315 547	89416	317 783
85307	317 941	85925	317 777	89417	316 814
85308	315 426	85926	317 773	89419	316 322
85310	315 551	85928	410 043	89420	317 941
85311	316 310	85929	317 965	89422	316 841
85314	410 032	85931	315 417	89423	315 551
85316	315 545	85932	315 413	89424	316 310
85319	316 306	85933	315 415	89425	410 032
85320	410 032	85934	510 017	89426	315 545
85321	316 308	85936	316 316	89427	315 549
85323	510 017	85937	315 655	89428	316 306
85329	315 426	85938	316 314	89429	410 032
85330	315 425	85939	317 779	89430	315 546
85331	315 393	85946	316 308	89431	315 398
85335	315 396	85954	316 817	89432	316 815
85336	315 551	85956	315 391	89434	316 818
85338	317 961	85957	410 043	89435	316 311
85377	313 709	85958	315 390	89436	315 552
85378	313 708	85959	315 601	89438	317 960
85379	315 425	85971	317 942	89439	316 836
85380	315 428	85974	311 794	89440	316 815
85710	317 962	85975	315 625	89442	317 940
85713	315 392	85976	410 057	89443	315 395
85722	316 824	85977	316 821	89446	316 838
85724	315 395	85978	316 822	89447	315 418
85736	315 392	85979	317 943	89448	315 608
85738	317 536	85980	316 822	89449	315 623
85740	317 963	87015	317 944	89450	315 606

## GABRIEL – SACHS INTERCHANGE

GABRIEL #	SACHS #
89451	315 424
89453	315 413
89454	315 415
89455	316 312
89456	316 316
89457	315 547
89458	315 417
89459	315 548
89460	317 534
632147	317 955
646155	317 530
646177	317 928
G63183	317 966



## MERITOR – SACHS INTERCHANGE

MERITOR #	SACHS #
M83001	315 555
M83008	317 535
M83009	315 660
M83021	316 825
M83025	317 930
M83028	317 772
M83029	317 772
M83038	315 616
M83041	316 829
M83110	316 835
M83111	316 821
M83112	316 833
M83122	317 774
M83123	317 934
M83124	315 544
M83125	315 554
M83127	315 423
M83128	315 411
M83130	316 319
M83135	316 302
M83136	316 303
M83147	315 611
M83203	410 056
M83207	317 782
M83209	317 776
M83215	316 839
M83456	315 418
M85000	315 552
M85001	410 032
M85003	315 416
M85005	315 546
M85006	315 400
M85007	315 392
M85012	316 820
M85013	315 432
M85014	315 431
M85026	316 814
M85029	315 593
M85030	316 815
M85033	315 549
M85036	316 307
M85043	316 831
M85045	316 318

MERITOR #	SACHS #
M85046	316 818
M85047	316 311
M85052	317 533
M85053	317 940
M85058	315 398
M85061	315 606
M85062	315 558
M85064	316 314
M85066	315 608
M85067	315 424
M85069	316 312
M85070	315 548
M85072	316 823
M85300	316 322
M85301	317 953
M85303	316 841
M85305	315 556
M85310	315 551
M85311	316 310
M85316	315 545
M85319	316 306
M85320	410 032
M85323	510 017
M85331	315 393
M85724	315 395
M85738	317 536
M85900	315 404
M85901	316 309
M85909	410 040
M85918	315 623
M85919	316 488
M85920	315 597
M85923	315 417
M85924	315 547
M85931	315 417
M85933	315 415
M85934	510 017
M85936	316 316
M85937	315 655
M85938	316 314
M89408	315 558
M89410	410 032
M89411	315 416

MERITOR #	SACHS #
M89413	316 820
M89414	315 432
M89423	315 551
M89424	316 310
M89427	315 549
M89429	410 032
M89430	315 546
M89436	315 552
M89443	315 395
M89448	315 608
M89449	315 623
M89450	315 606
M89451	315 424
M646155	317 530

## MONROE – SACHS INTERCHANGE

MONROE #	SACHS #
65101	315 558
65102	410 032
65103	410 032
65105	316 814
65106	317 782
65107	315 545
65108	316 815
65109	315 420
65110	315 546
65111	315 400
65113	316 816
65116	315 426
65119	315 594
65121	317 942
65123	317 960
65124	317 940
65128	410 044
65139	315 623
65140	315 601
65143	316 302
65144	410 043
65145	317 965
65146	317 777
65147	315 547
65148	315 390
65153	315 394
65157	316 817
65158	316 817
65159	315 548
65160	315 622
65161	316 303
65162	315 414
65166	315 389
65175	317 534
65400	315 549
65401	315 432
65402	315 550
65404	315 551
65405	316 305
65406	317 783
65407	315 392
65408	316 306

MONROE #	SACHS #
65409	315 416
65411	316 307
65412	317 774
65415	316 818
65416	510 017
65418	315 431
65419	315 552
65420	410 057
65421	316 308
65429	316 819
65431	410 040
65433	317 964
65434	316 820
65435	316 309
65436	315 553
65444	316 310
65451	315 593
65463	317 953
65465	317 954
65466	316 311
65468	316 312
65472	315 425
65475	315 434
65478	317 936
65480	316 821
65481	317 934
65482	315 554
65483	316 822
65484	410 057
65485	317 943
65486	315 608
65488	317 773
65489	315 393
65490	315 395
65492	315 417
65493	510 017
65494	315 607
65495	315 424
65497	315 415
65500	317 536
65501	317 536
65503	316 488

MONROE #	SACHS #
65504	316 823
65505	315 611
65508	317 935
65510	317 533
65511	317 779
65512	316 314
65513	317 961
65514	315 430
65515	315 614
65516	315 432
65517	125 756
65518	125 757
65523	315 655
65524	316 316
65525	317 944
65526	315 391
65528	316 824
65530	315 413
65541	315 599
66101	317 780
66104	316 825
66108	317 772
66109	317 531
66112	315 660
66115	317 778
66117	317 929
66118	315 555
66121	315 659
66122	315 616
66124	315 656
66125	317 781
66126	317 532
66142	315 657
66145	317 535
66147	315 660
66159	316 827
66162	317 956
66189	316 829
66196	315 615
66403	317 529
66407	315 603
66418	315 623





## MONROE – SACHS INTERCHANGE

MONROE #	SACHS #	MONROE #	SACHS #
66419	315 417	66893	410 056
66422	316 302	66903	317 959
66424	315 551	66923	315 418
66426	315 547	66924	316 321
66428	315 549	66957	ZF66957
66429	315 550	66969	316 840
66431	315 608	74003	315 556
66433	315 390	74025	316 841
66435	316 305	74028	317 941
66436	315 424	74405	316 322
66502	317 530	74409	315 551
66504	317 955	74417	317 962
66603	317 933	74420	315 416
66605	315 540	74443	313 709
66607	316 318	74444	313 708
66608	315 411	74475	315 422
66610	316 830	557011	315 619
66613	316 831	557012	315 593
66615	316 832	557023	315 613
66618	317 938	557039	315 600
66627	316 318	557040	315 602
66628	316 303		
66634	316 319		
66636	315 423		
66638	317 934		
66648	316 833		
66653	317 945		
66656	316 835		
66668	316 836		
66683	317 932		
66692	315 397		
66710	317 776		
66811	316 837		
66833	315 542		
66858	317 966		
66860	317 958		
66861	316 838		
66863	317 939		
66878	316 320		
66884	315 554		
66886	315 544		
66891	316 839		

## SPECIFICATION CHART

SACHS #	Upper Mounting Type	Upper Mounting (Diameter - Length) (Inches)	Lower Mounting Type	Lower Mounting (Diameter - Length) (Inches)	Compressed Length (Inches)	Extended Length (Inches)	Travel Length (Inches)	Mounting Hardware Upper	Mounting Hardware Lower
031 417	Eye Ring & Bushing	1 - 1 15/16	Eye Ring & Bushing	1 - 1 15/16	14 3/4	22	7 5/16	803 065	803 065
031 418	Eye Ring & Bushing	1 - 1 15/16	Eye Ring & Bushing with Steel Sleeve	13/16 - 1 15/16	15 1/4	23 3/4	8 7/16	803 065	-
106 323	Eye Ring & Bushing with Steel Sleeve	1/2 - 1 1/4	Eye Ring & Bushing with Steel Sleeve	1/2 - 1 1/4	7 7/8	10 13/16	2 15/16	-	-
112 457	Eye Ring & Bushing with Steel Sleeve	13/16 - 2 3/16	Eye Ring & Bushing with Steel Sleeve	13/16 - 2 3/16	16 7/16	25 7/8	9 7/16	-	-
125 756	Eye Ring & Bushing with Steel Sleeve	5/8 - 3 15/16	Eye Ring & Bushing with Steel Sleeve	13/16 - 2	17 5/16	27 15/16	10 5/8	-	-
125 757	Eye Ring & Bushing with Steel Sleeve	5/8 - 3 15/16	Eye Ring & Bushing with Steel Sleeve	5/8 - 2 5/8	16 5/16	25 13/16	9 7/16	-	-
170 606	Eye Ring & Bushing with Steel Sleeve	5/8 - 3 15/16	Eye Ring & Bushing with Steel Sleeve	5/8 - 2 5/8	16 5/16	25 13/16	9 7/16	-	-
300 091	Stem	L=2 5/8	Stem	L=2 1/2	14 7/8	24 5/16	9 7/16	-	-
310 799	Eye Ring & Bushing with Steel Sleeve	13/16 - 2 3/16	Eye Ring & Bushing with Steel Sleeve	13/16 - 2 3/16	16 1/8	26	9 13/16	-	-
311 503	Stem	L= 3 3/16	Stem	L=2 15/16	13 11/16	22 3/8	8 3/4	-	-
311 793	Eye Ring & Bushing with Steel Sleeve	3/4 - 1 3/4	Eye Ring & Bushing with Steel Sleeve	3/4 - 1 3/4	15 1/4	24 5/16	9 1/16	-	-
311 794	Eye Ring & Bushing with Steel Sleeve	3/4 - 1 3/4	Eye Ring & Bushing with Steel Sleeve	3/4 - 1 3/4	16 1/8	25 15/16	9 13/16	-	-
313 708	Eye Ring & Bushing with Steel Sleeve	3/4 - 1 15/16	Eye Ring & Bushing with Steel Sleeve	3/4 - 1 15/16	14 15/16	23 5/8	8 11/16	-	-
313 709	Eye Ring & Bushing with Steel Sleeve	3/4 - 1 15/16	Eye Ring & Bushing with Steel Sleeve	3/4 - 1 15/16	14 15/16	23 5/8	8 11/16	-	-
313 710	Eye Ring & Bushing	1 - 1 15/16	Eye Ring & Bushing	1 - 1 15/16	15 1/2	23 15/16	8 7/16	803 065	803 065
314 201	Stem	L=3 3/16	Stem	L=2 15/16	12 15/16	20 13/16	7 7/8	803 057	803 057

## SPECIFICATION CHART

SACHS #	Upper Mounting Type	Upper Mounting (Diameter - Length) (Inches)	Lower Mounting Type	Lower Mounting (Diameter - Length) (Inches)	Compressed Length (Inches)	Extended Length (Inches)	Travel Length (Inches)	Mounting Hardware Upper	Mounting Hardware Lower
314 464	Eye Ring & Bushing with Steel Sleeve	13/16 – 1 15/16	Eye Ring & Bushing	1 – 1 15/16	14 3/4	22	7 5/16	-	803 065
315 389	Eye Ring & Bushing with Steel Sleeve	3/4 - 2 1/4	Eye Ring & Bushing with Steel Sleeve	3/4 – 1 3/4	15 9/16	25 1/4	9 5/8	-	-
315 390	Eye Ring & Bushing with Steel Sleeve	3/4 - 2 1/4	Eye Ring & Bushing with Steel Sleeve	3/4 – 2 1/4	14 5/16	22 13/16	8 7/16	-	-
315 391	Eye Ring & Bushing with Steel Sleeve	13/16 – 3 13/16	Eye Ring & Bushing with Steel Sleeve	3/4 – 2 7/16	18 5/8	30 5/8	12	-	-
315 392	Eye Ring & Bushing	1 - 1 15/16	Eye Ring & Bushing	1 - 1 15/16	15 3/16	24 1/16	8 7/8	803 065	803 065
315 393	Eye Ring & Bushing with Steel Sleeve	3/4 – 3 13/16	Eye Ring & Bushing with Steel Sleeve	3/4 – 3 3/16	12 15/16	19 5/8	6 11/16	-	-
315 394	Stem	L=3 1/16	Eye Ring & Bushing with Steel Sleeve	3/4 – 1 3/4	13 3/8	21 7/8	8 7/16	803 061	-
315 395	Eye Ring & Bushing with Steel Sleeve	3/4 - 3 13/16	Eye Ring & Bushing with Steel Sleeve	3/4 – 3 3/16	14 1/2	22 3/4	8 1/4	-	-
315 396	Eye Ring & Bushing with Steel Sleeve	3/4 – 3 13/16	Eye Ring & Bushing with Steel Sleeve	3/4 – 3 3/16	12 15/16	19 5/8	6 11/16	-	-
315 397	Eye Ring & Bushing with Steel Sleeve	3/4 - 2 3/4	Stem	L=3 1/4	13 11/16	22 3/16	8 7/16	-	803 063
315 398	Eye Ring & Bushing with Steel Sleeve	3/4 - 1 3/4	Eye Ring & Bushing with Steel Sleeve	3/4 – 1 3/4	14 3/8	22 13/16	8 7/16	-	-
315 399	Eye Ring & Bushing with Steel Sleeve	3/4 - 1 3/4	Eye Ring & Bushing with Steel Sleeve	3/4 – 1 3/4	15 9/16	25 3/16	9 5/8	-	-
315 400	Eye Ring & Bushing with Steel Sleeve	3/4 - 1 3/4	Eye Ring & Bushing with Steel Sleeve	3/4 – 1 3/4	17 1/8	28 3/8	11 1/4	-	-
315 401	Eye Ring & Bushing with Steel Sleeve	3/4 – 3 13/16	Eye Ring & Bushing with Steel Sleeve	3/4 – 3 3/16	12 13/16	19 11/16	6 7/8	-	-

## SPECIFICATION CHART

SACHS #	Upper Mounting Type	Upper Mounting (Diameter - Length) (Inches)	Lower Mounting Type	Lower Mounting (Diameter - Length) (Inches)	Compressed Length (Inches)	Extended Length (Inches)	Travel Length (Inches)	Mounting Hardware Upper	Mounting Hardware Lower
315 403	Eye Ring & Bushing with Steel Sleeve	3/4 - 1 3/4	Eye Ring & Bushing with Steel Sleeve	3/4 - 1 3/4	14 3/8	22 13/16	8 7/16	-	-
315 404	Stem	L=2 15/16	Stem	L=3 3/16	10 13/16	17 1/2	6 11/16	803 057	803 057
315 411	Eye Ring & Bushing with Steel Sleeve	3/4 - 1 3/4	Eye Ring & Bushing with Steel Sleeve	3/4 - 1 3/4	11 5/8	16 13/16	5 3/16	-	-
315 412	Eye Ring & Bushing with Steel Sleeve	3/4 - 2 1/4	Eye Ring & Bushing with Steel Sleeve	3/4 - 2 1/4	13 1/8	20	6 7/8	-	-
315 413	Eye Ring & Bushing with Steel Sleeve	3/4 - 1 15/16	Eye Ring & Bushing with Steel Sleeve	3/4 - 2 1/4	13 11/16	21 3/16	7 1/2	-	-
315 414	Eye Ring & Bushing with Steel Sleeve	3/4 - 2 1/4	Eye Ring & Bushing with Steel Sleeve	3/4 - 2 1/4	13 11/16	21 3/16	7 1/2	-	-
315 415	Eye Ring & Bushing with Steel Sleeve	5/8 - 1 15/16	Eye Ring & Bushing with Steel Sleeve	5/8 - 1 15/16	12 15/16	18 1/4	5 3/8	-	-
315 416	Eye Ring & Bushing with Steel Sleeve	5/8 - 1 15/16	Eye Ring & Bushing with Steel Sleeve	5/8 - 1 15/16	15 3/4	24 3/4	9	-	-
315 417	Eye Ring & Bushing with Steel Sleeve	5/8 - 3 9/16	Eye Ring & Bushing with Steel Sleeve	5/8 - 3 15/16	14 1/2	21 7/8	7 3/8	-	-
315 418	Stem	L=2 5/8	Stem	L=2 11/16	14 13/16	25 1/16	10 1/4	-	-
315 420	Eye Ring & Bushing with Steel Sleeve	3/4 - 1 3/4	Eye Ring & Bushing with Steel Sleeve	3/4 - 1 3/4	13 3/4	21 5/8	7 7/8	-	-
315 422	Stem	L=3 3/16	Stem	L=2 15/16	12 15/16	20 13/16	7 7/8	803 057	803 057
315 423	Eye Ring & Bushing with Steel Sleeve	3/4 - 1 3/4	Eye Ring & Bushing with Steel Sleeve	3/4 - 1 3/4	13 3/8	20	6 5/8	-	-
315 424	Eye Ring & Bushing with Steel Sleeve	5/8 - 3 5/16	Eye Ring & Bushing with Steel Sleeve	5/8 - 1 3/4	18 3/8	30 1/2	12 1/8	-	-
315 425	Eye Ring & Bushing	1 - 1 15/16	Stem	L=3 3/16	14 7/16	22 11/16	8 1/4	803 065	803 057
315 426	Eye Ring & Bushing	1 - 1 15/16	Eye Ring & Bushing	1 - 1 15/16	15 1/2	24 3/8	8 7/8	803 065	803 065
315 428	Eye Ring & Bushing	1 - 1 15/16	Stem	L=3 3/16	14 7/8	23 15/16	9 1/16	803 065	803 057

## SPECIFICATION CHART

SACHS #	Upper Mounting Type	Upper Mounting (Diameter - Length) (Inches)	Lower Mounting Type	Lower Mounting (Diameter - Length) (Inches)	Compressed Length (Inches)	Extended Length (Inches)	Travel Length (Inches)	Mounting Hardware Upper	Mounting Hardware Lower
315 430	Eye Ring & Bushing with Steel Sleeve	3/4 - 1 3/4	Eye Ring & Bushing with Steel Sleeve	3/4 - 1 3/4	16 1/8	25 15/16	9 13/16	-	-
315 431	Eye Ring & Bushing with Steel Sleeve	3/4 - 1 3/4	Eye Ring & Bushing with Steel Sleeve	3/4 - 1 3/4	13 3/4	21 5/8	7 7/8	-	-
315 432	Eye Ring & Bushing with Steel Sleeve	3/4 - 1 3/4	Eye Ring & Bushing with Steel Sleeve	3/4 - 1 3/4	17 11/16	29 5/16	11 5/8	-	-
315 434	Eye Ring & Bushing with Steel Sleeve	5/8 - 3 15/16	Stem	L=2 13/16	17 3/16	28 9/16	11 7/16	-	803 062
315 435	Eye Ring & Bushing with Steel Sleeve	5/8 - 3 15/16	Eye Ring & Bushing with Steel Sleeve	5/8 - 2 5/8	15 3/4	25 3/8	9 5/8	-	-
315 505	Stem	L=2 15/16	Stem	L=3 3/16	14 7/16	22 1/2	8 1/16	-	-
315 506	Stem	L=2 15/16	Stem	L=3 3/16	12 1/16	19 15/16	7 7/8	-	-
315 540	Stem	L=2 5/8	Stem	L=2 11/16	13 3/8	22	8 11/16	-	-
315 542	Eye Ring & Bushing with Steel Sleeve	3/4 - 1 3/4	Eye Ring & Bushing with Steel Sleeve	3/4 - 1 3/4	15 1/2	25 3/16	9 5/8	-	-
315 544	Eye Ring & Bushing with Steel Sleeve	3/4 - 1 3/4	Eye Ring & Bushing with Steel Sleeve	3/4 - 1 3/4	14 3/16	22 1/16	7 7/8	-	-
315 545	Stem	L=2 7/8	Eye Ring & Bushing with Steel Sleeve	3/4 - 1 3/4	13 3/16	21 1/16	7 7/8	803 061	-
315 546	Eye Ring & Bushing with Steel Sleeve	3/4 - 1 3/4	Eye Ring & Bushing with Steel Sleeve	3/4 - 1 3/4	15 9/16	25	9 7/16	-	-
315 547	Eye Ring & Bushing with Steel Sleeve	5/8 - 1 15/16	Eye Ring & Bushing with Steel Sleeve	3/4 - 1 3/4	13 1/4	20 5/16	7 1/16	-	-
315 548	Eye Ring & Bushing with Steel Sleeve	5/8 - 3 5/16	Eye Ring & Bushing	1 - 1 15/16	16 5/16	25 15/16	9 5/8	-	803 065
315 549	Stem	L=2 7/8	Eye Ring & Bushing	1 - 1 15/16	17 15/16	28	10 1/16	803 061	803 065
315 550	Stem	L=2 7/8	Eye Ring & Bushing	1 - 1 15/16	16	24 1/2	8 7/16	803 061	803 065
315 551	Stem	L=2 7/8	Stem	L=2 13/16	13	19 7/8	6 7/8	803 061	803 061

## SPECIFICATION CHART

SACHS #	Upper Mounting Type	Upper Mounting (Diameter - Length) (Inches)	Lower Mounting Type	Lower Mounting (Diameter - Length) (Inches)	Compressed Length (Inches)	Extended Length (Inches)	Travel Length (Inches)	Mounting Hardware Upper	Mounting Hardware Lower
315 552	Eye Ring & Bushing with Steel Sleeve	3/4 - 1 3/4	Eye Ring & Bushing with Steel Sleeve	3/4 - 1 3/4	11 5/8	17 1/8	5 1/2	-	-
315 553	Stem	L=2 7/8	Stem	L=2 13/16	12 5/16	18 1/4	5 7/8	803 061	803 061
315 554	Eye Ring & Bushing with Steel Sleeve	3/4 - 1 3/4	Eye Ring & Bushing with Steel Sleeve	3/4 - 1 3/4	17 5/16	28 9/16	11 1/4	-	-
315 555	Eye Ring & Bushing with Steel Sleeve	1/2 - 2 3/8	Eye Ring & Bushing with Steel Sleeve	5/8 - 1 7/16	10 1/2	8 7/16	2 1/16	-	-
315 556	Eye Ring & Bushing	1 - 1 15/16	Eye Ring & Bushing	1 - 1 15/16	16 3/4	26 3/4	10 1/16	803 065	803 065
315 558	Eye Ring & Bushing with Steel Sleeve	3/4 - 1 3/4	Eye Ring & Bushing with Steel Sleeve	3/4 - 1 3/4	13	19 11/16	6 11/16	-	-
315 593	Eye Ring & Bushing with Steel Sleeve	3/4 - 1 3/4	Eye Ring & Bushing with Steel Sleeve	3/4 - 1 3/4	13 1/2	20 9/16	7 1/16	-	-
315 594	Eye Ring & Bushing with Steel Sleeve	3/4 - 1 3/4	Eye Ring & Bushing with Steel Sleeve	3/4 - 1 3/4	13 1/2	20 9/16	7 1/16	-	-
315 595	Eye Ring & Bushing	1 - 2 1/2	Stem	L=3 3/16	13 5/8	21 11/16	8 1/16	803 064	803 057
315 596	Stem	L=3 3/16	Eye Ring & Bushing	1 - 2 1/2	13 7/16	21 5/16	7 7/8	803 057	803 064
315 597	Eye Ring & Bushing with Steel Sleeve	3/4 - 2 1/4	Eye Ring & Bushing with Steel Sleeve	3/4 - 2 1/4	13 7/16	21 1/8	7 11/16	-	-
315 598	Eye Ring & Bushing with Steel Sleeve	5/8 - 1 15/16	Eye Ring & Bushing with Steel Sleeve	5/8 - 1 15/16	12 15/16	18 1/4	5 5/16	-	-
315 599	Eye Ring & Bushing with Steel Sleeve	3/4 - 1 3/4	Eye Ring & Bushing with Steel Sleeve	13/16 - 4 1/16	15 3/16	24 3/16	9 1/16	-	-
315 600	Eye Ring & Bushing with Steel Sleeve	3/4 - 2 1/4	Eye Ring & Bushing with Steel Sleeve	3/4 - 2 1/4	15 1/4	21 9/16	6 5/16	-	-
315 601	Eye Ring & Bushing with Steel Sleeve	3/4 - 2 1/4	Eye Ring & Bushing with Steel Sleeve	3/4 - 2 1/4	13 7/16	21 1/8	7 11/16	-	-
315 602	Eye Ring & Bushing with Steel	3/4 - 2 1/4	Stem	L=3 3/16	15	21 7/8	6 7/8	-	803 063

## SPECIFICATION CHART

SACHS #	Upper Mounting Type	Upper Mounting (Diameter - Length) (Inches)	Lower Mounting Type	Lower Mounting (Diameter - Length) (Inches)	Compressed Length (Inches)	Extended Length (Inches)	Travel Length (Inches)	Mounting Hardware Upper	Mounting Hardware Lower
	Sleeve								
315 603	Stem	L=3 1/16	Eye Ring & Bushing with Steel Sleeve	3/4 – 1 3/4	14 13/16	23 1/2	8 11/16	803 061	-
315 604	Eye Ring & Bushing	1 - 1 15/16	Eye Ring & Bushing	1 – 1 15/16	15 1/2	24 3/4	9 1/4	803 065	803 065
315 605	Eye Ring & Bushing with Steel Sleeve	1/2 - 1 3/8	Eye Ring & Bushing with Steel Sleeve	1/2 – 1 3/8	8 5/8	11 5/8	3	-	-
315 606	Eye Ring & Bushing with Steel Sleeve	5/8 – 3 15/16	Eye Ring & Bushing with Steel Sleeve	5/8 – 2 5/8	15 3/16	24 5/8	9 7/16	-	-
315 607	Eye Ring & Bushing with Steel Sleeve	5/8 – 3 15/16	Eye Ring & Bushing with Steel Sleeve	5/8 – 2 5/8	15 3/16	24 5/8	9 7/16	-	-
315 608	Eye Ring & Bushing with Steel Sleeve	5/8 – 3 15/16	Eye Ring & Bushing with Steel Sleeve	5/8 – 2 5/8	15 3/4	25 3/8	9 5/8	-	-
315 609	Eye Ring & Bushing with Steel Sleeve	5/8 – 3 15/16	Eye Ring & Bushing with Steel Sleeve	5/8 – 2 5/8	15 3/4	25 3/8	9 5/8	-	-
315 610	Eye Ring & Bushing with Steel Sleeve	1/2 - 1 3/8	Eye Ring & Bushing with Steel Sleeve	5/8 – 1 3/8	9 3/8	12 1/16	2 11/16	-	-
315 611	Eye Ring & Bushing with Steel Sleeve	3/4 - 1 3/4	Eye Ring & Bushing with Steel Sleeve	3/4 – 1 3/4	17 5/16	28 9/16	11 1/4	-	-
315 612	Eye Ring & Bushing with Steel Sleeve	3/4 - 1 3/4	Eye Ring & Bushing with Steel Sleeve	3/4 – 1 3/4	17 5/16	28 9/16	11 1/4	-	-
315 613	Eye Ring & Bushing with Steel Sleeve	3/4 - 1 3/4	Eye Ring & Bushing with Steel Sleeve	3/4 – 1 3/4	15	24 1/16	9 1/16	-	-
315 614	Eye Ring & Bushing with Steel Sleeve	3/4 - 1 3/4	Eye Ring & Bushing with Steel Sleeve	3/4 – 1 3/4	17 3/16	28	10 13/16	-	-
315 615	Eye Ring & Bushing with Steel Sleeve	1/2 - 1 3/8	Stem	L=2 5/8	9 3/16	13	3 13/16	-	803 058

## SPECIFICATION CHART

SACHS #	Upper Mounting Type	Upper Mounting (Diameter - Length) (Inches)	Lower Mounting Type	Lower Mounting (Diameter - Length) (Inches)	Compressed Length (Inches)	Extended Length (Inches)	Travel Length (Inches)	Mounting Hardware Upper	Mounting Hardware Lower
315 616	Eye Ring & Bushing with Steel Sleeve	1/2 - 2 3/8	Eye Ring & Bushing with Steel Sleeve	5/8 - 1 7/16	8 7/16	10 1/2	2 1/16	-	-
315 617	Eye Ring & Bushing with Steel Sleeve	3/4 - 2 1/4	Eye Ring & Bushing with Steel Sleeve	3/4 - 2 1/4	14 5/16	22 13/16	8 7/16	-	-
315 618	Eye Ring & Bushing with Steel Sleeve	1/2 - 1 11/16	Eye Ring & Bushing with Steel Sleeve	3/4 - 1 3/4	14 15/16	24 3/16	9 1/4	-	-
315 619	Eye Ring & Bushing with Steel Sleeve	1/2 - 1 11/16	Eye Ring & Bushing with Steel Sleeve	3/4 - 1 3/4	14 15/16	24 3/16	9 1/4	-	-
315 620	Eye Ring & Bushing with Steel Sleeve	5/8 - 1 15/16	Stem	L=2 13/16	14 13/16	23 7/16	8 11/16	-	803 059
315 621	Eye Ring & Bushing with Steel Sleeve	5/8 - 1 15/16	Stem	L=2 13/16	15 3/16	24 3/16	9 1/16	-	803 059
315 622	Eye Ring & Bushing with Steel Sleeve	5/8 - 1 15/16	Stem	L=2 13/16	14 3/16	23 1/4	9 1/16	-	803 059
315 623	Eye Ring & Bushing with Steel Sleeve	3/4 - 2 1/4	Eye Ring & Bushing with Steel Sleeve	3/4 - 2 1/4	14 5/16	22 13/16	8 7/16	-	-
315 624	Eye Ring & Bushing with Steel Sleeve	3/4 - 2 1/4	Stem	L=3 3/16	15	21 7/8	6 7/8	-	803 063
315 625	Eye Ring & Bushing with Steel Sleeve	3/4 - 1 3/4	Eye Ring & Bushing with Steel Sleeve	3/4 - 1 3/4	15 1/4	24 5/16	9 1/16	-	-
315 654	Eye Ring & Bushing with Steel Sleeve	5/8 - 3 5/16	Eye Ring & Bushing	1 - 1 15/16	15 15/16	25 3/8	9 1/2	-	803 065
315 655	Eye Ring & Bushing with Steel Sleeve	5/8 - 3 5/16	Stem	L=3 3/16	12 3/8	19 1/8	6 11/16	-	803 063
315 656	Eye Ring & Bushing with Steel Sleeve	1/2 - 1 7/8	Eye Ring & Bushing with Steel Sleeve	1/2 - 2 11/16	8 7/16	10 1/2	2 1/16	-	-
315 657	Eye Ring & Bushing with Steel Sleeve	1/2 - 2 3/8	Eye Ring & Bushing with Steel Sleeve	1/2 - 2 3/8	8 7/16	10 1/2	2 1/16	-	-



## SPECIFICATION CHART

SACHS #	Upper Mounting Type	Upper Mounting (Diameter - Length) (Inches)	Lower Mounting Type	Lower Mounting (Diameter - Length) (Inches)	Compressed Length (Inches)	Extended Length (Inches)	Travel Length (Inches)	Mounting Hardware Upper	Mounting Hardware Lower
315 658	Eye Ring & Bushing with Steel Sleeve	1/2 - 1 7/8	Eye Ring & Bushing with Steel Sleeve	1/2 – 2 11/16	8 7/16	10 1/2	2 1/16	-	-
315 659	Eye Ring & Bushing with Steel Sleeve	1/2 - 2 3/8	Eye Ring & Bushing with Steel Sleeve	5/8 – 1 7/16	9 11/16	11 7/8	2 3/16	-	-
315 660	Eye Ring & Bushing with Steel Sleeve	1/2 - 2 3/8	Eye Ring & Bushing with Steel Sleeve	1/2 – 2 3/8	8 7/16	10 1/2	2 1/16	-	-
315 661	Eye Ring & Bushing with Steel Sleeve	3/4 - 1 15/16	Eye Ring & Bushing with Steel Sleeve	3/4 – 2 1/4	13 11/16	21 3/16	7 1/2	-	-
316 300	Eye Ring & Bushing	1 - 1 15/16	Eye Ring & Bushing	1 – 1 15/16	15 1/2	23 15/16	8 7/16	803 065	803 065
316 301	Stem	L=3 3/16	Eye Ring & Bushing	1 - 2 1/2	13 7/16	21 5/16	7 7/8	803 057	803 064
316 302	Eye Ring & Bushing with Steel Sleeve	5/8 - 1 15/16	Eye Ring & Bushing with Steel Sleeve	5/8 – 1 15/16	13 3/16	20 1/4	7 1/16	-	-
316 303	Stem	L=3 1/16	Stem	L=2 13/16	17 3/4	30 3/8	12 5/8	803 061	803 063
316 305	Eye Ring & Bushing with Steel Sleeve	3/4 - 1 3/4	Eye Ring & Bushing with Steel Sleeve	3/4 – 1 3/4	13	20 1/16	7 1/16	-	-
316 306	Stem	L=3 1/16	Eye Ring & Bushing with Steel Sleeve	3/4 – 2 1/4	14 1/8	22 5/8	8 7/16	803 061	-
316 307	Eye Ring & Bushing with Steel Sleeve	3/4 - 1 3/4	Eye Ring & Bushing with Steel Sleeve	3/4 – 1 3/4	16 1/4	26 7/16	10 1/4	-	-
316 308	Eye Ring & Bushing with Steel Sleeve	3/4 - 1 3/4	Eye Ring & Bushing with Steel Sleeve	3/4 – 1 3/4	15 3/8	24 13/16	9 7/16	-	-
316 309	Eye Ring & Bushing	1 - 1 15/16	Eye Ring & Bushing	1 – 1 15/16	17 11/16	28 3/4	11	803 065	803 065
316 310	Stem	L=3 1/16	Eye Ring & Bushing	1 – 1 15/16	15 11/16	24 3/8	8 11/16	803 061	803 065
316 311	Eye Ring & Bushing with Steel Sleeve	3/4 - 1 3/4	Eye Ring & Bushing with Steel Sleeve	3/4 – 1 3/4	15 3/4	25 3/16	9 7/16	-	-
316 312	Stem	L=3 1/16	Stem	L=3 3/16	15 7/16	25 7/8	10 7/16	803 059	803 063
316 313	Eye Ring & Bushing with Steel Sleeve	5/8 – 3 15/16	Eye Ring & Bushing with Steel Sleeve	5/8 – 2 5/8	15 9/16	24 5/8	9 1/16	-	-

## SPECIFICATION CHART

SACHS #	Upper Mounting Type	Upper Mounting (Diameter - Length) (Inches)	Lower Mounting Type	Lower Mounting (Diameter - Length) (Inches)	Compressed Length (Inches)	Extended Length (Inches)	Travel Length (Inches)	Mounting Hardware Upper	Mounting Hardware Lower
316 314	Eye Ring & Bushing with Steel Sleeve	3/4 - 1 3/4	Eye Ring & Bushing with Steel Sleeve	3/4 - 1 3/4	11	15 3/4	4 3/4	-	-
316 316	Eye Ring & Bushing with Steel Sleeve	5/8 - 3 5/16	Stem	L=3 3/16	11 3/4	17 11/16	5 7/8	-	803 062
316 318	Eye Ring & Bushing with Steel Sleeve	3/4 - 1 3/4	Eye Ring & Bushing with Steel Sleeve	3/4 - 1 3/4	10 5/8	14 15/16	4 5/16	-	-
316 319	Eye Ring & Bushing with Steel Sleeve	3/4 - 1 3/4	Eye Ring & Bushing with Steel Sleeve	3/4 - 1 3/4	12	17 15/16	5 7/8	-	-
316 320	Eye Ring & Bushing with Steel Sleeve	3/4 - 1 3/4	Eye Ring & Bushing with Steel Sleeve	3/4 - 1 3/4	14 3/4	23 5/8	8 7/8	-	-
316 321	Stem	L=3 1/16	Eye Ring & Bushing with Steel Sleeve	5/8 - 1 15/16	16 5/16	27 3/4	11 7/16	803 061	-
316 322	Eye Ring & Bushing	1 - 1 15/16	Eye Ring & Bushing	1 - 1 15/16	12 1/2	18 1/16	5 2/4	803 065	803 065
316 349	Stem	L=2 15/16	Stem	L=3 3/16	13	21 5/8	8 11/16	803 057	803 060
316 350	Stem	L=2 15/16	Stem	L=3 3/16	11 9/16	18 1/4	6 11/16	803 057	803 060
316 351	Eye Ring & Bushing with Steel Sleeve	5/8 - 1 13/16	Stem	L=3 3/16	13 7/8	21 15/16	8 1/16	-	803 060
316 470	Eye Ring & Bushing	1 - 1 15/16	Stem	L=3 1/8	14 7/16	22 11/16	8 1/4	803 065	803 060
316 471	Eye Ring & Bushing	1 - 1 15/16	Stem	L=3 1/8	14 15/16	24	9 1/16	803 065	803 060
316 472	Eye Ring & Bushing with Steel Sleeve	5/8 - 3 15/16	Eye Ring & Bushing with Steel Sleeve	5/8 - 2 5/8	17 11/16	28 1/8	10 7/16	-	-
316 473	Eye Ring & Bushing with Steel Sleeve	5/8 - 1 15/16	Eye Ring & Bushing with Steel Sleeve	3/4 - 1 3/4	13 3/4	21 5/8	7 7/8	-	-
316 474	Eye Ring & Bushing with Steel Sleeve	3/4 - 2 1/4	Eye Ring & Bushing with Steel Sleeve	3/4 - 2 1/4	14 1/2	22 13/16	8 1/4	-	-
316 475	Eye Ring & Bushing with Steel Sleeve	3/4 - 2 1/4	Stem	L=2 15/16	13 3/8	21 5/8	8 1/4	-	803 063

## SPECIFICATION CHART

SACHS #	Upper Mounting Type	Upper Mounting (Diameter - Length) (Inches)	Lower Mounting Type	Lower Mounting (Diameter - Length) (Inches)	Compressed Length (Inches)	Extended Length (Inches)	Travel Length (Inches)	Mounting Hardware Upper	Mounting Hardware Lower
316 476	Eye Ring & Bushing with Steel Sleeve	3/4 - 2 1/4	Eye Ring & Bushing with Steel Sleeve	3/4 - 2 1/4	14 5/16	22 13/16	8 7/16	-	-
316 477	Eye Ring & Bushing with Steel Sleeve	3/4 - 3 13/16	Eye Ring & Bushing with Steel Sleeve	3/4 - 3 3/16	14 1/2	22 3/4	8 1/4	-	-
316 478	Eye Ring & Bushing with Steel Sleeve	3/4 - 3 13/16	Eye Ring & Bushing with Steel Sleeve	3/4 - 3 3/16	12 13/16	19 11/16	6 7/8	-	-
316 479	Eye Ring & Bushing with Steel Sleeve	3/4 - 2 3/4	Eye Ring & Bushing with Steel Sleeve	3/4 - 2 1/16	16 9/16	27 3/16	10 5/8	-	-
316 480	Eye Ring & Bushing	1 - 1 15/16	Eye Ring & Bushing	1 - 1 15/16	16 11/16	27 1/8	10 7/16	803 065	803 065
316 481	Eye Ring & Bushing with Steel Sleeve	3/4 - 1 3/4	Eye Ring & Bushing with Steel Sleeve	3/4 - 1 3/4	13 1/2	20 9/16	7 1/16	-	-
316 482	Eye Ring & Bushing with Steel Sleeve	1/2 - 1 3/4	Eye Ring & Bushing with Steel Sleeve	3/4 - 1 3/4	14 15/16	24 3/16	9 1/4	-	-
316 483	Stem	L=3 1/16	Eye Ring & Bushing with Steel Sleeve	3/4 - 1 3/4	13 7/8	22 1/2	8 11/16	803 061	-
316 484	Eye Ring & Bushing with Steel Sleeve	3/4 - 2 1/4	Eye Ring & Bushing with Steel Sleeve	3/4 - 2 1/4	11	15 3/8	4 5/16	-	-
316 485	Eye Ring & Bushing with Steel Sleeve	13/16 - 1 15/16	Eye Ring & Bushing with Steel Sleeve	13/16 - 1 15/16	13 11/16	21 3/16	7 1/2	-	-
316 486	Eye Ring & Bushing with Steel Sleeve	3/4 - 1 3/4	Eye Ring & Bushing with Steel Sleeve	3/4 - 1 3/4	13 3/4	21 1/4	7 1/2	-	-
316 487	Eye Ring & Bushing	1 - 1 15/16	Eye Ring & Bushing	1 - 1 15/16	15 1/2	23 15/16	8 7/16	803 065	803 065
316 488	Eye Ring & Bushing with Steel Sleeve	3/4 - 1 3/4	Eye Ring & Bushing with Steel Sleeve	3/4 - 1 3/4	14 3/16	22 1/4	8 1/16	-	-
316 490	Eye Ring & Bushing with Steel Sleeve	3/4 - 1 3/4	Eye Ring & Bushing with Steel Sleeve	3/4 - 1 3/4	14 7/16	22 7/8	8 7/16	-	-

## SPECIFICATION CHART

SACHS #	Upper Mounting Type	Upper Mounting (Diameter - Length) (Inches)	Lower Mounting Type	Lower Mounting (Diameter - Length) (Inches)	Compressed Length (Inches)	Extended Length (Inches)	Travel Length (Inches)	Mounting Hardware Upper	Mounting Hardware Lower
316 491	Eye Ring & Bushing with Steel Sleeve	3/4 - 1 3/4	Eye Ring & Bushing with Steel Sleeve	3/4 - 1 3/4	17 5/8	28 7/8	11 1/4	-	-
316 492	Eye Ring & Bushing with Steel Sleeve	5/8 - 3 15/16	Eye Ring & Bushing with Steel Sleeve	5/8 - 2 5/8	14 3/16	22 1/16	7 7/8	-	-
316 493	Eye Ring & Bushing with Steel Sleeve	3/4 - 1 3/4	Eye Ring & Bushing with Steel Sleeve	3/4 - 1 3/4	15 11/16	25 3/16	9 7/16	-	-
316 494	Eye Ring & Bushing with Steel Sleeve	1/2 - 2 3/8	Eye Ring & Bushing with Steel Sleeve	5/8 - 1 7/16	10 6/16	12 4/8	2 1/16	-	-
316 495	Eye Ring & Bushing with Steel Sleeve	3/4 - 2 1/4	Eye Ring & Bushing with Steel Sleeve	3/4 - 2 1/4	15 3/8	22 5/8	7 5/16	-	-
316 548	Eye Ring & Bushing with Steel Sleeve	3/4 - 1 3/4	Eye Ring & Bushing with Steel Sleeve	13/16 - 4 1/16	13 3/4	21 1/4	7 1/2	-	-
316 814	Eye Ring & Bushing with Steel Sleeve	5/8 - 1 3/4	Stem	L=3 1/8	15 3/16	24 1/4	9 1/16	-	803 060
316 815	Eye Ring & Bushing with Steel Sleeve	3/4 - 1 3/4	Eye Ring & Bushing with Steel Sleeve	3/4 - 1 3/4	15 3/8	24 7/16	9 1/16	-	-
316 816	Eye Ring & Bushing with Steel Sleeve	3/4 - 1 3/4	Eye Ring & Bushing with Steel Sleeve	3/4 - 1 3/4	13 3/8	21 1/16	7 11/16	-	-
316 817	Eye Ring & Bushing with Steel Sleeve	5/8 - 2	Eye Ring & Bushing with Steel Sleeve	3/4 - 1 3/4	13 3/8	20 11/16	7 5/16	-	-
316 818	Eye Ring & Bushing with Steel Sleeve	3/4 - 1 3/4	Eye Ring & Bushing with Steel Sleeve	3/4 - 1 3/4	16 14/16	27 1/2	10 5/8	-	-
316 819	Eye Ring & Bushing with Steel Sleeve	3/4 - 1 3/4	Eye Ring & Bushing with Steel Sleeve	3/4 - 1 3/4	15 3/4	25 3/16	9 7/16	-	-
316 820	Eye Ring & Bushing with Steel Sleeve	3/4 - 1 3/4	Eye Ring & Bushing with Steel Sleeve	3/4 - 1 3/4	13 3/8	21 1/4	7 7/8	-	-
316 821	Eye Ring & Bushing with Steel Sleeve	3/4 - 1 3/4	Stem	L=3	15 15/16	26 3/16	10 1/4	-	803 063

## SPECIFICATION CHART

SACHS #	Upper Mounting Type	Upper Mounting (Diameter - Length) (Inches)	Lower Mounting Type	Lower Mounting (Diameter - Length) (Inches)	Compressed Length (Inches)	Extended Length (Inches)	Travel Length (Inches)	Mounting Hardware Upper	Mounting Hardware Lower
316 822	Eye Ring & Bushing with Steel Sleeve	13/16 – 1 3/4	Eye Ring & Bushing with Steel Sleeve	13/16 – 1 3/4	18 5/16	30 1/8	11 13/16	-	-
316 823	Eye Ring & Bushing with Steel Sleeve	3/4 - 1 3/4	Eye Ring & Bushing with Steel Sleeve	5/8 – 3 9/16	15 3/16	24 1/2	9 1/16	-	-
316 824	Stem	L=3 1/8	Stem	L=2 15/16	15 7/16	26 1/16	10 5/8	803 061	803 062
316 825	Eye Ring & Bushing with Steel Sleeve	7/16 – 1 3/8	Eye Ring & Bushing with Steel Sleeve	7/16 – 1 3/8	7 3/8	9 3/8	2	-	-
316 826	Eye Ring & Bushing with Steel Sleeve	7/16 – 1 3/8	Eye Ring & Bushing with Steel Sleeve	7/16 – 1 3/8	8 5/8	11 5/8	3	-	-
316 827	Eye Ring & Bushing with Steel Sleeve	7/16 – 1 3/8	Eye Ring & Bushing with Steel Sleeve	7/16 – 1 3/8	8 5/8	11 5/8	3	-	-
316 828	-	-	-	-	-	-	-	-	-
316 829	-	-	-	-	-	-	-	-	-
316 830	Eye Ring & Bushing with Steel Sleeve	3/4 - 1 3/4	Eye Ring & Bushing with Steel Sleeve	3/4 – 1 3/4	12 3/8	19 1/8	6 11/16	-	-
316 831	Eye Ring & Bushing with Steel Sleeve	3/4 - 1 3/4	Eye Ring & Bushing with Steel Sleeve	3/4 – 1 3/4	16 15/16	27 9/16	10 5/8	-	-
316 832	Eye Ring & Bushing with Steel Sleeve	3/4 - 2 3/4	Stem	L=3 1/8	13 13/16	22 5/16	8 7/16	-	803 062
316 833	Eye Ring & Bushing with Steel Sleeve	3/4 - 2 3/4	Stem	L=3 1/8	13 3/8	21 1/16	7 11/16	-	803 062
316 834	Eye Ring & Bushing with Steel Sleeve	3/4 - 1 3/4	Eye Ring & Bushing with Steel Sleeve	3/4 – 1 3/4	14 3/8	22 13/16	8 7/16	-	-
316 835	Eye Ring & Bushing with Steel Sleeve	3/4 - 1 3/4	Stem	L=3 1/8	14 11/16	23 1/8	8 7/16	-	803 062
316 836	Eye Ring & Bushing with Steel Sleeve	3/4 - 1 3/4	Eye Ring & Bushing with Steel Sleeve	3/4 – 1 3/4	16 1/8	26 9/16	10 7/16	-	-
316 837	Eye Ring & Bushing with Steel Sleeve	3/4 - 1 3/4	Eye Ring & Bushing with Steel Sleeve	3/4 – 1 3/4	16 1/8	26 9/16	10 7/16	-	-

## SPECIFICATION CHART

SACHS #	Upper Mounting Type	Upper Mounting (Diameter - Length) (Inches)	Lower Mounting Type	Lower Mounting (Diameter - Length) (Inches)	Compressed Length (Inches)	Extended Length (Inches)	Travel Length (Inches)	Mounting Hardware Upper	Mounting Hardware Lower
316 838	Eye Ring & Bushing with Steel Sleeve	3/4 - 1 3/4	Eye Ring & Bushing with Steel Sleeve	3/4 - 1 3/4	17 5/16	28 3/4	11 7/16	-	-
316 839	Eye Ring & Bushing	1 - 1 15/16	Eye Ring & Bushing	1 - 1 15/16	16 3/4	26 3/4	10 1/16	803 065	803 065
316 840	Eye Ring & Bushing with Steel Sleeve	3/4 - 1 3/4	Eye Ring & Bushing with Steel Sleeve	3/4 - 1 3/4	15 3/8	24 7/16	9 1/16	-	-
316 841	Eye Ring & Bushing	1 - 1 15/16	Eye Ring & Bushing	1 - 1 15/16	15 1/2	24 1/2	9 1/2	803 065	803 065
317 529	Eye Ring & Bushing with Steel Sleeve	3/4 - 2 3/4	Stem	L=3 1/4	12 3/4	20 3/4	8 1/16	-	-
317 530	Eye Ring & Bushing with Steel Sleeve	3/4 - 1 3/4	Eye Ring & Bushing with Steel Sleeve	3/4 - 1 3/4	14 1/8	22 7/16	8 3/8	-	-
317 531	Eye Ring & Bushing with Steel Sleeve	3/8 - 2 7/16	Eye Ring & Bushing with Steel Sleeve	3/8 - 2 5/16	8 7/16	10	2 3/8	-	-
317 532	Eye Ring & Bushing with Steel Sleeve	7/16 - 1 3/8	Eye Ring & Bushing with Steel Sleeve	7/16 - 1 3/8	7 3/8	9 7/16	2	-	-
317 533	Eye Ring & Bushing with Steel Sleeve	3/4 - 1 3/4	Eye Ring & Bushing with Steel Sleeve	3/4 - 1 3/4	9 1/2	13 1/4	3 3/4	-	-
317 534	Eye Ring & Bushing with Steel Sleeve	5/8 - 3 1/4	Eye Ring & Bushing with Steel Sleeve	5/8 - 1 3/4	13	20 9/16	7 9/16	-	-
317 535	Eye Ring & Bushing with Steel Sleeve	5/8 - 1 3/4	Eye Ring & Bushing with Steel Sleeve	5/8 - 1 3/4	10 1/8	13	4	-	-
317 536	Eye Ring & Bushing with Steel Sleeve	3/4 - 1 3/4	Eye Ring & Bushing with Steel Sleeve	3/4 - 1 3/4	11 11/16	17 1/2	5 3/4	-	-
317 772	Eye Ring & Bushing with Steel Sleeve	3/8 - 2 5/8	Eye Ring & Bushing with Steel Sleeve	3/8 - 1 15/16	7 15/16	10 3/8	2 7/16	-	-
317 773	Eye Ring & Bushing with Steel Sleeve	5/8 - 2	Eye Ring & Bushing with Steel Sleeve	5/8 - 2	17 15/16	26 1/2	8 1/2	-	-

## SPECIFICATION CHART

SACHS #	Upper Mounting Type	Upper Mounting (Diameter - Length) (Inches)	Lower Mounting Type	Lower Mounting (Diameter - Length) (Inches)	Compressed Length (Inches)	Extended Length (Inches)	Travel Length (Inches)	Mounting Hardware Upper	Mounting Hardware Lower
317 774	Eye Ring & Bushing with Steel Sleeve	3/4 - 1 3/4	Eye Ring & Bushing with Steel Sleeve	3/4 - 1 3/4	15 3/4	25 1/4	9 1/2	-	-
317 776	Eye Ring & Bushing with Steel Sleeve	3/4 - 1 3/4	Eye Ring & Bushing with Steel Sleeve	3/4 - 1 3/4	17 5/8	29 5/8	12	-	-
317 777	Eye Ring & Bushing with Steel Sleeve	5/8 - 2	Eye Ring & Bushing with Steel Sleeve	5/8 - 2	15 9/16	22 9/16	6 15/16	-	-
317 778	Eye Ring & Bushing with Steel Sleeve	1/2 - 1 7/8	Stem	L=2 3/8	8 9/16	11 1/2	3 13/16	-	-
317 779	Eye Ring & Bushing with Steel Sleeve	3/4 - 1 3/4	Eye Ring & Bushing with Steel Sleeve	3/4 - 1 3/4	10	14 7/16	4 7/16	-	-
317 780	Eye Ring & Bushing with Steel Sleeve	5/8 - 1 3/4	Eye Ring & Bushing with Steel Sleeve	5/8 - 1 3/4	7 5/8	9 5/8	2 1/2	-	-
317 781	Eye Ring & Bushing with Steel Sleeve	5/8 - 3	Eye Ring & Bushing with Steel Sleeve	5/8 - 1 3/4	9 5/16	12 15/16	4 1/8	-	-
317 782	Eye Ring & Bushing with Steel Sleeve	3/4 - 1 3/4	Eye Ring & Bushing with Steel Sleeve	3/4 - 1 3/4	13 5/8	21 5/8	8	-	-
317 783	EYERING & BUSHING	3/4 - 1 3/4	EYERING & BUSHING	3/4 - 1 3/4	17 3/16	28 3/4	11 1/2	-	-
410 026	Eye Ring & Bushing with Steel Sleeve	3/4 - 2 1/4	Eye Ring & Bushing with Steel Sleeve	3/4 - 2 1/4	14 5/16	22 13/16	8 7/16	-	-
410 032	Eye Ring & Bushing	1 - 1 15/16	Eye Ring & Bushing	1 - 1 15/16	16 9/16	26 5/8	10 1/16	803 065	803 065
410 040	Eye Ring & Bushing with Steel Sleeve	3/4 - 1 3/4	Eye Ring & Bushing with Steel Sleeve	3/4 - 1 3/4	15 1/4	24 5/16	9	-	-
410 043	Eye Ring & Bushing with Steel Sleeve	5/8 - 2	Eye Ring & Bushing with Steel Sleeve	5/8 - 2	13	20 1/4	7 5/16	-	-
410 044	Eye Ring & Bushing with Steel Sleeve	5/8 - 3 3/4	Eye Ring & Bushing with Steel Sleeve	3/4 - 1 3/4	16	25 5/8	9 5/8	-	-

## SPECIFICATION CHART

SACHS #	Upper Mounting Type	Upper Mounting (Diameter - Length) (Inches)	Lower Mounting Type	Lower Mounting (Diameter - Length) (Inches)	Compressed Length (Inches)	Extended Length (Inches)	Travel Length (Inches)	Mounting Hardware Upper	Mounting Hardware Lower
410 056	Eye Ring & Bushing with Steel Sleeve	3/4 - 1 3/4	Eye Ring & Bushing with Steel Sleeve	3/4 - 1 3/4	11 3/4	17 3/8	5 5/8	-	-
410 057	Eye Ring & Bushing with Steel Sleeve	3/4 - 1 3/4	Eye Ring & Bushing with Steel Sleeve	3/4 - 1 3/4	18 1/16	30	11 15/16	-	-
510 017	Eye Ring & Bushing with Steel Sleeve	3/4 - 1 3/4	Eye Ring & Bushing with Steel Sleeve	3/4 - 1 3/4	11 15/16	17 3/8	5 1/2	-	-
317 955	Eye Ring & Bushing with Steel Sleeve	3/4 - 1 3/4	Eye Ring & Bushing with Steel Sleeve	3/4 - 1 3/4	14 1/8	22 7/16	8 3/8	-	-
317 928	Eye Ring & Bushing with Steel Sleeve	3/4 - 1 3/4	Eye Ring & Bushing with Steel Sleeve	3/4 - 1 3/4	14 1/8	22 7/16	8 3/8	-	-
317 942	Eye Ring & Bushing with Steel Sleeve	3/4 - 1 3/4	Eye Ring & Bushing with Steel Sleeve	3/4 - 1 3/4	14 3/16	22 9/16	8 3/8	-	-
317 960	EYERING & BUSHING	3/4 - 1 3/4	EYERING & BUSHING	3/4 - 1 3/4	14 3/8	23 1/4	8 15/16	-	-
317 940	EYERING & BUSHING	1 - 1 15/16	EYERING & BUSHING	1 - 1 15/16	15 1/2	24 5/8	9 3/16	-	-
317 965	Eye Ring & Bushing with Steel Sleeve	5/8 - 2	Eye Ring & Bushing with Steel Sleeve	5/8 - 2	13 3/16	20 1/4	7 1/16	-	-
317 964	Eye Ring & Bushing with Steel Sleeve	3/4 - 1 3/4	Eye Ring & Bushing with Steel Sleeve	3/4 - 1 3/4	13 1/2	20 3/4	7 1/4	-	-
317 953	EYERING & BUSHING	1 - 1 15/16	EYERING & BUSHING	1 - 1 15/16	19	31 15/16	12 7/8	-	-
317 954	Eye Ring & Bushing with Steel Sleeve	3/4 - 1 3/4	Eye Ring & Bushing with Steel Sleeve	3/4 - 1 3/4	10 1/4	14 3/8	4 1/8	-	-
317 936	Eye Ring & Bushing with Steel Sleeve	3/4 - 1 3/4	Eye Ring & Bushing with Steel Sleeve	3/4 - 1 3/4	15	23 3/4	8 3/4	-	-
317 943	Eye Ring & Bushing with Steel Sleeve	3/4 - 1 3/4	Eye Ring & Bushing with Steel Sleeve	3/4 - 1 3/4	18 11/16	31 3/16	12 1/2	-	-



## SPECIFICATION CHART

SACHS #	Upper Mounting Type	Upper Mounting (Diameter - Length) (Inches)	Lower Mounting Type	Lower Mounting (Diameter - Length) (Inches)	Compressed Length (Inches)	Extended Length (Inches)	Travel Length (Inches)	Mounting Hardware Upper	Mounting Hardware Lower
317 935	Eye Ring & Bushing with Steel Sleeve	5/8 - 2 5/8	Stem	L=3 1/2	14 1/2	23 15/16	9 7/16	-	-
317 961	Eye Ring & Bushing with Steel Sleeve	3/4 - 1 3/4	Eye Ring & Bushing with Steel Sleeve	3/4 - 1 3/4	12 11/16	19 1/2	6 3/4	-	-
317 944	Eye Ring & Bushing with Steel Sleeve	7/8 - 2 1/4	Eye Ring & Bushing with Steel Sleeve	7/8 - 2 1/4	11 3/16	15 1/2	4 5/16	-	-
317 956	Eye Ring & Bushing with Steel Sleeve	7/16 - 2 1/2	Eye Ring & Bushing with Steel Sleeve	7/16 - 2 1/2	6 3/8	7 7/8	1 1/2	-	-
317 933	Stem	L=3 1/4	Stem	L=3 1/4	11 7/8	19 5/8	7 3/4	-	-
317 938	EYERING & BUSHING	3/4 - 1 3/4	EYERING & BUSHING	3/4 - 1 3/4	13 3/8	21 5/8	8 1/8	-	-
317 934	Eye Ring & Bushing with Steel Sleeve	3/4 - 1 3/4	Eye Ring & Bushing with Steel Sleeve	3/4 - 1 3/4	16 3/8	26 5/8	10 1/4	-	-
317 945	Stem	L=2 3/8	EYERING & BUSHING	3/4 - 1 3/4	13 7/8	23 5/16	9 7/16	-	-
317 932	Eye Ring & Bushing with Steel Sleeve	5/8 - 2	Eye Ring & Bushing with Steel Sleeve	5/8 - 2	15 1/8	24 5/8	9 1/2	-	-
317 966	EYERING & BUSHING	11/16 - 1 3/4	EYERING & BUSHING	11/16 - 1 3/4	13 1/8	20 7/8	7 3/4	-	-
317 958	EYERING & BUSHING	3/4 - 1 3/4	EYERING & BUSHING	3/4 - 1 3/4	15 3/8	25 1/8	9 3/4	-	-
317 939	EYERING & BUSHING	3/4 - 1 3/4	EYERING & BUSHING	3/4 - 1 3/4	18 1/8	30 5/8	12 1/2	-	-
317 959	Stem	L=2 3/8	Stem	L=2 3/8	12 13/16	22	9 3/16	-	-
317 957	EYERING & BUSHING	1 - 1 15/16	EYERING & BUSHING	1 - 1 15/16	15 1/8	24 1/8	9	-	-
317 941	EYERING & BUSHING	1 - 1 15/16	EYERING & BUSHING	1 - 1 15/16	14 11/16	22 3/4	8 1/16	-	-
317 962	Stem	L=3 1/4	EYERING & BUSHING	1 - 1 15/16	15 1/8	23 7/16	8 5/16	-	-
317 929	Eye Ring & Bushing with Steel Sleeve	1/2 - 1 3/8	Stem	L=2 3/8	8 3/16	9 7/16	2 1/4	-	-

## SPECIFICATION CHART

SACHS #	Upper Mounting Type	Upper Mounting (Diameter - Length) (Inches)	Lower Mounting Type	Lower Mounting (Diameter - Length) (Inches)	Compressed Length (Inches)	Extended Length (Inches)	Travel Length (Inches)	Mounting Hardware Upper	Mounting Hardware Lower
317 930	Eye Ring & Bushing with Steel Sleeve	3/4 – 3 13/16	Eye Ring & Bushing with Steel Sleeve	3/4 – 3 13/16	6 1/2	8	1 1/2	-	-
317 931	Eye Ring & Bushing with Steel Sleeve	7/16 – 2 1/2	Eye Ring & Bushing with Steel Sleeve	7/16 – 2 1/2	6 1/2	8	1 1/2	-	-
317 937	Eye Ring & Bushing with Steel Sleeve	13/16 – 1 3/4	Eye Ring & Bushing with Steel Sleeve	13/16 – 1 3/4	17 13/16	30	12 3/16	-	-
317 963	EYERING & BUSHING	1 – 1 15/16	Stem	L=3 1/4	15 1/8	24 11/16	9 9/16	-	-

# Notes

---



# Notes

---