



**ART & CRAFT
PRODUCTS**

www.essdee.co.uk

2019 / 2020

Relief Printing with




Creating a print is unique amongst artistic media and allows many possibilities for experimentation and expression. Over hundreds of years artists have used a wide range of techniques and materials to produce a wealth of art and illustration which could be easily replicated and shared revolutionising mass communication.

Linoleum was invented in the nineteenth century as a floor covering and for relief printing it offered a cheaper and easier surface to carve than wood or metal. Lino also avoided the surface grains and patterns that make wood more difficult to carve. The Linocut grew in popularity and respect when artists such as Henri Matisse and Pablo Picasso started using Linoleum in the early 1900s.

Today block printing has evolved into an ever-more accessible and enjoyable activity, with Linoleum becoming softer and easier to

carve, and Lino alternatives like SoftCut™ providing an even easier material to use. Essdee's block printing products offer a solution which accommodates both the serious artist and beginner and with which satisfying results can be achieved quite quickly. Our full range of carving tools, materials and accessories, including innovative safety equipment like the safety lino cutter and safety hand guard enables block printing for younger users and beginners alike.

Essdee's vision is to encourage the next generation of artists and printmakers, and we try to inspire people to try block printing for the first time with our range of comprehensive kits. Essdee's tools, accessories and inks are manufactured in The UK and our carving materials are all manufactured in either The UK or The Netherlands. We are proud to offer great quality products, which are easy to use and accessible to all.



Art Print Linoleum

Essdee Lino is made especially soft for block printing and is ideal for the student and master alike. Linoleum is the definitive carving material and made using natural ingredients such as linseed oil and wood flour.

This biodegradable Lino can be used with water and oil-based inks and prints well onto a wide range of paper, board and fabric. Ideal for use in a printing press and also available mounted onto 18mm fibreboard blocks to ensure a perfectly flat, stable and robust base for your carving masterpieces.



Available in packs of 10 with instruction leaflet

3.2mm thick sizes	Standard packs of 10 or single loose pieces	Lino Retail Hanging Packs (2 pieces)	Lino Mounted onto 18mm Fibreboard Blocks (quantity)
75x75mm	3.2/L1-10	3.2/ML1-2*	3.2/ML1 (10 pack)
101x152mm	3.2/L2-10	3.2/L2-2	3.2/ML2 (10 pack)
152x203mm	3.2/L3-10	3.2/L3-3	3.2/ML3 (10 pack)
203x305mm	3.2/L4-10	3.2/L4-2	3.2/ML4 (10 pack)
305x406mm	3.2/L5-10	3.2/L5-2	3.2/ML5 (5 pack)
305x305mm	3.2/L6-10		3.2/ML6 (5 pack)
450x450mm	3.2/L7 (single only)		
915x915mm	3.2/L8 (single only)		
915x1830mm	3.2/L9 (roll only)		
915x5000mm	3.2/L10 (roll only)		
A6 (105x148mm)	3.2/LA6-10		
A5 (148x210mm)	3.2/LA5-10		
A4 (210x297mm)	3.2/LA4-10		
A3 (297x420mm)	3.2/LA3-10		
A2 (420x594mm)	3.2/LA2-10		

*Mounted Lino only

SoftCut™



3.0/SC2-2



Available in packs of 10 with instruction leaflet

SoftCut™ is manufactured by Esdee to be a great alternative to Lino. It is formulated to be extremely easy to carve, extending the block printing experience to a wider range of potential users including younger and less experienced artists.

SoftCut™ can be drawn upon directly with a soft pencil due to its creamy white surface, holds a fine line and gives a consistent, sharp print. With a little care SoftCut™ can also be used in a printing press.

Size	Retail Hanging Pack (2 Pieces)	Packs of 10 Sheets
75x75mm	3.0/SC1-2	3.0/SC1
100x100mm		3.0/SC1-B
100x150mm	3.0/SC2-2	3.0/SC2
150x200mm	3.0/SC3-2	3.0/SC3
200x300mm	3.0/SC4-2	3.0/SC4
300x420mm	3.0/SC5-2	3.0/SC5

MasterCut™

Carve your own printing stamps and experiment with artisan printmaking techniques with this amazingly easy to carve eraser-like material.

MasterCut™ is 4mm thick and extremely easy to handle and carve making it great for stamping with an ink pad or printing with block printing ink.



4.0/MC2



Size	Retail Hanging Pack (2 Pieces)
100x100mm	4.0/MC1
100x150mm	4.0/MC2
150x200mm	4.0/MC3
200x300mm	4.0/MC4

PrintFoam

Deal as a fun and safe introduction to block printing for younger users.

10mm thick PrintFoam is easily indented with pointed or even relatively blunt objects allowing children to safely enjoy the block printing experience. PrintFoam is easy to use, gives a crisp print and is easily washed and re-coloured to make more prints. PrintFoam can be cut into different sizes, shapes and stamps with a craft knife and can also be used for model making.



PrintFoam is fully washable so can be re-coloured to make more prints.



10/PFA4-5

How to make a print with PrintFoam



Size	Packs of 5 Sheets	Packs of 10 Sheets
A5 (148x210mm)	10/PFA5-5	10/PFA5-10
A4 (210x297mm)	10/PFA4-5	10/PFA4-10


Safety Hand Guard

This Safety Hand Guard is an essential safety measure in classroom environments.

The natural instinct is to drive a cutting gouge towards the restraining hand holding the work piece, so we have created a guard that covers the smallest to the more dexterous larger hand, in one item.

The guard is held either at the corner of the relief block or on top of the carving material close to the area to be cut. Any slippage is caught in the upright walls of the guard protecting the user from harm.

An ergonomic, left or right handed, one piece moulding at a price that makes its inclusion in your tool box and school room a must. Use it and you will wonder why this simple item is only available today and not a long time ago.



SG1

Product	Code
Safety Hand Guard	SG1
Bench Hook 300 x 200mm*	BH1
Bench Hook 300 x 400mm*	BH2

*Denotes working area

Bench Hooks



BH1



BH2

Keep your work steady with these sturdy Bench Hooks. Simply place on the edge of your desk or work surface for tidy, safe working.

Adjustable for left or right hand use by simply removing the rails and re-fitting using the pre-drilled holes.



Brayers



Brayers

Essee Ink Rollers

The Essee Ink Roller is a strong, sturdy and versatile hard-rubber ink roller ideal for printmaking. Features a perfect machine-ground 70 shore EPDM rubber roller, with an aluminium core, self-lubricating nylon bearings, a continuous steel shaft and rigid steel brackets making this a tough and dependable tool. The unbreakable polypropylene handle features a useful hanging slot and doubles as a stand when turned over for clean working when printing. Can be used with both water and oil-based inks and is strong enough to be used for industrial purposes like the application of window films and vehicle graphics.

Professional Rollers

This heavyweight professional roller helps artists achieve perfect printing results time after time. Featuring a medium-hard (60 shore) machine-ground EPDM rubber roller with a large (122mm / 4.5") circumference this roller holds a greater quantity of ink and offers an enhanced pickup and transfer. The greater ink coverage is especially useful on larger printing blocks and allows smooth, consistent and accurate printing.

Soft Rubber Rollers

The Essee Soft Rubber Roller is designed to be more compliant than a hard rubber roller. It is more forgiving on uneven surfaces and gives excellent ink coverage with little effort. Featuring a soft 40 shore EPDM rubber roller which offers an excellent pickup and transfer of ink. This roller is a favourite with both beginners and experienced users.

Essee Ink Rollers



Professional Rollers



Soft Rollers



Fabric Rollers

Block print onto textiles and fabric with this specially-designed roller. This absorbent fabric roller is designed to pickup and transfer thinner water-based inks, like screen printing ink or fabric paint, which would be too slippery for a normal roller, and transfer it to a Lino block for printing. A great tool which opens-up new possibilities when block printing onto fabric.

Sponge Rollers

An interchangeable sponge roller ideal for applying inks or paint to stencils, or other three-dimensional surfaces. Great for the application of glues and adhesives to boards and papers. The sponge roller is washable and interchangeable with replacement rollers easily fitted by removing the rubber washers from the ends of the shaft.

Aluminium Craft Rollers

A hard, polished aluminium roller designed for rolling out a variety of hobby and craft materials. Ideal for rolling out silicone rubber, air hardening clays and plasticine. A strong and reliable roller designed for high levels of applied pressure.

- Double handles on 250mm and 300mm Standard, Professional and Soft Rollers.

Fabric Rollers



Sponge Rollers



Aluminium Craft Rollers



Essee Double-Handle Rollers	Essee Ink Roller	Professional Ink Roller	Soft Rubber Roller
250mm (Double Handle)	R7	DR7	R7S
300mm (Double Handle)	R8	DR8	R8S



5 Replacement Sponge Rollers | RSR95

Roller Width	Essee Ink Roller	Essee Professional Ink Roller	Essee Soft Rubber Ink Roller	Essee Aluminium Craft Roller	Essee Fabric Roller	Essee Sponge Roller
50mm	R1B	DR1B	R1S	R1A	R1F	
65mm	R2B	DR2B	R2S	R2A	R2F	
75mm	R3B	DR3B	R3S	R3A	R3F	
100mm	R4B	DR4B	R4S	R4A	R4F	
150mm	R5B	DR5B	R5S	R5A	R5F	
200mm	R6B	DR6B	R6S			SR95 (95mm w)

Lino Cutters



Essdee Lino Cutters are manufactured from high-carbon steel in eleven different styles. These sharp, durable Lino Cutters are precision ground to an optimum angle to provide effortless lino cutting.

Individual Lino Cutters available in packs of 5 or 12 and Assorted Lino Cutters available in packs of 10 or 25 cutters. Lino Handles available as a box of 12.



Lino Cutters

1 For fine lines and cross hatching. Never push any cutter deeper than the sides of the point. A line of 0.5mm or less is possible on SoftCut™ material and a little wider in Lino. Take care when inking over fine lines as they can fill in.

2 A universal and easy to use tool with a low angle of attack. Commonly used as a basic first-time tool to cut lines up to 1.5mm or less.

3 A tight, round cutter able to cut a 2mm deep-sided line. Good for straight lines. Great in SoftCut™ but cut too deep in lino and the upright walls of the cut can leave little support and weaken the top surface. With practice, as with No. 3, it's useful for cutting small circles by using a swivel motion.

4 A wide, rounded "v" cutter for lines 3mm wide with 45° walls for a strong print surface, particularly important for fragile detail and fine lines in large open spaces.

5 A thin line-marking tool for making the first lines to define the design before using other cutters to remove the unwanted background. It can be pushed or dragged across the surface and turned very easily to describe curves and wavy lines. Cut deep into the lino or SoftCut™ to define the limit of material removal particularly useful with SoftCut™ as the material can cling at the end of a cut.

6 A flat radius cutter for shallow, wide cuts or for shaving at a side wall to reduce the printed area, leaving a strong shallow angle. Swivelling vertically will cut up to 4mm circles on SoftCut™.

7 A flat-bottomed wide cutter with safety edges each side. Use the blunt sides to prevent shaving the edge of a previously cut area. Will remove a 3mm-wide flat trough or clear large areas. L8 A wide, deep cutter for lines up to 6mm wide. Avoid cutting too deep. Good for bold lines.

9 A deep "v" cutter for narrow lines. Glides through lino. Avoid cutting too deep. Good also on tougher materials.

10 Similar to 9 but with a wider "v" and a more rounded base to produce lines up to 3.5mm wide. Good also on tougher materials.

A Safety Cutter Precision ground safety lino cutters with a recessed cutting edge. Ideal for younger or less experienced users.

These easy-to-use cutters have especially designed "wings" to protect your hand and allow safe cutting. The wings also prevent the cutter from carving too deeply resulting in a consistent, clean cut line every time.



Lino Cutter Style	Box of 5	Box of 10	Box of 12	Box of 25
Style 1	L5/1		L12/1	
Style 2	L5/2		L12/2	
Style 3	L5/3		L12/3	
Style 4	L5/4		L12/4	
Style 5	L5/5		L12/5	
Style 6	L5/6		L12/6	
Style 7	L5/7		L12/7	
Style 8	L5/8		L12/8	
Style 9	L5/9		L12/9	
Style 10	L5/10		L12/10	
Style A (Safety Cutter)	L5/A		L12/A	
Assorted Styles 1-5		LA10/5		LA25/5
Assorted Styles 1-10		LA10/10		LA25/10
Lino Handles			LH12	

STYLE 1



STYLE 2



STYLE 3



STYLE 4



STYLE 5



STYLE 6



STYLE 7



STYLE 8



STYLE 9



STYLE 10



SAFETY CUTTER A



Lino Cutter Sets & Kits

Lino Cutter Sets & Kits



Essdee Lino cutter sets contain either 5 or 10 precision ground lino cutters manufactured from high-carbon steel and a strong polypropylene handle with aluminium ferrule, which allows the easy fitting and tightening of the cutters. A simple, but great quality Lino Cutter set.

The innovative 3 in 1 Lino Cutter and Baren Kits are truly versatile sets which include the usual lino cutters and handle but can be converted into a Baren which is used as a hand-press to transfer the ink from your printing block to your paper without the need for a printing press. The Baren base doubles up as a storage unit to keep your cutters safe after use. Ingenious!

Lino Cutter Set	Lino Cutters and Handle Set	3 in 1 Lino Cutters and Baren Kit
5 Lino Cutters Styles 1-5	L5S	L5B
10 Lino Cutters Styles 1-10	L10S	L10B

Block Printing Kit For Kids

Have fun and learn about block printing without the need for sharp tools with the Essdee block printing kit for kids.

Includes 6 sheets of PrintFoam to get stuck into and create colourful artwork including posters, montages, greeting cards, gifts, decorations, scrapbooks and more. Water-based block printing ink, washable tray and roller are all included with instructions.

- 6 sheets Essdee PrintFoam:
 - A5 Size x 2 sheets
 - A6 Size x 4 sheets
- 1 x 45mm Ink Roller
- 100ml Premium Quality Block Printing Ink (Red)
- 1 x Ink Tray
- Pencil for drawing and engraving
- Instructions and Ideas Sheet

Other Inks available separately



Essdee Linocut Taster Kit

Discover if you love Printmaking tool! This Linocut Taster Kit enables budding artists to create two beautiful Linocuts without committing to expensive tools and equipment. The instructions will help and guide you through the process from carving to printing. Satisfy your creative urge and join the wonderful world of printmaking!

- 2 SoftCut™ Blocks 150x100mm
- 100ml tube premium block printing ink
- 45mm Ink Roller
- Lino Handle and 2 Lino Cutters (No 1 and No2)

Essdee Block Printing Essentials Kit

Everything you need to begin your first steps into relief printing. The Essdee block printing essentials kit contains a selection of good quality tools and equipment which provide you with all the essentials you need for block printing.

- 100ml Premium Quality Block Printing Ink
- 65mm Essdee Ink Roller
- 3 Lino Cutters and Handle (No1, No2 and Safety Cutter)
- Baren Base and Cap to Convert your handle to a Baren
- 2 SoftCut™ Carving Blocks 100x100mm

Essdee Lino Cutting and Printing Kit

This comprehensive 23-piece kit includes a wide selection of tools and materials for Lino cutting and printing.

You can experiment with artisan printmaking techniques and compare traditional Lino and SoftCut™ materials whilst using a varied selection of 6 Lino cutters, including our safety cutter which, when combined with the safety hand guard, is ideal for beginners.

You can hand-print your designs with the 3 in 1 Baren tool and even convert this to a stamping tool and carve the included self-adhesive printing stamps. The premium block printing ink and ink tray allow you to make many prints whilst keeping your work space clean. This educational and fun kit is ideal for making unique greeting cards, gifts, posters or even great works of art!

- 6 Lino Cutters and Handle (No 1 to 5 and Safety Cutter)
- 2 Linoleum Blocks (178 x 127mm)
- 2 SoftCut™ Blocks (150 x 100mm)
- 1 Practice block
- 100mm wide Essdee Ink Roller
- Ink Tray (240x200mm)
- Safety Hand Guard
- Baren Cap and Base
- Premium Block Printing Ink (100ml)
- 2 Printing Stamps
- Comprehensive Instructions

Block Printing Kit	Code
Essdee Linocut Taster Kit	L2LTK
Essdee Block Printing Essentials Kit	L3BPEK/BLUE
Essdee Block Printing Essentials Kit	L3BPEK/BLACK
Essdee Block Printing Essentials Kit	L3BPEK/RED
Essdee Lino Cutting and Printing Kit (23pcs)	L5PKR
Essdee Block Printing Kit for Kids	P6K4K

L3BPEK/BLUE Comes with blue ink and red roller
 L3BPEK/BLACK Comes with black ink and purple roller
 L3BPEK/RED Comes with red ink and black roller



Stamp Carving Kits

Carve your own MasterCut™ printing stamps using Lino cutting tools and techniques for a unique result. Simply pop one of the printing stamps into the disc holder and use the lino cutters to carve your design.

Once finished, assemble the Baren stamping tool and apply the self-adhesive stamp to the base. Ink can be applied with a roller or by using a traditional ink pad. The base of the Baren also doubles as a storage unit for the cutters keeping them safe after use.

A pack of 10 printing stamps -MCD1 is available separately for use with the Lino Cutter and Stamp Carving Kits.



Carve your own MasterCut™ Printing Stamps by combining these 45mm self-adhesive MasterCut™ discs with any of our Lino Cutter & Baren kits or our Stamp Carving Kits.

Stamp Carving Kits	Code
3 in 1 Lino Cutters and Stamp Carving Kit 5 Lino Cutters 2 Stamps	L5B2D
3 in 1 Lino Cutters and Stamp Carving Kit 10 Lino Cutters 5 stamps	L10B5D
MasterCut™ Printing Stamps (Pack of 10)	MCD1
MasterCut™ Stamp Carving Kit	L2SBIP
Essdee Carve A Stamp Kit	L2SCK



Stamp Carving Kits

Essdee MasterCut™ Stamp Carving Kit

Carve, Ink and Print your own stamps with this all in one stamp carving kit.

This fun kit comes with a selection of five self-adhesive MasterCut™ printing stamps which can be stamped with the Baren stamping tool, and a piece of our 4mm MasterCut™ stamp carving material which can be used to carve larger stamps, just like carving a big eraser. Simply ink up your creations with the ink pad and get stamping! Includes Lino cutters No.1 and No.2 and instructions.

Packs of 10 self-adhesive printing stamps are also available separately.



Essdee Carve A Stamp Kit

All you need to carve and print your own stamps presented in a beautiful Kraft-lined box.

Carve five MasterCut™ stamps pre-mounted onto wooden blocks, making them easy to carve and ready to apply ink directly with the ink pad. Simple to use and great fun, ideal for personalising letters, postcards, gift tags, greeting cards and scrapbooks.

Contents:

- 1x ink pad
- 2 x carving tools*
*(1x V shape fine tool and 1x V shape wider tool)
- 1x handle with aluminium collar
- 5 blank stamps
- 1x Stamp design ideas leaflet
- 1x Instructions



Block Printing Inks • 300ml



LPI/07 Purple

LPI/01 Sky Blue

LPI/03 Crimson

LPI/06 Green

LPI/10 Burnt Sienna

LPI/05 Yellow

LPI/02 Red

LPI/16 Yellow Ochre

LPI/09 Turquoise

LPI/04 Blue

LPI/19 Viridian

LPI/12 White

LPI/08 Orange

LPI/18 Vermillion

LPI/11 Black

FPI/06 Orange

LPI/17 Prussian Blue

FPI/05 Pink

FPI/04 Yellow

FPI/03 Green

FPI/02 Blue

FPI/01 Red

PPI/05 Pink

PPI/01 Red

PPI/04 Yellow

PPI/03 Green

PPI/02 Blue

LPI/13 Bronze

PPI/06 Violet

LPI/14 Silver

LPI/15 Gold

Essdee water-based block printing inks are specially formulated to give a smooth flow resulting in excellent coverage and printing properties.

This non-permanent ink is available in a wide variety of colours and is designed to give maximum working time whilst still maintaining excellent transfer properties.

Works well on all grades of paper leaving a smooth finish. Perfect for all kinds of block printing, available in 300ml tubes with flow control cap.

Standard Colours LPI

LPI/01	Sky Blue
LPI/02	Brilliant Red
LPI/03	Crimson
LPI/04	Brilliant Blue
LPI/05	Brilliant Yellow
LPI/06	Brilliant Green
LPI/07	Purple
LPI/08	Orange
LPI/09	Turquoise
LPI/10	Burnt Sienna
LPI/11	Black
LPI/12	White
LPI/16	Yellow Ochre
LPI/17	Prussian Blue
LPI/18	Vermillion
LPI/19	Viridian
LPI/20	Leaf Green
LPI/21	Lemon Yellow

Fluorescent FPI

FPI/01	Red
FPI/02	Pink
FPI/03	Green
FPI/04	Blue
FPI/05	Yellow
FPI/06	Orange

Pearlescent PPI

PPI/01	Red
PPI/02	Pink
PPI/03	Green
PPI/04	Blue
PPI/05	Yellow
PPI/06	Violet

Metallic (LPI)

LPI/13	Bronze
LPI/14	Silver
LPI/15	Gold

Premium Quality Block Printing Inks • 100ml

Essdee premium block printing ink is a high quality water-based ink made with specialist ingredients for smooth, vibrant prints.

This non-permanent ink has enhanced tack and excellent transfer properties, with a perfectly balanced working and drying time making it easy to use and easy to clean up.

Designed for use with Essdee Linoleum, SoftCut™, MasterCut™ and Printfoam but can also be used with many other printmaking materials and techniques.

Essdee premium block printing ink prints well onto all grades of paper and card, and can be intermixed to create a full pallet of colours, tints, tones, and shades.

Available in handy 100ml tubes with multi-lingual retail packaging.

100ml Premium Ink Tubes	
Code	Colour
LPI/02R100	Red
LPI/04R100	Blue
LPI/05R100	Yellow
LPI/06R100	Green
LPI/11R100	Black
LPI/12R100	White
LPI/A5R	5 Tubes

INK TRAY	
ITI Ink Tray	240 x 200 x 16mm

The Essdee Ink Tray is designed for rolling out block printing inks, but is also ideal for paint, PVA glue and other water-based materials.

A flat surface and angled walls also make this useful for other types of crafts, like holding beads, buttons and jewellery.

Made from rigid polypropylene complete with euro-hanger slot.

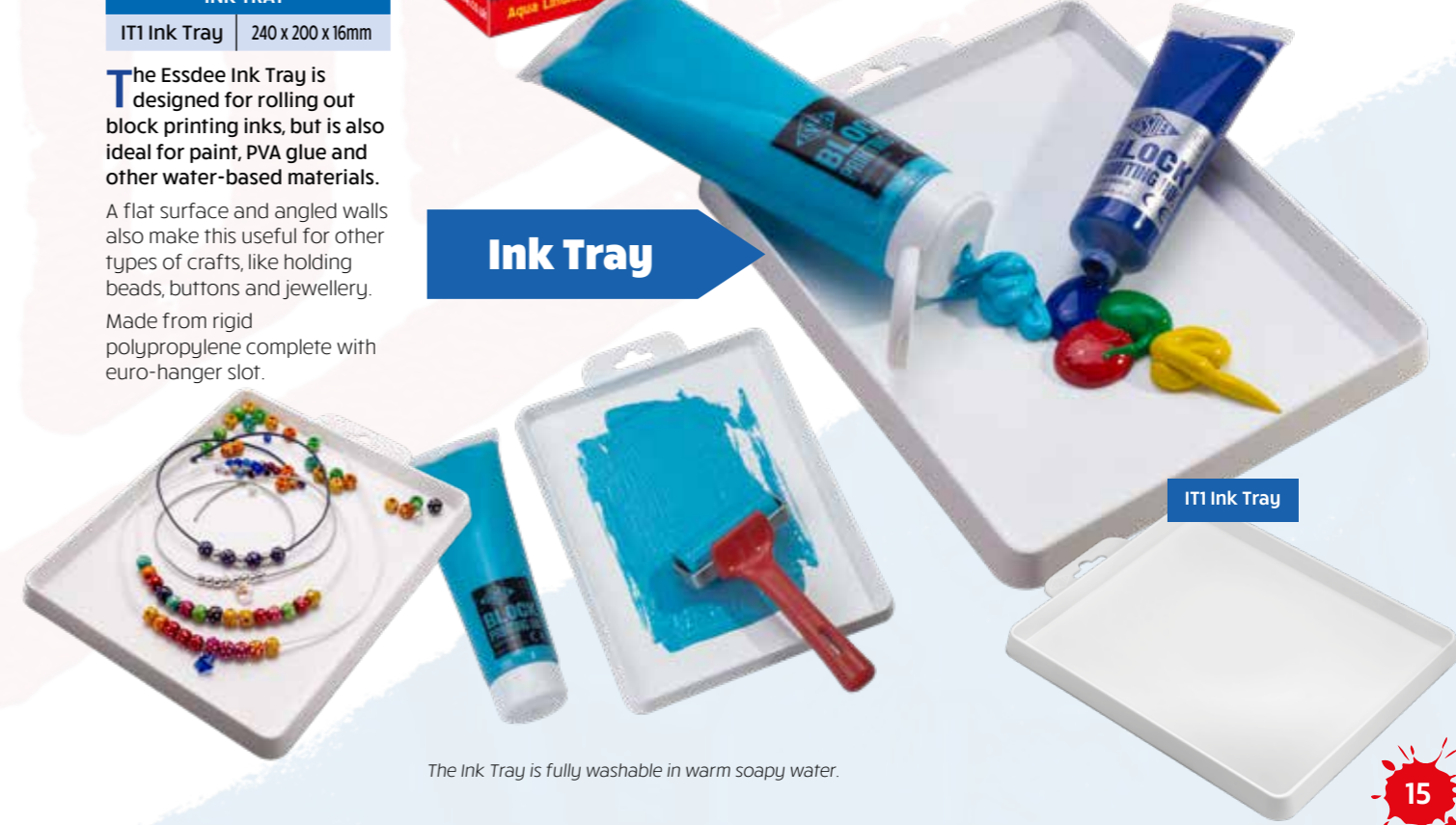


Primary Colours Block Printing Ink Pack of 5

Retail pack of 5 x 100ml tubes of premium quality block printing ink in the essential primary colours.


These inks can be intermixed to create a full palette of colours, tints, tones, and shades. The perfect pack to get started in block printing, in multi-lingual retail packaging.

Ink Tray



The Ink Tray is fully washable in warm soapy water.

ESDDEE Fine Quality Scraperboard



Plain boards available in packs of 2, 5 and 10

Hanging packs of 2 plain boards



BLACK SCRAPERBOARD			
SIZES AVAILABLE	Pack of 10 sheets	Pack of 5 sheets	Hanging Pack of 2 sheets
152 x 101mm	CSBB1	CSBB1-5	
229 x 152mm	CSBB2	CSBB2-5	CSBB2-2
305 x 229mm	CSBB3	CSBB3-5	CSBB3-2
502 x 305mm	CSBB4	CSBB4-5	
610 x 502mm	CSBB5	CSBB5-5	

Figure 1 Examples of shading effects.



Essdee Fine Quality Scraperboard is heavily coated with china clay, giving a smooth surface which is then over-printed with black ink. A sharp scraper tool engraves a line through the surface ink to expose the white beneath. It offers an artistic medium which is clear and precise.

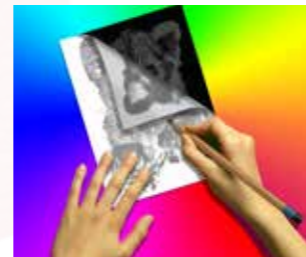
Used by illustrators and professional artists around the world, its super-smooth surface lets you to work in extremely fine detail. It can also be used extensively as an ideal airbrush medium.

Engraving is as easy as drawing with a pencil, and with much the same action. The board provides extreme contrast with dense black and pure white. Scraperboard can be subsequently coloured and reworked to provide many interesting possibilities.

Commercial artists value it for the sparkle it can give to the most mundane subjects, it guarantees perfect reproduction on the poorest of papers.

Using Fine Quality Scraperboard

Finalise a design on a sketchpad before any engraving is started. Then fix the Scraperboard to a rigid surface.



Transfer your design

Make a basic copy in pencil of your design on a piece of tracing paper. Cover the reverse of the tracing with chalk. Fix the tracing to the board and use a ball-point pen to transfer the design onto the Scraperboard, figure 1.

Use a clean piece of paper between the hand and the Scraperboard as you work.

Half-Tone Effects

Figure 1 shows a few of the effects it is possible to obtain with Scraperboard. All these were done free-hand, though a steel or plastic ruler can be used.

White Scraperboard

Working with White Fine Quality Scraperboard

White Scraperboard is also available upon which the user applies ink to selected areas. This eliminates excessive removal of large black areas. The working process is identical to that for black Scraperboard.

Use good quality waterproof ink and a sable brush to 'block-in' the main areas of the design and leave to dry naturally.

The use of a clean piece of paper under the hand to prevent accidental marking is even more important when using white Scraperboard.

It is possible using white Scraperboard to carefully build up an illustration with semi-transparent inks and then add detailed engraving.

White Scraperboard is the best medium for airbrushing and is perfect for creating dramatic illustrative effects.

Adding colour to Scraperboard

Select your subject carefully

The engraved white lines must all be emphasised in a positive way if you intend adding colour to your design. Large areas of white will give a brilliant effect when finally coloured, so it is important to leave plenty of black around these areas.

Use diluted inks in successive coats rather than one application direct and undiluted from the bottle.

Mixing colours layer upon layer can take place on your design. It is important to keep the Scraperboard as dry as possible. Do not allow the board to become saturated with water.



1 Draw in the basic line work using a pen or fine sable brush and black ink.




2 Block in the known area of heavy tone paying particular attention to places in shadow.




3 Using various scraper tools work the dark with white line detail to add light to the composition.



4 Leave the strongest contrasts in the foreground and make softer tones in the distance to attain atmosphere and depth in the picture.



Plain boards available in packs of 5 and 10




Airbrush illustration on white scraperboard


WHITE SCRAPERBOARD

SIZES AVAILABLE	Pack of 10 sheets	Pack of 5 sheets
152 x 101mm	CSBW1	CSBW1-5
229 x 152mm	CSBW2	CSBW2-5
305 x 229mm	CSBW3	CSBW3-5
502 x 305mm	CSBW4	CSBW4-5
610 x 502mm	CSBW5	CSBW5-5


Scraperboard Foil




SILVER FOIL




COPPER FOIL



GOLD FOIL



RAINBOW FOIL



HOLOGRAPHIC FOIL

Create dazzling effects in 'silver' and 'copper'. Simply scrape off the black coating to reveal cool, shimmering 'silver' or beautiful warm tones of 'copper'.

SILVERFOIL
Plain packs of 10

SFB1	152 x 101
SFB2	229 x 152
SFB3	305 x 229
SFB4	457 x 305
SFB5	508 x 457

COPPERFOIL
Plain packs of 10

CFB1	152 x 101
CFB2	229 x 152
CFB3	305 x 229
CFB4	457 x 305

Engrave the dense, black surface of Goldfoil to reveal the shimmering gold-effect underneath. Add a touch of class to your engravings with this effective golden glow.

GOLDFOIL
Packs of 10

GFB1	152 x 101
GFB2	229 x 152
GFB3	305 x 229

Discover the rainbow when you engrave the black surface of this Rainbow Foil. Reveal a whole spectrum of colours to truly bring your design or picture to life.

RAINBOW FOIL
Packs of 10

RFB1	152 x 101
RFB2	229 x 152
RFB3	305 x 229

Make your engravings dazzle with this stunning Holographic effect. Watch as the myriad of colours constantly change when the picture is viewed from different angles.

HOLOGRAPHIC FOIL
Packs of 10

HFB1	152 x 101
HFB2	229 x 152
HFB3	305 x 229

(All sizes in millimetres)

Scraper Tools

High carbon steel cutters, hardened and tempered to maximum limits for long life

Jig-ground to provide the optimum scraping edge. Five styles can be purchased in individual boxes of 12 cutters or as an assorted set.



- No.1 Cutter produces medium to fine lines.
- No.2 Cutter produces medium to broad lines.
- No.3 Cutter is useful for producing small dots and circles when spun vertically between the fingers to lightly drill the surface.
- No.4 Cutter for clearing large areas and broad single shapes.
- No.5, 4 Point Cutter for parallel lines and cross-hatch techniques

Scrapercutters, Sets and Holders

Style 1	S12/1	Box of 12
Style 2	S12/2	Box of 12
Style 3	S12/3	Box of 12
Style 4	S12/4	Box of 12
Style 5	S12/5	Box of 12
5 Assorted Scrapercutters	S12/A	Box of 12
Scrapercutter and Handle Set	S4	Box of 5
Scraper Handles	SH12	Box of 12

4 Line Scrapercutter

Create fascinating shapes and patterns with this ingenious scraper tool.

4 razor sharp, precision points are perfectly aligned allowing you to engrave parallel lines.



Examples of 4 Point Scraper effects.

Scraper Set

Complete scraper cutter and handle set containing 5 cutters in styles 1 to 5 and 5 handles.



Scraper Handles

For holding the five styles of scraper cutters and also many of the pen nibs on the market





Design and Photography: www.stevejolliffe.co.uk



Educational Art and Craft Supplies Ltd.
Frederick Road, Hoo Farm Industrial Estate, Kidderminster, DY11 7RA

Telephone: +44 (0) 1562 60787

Fax: +44 (0) 1562 748192

info@essdee.co.uk

www.essdee.co.uk



Made in the UK



Watch our product videos
on our YouTube channel