

2019-2020 Season

CATCO IS
KIDS!

PLAYGUIDE

PRESENTING SPONSOR:
The Hazen
Family

December 6-22
Van Fleet
Theatre
CPAC

BOOK, MUSIC AND LYRICS BY:
James W. Rodgers

INSPIRED BY A.A. MILNE'S:
Winnie-the-Pooh



The Story

A very special Friend-and-Relation, Christopher Robin tells the story of a Christmas Eve very long ago (about last year) when Eeyore, everyone's favorite old gray donkey, was absolutely miserable because he had lost his tail. Of course, A.A. Milne's classic characters Pooh and Piglet set out to find the tail and meet other classic residents of the 100 Acre Wood along the way! Fun, excitement, and delightful songs illustrate themes of caring, sharing, and the importance of cultivating friendships.

About the Playwright: James W. Rodgers

James W. Rodgers is a playwright, director, and actor who has written many scripts for both stage and screen. *It's a Wonderful Life-the Musical*, *A Winnie-the-Pooh Christmas Tail*, and the play version of *It's a Wonderful Life* are just a few of his most popular stage shows. Rodgers has directed more than 100 productions at all different levels: professional, community, and educational. He is also the co-author of the *Play Director's Survival Kit*. The other co-author is his wife, Wanda.



About the Author: A.A. Milne

Alan Alexander Milne was born in London, England in January of 1882. He attended college at the University of Cambridge's Trinity College, where he studied mathematics. While attending university, he edited and wrote for the school's student magazine *Granta*. He realized that writing was his true passion, and upon his graduation in 1903, he moved to London and began writing for the literary magazine *Punch* in 1906. He served in World War I in 1915 and even wrote some stories and plays before the war ended. After the war, he achieved success as a playwright. However, his best remembered stories are his children's books. He wrote two collections of poems for his son called *When We Were Young* and *Now We Are Six*. Milne is most well-known for his two books full of stories of Winnie-the-Pooh and Christopher Robin, *Winnie-the-Pooh* and *The House at Pooh Corner*. The stories of Winnie-the-Pooh were based on real people and toys. Check out the Fun Facts section for more information!

CATCO IS GRATEFUL

SEASON SPONSOR



PRESENTING SPONSOR



SEASON SUPPORT



Greater Columbus Arts Council

THE COLUMBUS FOUNDATION



SEASON PARTNER



MEDIA SPONSOR



BEFORE THE SHOW

Curriculum Connections



You can use this Playguide and your visit to CATCO is Kids to help your students meet the curriculum standards required in schools by the Ohio Department of Education and the Common Core State Standards Initiative. Look throughout our Playguide for the icon and you will find academic standards that correspond with the different activities listed.

Curriculum
Connection

Activities

1. With a parent or guardian, visit the local library and find the film version *A Very Merry Pooh Year*, and watch it with a family member. Although this movie tells a different story than *A Winnie-the-Pooh Christmas Tail*, it has the same characters and is about them celebrating Christmas together. With guidance and support from an adult, create a list of the characters in the story, where it takes place, and what happens in the story. Using the list that you created, act out who the characters are, where the story takes place, and your favorite part of the story. Perform your ideas for family and friends. How do you think the two stories will be similar? How will they be different?



Curriculum
Connection

**CCSS.ELA
Literacy.RL.1.3**

Describe characters, settings, and major events in a story, using key details.




2. With a family member, read a story from either *Winnie-the-Pooh* or *The House at Pooh Corner*. You can find these books at your local library. Create a list of the characters and events from the story. Make sure the events are in the right order from beginning to the middle to the end. Pick your favorite event from the story and act that part out with a family member or peer. Remember that all the characters in *Winnie-the-Pooh* are toy animals (except for Christopher Robin), so they have to move like those animals. How should you move to pretend you are the character? What should you say? Act the scene out once using both movement and words. After, try acting out the scene again without using any words. Instead use only the sounds your character would make. What kind of animal are you? Try your best to convey feelings through your animal sounds. Share both versions of the scene with another family member or peer.

Curriculum
Connection

Drama/Theatre: Grade 2
Cognitive & Creative Processes:
Producing/Performing 1PR

Express a character's thoughts and feelings in writing.



3. After reading a story from *Winnie-the-Pooh* or *The House at Pooh Corner*, think about your favorite animal character from the story. Create a list of events from that character's point of view that matches the sequence of events from the story. Use this list to write a letter to Christopher Robin from your chosen character's point of view. How does this character see the other characters? How does this character feel about what happens in the story? After completing the letter, you may pick another character and repeat the process. How are your two letters different? How are they similar? Use your letters to create your own short scenes about each character and perform them for a family member or peer.

Curriculum
Connection

Drama/Theatre: Grade 3
Cognitive & Creative Processes:
Producing/Performing 5PR

Express a character's thoughts and feelings in writing.

CATCO IS GRATEFUL

SEASON
SPONSOR

Lbrands
FOUNDATION
VICTORIA'S SECRET / PINK / BATH & BODY WORKS

PRESENTING
SPONSOR



SEASON
SUPPORT



Greater Columbus
Arts Council

THE COLUMBUS FOUNDATION



SEASON
PARTNER



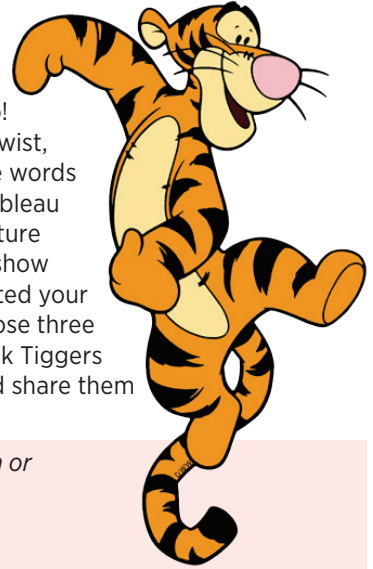
MEDIA
SPONSOR



AFTER THE SHOW

Activities

1. Now that you have seen *A Winnie-the-Pooh Christmas Tail* at CATCO is Kids. Think about Tigger's song. In his song, he lists all the things that Tiggers do! A few that Tigger mentions are spin, swirl, slip, slide, twist, twirl dip, dive, and bounce. Choose your three favorite words from that list and create a tableau of each action. A tableau is a frozen picture created by actors, similar to the picture in a picture book. When you freeze, you must clearly show what is happening in each action. After you have created your tableaux, work with a family member or friend to choose three other words that are not in the list above that you think Tiggers do. Create a tableau for each of these new actions and share them with family and friends.



Curriculum Connection

Drama/Theatre: Grade 1
Cognitive and Creative Learning Processes: Producing and Performing 6PR

Work cooperatively to present a tableau, improvisation or pantomime.



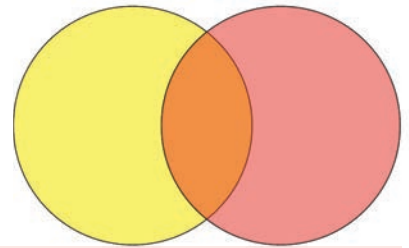
2. *A Winnie-the-Pooh Christmas Tail* at CATCO is Kids is a musical. The characters sing about what is happening to them and how it makes them feel. After seeing the CATCO is Kids performance, write a list of your favorite scenes in which the characters sang. What were they singing about? How did the characters feel? Did the music help you understand the characters' emotions? If so, how? Share your thoughts with a family member or peer!

Curriculum Connection

Music: Grade 2 Cognitive and Creative Learning Processes: Responding and Reflecting 3RE

Describe how music communicates feelings, moods, images and meaning.

3. After watching the CATCO is Kids production of *A Winnie-the-Pooh Christmas Tail*, write down all of the events that you remember from the story. Now, use this list to give you ideas to create your own Winnie-the-Pooh Christmas story. Feel free to change things that happen in your story. After creating your own story, act it out for the family members or peers that you saw the CATCO show with. Once you have acted your story out, create a Venn diagram that shows the similarities and differences between *A Winnie-the-Pooh Christmas Tail* at CATCO is Kids and your own version of the story. How were the stories different? How were they the same? Share your thoughts with a family member or friend.



Curriculum Connection

CCSS.ELA Literacy.RL.2.9

Compare and contrast two or more versions of the same story (e.g., Cinderella stories) by different authors or from different cultures.

CATCO IS GRATEFUL

SEASON SPONSOR



PRESENTING SPONSOR



SEASON SUPPORT



Greater Columbus Arts Council

THE COLUMBUS FOUNDATION



SEASON PARTNER



MEDIA SPONSOR



FUN FACTS

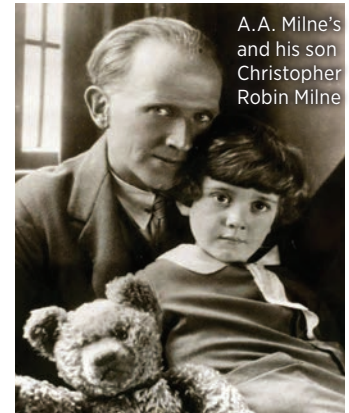
Fun Facts about *Winnie-the-Pooh* and A.A. Milne

A Winnie-the-Pooh Christmas Tail is all about friendship and what the holidays mean. Check out these Fun Facts below about the *Winnie-the-Pooh* stories and A.A. Milne.

- Christopher Robin was named after A.A. Milne's own son, Christopher Robin Milne.



- The animal characters in *Winnie-the-Pooh* were inspired by Christopher Robin Milne's real stuffed animal toys!
- Owl, Rabbit, and Gopher were not original *Winnie-the-Pooh* characters. They were added later.



A.A. Milne's and his son Christopher Robin Milne

- Christopher Robin Milne's real stuffed toys can be seen in the New York Public Library, except for Roo who was lost.
- The characters Kanga and Roo are named after two parts of the name for what kind of animal they are: Kangaroo.



Winnipeg

- Winnie was the name of Christopher Robin Milne's teddy bear, and the teddy bear was actually named after a real bear cub named Winnipeg. Winnipeg was the pet of a Canadian soldier who fought in World War I. After the war, Winnipeg became a resident of the London Zoological Gardens.
- The "Pooh" part of Winnie-the-Pooh's name actually came from another character Milne created. In his poem "The Mirror" there is a swan named Pooh.
- The Hundred Acre Wood and its different locations were inspired by The Ashdown Forest in Sussex, England, where Milne bought a house in 1925.
- The book *Winnie-the-Pooh* has been translated into more than 50 languages, including Afrikaans, Czech, Finnish, and Yiddish.



Ashdown Forest

- *Winnie-the-Pooh* was even translated into Latin, a language people do not speak to communicate anymore. The Latin version of the book sold 125,000 copies, making it the only Latin book in history to be on the New York Times Best Seller List.



Illustrated by E. H. Shepard

- The original drawings of Winnie-the-Pooh were created by illustrator E.H. Shepard, who based his drawings on his son's teddy bear. That means that the character Winnie-the-Pooh was inspired by three separate bears!
- Winnie-the-Pooh did not wear his famous red shirt until 1932 when an American producer named Stephen Slesinger was working on a Pooh cartoon.



Winnie-the-Pooh at Disney

- Disney purchased Winnie-the-Pooh in 1961 from A.A. Milne's wife, Daphne. To this day, Winnie-the-Pooh is one of Disney's most popular properties.

- Winnie-the-Pooh has his own star on the Hollywood Walk of Fame!



CATCO IS GRATEFUL

SEASON SPONSOR
Lbrands
FOUNDATION
VICTORIA'S SECRET / PINK / BATH & BODY WORKS

PRESENTING SPONSOR
COLUMBUS
FOUNDATION

SEASON SUPPORT
GCAC
Greater Columbus Arts Council

THE COLUMBUS FOUNDATION

OhioArts COUNCIL

Nationwide FOUNDATION

THE SHUBERT FOUNDATION INC.

SEASON PARTNER
COLUMBUS METROPOLITAN LIBRARY

MEDIA SPONSOR
WOSU public media

POOH'S CRAFT CORNER

Winnie-the-Pooh Ornament

The stories of Winnie-the-Pooh always remind us that friendship is one of the greatest things in life. With an adult's help, follow the steps below to create your own Winnie-the-Pooh hanging ornament. You can hang this ornament anywhere you want as a reminder of Pooh's adventures.



Supplies needed:

- A blank round ornament
- yellow craft foam
- red ribbon
- a paintbrush
- yellow craft paint
- a black paint pen
- scissors
- a hot glue gun
- small Santa hat (optional)

Directions:

1. Cut two ear shapes out of the yellow foam as pictured. See image 1.
2. With an adult's help, glue the ears onto the blank ornament.
3. Use the yellow craft paint to paint the ornament blank. If needed, you can paint the yellow foam ears too to make sure they match the face. Let the paint dry!
4. Using the black paint pen, draw a face on the ornament that looks like Pooh's. See image 2. Let the paint dry!
5. Take the red ribbon and use the scissors to cut a length of ribbon. Feed the ribbon through the hole in the top of the ornament and tie the two ends together.
6. (Optional) If you purchased small Santa hats, glue one onto the top of your ornament with an adult's help. These hats can be found on Amazon and at your local craft stores.
7. Hang up your ornament wherever you would like!



CATCO IS GRATEFUL

SEASON SPONSOR

Lbrands
FOUNDATION
VICTORIA'S SECRET / PINK / BATH & BODY WORKS

PRESENTING SPONSOR



SEASON SUPPORT



Greater Columbus Arts Council

THE COLUMBUS FOUNDATION



Ohio Arts COUNCIL

THE SHUBERT FOUNDATION INC.

SEASON PARTNER



MEDIA SPONSOR

WOSU public media