

# 2019 ALZHEIMER'S DISEASE FACTS AND FIGURES



Includes a Special  
Report on Alzheimer's  
Detection in the  
Primary Care Setting:  
Connecting Patients  
and Physicians

# About this report

*2019 Alzheimer's Disease Facts and Figures* is a statistical resource for U.S. data related to Alzheimer's disease, the most common cause of dementia. Background and context for interpretation of the data are contained in the overview. Additional sections address prevalence, mortality and morbidity, caregiving and use and costs of health care, long-term care and hospice. A Special Report discusses Alzheimer's detection in the primary care setting.

**Specific information in this year's  
*Alzheimer's Disease Facts and Figures* includes:**

- Brain changes that occur with Alzheimer's disease (page 5).
- Risk factors for Alzheimer's dementia (page 12).
- Number of Americans with Alzheimer's dementia nationally (page 17) and for each state (page 19).
- Lifetime risk for developing Alzheimer's dementia (page 19).
- Proportion of women and men with Alzheimer's and other dementias (page 19).
- Number of deaths due to Alzheimer's disease nationally (page 25) and for each state (page 27), and death rates by age (page 28).
- The impact of caregiving on caregivers (page 34).
- Number of family caregivers, hours of care provided, and economic value of unpaid care nationally (page 31) and for each state (pages 36-37).
- National cost of care for individuals with Alzheimer's or other dementias, including costs paid by Medicare and Medicaid and costs paid out of pocket (page 43).
- Medicare payments for people with dementia compared with people without dementia (page 45).
- Attitudes toward cognitive assessment among seniors and primary care physicians (page 64).
- Awareness and use of the Medicare Annual Wellness Visit among seniors and primary care physicians (page 65).

The Appendices detail sources and methods used to derive statistics in this report.

When possible, specific information about Alzheimer's is provided; in other cases, the reference may be a more general one of "Alzheimer's or other dementias."

# CONTENTS

---

<b>Overview</b>	
Brain Changes Associated with Alzheimer's Disease	5
Stages of Alzheimer's Disease	5
Diagnosis of Dementia Due to Alzheimer's Disease	8
Treatment of Alzheimer's Dementia	10
Living with Alzheimer's Dementia	11
Uncommon Genetic Factors Associated with Alzheimer's Disease	11
Risk Factors for Alzheimer's Dementia	12
Looking to the Future	15

---

<b>Prevalence</b>	
Prevalence of Alzheimer's and Other Dementias in the United States	17
Incidence of Alzheimer's Dementia	18
Lifetime Risk of Alzheimer's Dementia	19
Estimates of the Number of People with Alzheimer's Dementia by State	19
Differences Between Women and Men in the Prevalence and Risk of Alzheimer's and Other Dementias	19
Racial and Ethnic Differences in the Prevalence of Alzheimer's and Other Dementias	21
Trends in the Prevalence and Incidence of Alzheimer's Dementia Over Time	23

---

<b>Mortality and Morbidity</b>	
Deaths from Alzheimer's Disease	25
Public Health Impact of Deaths from Alzheimer's Disease	25
State-by-State Deaths from Alzheimer's Disease	25
Alzheimer's Disease Death Rates	26
Duration of Illness from Diagnosis to Death	26
Burden of Alzheimer's Disease	28

<b>Caregiving</b>	
Unpaid Caregivers	31
Who Are the Caregivers?	31
Caregiving and Women	31
Caregiving Tasks	32
Duration of Caregiving	33
Hours of Unpaid Care and Economic Value of Caregiving	33
Impact of Alzheimer's Caregiving	34
Interventions Designed to Assist Caregivers	39
Paid Caregivers	40
Direct-Care Workers for People with Alzheimer's or Other Dementias	40
Shortage of Geriatric Health Care Professionals in the United States	40
Enhancing Health Care for Family Caregivers	41
Trends in Dementia Caregiving	41
<b>Use and Costs of Health Care, Long-Term Care and Hospice</b>	
Total Cost of Health Care and Long-Term Care	43
Use and Costs of Health Care Services	44
Use and Costs of Long-Term Care Services	47
Use and Costs of Health Care and Long-Term Care Services by Race/Ethnicity	54
Avoidable Use of Health Care and Long-Term Care Services	55
Projections for the Future	56
<b>Special Report — Alzheimer's Detection in the Primary Care Setting: Connecting Patients and Physicians</b>	
Brief Cognitive Assessment in Primary Care	59
Medicare Annual Wellness Visit	59
The State of Brief Cognitive Assessment in Primary Care: Primary Care Physician and Consumer Surveys	60
Toward Better Cognitive Assessment: Challenges and Steps Forward	66
Conclusions	68
<b>Appendices</b>	
End Notes	69
References	72

## OVERVIEW

# 20

years or more before symptoms appear, the brain changes of Alzheimer's may begin.

Alzheimer's disease is a type of brain disease, just as coronary artery disease is a type of heart disease. It is also a degenerative disease, meaning that it becomes worse with time. Alzheimer's disease is thought to begin 20 years or more before symptoms arise,<sup>1-6</sup> with small changes in the brain that are unnoticeable to the person affected. Only after years of brain changes do individuals experience noticeable symptoms, such as memory loss and language problems. Symptoms occur because nerve cells (neurons) in parts of the brain involved in thinking, learning and memory (cognitive function) have been damaged or destroyed. Individuals typically live with Alzheimer's symptoms for years. Over time, symptoms tend to increase and start interfering with individuals' ability to perform everyday activities. At this point, the individual is said to have dementia due to Alzheimer's disease, or Alzheimer's dementia.

As the disease progresses, neurons in other parts of the brain are damaged or destroyed. Activities that used to be core to the individual's identity, such as planning family events or participating in sports, may no longer be possible. Eventually, neurons in parts of the brain that enable a person to carry out basic bodily functions, such as walking and swallowing, are affected. People in the final stages of Alzheimer's disease are bed-bound and require around-the-clock care. Alzheimer's disease is ultimately fatal.

## Brain Changes Associated with Alzheimer's Disease

A healthy adult brain has about 100 billion neurons, each with long, branching extensions. These extensions enable individual neurons to form connections with other neurons. At such connections, called synapses, information flows in tiny bursts of chemicals that are released by one neuron and detected by a receiving neuron. The brain contains about 100 trillion synapses. They allow signals to travel rapidly through the brain's neuronal circuits, creating the cellular basis of memories, thoughts, sensations, emotions, movements and skills.

The accumulation of the protein fragment beta-amyloid (called beta-amyloid plaques) *outside* neurons and the accumulation of an abnormal form of the protein tau (called tau tangles) *inside* neurons are two of several brain changes associated with Alzheimer's. Beta-amyloid plaques may contribute to cell death by interfering with neuron-to-neuron communication at synapses, while tau tangles block the transport of nutrients and other essential molecules inside neurons. As the amount of beta-amyloid increases, a tipping point is reached at which abnormal tau spreads throughout the brain.<sup>7</sup>

Other brain changes include inflammation and atrophy. The presence of toxic beta-amyloid and tau proteins activates immune system cells in the brain called microglia. Microglia try to clear the toxic proteins as well as widespread debris from dead and dying cells. Chronic inflammation is believed to set in when the microglia can't keep up with all that needs to be cleared. Atrophy, or shrinkage, of the brain occurs because of cell loss. Normal brain function is further compromised by the decreased ability of the brain to metabolize glucose, its main fuel.

A recent study<sup>5</sup> of people with rare genetic mutations that cause Alzheimer's found that levels of beta-amyloid in the brain were significantly increased starting 22 years before symptoms were expected to develop (individuals with these genetic mutations usually develop symptoms at the same, or nearly the same, age as their parent with Alzheimer's). Glucose metabolism began to decrease 18 years before expected symptom onset, and brain atrophy began 13 years before expected symptom onset.

When the early changes of Alzheimer's occur, the brain initially compensates for them, enabling individuals to continue to function normally. As the damage to nerve cells continues, the brain can no longer compensate for the changes, and individuals show subtle decline in cognitive function. As time passes, plaques and tangles appear not only in areas of the brain involved in cognitive function, but also in other areas of the brain.<sup>8</sup> Later, damage to nerve cells is so significant that individuals show obvious cognitive decline, including symptoms such as memory loss or confusion as to time or place, as well as behavioral symptoms such as depression, personality changes and loss of interest in activities they used to enjoy. Later still, basic bodily functions such as swallowing are impaired.

## Stages of Alzheimer's Disease

Current research identifies three stages of Alzheimer's disease: preclinical Alzheimer's disease, mild cognitive impairment (MCI) due to Alzheimer's disease, and dementia due to Alzheimer's disease.<sup>9-12</sup> In the last two stages, symptoms are present, but to varying degrees.

### Preclinical Alzheimer's Disease

In this stage, which is still under investigation, individuals have measurable changes in the brain, cerebrospinal fluid and blood that indicate the earliest signs of Alzheimer's disease (biomarkers), but they have not yet developed symptoms such as memory loss. While research settings have the tools and expertise to identify some of the early brain changes of Alzheimer's,

additional research is needed to fine-tune the tools' accuracy before they become available for widespread use in hospitals, doctor's offices and other clinical settings. It's important to note that not all individuals with an Alzheimer's biomarker go on to develop MCI or dementia,<sup>13-14</sup> although many do.

### **MCI Due to Alzheimer's Disease**

People with MCI due to Alzheimer's disease have biomarker evidence of an Alzheimer's-related brain change (for example, elevated levels of beta-amyloid) and show cognitive decline greater than expected for their age, but this decline does not significantly interfere with everyday activities.<sup>15</sup> In MCI, changes in thinking abilities may be noticeable to family members and friends, but may not be noticeable to others.

Approximately 15 percent to 20 percent of people age 65 or older have MCI<sup>15</sup> from any cause. People with MCI, especially MCI involving memory problems, are more likely to develop Alzheimer's or another dementia than people without MCI.<sup>16-17</sup> A recent analysis found that after 2 years' follow-up, 15 percent of individuals older than 65 with MCI had developed dementia.<sup>18</sup> A systematic review, in which data from multiple studies are pooled and summarized, found that 32 percent of individuals with MCI developed Alzheimer's dementia within 5 years' follow-up.<sup>19</sup> In addition, a meta-analysis, a method of analysis in which results of multiple studies are examined, found that among individuals with MCI who were tracked for 5 years or longer, 38 percent developed dementia.<sup>17</sup> Identifying which individuals with MCI are more likely to develop Alzheimer's or other dementias is a major goal of current research.

Not all cases of MCI are due to Alzheimer's. In some individuals, MCI reverts to normal cognition or remains stable. In other cases, such as when a medication inadvertently causes cognitive changes, MCI is mistakenly diagnosed. Individuals also can be mistakenly diagnosed with MCI or dementia due to Alzheimer's because the differences between typical age-related cognitive changes and the cognitive changes of Alzheimer's can be subtle in the early stages. (see Table 1). It is important that people experiencing cognitive changes seek medical help to determine if the changes are normal for one's age, reversible or a symptom of Alzheimer's or another dementia.

In recent years, researchers have begun to recognize the importance of older adults reporting their own experiences of memory and thinking problems, without (or before) a formal examination by a doctor. This personal experience of problems with cognitive function is called subjective cognitive decline. One reason

researchers are interested in subjective cognitive decline is that in some instances it may indicate an early stage of Alzheimer's disease. Many (but not all) people with subjective cognitive decline go on to develop MCI and dementia (see Prevalence section, page 16).

### **Dementia Due to Alzheimer's Disease**

Dementia due to Alzheimer's disease is characterized by noticeable memory, thinking and behavioral symptoms that impair a person's ability to function in daily life, along with evidence of an Alzheimer's-related brain change.

Individuals with Alzheimer's dementia experience multiple symptoms that change over a period of years. These symptoms reflect the degree of damage to nerve cells in different parts of the brain. The pace at which symptoms of dementia advance from mild to moderate to severe differs from person to person.

In the mild stage of Alzheimer's dementia, most people are able to function independently in many areas but are likely to require assistance with some activities to maximize independence and remain safe. They may still be able to drive, work and participate in favorite activities.

In the moderate stage of Alzheimer's dementia, which is often the longest stage, individuals may have difficulties communicating and performing routine tasks, including activities of daily living (such as bathing and dressing); become incontinent at times; and start having personality and behavioral changes, including suspiciousness and agitation. In the severe stage of Alzheimer's dementia, individuals need help with activities of daily living and are likely to require around-the-clock care.

The effects of Alzheimer's disease on an individual's physical health become especially apparent in the severe stage of Alzheimer's dementia. Because of damage to areas of the brain involved in movement, individuals become bed-bound. Being bed-bound makes them vulnerable to conditions including blood clots, skin infections and sepsis, which triggers body-wide inflammation that can result in organ failure. Damage to areas of the brain that control swallowing makes it difficult to eat and drink. This can result in individuals swallowing food into the trachea (windpipe) instead of the esophagus (food pipe). Food particles may be deposited in the lungs and cause lung infection. This type of infection is called aspiration pneumonia, and it is a contributing cause of death among many individuals with Alzheimer's (see Mortality and Morbidity section, page 24).



**TABLE 1****Signs of Alzheimer's or Other Dementias Compared with Typical Age-Related Changes\***

Signs of Alzheimer's or Other Dementias	Typical Age-Related Changes
<b>Memory loss that disrupts daily life:</b> One of the most common signs of Alzheimer's is memory loss, especially forgetting recently learned information. Others include forgetting important dates or events, asking for the same information over and over, and increasingly needing to rely on memory aids (for example, reminder notes or electronic devices) or family members for things that used to be handled on one's own.	Sometimes forgetting names or appointments, but remembering them later.
<b>Challenges in planning or solving problems:</b> Some people experience changes in their ability to develop and follow a plan or work with numbers. They may have trouble following a familiar recipe, keeping track of monthly bills or counting change. They may have difficulty concentrating and take much longer to do things than they did before.	Making occasional errors when balancing a checkbook.
<b>Difficulty completing familiar tasks at home, at work or at leisure:</b> People with Alzheimer's often find it hard to complete daily tasks. Sometimes, people have trouble driving to a familiar location, managing a budget at work or remembering the rules of a favorite game.	Occasionally needing help to use the settings on a microwave or record a television show.
<b>Confusion with time or place:</b> People with Alzheimer's can lose track of dates, seasons and the passage of time. They may have trouble understanding something if it is not happening immediately. Sometimes they forget where they are or how they got there.	Getting confused about the day of the week but figuring it out later.
<b>Trouble understanding visual images and spatial relationships:</b> For some people, having vision problems is a sign of Alzheimer's. They may have difficulty reading, judging distance and determining color or contrast, which may cause problems with driving.	Vision changes related to cataracts, glaucoma or age-related macular degeneration.
<b>New problems with words in speaking or writing:</b> People with Alzheimer's may have trouble following or joining a conversation. They may stop in the middle of a conversation and have no idea how to continue or they may repeat themselves. They may struggle with vocabulary, have problems finding the right word or call things by the wrong name (e.g., calling a watch a "hand clock").	Sometimes having trouble finding the right word.
<b>Misplacing things and losing the ability to retrace steps:</b> People with Alzheimer's may put things in unusual places, and lose things and be unable to go back over their steps to find them again. Sometimes, they accuse others of stealing. This may occur more frequently over time.	Misplacing things from time to time and retracing steps to find them.
<b>Decreased or poor judgment:</b> People with Alzheimer's may experience changes in judgment or decision-making. For example, they may use poor judgment when dealing with money, giving large amounts to telemarketers. They may pay less attention to grooming or keeping themselves clean.	Making a bad decision once in a while.
<b>Withdrawal from work or social activities:</b> People with Alzheimer's may start to remove themselves from hobbies, social activities, work projects or sports. They may have trouble keeping up with a favorite sports team or remembering how to complete a favorite hobby. They may also avoid being social because of the changes they have experienced.	Sometimes feeling weary of work, family and social obligations.
<b>Changes in mood and personality:</b> The mood and personalities of people with Alzheimer's can change. They can become confused, suspicious, depressed, fearful or anxious. They may be easily upset at home, at work, with friends or in places where they are out of their comfort zones.	Developing very specific ways of doing things and becoming irritable when a routine is disrupted.

\*For more information about the symptoms of Alzheimer's, visit [alz.org/10signs](http://alz.org/10signs).

## **Biomarkers: Tools for Diagnosis and Advancing Research**

A biomarker is a biological factor that can be measured to indicate the presence or absence of a disease, the risk of developing a disease or disease progression. For example, high blood glucose level is a biomarker of diabetes, and high blood pressure is a biomarker of heart disease risk. Among several factors being studied as biomarkers for Alzheimer's are the amounts of beta-amyloid and abnormal tau in the brain as shown on positron emission tomography (PET) imaging, levels of certain proteins in fluid (for example, levels of beta-amyloid and tau in cerebrospinal fluid and levels of particular groups of proteins in blood), and level of glucose metabolism in the brain as shown on PET imaging using the radiotracer fluorodeoxyglucose. Finding a simple and inexpensive test, such as a blood test, to diagnose Alzheimer's would be ideal for patients, physicians and scientists. Research is underway to develop such a test.

It's important to note that some individuals have dementia-like symptoms without the progressive brain changes of Alzheimer's or other degenerative brain diseases. Common causes of dementia-like symptoms are depression, untreated sleep apnea, delirium, side effects of medications, thyroid problems, certain vitamin deficiencies and excessive alcohol consumption. Unlike Alzheimer's and other dementias, these conditions often may be reversed with treatment.

## **Diagnosis of Dementia Due to Alzheimer's Disease**

There is no single test for dementia due to Alzheimer's disease. Instead, physicians (often with the help of specialists such as neurologists, neuropsychologists, geriatricians and geriatric psychiatrists) use a variety of approaches and tools to help make a diagnosis. They include the following:

- Obtaining a medical and family history from the individual, including psychiatric history and history of cognitive and behavioral changes.
- Asking a family member to provide input about changes in thinking skills and behavior.
- Conducting cognitive tests and physical and neurologic examinations.
- Having the individual undergo blood tests and brain imaging to rule out other potential causes of dementia symptoms, such as a tumor or certain vitamin deficiencies.
- In some circumstances, using brain imaging tools to find out if the individual has high levels of beta-amyloid, a hallmark of Alzheimer's; normal levels would suggest Alzheimer's is not the cause of dementia.

Although physicians can almost always determine if a person has dementia, it may be difficult to identify the exact cause. Alzheimer's disease is the most common cause of dementia, but there are other causes as well.<sup>20-21</sup> As shown in Table 2, different causes of dementia are associated with distinct symptom patterns and brain abnormalities. Many people with dementia have brain changes associated with more than one cause of dementia.<sup>22-27</sup> This is called mixed dementia. Some studies<sup>27-28</sup> report that the majority of people with the brain changes of Alzheimer's also had the brain changes of a second cause of dementia on autopsy. It is important that individuals receive an accurate diagnosis to ensure they receive treatment and follow-up care appropriate to their specific form of dementia.

**TABLE 2****Common Causes of Dementia and Associated Characteristics**

Cause	Characteristics
<b>Alzheimer's disease</b>	<p>Alzheimer's disease is the most common cause of dementia, accounting for an estimated 60 to 80 percent of cases. Recent large autopsy studies show that about half of individuals with Alzheimer's dementia have Alzheimer's disease brain changes (pathology) as well as the brain changes of one or more other causes of dementia, such as cerebrovascular disease or Lewy body disease. This is called mixed pathology, and if recognized during life is called mixed dementia.</p> <p>Difficulty remembering recent conversations, names or events is often an early clinical symptom; apathy and depression are also often early symptoms. Later symptoms include impaired communication, disorientation, confusion, poor judgment, behavioral changes and, ultimately, difficulty speaking, swallowing and walking.</p> <p>The hallmark pathologies of Alzheimer's disease are the accumulation of the protein fragment beta-amyloid (plaques) outside neurons in the brain and twisted strands of the protein tau (tangles) inside neurons. These changes are accompanied by the damage and death of neurons. Alzheimer's is a slowly progressive brain disease that begins many years before symptoms emerge.</p>
<b>Cerebrovascular disease</b>	<p>Cerebrovascular disease refers to the process by which blood vessels in the brain are damaged and brain tissue is injured. People with dementia whose brains show evidence of cerebrovascular disease are said to have vascular dementia. About 5 percent to 10 percent of individuals with dementia show evidence of vascular dementia alone.<sup>27-28</sup> However, it is more common as a mixed pathology, with most cases showing the brain changes of cerebrovascular disease and Alzheimer's disease.</p> <p>Impaired judgment or impaired ability to make decisions, plan or organize is more likely to be the initial symptom, as opposed to the memory loss often associated with the initial symptoms of Alzheimer's. In addition to changes in cognitive function, people with vascular dementia can have difficulty with motor function, especially slow gait and poor balance.</p> <p>Vascular dementia occurs most commonly from blood vessel blockage or damage leading to areas of dead tissue or bleeding in the brain. The location, number and size of the brain injuries determine whether dementia will result and how the individual's thinking and physical functioning will be affected.</p>
<b>Lewy body disease</b>	<p>Lewy bodies are abnormal aggregations (or clumps) of the protein alpha-synuclein in neurons. When they develop in a part of the brain called the cortex, dementia (called dementia with Lewy bodies or DLB) can result. People with DLB have some of the symptoms common in Alzheimer's, but are more likely to have initial or early symptoms of sleep disturbances, well-formed visual hallucinations, and slowness, gait imbalance or other parkinsonian movement features. These features, as well as early visuospatial impairment, may occur in the absence of significant memory impairment.</p> <p>About 5 to 10 percent of individuals with dementia show evidence of DLB alone, but most people with DLB also have Alzheimer's disease pathology.</p>
<b>Mixed pathologies</b>	<p>When an individual shows the brain changes of more than one cause of dementia, mixed pathologies are considered the cause. When these pathologies result in dementia symptoms during life, the person is said to have mixed dementia.</p> <p>Studies suggest that mixed dementia is more common than previously recognized, with about 50 percent of people with dementia who were studied at Alzheimer's Disease Centers having pathologic evidence of more than one cause of dementia.<sup>28</sup> In community-based studies, the percentage of mixed dementia cases is considerably higher.<sup>27</sup> The likelihood of having mixed dementia increases with age and is highest in the oldest-old (people age 85 or older).<sup>41-42</sup></p>

**TABLE 2 (cont.)**

**Common Causes of Dementia and Associated Characteristics**

Cause	Characteristics
<b>Fronto-temporal lobar degeneration (FTLD)</b>	<p>FTLD includes dementias such as behavioral-variant FTLD, primary progressive aphasia, Pick’s disease, corticobasal degeneration and progressive supranuclear palsy.</p> <p>Typical early symptoms include marked changes in personality and behavior and/or difficulty with producing or comprehending language. Unlike Alzheimer’s, memory is typically spared in the early stages of disease.</p> <p>Nerve cells in the front (frontal lobe) and side regions (temporal lobes) of the brain are especially affected, and these regions become markedly atrophied (shrunken). In addition, the upper layers of the cortex typically become soft and spongy and have abnormal protein inclusions (usually tau protein or the transactive response DNA-binding protein).</p> <p>The symptoms of FTLD may occur in those age 65 years and older, similar to Alzheimer’s, but most people with FTLD develop symptoms at a younger age. About 60 percent of people with FTLD are ages 45 to 60. FTLD accounts for less than 10 percent of dementia cases.<sup>43</sup></p>
<b>Parkinson’s disease (PD)</b>	<p>Problems with movement (slowness, rigidity, tremor and changes in gait) are common symptoms of PD.</p> <p>In PD, alpha-synuclein aggregates appear in an area deep in the brain called the substantia nigra. The aggregates are thought to cause degeneration of the nerve cells that produce dopamine.<sup>44-45</sup></p> <p>As PD progresses, it often results in dementia secondary to the accumulation of alpha-synuclein in the cortex (similar to DLB) or the accumulation of beta-amyloid clumps and tau tangles (similar to Alzheimer’s).</p>

**Treatment of Alzheimer’s Dementia**

**Pharmacologic Treatment**

None of the pharmacologic treatments (medications) available today for Alzheimer’s dementia slow or stop the damage and destruction of neurons that cause Alzheimer’s symptoms and make the disease fatal. The U.S. Food and Drug Administration (FDA) has approved six drugs for the treatment of Alzheimer’s — rivastigmine, galantamine, donepezil, memantine, memantine combined with donepezil, and tacrine (tacrine is now discontinued in the United States). With the exception of memantine, these drugs temporarily improve symptoms by increasing the amount of chemicals called neurotransmitters in the brain. Memantine blocks certain receptors in the brain from excess stimulation that can damage nerve cells. The effectiveness of these drugs varies from person to person and is limited in duration.

Many factors contribute to the difficulty of developing effective treatments for Alzheimer’s. These factors include the slow pace of recruiting participants to clinical studies, gaps in knowledge about the precise molecular changes and biological processes in the brain that cause Alzheimer’s disease, and the relatively long time needed to observe whether an investigational treatment affects disease progression.

Many researchers believe that future treatments to slow or stop the progression of Alzheimer’s disease and preserve brain function will be most effective when administered early in the disease process, either at the MCI due to Alzheimer’s or preclinical stage. Biomarker tests will be essential to identify which individuals are in these early stages and should receive treatments when they are available. Biomarkers also will be critical for monitoring the effects of treatment. Already, biomarker tests are playing an important role in drug development because they enable researchers to recruit into clinical trials only those individuals with the Alzheimer’s brain changes that the drug has been designed to affect.<sup>29</sup> The most effective biomarker test or combination of tests may differ depending on the stage of the disease and other factors.<sup>30</sup>

**Non-Pharmacologic Therapy**

Non-pharmacologic therapies are those that do not involve medication. They have been studied in people with Alzheimer’s dementia and in cognitively normal individuals who would like to prevent dementia or slow cognitive decline.

**People with Alzheimer’s Dementia**

Non-pharmacologic therapies are often used in people with Alzheimer’s dementia with the goal of maintaining or improving cognitive function, the ability to perform activities of daily living or overall quality of life. They

also may be used with the goal of reducing behavioral symptoms such as depression, apathy, wandering, sleep disturbances, agitation and aggression. Examples include computerized memory training, listening to favorite music as a way to stir recall, and incorporating special lighting to lessen sleep disorders. As with current pharmacologic therapies, non-pharmacologic therapies do not slow or stop the damage and destruction of neurons that cause Alzheimer's symptoms and make the disease fatal.

A meta-analysis<sup>31</sup> and systematic reviews<sup>32-33</sup> of non-pharmacologic therapies tested in randomized controlled trials (in which participants are randomly assigned to either receive or not receive a therapy, and the results for the two groups are compared) have found that some are beneficial to people with Alzheimer's dementia. Among these are exercise<sup>31-32</sup> and cognitive stimulation.<sup>33</sup> Specifically, the meta-analysis found that aerobic exercise and a combination of aerobic and non-aerobic exercise had positive effects on cognitive function, while a systematic review<sup>32</sup> found that exercise has a positive effect on overall cognitive function and may slow the rate of cognitive decline in people with Alzheimer's. However, researchers caution that additional randomized controlled trials involving larger numbers of participants are needed to understand to what extent exercise may slow cognitive decline.

A second systematic review<sup>33</sup> found that cognitive stimulation had beneficial effects on cognitive function and some aspects of well-being in people with Alzheimer's dementia. Cognitive stimulation ranged from object categorization activities to reality orientation exercises. No single type of cognitive stimulation was identified as being more effective than another. Benefits to cognitive function lasted up to 3 months after cognitive stimulation activities ended. Cognitive stimulation did not affect mood, challenging behaviors or ability to perform activities of daily living. A third systematic review<sup>34</sup> reported that cognitive stimulation was associated with improved scores on tests of depression in people with mild-to-moderate Alzheimer's dementia.

### ***Cognitively Normal Individuals***

Cognitively normal individuals may use non-pharmacologic therapies with the goal of slowing cognitive decline or preventing dementia. A systematic review<sup>35</sup> of the use of supplements, including (but not limited to) C, D and E vitamins, omega-3 fatty acids, and ginkgo biloba, found little to no benefit of over-the-counter supplements in preventing cognitive decline, MCI or Alzheimer's dementia. Evidence from a systematic review<sup>36</sup> of whether cognitive training

prevents cognitive decline found that cognitive training improved performance in the specific domain tested (for example, processing speed, executive function, memory or reasoning), but the evidence was insufficient to show that cognitive training prevented or delayed cognitive decline or dementia. A third systematic review<sup>37</sup> examined whether physical activity prevented cognitive decline and Alzheimer's dementia. The review found that the evidence was largely insufficient to show that short-term, single-component physical activity interventions promoted cognitive function or prevented cognitive decline or dementia in older adults.

## **Living with Alzheimer's Dementia**

Studies have consistently shown that active management of Alzheimer's and other dementias can improve quality of life for affected individuals and their caregivers.<sup>38-40</sup> Active management includes:

- Appropriate use of available treatment options.
- Effective management of coexisting conditions.
- Coordination of care among physicians, other health care professionals and lay caregivers.
- Participation in activities that are meaningful and bring purpose to one's life.
- Having opportunities to connect with others living with dementia; support groups and supportive services are examples of such opportunities.
- Becoming educated about the disease.
- Planning for the future.

To learn more about managing Alzheimer's dementia, as well as practical information for living with dementia and being a caregiver, visit [alz.org](http://alz.org).

## **Uncommon Genetic Factors Associated with Alzheimer's Disease**

Certain genetic mutations and the extra copy of chromosome 21 that characterizes Down syndrome are uncommon genetic factors that strongly influence Alzheimer's risk. There are also common genetic factors, such as the e2, e3 and e4 forms of the gene apolipoprotein E (APOE, see page 12), that influence Alzheimer's risk.

### **Genetic Mutations**

A small percentage of Alzheimer's cases (an estimated 1 percent or less)<sup>46</sup> develop as a result of mutations to any of three specific genes. A genetic mutation is an abnormal change in the sequence of chemical pairs that make up genes. These mutations involve the gene for the amyloid precursor protein (APP) and the genes for the presenilin 1 and presenilin 2 proteins. Those inheriting an Alzheimer's mutation to the APP

or presenilin 1 genes are guaranteed to develop the disease. Those inheriting an Alzheimer's mutation to the presenilin 2 gene have a 95 percent chance of developing the disease.<sup>47</sup> Individuals with Alzheimer's mutations in any of these three genes tend to develop symptoms before age 65, sometimes as young as age 30, while the vast majority of individuals with Alzheimer's have late-onset disease, in which symptoms appear at age 65 or older.

### Trisomy in Down Syndrome

In Down syndrome, an individual is born with three copies of chromosome 21 (called trisomy 21) instead of two. People with Down syndrome have an increased risk of developing Alzheimer's, and this is believed to be related to trisomy 21. Chromosome 21 includes the gene that encodes for the production of APP, which in people with Alzheimer's is cut into beta-amyloid fragments that accumulate into plaques. Having an extra copy of chromosome 21 may increase the production of beta-amyloid fragments produced in the brain.

Overall, people with Down syndrome develop Alzheimer's at an earlier age than people without Down syndrome. By age 40, most people with Down syndrome have significant levels of beta-amyloid plaques and tau tangles in their brains.<sup>48</sup> As with all adults, advancing age increases the likelihood that a person with Down syndrome will exhibit symptoms of Alzheimer's. According to the National Down Syndrome Society, about 30 percent of people with Down syndrome who are in their 50s have Alzheimer's dementia.<sup>49</sup> About 50 percent of people with Down syndrome in their 60s have Alzheimer's dementia.<sup>49</sup>

### Risk Factors for Alzheimer's Dementia

With the exception of cases of Alzheimer's linked to genetic mutations and trisomy 21, experts believe that Alzheimer's, like other common chronic diseases, develops as a result of multiple factors rather than a single cause.

#### Age, APOE-e4 and Family History

The greatest risk factors for late-onset Alzheimer's are older age,<sup>50-51</sup> carrying the e4 form of the APOE gene<sup>52-53</sup> and having a family history of Alzheimer's.<sup>54-57</sup>

#### Age

Age is the greatest of these three risk factors, with the vast majority of people with Alzheimer's dementia being age 65 or older. As noted in the Prevalence section (see page 16), the percentage of people with Alzheimer's dementia increases dramatically with age: 3 percent of people age 65-74, 17 percent of people age 75-84 and

**TABLE 3**

**Percentage of Black/African Americans and European Americans with Specified APOE Pairs**

APOE Pair	Black/African Americans*	European Americans
e3/e3	45.2	63.4
e3/e4	28.6	21.4
e3/e2	15.1	10.2
e2/e4	5.7	2.4
e4/e4	4.5	2.4
e2/e2	0.7	0.2

Created from data from Rajan et al.<sup>59</sup>

\*Percentages do not total 100 due to rounding.

32 percent of people age 85 or older have Alzheimer's dementia.<sup>51</sup> It is important to note that Alzheimer's dementia is not a normal part of aging,<sup>58</sup> and older age alone is not sufficient to cause Alzheimer's dementia.

#### APOE

The APOE gene provides the blueprint for a protein that transports cholesterol in the bloodstream. Everyone inherits one of three forms (alleles) of the APOE gene — e2, e3 or e4 — from each parent, resulting in six possible APOE pairs: e2/e2, e2/e3, e2/e4, e3/e3, e3/e4 and e4/e4. Researchers have found differences in the frequency of these pairs in different racial and ethnic groups. For example, recent data show that a higher percentage of black/African Americans than European Americans have at least one copy of the e4 allele (see Table 3).<sup>59-61</sup>

Having the e4 form of APOE increases one's risk of developing Alzheimer's compared with having the e3 form, but does not guarantee that an individual will develop Alzheimer's. Having the e2 form may decrease one's risk compared with having the e3 form. Those who inherit one copy of the e4 form have three times the risk of developing Alzheimer's compared with those with two copies of the e3 form, while those who inherit two copies of the e4 form have an eight- to 12-fold risk.<sup>62-64</sup> In addition, those with the e4 form are more likely to develop Alzheimer's at a younger age than those with the e2 or e3 forms of the APOE gene.<sup>65</sup> A meta-analysis including 20 published articles describing the frequency of the e4 form among people in the United States who had been diagnosed with Alzheimer's found that 56 percent had one copy

of the APOE-e4 gene, and 11 percent had two copies of the APOE-e4 gene.<sup>66</sup> Another study found that among 1,770 diagnosed individuals from 26 Alzheimer's Disease Centers across the United States, 65 percent had at least one copy of the APOE-e4 gene.<sup>67</sup>

However, studies of Alzheimer's risk based on APOE status among black/African Americans have had inconsistent results. For example, some have found that having one or more copies of APOE-e4 did not increase risk among black/African Americans,<sup>60-61,68</sup> while other studies have found that APOE-e4 significantly increased risk among black/African Americans.<sup>69-70</sup> More research is needed to better understand the genetic mechanisms involved in Alzheimer's risk among different racial and ethnic groups.

### **Family History**

A family history of Alzheimer's is not necessary for an individual to develop the disease. However, individuals who have a parent, brother or sister with Alzheimer's dementia are more likely to develop the disease than those who do not have a first-degree relative with Alzheimer's.<sup>54,62</sup> Those who have more than one first-degree relative with Alzheimer's are at even higher risk.<sup>57</sup> When diseases run in families, heredity (genetics) and shared environmental and lifestyle factors (for example, access to healthy foods and habits related to physical activity) may play a role. A recent large, population-based study found that having a parent with dementia increases risk independent of known genetic risk factors such as APOE-e4.<sup>71</sup> While some studies have suggested that an individual whose mother had dementia is more likely to have the early brain changes of dementia than an individual whose father developed dementia,<sup>72-73</sup> this study found that after adjusting for risk factors such as APOE status, dementia risk was similar regardless of whether one's mother or father had dementia.

### **Modifiable Risk Factors**

Although risk factors such as age and family history cannot be changed, other risk factors can be changed, or modified, to reduce risk of cognitive decline and dementia. It's important to note that "reducing risk" of cognitive decline and dementia is not synonymous with preventing cognitive decline and dementia. Individuals who take measures to reduce risk may still develop dementia, but are less likely to develop it. A report<sup>74</sup> evaluating the state of the evidence on the effects of modifiable risk factors on cognitive decline and dementia concluded that there is sufficiently strong evidence, from a population-based perspective, that regular physical activity and management of cardiovascular risk factors (especially diabetes, obesity, smoking and hypertension) is associated with reduced risk of cognitive

decline and may be associated with reduced risk of dementia. It also concluded that there is sufficiently strong evidence that a healthy diet, lifelong learning and cognitive training are associated with reduced risk of cognitive decline. A report from the National Academy of Medicine (formerly the Institute of Medicine) examined the evidence regarding modifiable risk factors for cognitive decline and reached similar conclusions.<sup>75</sup> More research is needed to understand the biological mechanisms by which these factors reduce risk.

### **Cardiovascular Disease Risk Factors**

Brain health is affected by the health of the heart and blood vessels. Although it makes up just 2 percent of body weight, the brain consumes 20 percent of the body's oxygen and energy supplies.<sup>76</sup> A healthy heart ensures that enough blood is pumped to the brain, while healthy blood vessels enable the oxygen- and nutrient-rich blood to reach the brain so it can function normally.

Many factors that increase the risk of cardiovascular disease are also associated with a higher risk of dementia.<sup>77</sup> These factors include smoking<sup>78-82</sup> and diabetes.<sup>83-86</sup> Some studies propose that impaired glucose processing (a precursor to diabetes) may also result in an increased risk for dementia.<sup>87-89</sup> The age at which some risk factors develop appears to affect dementia risk. For example, midlife obesity,<sup>87,90-93</sup> hypertension,<sup>87,94-98</sup> prehypertension (systolic blood pressure from 120 to 139 mm Hg or diastolic pressure from 80 to 89 mm Hg)<sup>98</sup> and high cholesterol<sup>99-100</sup> are associated with an increased risk of dementia. However, late-life obesity<sup>101</sup> and hypertension onset after age 80<sup>102</sup> have been associated with decreased risk of dementia. More research is needed to understand why the effects of some modifiable risk factors may change with age. Regarding blood pressure, there is now strong evidence from a large-scale clinical trial that intensive medical treatment to reduce blood pressure can safely and significantly reduce the occurrence of MCI and a combined outcome of MCI and dementia in older adults who have hypertension.<sup>103</sup>

Building on the connection between heart health and brain health, researchers have found that factors that protect the heart may also protect the brain and reduce the risk of developing Alzheimer's or other dementias. Physical activity<sup>104-111</sup> appears to be one of these factors. Although researchers have studied a wide variety of exercises, they do not yet know which specific types of exercises, what frequency of exercise or what duration of activity may be most effective in reducing risk. In addition to physical activity, emerging evidence suggests that consuming a heart-healthy diet may be associated with reduced dementia risk.<sup>112-116</sup> A heart-

healthy diet emphasizes fruits, vegetables, whole grains, fish, chicken, nuts and legumes while limiting saturated fats, red meat and sugar.

Researchers have begun studying combinations of health factors and lifestyle behaviors (for example, blood pressure and physical activity) to learn whether combinations of risk factors better identify Alzheimer's and dementia risk than individual risk factors. They are also studying whether intervening on multiple risk factors simultaneously has a greater chance of reducing risk than addressing a single risk factor. Indeed, one such study,<sup>117</sup> the Finnish Geriatric Intervention Study to Prevent Cognitive Impairment and Disability (FINGER), found that a multidomain lifestyle intervention was associated with beneficial effects on cognitive function in elderly individuals at high risk for cognitive decline. The success of FINGER has led to the launch of multidomain lifestyle intervention studies in other countries, including the Alzheimer's Association U.S. Study to Protect Brain Health Through Lifestyle Intervention to Reduce Risk (U.S. POINTER).<sup>118</sup>

### **Education**

People with more years of formal education are at lower risk for Alzheimer's and other dementias than those with fewer years of formal education.<sup>60,119-123</sup> Some researchers believe that having more years of education builds "cognitive reserve." Cognitive reserve refers to the brain's ability to make flexible and efficient use of cognitive networks (networks of neuron-to-neuron connections) to enable a person to continue to carry out cognitive tasks despite brain changes<sup>124-125</sup> such as beta-amyloid and tau accumulation. The number of years of formal education is not the only determinant of cognitive reserve. Having a mentally stimulating job and engaging in other mentally stimulating activities may also help build cognitive reserve.<sup>126-129</sup>

In addition, having fewer years of formal education is associated with lower socioeconomic status,<sup>130</sup> which in turn may increase one's likelihood of experiencing poor nutrition and decrease one's ability to afford health care or medical treatments, such as treatments for cardiovascular risk factors. In addition, people with fewer years of education tend to have more cardiovascular risk factors for Alzheimer's, including being less physically active<sup>131</sup> and having a higher risk of diabetes<sup>132-134</sup> and cardiovascular disease.<sup>135</sup>

### **Social and Cognitive Engagement**

Additional studies suggest that remaining socially and mentally active throughout life may support brain health and possibly reduce the risk of Alzheimer's and other dementias.<sup>136-146</sup> Remaining socially and mentally active may help build cognitive reserve, but the exact

mechanism by which this may occur is unknown. More research is needed to better understand how social and cognitive engagement may affect biological processes to reduce risk.

### **Traumatic Brain Injury (TBI)**

TBI is the disruption of normal brain function caused by a blow or jolt to the head or penetration of the skull by a foreign object. According to the Centers for Disease Control and Prevention (CDC), approximately 2.8 million TBI-related emergency department visits, hospitalizations and deaths occurred in 2013, the latest year for which information is available.<sup>147</sup> The leading causes of TBI that resulted in emergency department visits were falls, being struck by an object and motor vehicle crashes.<sup>147</sup>

Two ways to classify the severity of TBI are by the duration of loss of consciousness or post-traumatic amnesia<sup>148</sup> and by the individual's initial score on the 15-point Glasgow Coma Scale.<sup>149</sup>

- *Mild TBI* (also known as a concussion) is characterized by loss of consciousness or post-traumatic amnesia lasting 30 minutes or less, or an initial Glasgow score of 13-15; about 75 percent of TBIs are mild.<sup>150</sup>
- *Moderate TBI* is characterized by loss of consciousness or post-traumatic amnesia lasting more than 30 minutes but less than 24 hours, or an initial Glasgow score of 9-12.
- *Severe TBI* is characterized by loss of consciousness or post-traumatic amnesia lasting 24 hours or more, or an initial Glasgow score of 8 or less.

TBI increases the risk of dementia, including Alzheimer's dementia.<sup>151</sup> The risk of dementia increases with the number of TBIs sustained. Even those who experience mild TBI are at increased risk of dementia compared with those who have not had a TBI. A recent study found that mild TBI is associated with a two-fold increase in the risk of dementia diagnosis.<sup>152</sup>

Chronic traumatic encephalopathy (CTE) is a neuropathologic diagnosis (meaning it is characterized by brain changes that can only be identified at autopsy) associated with repeated blows to the head, such as those that may occur while playing contact sports. It is also associated with the development of dementia. Currently, there is no test to determine if someone has CTE-related brain changes during life. A recent review of available literature indicates that the greatest risk factor for developing CTE-related brain changes is repetitive brain trauma — repeated, forceful blows to the head that do not, individually, result in symptoms.<sup>153</sup> Like Alzheimer's dementia, CTE is characterized by tangles of an abnormal form of the protein tau in the brain. Unlike



Alzheimer's dementia, these tangles typically appear around small blood vessels, and beta-amyloid plaques are not commonly present.<sup>154-155</sup> How the brain changes associated with CTE are linked to cognitive or behavioral dysfunction is unclear.

### **Looking to the Future**

The identification of biomarkers for Alzheimer's enables early detection of the disease and will accelerate the development of new therapies by ensuring that appropriate people are enrolled in clinical trials. With the discovery that Alzheimer's may begin 20 years or more before the onset of symptoms, a substantial window of time has been opened to intervene in the progression of the disease. In the future, more will be understood about which therapies will be most effective at which points in the disease continuum.

PREVALENCE

5.8  
MILLION

Americans are living with  
Alzheimer's dementia.

Millions of Americans have Alzheimer’s or other dementias. As the size and proportion of the U.S. population age 65 and older continue to increase, the number of Americans with Alzheimer’s or other dementias will grow. This number will escalate rapidly in coming years, as the population of Americans age 65 and older is projected to grow from 55 million in 2019 to 88 million by 2050.<sup>156-157</sup> The baby boom generation has already begun to reach age 65 and beyond,<sup>158</sup> the age range of greatest risk of Alzheimer’s dementia; in fact, the oldest members of the baby boom generation turn age 73 in 2019.

This section reports on the number and proportion of people with Alzheimer’s dementia to describe the magnitude of the burden of Alzheimer’s on the community and health care system. The prevalence of Alzheimer’s dementia refers to the number and proportion of people in a population who have Alzheimer’s dementia at a given point in time. Incidence refers to the number or rate of new cases per year. Estimates from selected studies on the number and proportion of people with Alzheimer’s or other dementias vary depending on how each study was conducted. Data from several studies are used in this section.

**Prevalence of Alzheimer’s and Other Dementias in the United States**

An estimated 5.8 million Americans of all ages are living with Alzheimer’s dementia in 2019. This number includes an estimated 5.6 million people age 65 and older<sup>A1,51</sup> and approximately 200,000 individuals under age 65 who have younger-onset Alzheimer’s, though there is greater uncertainty about the younger-onset estimate.<sup>159</sup> Of the 5.8 million people who have Alzheimer’s dementia, 81 percent are age 75 or older (Figure 1).<sup>A2,51</sup>

Out of the total U.S. population:

- One in 10 people (10 percent) age 65 and older has Alzheimer’s dementia.<sup>A3,51,157</sup>
- The percentage of people with Alzheimer’s dementia increases with age: 3 percent of people age 65-74, 17 percent of people age 75-84, and 32 percent of people age 85 and older have Alzheimer’s dementia.<sup>51</sup>

The estimated number of people age 65 and older with Alzheimer’s dementia comes from a study using the latest data from the 2010 U.S. Census and the Chicago Health and Aging Project (CHAP), a population-based study of chronic health conditions of older people.<sup>51</sup>

National estimates of the prevalence of all dementias are not available from CHAP, but they are available from other population-based studies including the Aging,

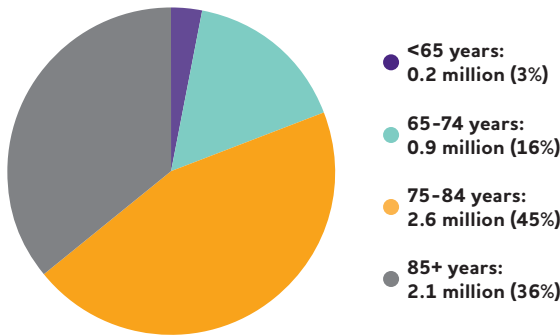
Demographics, and Memory Study (ADAMS), a nationally representative sample of older adults.<sup>A4,160-161</sup> Based on estimates from ADAMS, 14 percent of people age 71 and older in the United States have dementia.<sup>160</sup>

Prevalence studies such as CHAP and ADAMS are designed so that everyone in the study is evaluated for dementia. But outside of research settings, a substantial portion of those who would meet the diagnostic criteria for Alzheimer’s and other dementias are not diagnosed with dementia by a physician.<sup>162-165</sup> Furthermore, fewer than half of Medicare beneficiaries who have a diagnosis of Alzheimer’s or another dementia in their Medicare billing records (or their caregiver, if the beneficiary’s cognitive impairment prevented him or her from responding) report being told of the diagnosis.<sup>166-170</sup> Because Alzheimer’s dementia is often underdiagnosed — and if it is diagnosed, people are often unaware of their diagnosis — a large portion of Americans with Alzheimer’s may not know they have it.

The estimates of the number and proportion of people who have Alzheimer’s in this section refer to people who have Alzheimer’s dementia based on clinical diagnostic criteria. However, as described in the Overview (see page 4), current diagnostic guidelines<sup>9-12</sup> recognize that Alzheimer’s disease begins many years before the onset of symptoms of dementia and that Alzheimer’s disease is defined by biological changes in the brain, not by symptoms. A biomarker-based diagnosis of Alzheimer’s disease will eventually enable biomarker-based prevalence estimates.

Biomarker-based prevalence estimates could significantly affect the estimates of the number of people with the disease. Currently, individuals with Alzheimer’s biomarkers but no dementia are not included in this section’s prevalence estimates, which are limited to those in the

**FIGURE 1**  
Ages of People with Alzheimer’s Dementia, 2019



Created from data from Hebert et al.<sup>A2,51</sup>

dementia stage. However, autopsy studies in individuals who were cognitively normal for their age found that roughly 30 percent had Alzheimer's-related brain changes (plaques and/or tangles) at death.<sup>8,13-14</sup> A biomarker-based prevalence estimate — when we have biomarkers that can reliably detect the changes in the brain — could include the number of people throughout the continuum of Alzheimer's disease, including those who have mild cognitive impairment (MCI) due to Alzheimer's and, eventually, those in the preclinical stage of the disease, even though not all such individuals will go on to develop Alzheimer's dementia.

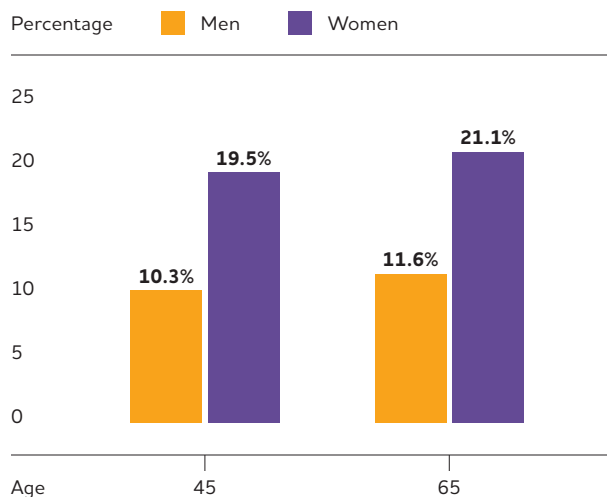
Additionally, it is worth noting that some individuals now counted as having Alzheimer's dementia may not have the biological brain changes associated with Alzheimer's disease because their diagnosis was made based on clinical symptoms rather than based on biomarkers. Both autopsy studies and clinical trials have found that up to 30 percent of individuals who met the clinical criteria for Alzheimer's dementia did not have the required Alzheimer's-related brain changes at death.<sup>58</sup> That is, they had dementia without Alzheimer's biomarkers, and thus did not have Alzheimer's dementia; rather, their dementia was caused by something other than Alzheimer's disease.

The ultimate result of a biomarker-based prevalence estimate could be a significantly larger total number of people living with Alzheimer's disease — because of the inclusion of those with MCI due to Alzheimer's, and eventually, those in the preclinical stage — but a smaller number of individuals in the dementia stage of the disease.

A biomarker-based prevalence estimate is years away. One reason is that it requires epidemiologic and related studies to gather biomarker data from their participants so that we can ascertain which biomarkers to use to determine prevalence. The Mayo Clinic Study of Aging has long collected such data that could be helpful toward this end. The Healthy Cognitive Aging Project (HCAP) — a sub-study of the Health and Retirement Study (HRS) — is now testing the feasibility of including biomarker data in future. But these are the exceptions, not the rule. Furthermore, in developing well-grounded biomarker-based prevalence estimates, numerous questions remain unanswered, such as: Which biomarkers predict Alzheimer's dementia in the preclinical stage? What is the minimum biomarker data needed to diagnosis Alzheimer's disease? How much biomarker study data is sufficient to estimate national and state prevalence? Is amyloid-related biomarker data sufficient, or is biomarker data on the presence of abnormal tau also necessary? Answering these questions now will speed up the day when biomarker-based prevalence estimates can be made. In that light, the Alzheimer's Association is currently convening an expert think tank to identify a framework on biomarker-based prevalence estimates.

**FIGURE 2**

**Estimated Lifetime Risk for Alzheimer's Dementia, by Sex, at Ages 45 and 65**



Created from data from Chene et al.<sup>184</sup>

**Prevalence of Subjective Cognitive Decline**

The experience of worsening or more frequent confusion or memory loss (often referred to as subjective cognitive decline) is one of the earliest warning signs of Alzheimer's disease and may be a way to identify people who are at high risk of developing Alzheimer's or other dementias as well as MCI.<sup>171-175</sup> Subjective cognitive decline refers to self-perceived worsening of memory and other thinking abilities by an individual, separate from cognitive testing, clinical diagnosis or anyone else noticing. Not all of those who experience subjective cognitive decline go on to develop MCI or dementia, but many do.<sup>176-178</sup> According to a recent study, those who over time consistently reported subjective cognitive decline that they found worrisome were at higher risk for developing Alzheimer's dementia.<sup>179</sup> The Behavioral Risk Factor Surveillance System (BRFSS) survey, which includes questions on self-perceived confusion and memory loss, found that in 2015-2016, 11 percent of Americans age 45 and older reported subjective cognitive decline, but 55 percent of those who reported it had not consulted a health care professional about it.<sup>180</sup> Individuals concerned about declines in memory and other cognitive abilities should consult a health care professional.

**Incidence of Alzheimer's Dementia**

While prevalence refers to *existing* cases of a disease in a population at a given time, incidence refers to *new* cases of a disease that develop in a given period of time in a defined population — in this case, the U.S. population age 65 or older. Incidence provides a measure of risk

for developing a disease. According to one study using data from the Established Populations for Epidemiologic Study of the Elderly (EPESE), approximately 487,000 people age 65 or older will develop Alzheimer's dementia in the United States in 2019.<sup>A5</sup> Other studies have arrived at incidence estimates that are much higher. For example, according to CHAP estimates approximately 910,000 people age 65 or older developed Alzheimer's dementia in the United States in 2011.<sup>181</sup> A study using data from the Adult Changes in Thought (ACT) study, a cohort of members of the Group Health health care delivery system in the Northwest United States, reported similar incidence rates.<sup>182</sup> The number of new cases of Alzheimer's increases dramatically with age: according to estimates from CHAP, in 2011 the average annual incidence in people ages 65-74 was 0.4 percent (meaning four of every 1,000 people will develop Alzheimer's dementia in a year); in people ages 75-84, the annual incidence was 3.2 percent (32 of every 1,000 people), and for ages 85 and older (the "oldest-old"), the incidence was 7.6 percent (76 of every 1,000 people).<sup>181</sup> Because of the increasing number of people age 65 and older in the United States, particularly the oldest-old, the annual number of new cases of Alzheimer's and other dementias is projected to double by 2050.<sup>183</sup>

### Lifetime Risk of Alzheimer's Dementia

Lifetime risk is the probability that someone of a given age who does not have a particular condition will develop the condition during his or her remaining life span. Data from the Framingham Heart Study were used to estimate lifetime risks of Alzheimer's dementia by age and sex.<sup>A6,184</sup> As shown in Figure 2 (see page 18), the study found that the estimated lifetime risk for Alzheimer's dementia at age 45 was approximately one in five (20 percent) for women and one in 10 (10 percent) for men. The risks for both sexes were slightly higher at age 65.<sup>184</sup>

### Estimates of the Number of People with Alzheimer's Dementia by State

Table 4 (see page 20) lists the estimated number of people age 65 and older with Alzheimer's dementia by state for 2019, the projected number for 2025, and the projected percentage change in the number of people with Alzheimer's between 2019 and 2025.<sup>A7,185</sup>

As shown in Figure 3 (see page 21), between 2019 and 2025 every state across the country is expected to experience an increase of at least 12 percent in the number of people with Alzheimer's. These projected increases in the number of people with Alzheimer's are due to projected increases in the population age 65 and older in these states. The West and Southeast are expected to experience the largest

percentage increases in people with Alzheimer's dementia between 2019 and 2025. These increases will have a marked impact on states' health care systems, as well as the Medicaid program, which covers the costs of long-term care and support for some older residents with dementia.

### Differences Between Women and Men in the Prevalence and Risk of Alzheimer's and Other Dementias

More women than men have Alzheimer's or other dementias. Almost two-thirds of Americans with Alzheimer's are women.<sup>A8,51</sup> Of the 5.6 million people age 65 and older with Alzheimer's in the United States, 3.5 million are women and 2.1 million are men.<sup>A8,51</sup> Based on estimates from ADAMS, among people age 71 and older, 16 percent of women have Alzheimer's or other dementias compared with 11 percent of men.<sup>160</sup>

There are a number of potential biological and social reasons why more women than men have Alzheimer's or other dementias.<sup>186</sup> The prevailing view has been that this discrepancy is due to the fact that women live longer than men on average, and older age is the greatest risk factor for Alzheimer's.<sup>184,187-188</sup> But when it comes to difference in the actual risk of developing Alzheimer's or other dementias for men and women of the same age, many studies of incidence have found no significant difference between men and women in the proportion who develop Alzheimer's or other dementias at any given age.<sup>182,188-189</sup>

Alternatively, some studies have found a difference between men and women in the risk of developing Alzheimer's or other dementias, but have attributed the difference to differences in other related health factors. A recent study using data from the Framingham Heart Study suggests that because men have a higher rate of death from cardiovascular disease in middle age, men who survive beyond age 65 may have a healthier cardiovascular risk profile and thus an apparent lower risk for dementia than women of the same age.<sup>184</sup> Epidemiologists call this "survival bias" because the men who survive to older ages and are included in studies tend to be the healthiest men; as a result, they may have a lower risk of developing Alzheimer's and other dementias than the men who died at an earlier age from cardiovascular disease. More research is needed to support this finding.

Other researchers are questioning whether the risk of Alzheimer's could actually be higher for women at any given age due to biological or genetic variations or differences in life experiences.<sup>190</sup> A number of studies have shown that the APOE-e4 genotype, the best known genetic risk factor for Alzheimer's dementia, may have a stronger association with Alzheimer's dementia in women than in men<sup>191-192</sup> or a stronger relationship with

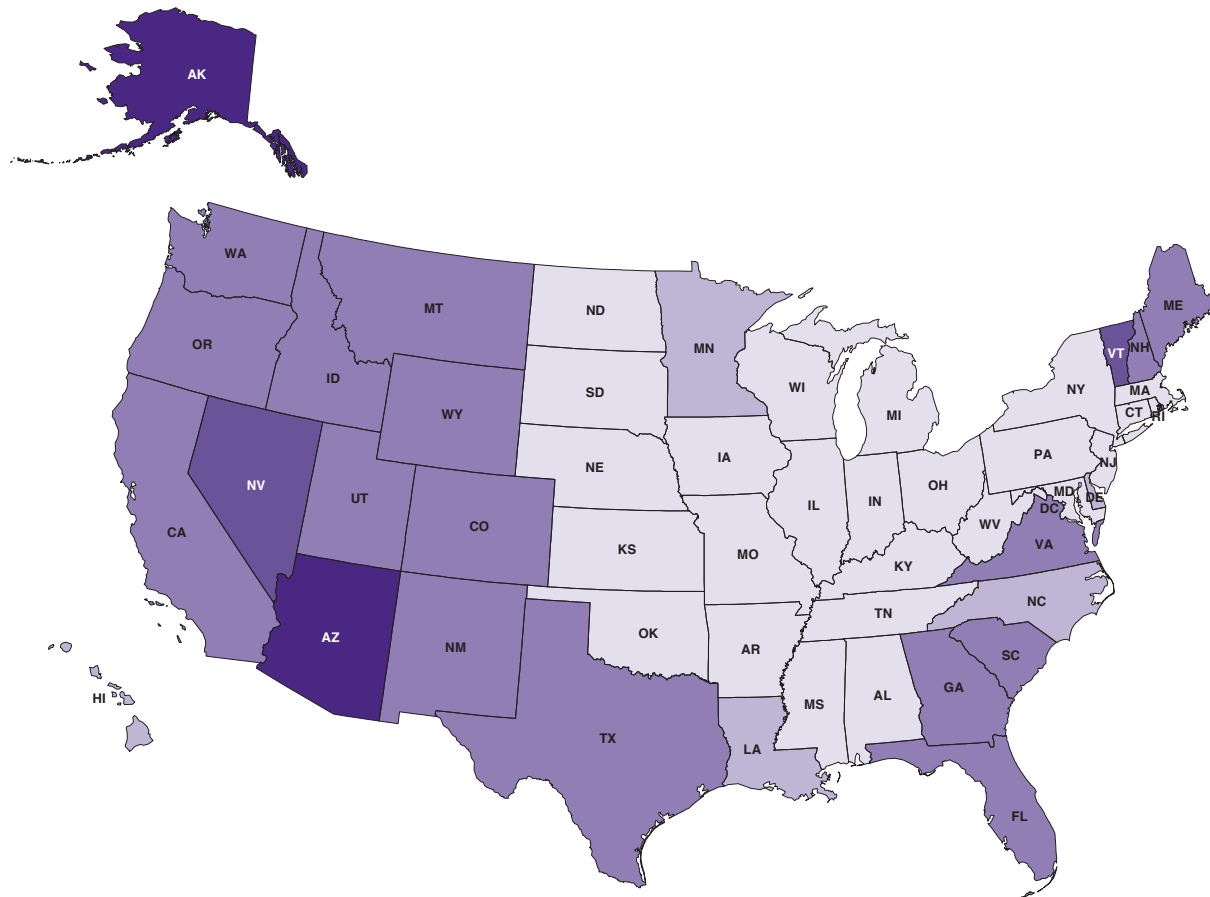
**TABLE 4****Projections of Total Numbers of Americans Age 65 and Older with Alzheimer's Dementia by State**

State	Projected Number with Alzheimer's (in thousands)		Percentage Increase	State	Projected Number with Alzheimer's (in thousands)		Percentage Increase
	2019	2025	2019-2025		2019	2025	2019-2025
Alabama	94	110	17.0	Montana	21	27	28.6
Alaska	8	11	37.5	Nebraska	34	40	17.6
Arizona	140	200	42.9	Nevada	47	64	36.2
Arkansas	57	67	17.5	New Hampshire	25	32	28.0
California	670	840	25.4	New Jersey	180	210	16.7
Colorado	73	92	26.0	New Mexico	41	53	29.3
Connecticut	78	91	16.7	New York	400	460	15.0
Delaware	19	23	21.1	North Carolina	170	210	23.5
District of Columbia	8.9	9	1.1	North Dakota	14	16	14.3
Florida	560	720	28.6	Ohio	220	250	13.6
Georgia	150	190	26.7	Oklahoma	65	76	16.9
Hawaii	29	35	20.7	Oregon	67	84	25.4
Idaho	26	33	26.9	Pennsylvania	280	320	14.3
Illinois	230	260	13.0	Rhode Island	23	27	17.4
Indiana	110	130	18.2	South Carolina	92	120	30.4
Iowa	65	73	12.3	South Dakota	17	20	17.6
Kansas	54	62	14.8	Tennessee	120	140	16.7
Kentucky	73	86	17.8	Texas	390	490	25.6
Louisiana	89	110	23.6	Utah	33	42	27.3
Maine	28	35	25.0	Vermont	13	17	30.8
Maryland	110	130	18.2	Virginia	150	190	26.7
Massachusetts	130	150	15.4	Washington	110	140	27.3
Michigan	190	220	15.8	West Virginia	38	44	15.8
Minnesota	97	120	23.7	Wisconsin	110	130	18.2
Mississippi	55	65	18.2	Wyoming	10	13	30.0
Missouri	110	130	18.2				

Created from data provided to the Alzheimer's Association by Weuve et al.<sup>A7,185</sup>

**FIGURE 3****Projected Increases Between 2019 and 2025 in Alzheimer's Dementia Prevalence by State**

12.3% - 18.4%    18.5% - 24.5%    24.6% - 30.7%    30.8% - 36.8%    36.9% - 42.9%



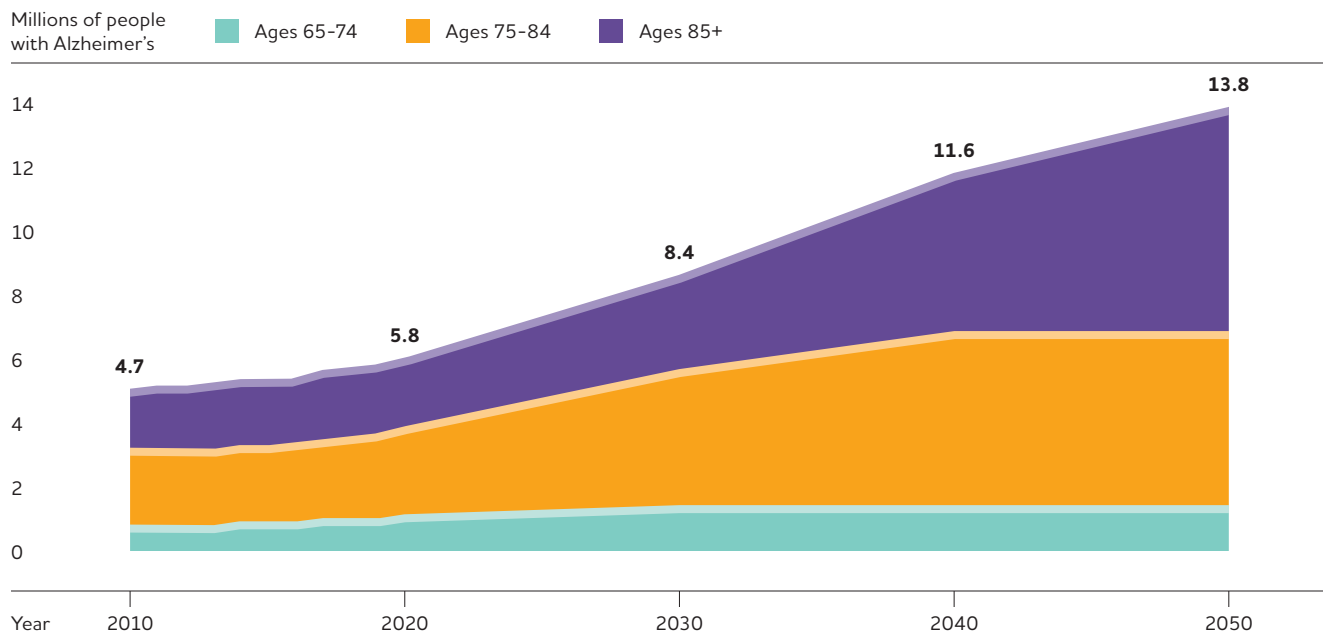
Change from 2019 to 2025 for Washington, D.C.: 1.1%

Created from data provided to the Alzheimer's Association by Weuve et al.<sup>47,185</sup>

Alzheimer's disease biomarkers in women.<sup>193</sup> However, a recent meta-analysis, which combined data from a number of independent studies, found no difference between men and women in the association between APOE genotype and Alzheimer's dementia except for a slightly elevated risk for women with the APOE-e3/e4 genotype compared with men with the same genotype between ages 65 and 75.<sup>194</sup> It is unknown why the APOE gene could convey different risk for women, but some evidence suggests that it may be due to an interaction between the APOE-e4 genotype and the sex hormone estrogen.<sup>195-196</sup> Finally, because low education is a risk factor for dementia, it is possible that lower educational attainment in women than in men born in the first half of the 20th century could account for a higher risk of Alzheimer's and other dementias in women.<sup>197</sup>

### Racial and Ethnic Differences in the Prevalence of Alzheimer's and Other Dementias

Although there are more non-Hispanic whites living with Alzheimer's and other dementias than any other racial or ethnic group in the United States, older black/African Americans and Hispanics are more likely, on a per-capita basis, than older whites to have Alzheimer's or other dementias.<sup>198-203</sup> Most studies indicate that older black/African Americans are about twice as likely to have Alzheimer's or other dementias as older whites.<sup>181,204-205</sup> Some studies indicate Hispanics are about one and one-half times as likely to have Alzheimer's or other dementias as older whites.<sup>A9,205-207</sup> Recent studies suggest the increased likelihood for Hispanics may be slightly lower than this, depending

**FIGURE 4****Projected Number of People Age 65 and Older (Total and by Age) in the U.S. Population with Alzheimer's Dementia, 2010 to 2050**

Created from data from Hebert et al.<sup>A10,51</sup>

upon the specific Hispanic ethnic group observed (for example, Mexican Americans compared with Caribbean Americans).<sup>208</sup>

The higher prevalence of Alzheimer's dementia in minorities compared with whites appears to be due to a higher incidence of dementia in these groups.<sup>203,208</sup> Variations in health, lifestyle and socioeconomic risk factors across racial groups likely account for most of the differences in risk of Alzheimer's and other dementias.<sup>209</sup> Despite some evidence that the influence of genetic risk factors on Alzheimer's and other dementias may differ by race,<sup>68,70,210</sup> genetic factors do not appear to account for the large differences in prevalence or incidence among racial groups.<sup>209,211</sup> Instead, health conditions such as cardiovascular disease and diabetes, which are associated with an increased risk for Alzheimer's and other dementias, are believed to account for these differences, as they are more prevalent in black/African American and Hispanic people.<sup>212-213</sup> Socioeconomic characteristics, including lower levels of education, higher rates of poverty, and greater exposure to adversity and discrimination, may also increase risk in black/African American and Hispanic communities.<sup>68,212-214</sup> Some studies suggest that differences based on race and ethnicity do not persist in rigorous analyses that account for such factors.<sup>120,160,209</sup>

There is evidence that missed diagnoses of Alzheimer's and other dementias are more common among older black/African Americans and Hispanics than among older whites.<sup>215-216</sup> Based on data for Medicare beneficiaries age 65 and older, Alzheimer's or another dementia had been diagnosed in 10.3 percent of whites, 12.2 percent of Hispanics and 13.8 percent of black/African Americans.<sup>217</sup> Although rates of diagnosis were higher among black/African Americans than among whites, according to prevalence studies that detect all people who have dementia irrespective of their use of the health care system, the rates should be even higher for black/African Americans.

There are fewer data from population-based cohort studies regarding the national prevalence of Alzheimer's and other dementias in racial and ethnic groups other than whites, black/African Americans and Hispanics. However, a study examining electronic medical records of members of a large health plan in California indicated that dementia incidence — determined by the presence of a dementia diagnosis in members' medical records — was highest in black/African Americans, intermediate for Latinos (the term used in the study for those who self-reported as Latino or Hispanic) and whites, and lowest for Asian Americans.<sup>218</sup> A follow-up study with the same cohort showed heterogeneity



within Asian-American subgroups, but all subgroups studied had lower dementia incidence than whites.<sup>219</sup> A recent systematic review of the literature found that Japanese Americans were the only Asian-American subgroup with reliable prevalence data, and that they had the lowest prevalence of dementia compared with all other ethnic groups.<sup>208</sup> More studies, especially those involving population-based cohorts, are necessary to draw conclusions about the prevalence of Alzheimer's and other dementias in Asian Americans and how it may differ by subgroup.

### Trends in the Prevalence and Incidence of Alzheimer's Dementia Over Time

A growing number of studies indicate that the prevalence<sup>220-229</sup> and incidence<sup>224,229-237</sup> of Alzheimer's and other dementias in the United States and other higher-income Western countries may have declined in the past 25 years,<sup>223-236</sup> though results are mixed.<sup>50,181,238-239</sup> These declines have been attributed to increasing levels of education and improved control of cardiovascular risk factors.<sup>223,225,230,234,240-241</sup> Such findings are promising and suggest that identifying and reducing risk factors for Alzheimer's and other dementias may be effective. Although these findings indicate that a person's risk of dementia at any given age may be decreasing slightly, the total number of people with Alzheimer's or other dementias in the United States and other high-income Western countries is expected to continue to increase dramatically because of the increase in the number of people at the oldest ages.

It is unclear whether these positive trends will continue into the future given worldwide trends showing increases in diabetes and obesity — potential risk factors for Alzheimer's dementia — which may lead to a rebound in dementia risk in coming years,<sup>91,222,224,242-243</sup> or if these positive trends pertain to all racial and ethnic groups.<sup>181,220,240-241,244</sup> Thus, while recent findings are promising, the social and economic burden of Alzheimer's and other dementias will continue to grow. Moreover, 68 percent of the projected increase in the global prevalence and burden of dementia by 2050 will take place in low- and middle-income countries, where there is currently no evidence that the risk of Alzheimer's and other dementias has been declining.<sup>245</sup>

### Looking to the Future: Aging of the Baby Boom Generation

A large segment of the American population — the baby boom generation — has begun to reach age 65 and older, ages when the risk for Alzheimer's and other dementias is elevated. By 2030, the segment of the U.S. population

age 65 and older will increase substantially, and the projected 74 million older Americans will make up over 20 percent of the total population (up from 16 percent in 2019).<sup>157,246</sup> As the number of older Americans grows rapidly, so too will the numbers of new and existing cases of Alzheimer's dementia, as shown in Figure 4.<sup>A10,51</sup>

- By 2025, the number of people age 65 and older with Alzheimer's dementia is projected to reach 7.1 million — almost a 27 percent increase from the 5.6 million age 65 and older affected in 2019.<sup>A11,51</sup>
- By 2050, the number of people age 65 and older with Alzheimer's dementia may grow to a projected 13.8 million, barring the development of medical breakthroughs to prevent, slow or cure Alzheimer's disease.<sup>A10,51</sup>

### Growth of the Oldest-Old Population

The number of Americans surviving into their 80s, 90s and beyond is expected to grow dramatically due to medical advances, as well as social and environmental conditions.<sup>246</sup> Longer life expectancies and the aging of the large baby boom cohort will lead to an increase in the number and percentage of Americans who will be 85 and older, the oldest-old. Between 2012 and 2050, the oldest-old are expected to comprise an increasing proportion of the U.S. population age 65 and older — from 14 percent in 2012 to 22 percent in 2050.<sup>246</sup> This will result in an additional 12 million oldest-old people — individuals at the highest risk for developing Alzheimer's dementia.<sup>246</sup>

- In 2019, about 2.1 million people who have Alzheimer's dementia are age 85 or older, accounting for 36 percent of all people with Alzheimer's dementia.<sup>51</sup>
- When the first wave of baby boomers reaches age 85 (in 2031), it is projected that more than 3 million people age 85 and older will have Alzheimer's dementia.<sup>51</sup>
- By 2050, 7 million people age 85 and older are projected to have Alzheimer's dementia, accounting for half (51 percent) of all people 65 and older with Alzheimer's dementia.<sup>51</sup>

MORTALITY  
AND  
MORBIDITY

145  
PERCENT

is the increase in deaths  
from Alzheimer's between  
2000 and 2017.

Alzheimer's disease is officially listed as the sixth-leading cause of death in the United States.<sup>247</sup> It is the fifth-leading cause of death for those age 65 and older.<sup>247</sup> However, it may cause even more deaths than official sources recognize. Alzheimer's is also a leading cause of disability and poor health (morbidity). Before a person with Alzheimer's dies, he or she lives through years of morbidity as the disease progresses.

## Deaths from Alzheimer's Disease

It is difficult to determine how many deaths are caused by Alzheimer's disease each year because of the way causes of death are recorded. According to data from the Centers for Disease Control and Prevention (CDC), 121,404 people died from Alzheimer's disease in 2017.<sup>248</sup> The CDC considers a person to have died *from* Alzheimer's if the death certificate lists Alzheimer's as the underlying cause of death, defined as "the disease or injury which initiated the train of events leading directly to death."<sup>249</sup>

Severe dementia frequently causes complications such as immobility, swallowing disorders and malnutrition that significantly increase the risk of serious acute conditions that can cause death. One such condition is pneumonia (infection of the lungs), which is the most commonly identified cause of death among elderly people with Alzheimer's or other dementias.<sup>250-251</sup> One autopsy study found that respiratory system diseases were the immediate cause of death in more than half of people with Alzheimer's dementia, followed by circulatory system disease in about a quarter.<sup>251</sup> Death certificates for individuals with Alzheimer's often list acute conditions such as pneumonia as the primary cause of death rather than Alzheimer's.<sup>252-254</sup> As a result, people with Alzheimer's disease who die due to these acute conditions may not be counted among the number of people who die from Alzheimer's disease, even though Alzheimer's disease may well have caused the acute condition listed on the death certificate. This difficulty in using death certificates to determine the number of deaths from Alzheimer's has been referred to as a "blurred distinction between death *with* dementia and death *from* dementia."<sup>255</sup>

Another way to determine the number of deaths from Alzheimer's disease is through calculations that compare the estimated risk of death in those who have Alzheimer's with the estimated risk of death in those who do not have Alzheimer's. A study using data from the Rush Memory and Aging Project and the Religious Orders Study estimated that 500,000 deaths among people age 75 and older in the United States in 2010 could be attributed to Alzheimer's (estimates for people age 65 to 74 were

not available), meaning that those deaths would not be expected to occur in that year if those individuals did not have Alzheimer's.<sup>256</sup>

The true number of deaths caused by Alzheimer's is somewhere between the number of deaths from Alzheimer's recorded on death certificates and the number of people who have Alzheimer's disease when they die. According to 2014 Medicare claims data, about one-third of all Medicare beneficiaries who die in a given year have been diagnosed with Alzheimer's or another dementia. Based on data from the Chicago Health and Aging Project (CHAP) study, in 2019 an estimated 700,000 people age 65 and older in the United States will have Alzheimer's when they die.<sup>257</sup> Although some seniors who have Alzheimer's disease at the time of death die from causes that are unrelated to Alzheimer's, many of them die from Alzheimer's disease itself or from conditions in which Alzheimer's was a contributing cause, such as pneumonia.

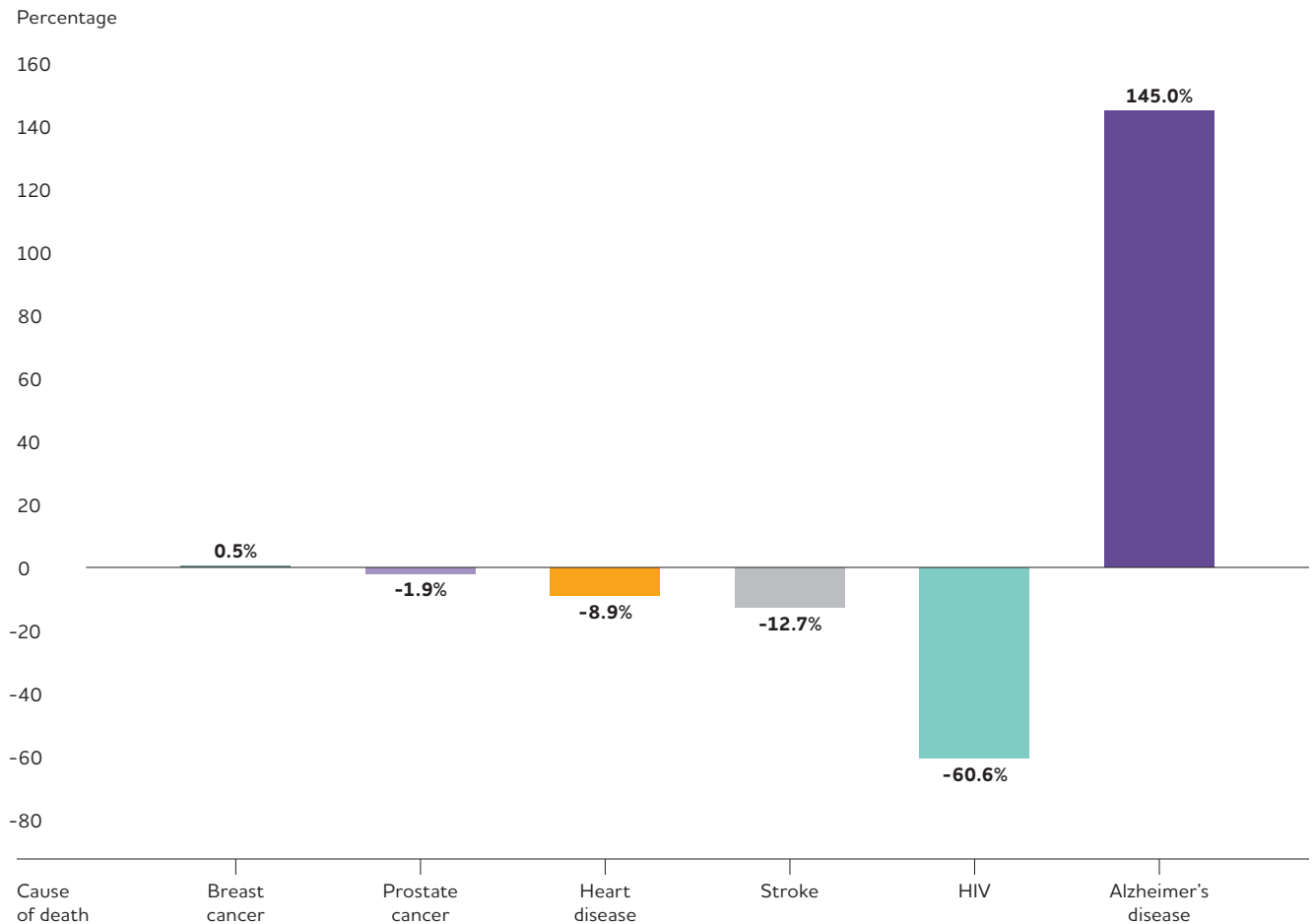
Irrespective of the cause of death, among people age 70, 61 percent of those with Alzheimer's dementia are expected to die before age 80 compared with 30 percent of people without Alzheimer's dementia.<sup>258</sup>

## Public Health Impact of Deaths from Alzheimer's Disease

As the population of the United States ages, Alzheimer's is becoming a more common cause of death. Although deaths from other major causes have *decreased* significantly or remained approximately the same, official records indicate that deaths from Alzheimer's disease have *increased* significantly. Between 2000 and 2017, the number of deaths from Alzheimer's disease as recorded on death certificates has more than doubled, increasing 145 percent, while the number of deaths from the number one cause of death (heart disease) decreased 9 percent (Figure 5, see page 26).<sup>248,259</sup> The increase in the number of death certificates listing Alzheimer's as the underlying cause of death probably reflects both changes in patterns of reporting deaths on death certificates over time as well as an increase in the actual number of deaths attributable to Alzheimer's.

## State-by-State Deaths from Alzheimer's Disease

Table 5 (see page 27) provides information on the number of deaths due to Alzheimer's by state in 2017, the most recent year for which state-by-state data are available. This information was obtained from death certificates and reflects the condition identified by the physician as the underlying cause of death. The table also provides annual mortality rates by state to compare the risk of death

**FIGURE 5****Percentage Changes in Selected Causes of Death (All Ages) Between 2000 and 2017**

Created from data from the National Center for Health Statistics.<sup>248,259</sup>

due to Alzheimer's disease across states with varying population sizes. For the United States as a whole, in 2017, the mortality rate for Alzheimer's disease was 37.3 deaths per 100,000 people.<sup>A12,248</sup>

### Alzheimer's Disease Death Rates

As shown in Figure 6 (see page 28), the rate of deaths due to Alzheimer's has risen substantially since 2000.<sup>248</sup> Table 6 (see page 28) shows that the rate of death from Alzheimer's increases dramatically with age, especially after age 65.<sup>A12,248</sup> The increase in the Alzheimer's death rate over time has disproportionately affected the oldest-old.<sup>259</sup> Between 2000 and 2017, the death rate from Alzheimer's increased 31 percent for people age 65 to 74, but increased 57 percent for people age 75 to 84 and 86 percent for people age 85 and older.<sup>248</sup> A recent report by the CDC determined that even after adjusting

for differences in age distributions over time, the annual Alzheimer's death rate in the United States increased substantially between 1999 and 2014.<sup>260</sup> Therefore, the growing proportion of older adults in the country is not the only explanation for the increase in Alzheimer's death rates. Other possible reasons include fewer deaths from other common causes of deaths in old age such as heart disease and stroke; increased diagnosis of Alzheimer's especially at earlier stages; and increased reporting of Alzheimer's as a cause of death by physicians and others who fill out death certificates.<sup>260</sup>

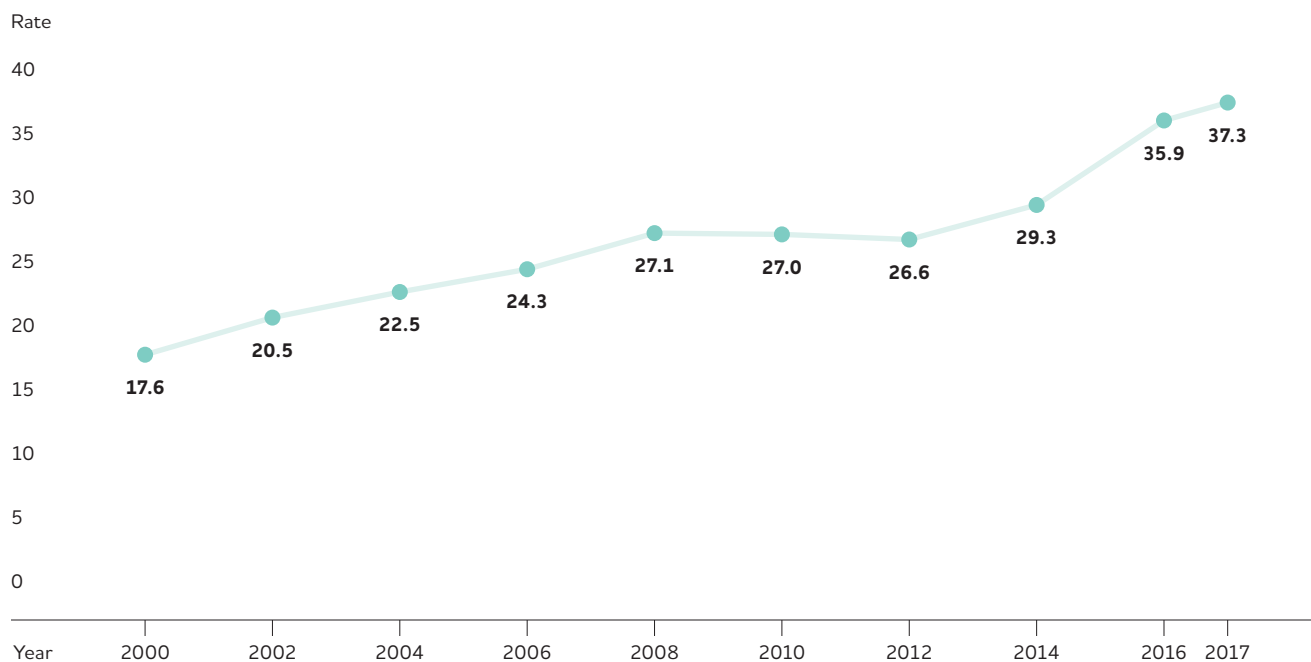
### Duration of Illness from Diagnosis to Death

Studies indicate that people age 65 and older survive an average of 4 to 8 years after a diagnosis of Alzheimer's dementia, yet some live as long as 20 years with Alzheimer's dementia.<sup>182,261-268</sup> This reflects the slow,

**TABLE 5****Number of Deaths and Annual Mortality Rate (per 100,000) due to Alzheimer's Disease by State, 2017**

State	Number of Deaths	Mortality Rate	State	Number of Deaths	Mortality Rate
Alabama	2,563	52.6	Montana	285	27.1
Alaska	98	13.2	Nebraska	698	36.4
Arizona	3,058	43.6	Nevada	779	26.0
Arkansas	1,436	47.8	New Hampshire	436	32.5
California	16,238	41.1	New Jersey	2,829	31.4
Colorado	1,830	32.6	New Mexico	572	27.4
Connecticut	1,077	30.0	New York	3,521	17.7
Delaware	377	39.2	North Carolina	4,289	41.7
District of Columbia	125	18.0	North Dakota	387	51.2
Florida	6,980	33.3	Ohio	5,117	43.9
Georgia	4,298	41.1	Oklahoma	1,752	44.6
Hawaii	465	32.6	Oregon	1,850	44.7
Idaho	672	39.1	Pennsylvania	4,213	32.9
Illinois	4,021	31.4	Rhode Island	435	41.1
Indiana	2,771	41.6	South Carolina	2,549	50.7
Iowa	1,597	50.8	South Dakota	444	51.1
Kansas	894	30.7	Tennessee	3,522	52.4
Kentucky	1,765	39.6	Texas	9,545	33.7
Louisiana	2,188	46.7	Utah	991	31.9
Maine	601	45.0	Vermont	370	59.3
Maryland	1,191	19.7	Virginia	2,549	30.1
Massachusetts	1,841	26.8	Washington	3,710	50.1
Michigan	4,428	44.4	West Virginia	770	42.4
Minnesota	2,474	44.4	Wisconsin	2,428	41.9
Mississippi	1,626	54.5	Wyoming	212	36.6
Missouri	2,545	41.6	<b>U.S. Total</b>	<b>121,404</b>	<b>37.3</b>

Created from data from the National Center for Health Statistics.<sup>A12,248</sup>

**FIGURE 6****U.S. Annual Alzheimer's Death Rate (per 100,000 People) by Year**

Created from data from the National Center for Health Statistics.<sup>248</sup>

**TABLE 6****U.S. Annual Alzheimer's Death Rates (per 100,000 People) by Age and Year**

Age	2000	2002	2004	2006	2008	2010	2012	2014	2016	2017
45-54	0.2	0.1	0.2	0.2	0.2	0.3	0.2	0.2	0.2	0.2
55-64	2.0	1.9	1.8	2.1	2.2	2.1	2.2	2.1	2.7	2.8
65-74	18.7	19.6	19.5	19.9	21.1	19.8	17.9	19.6	23.6	24.5
75-84	139.6	157.7	168.5	175.0	192.5	184.5	175.4	185.6	214.1	219.7
85+	667.7	790.9	875.3	923.4	1,002.2	987.1	936.1	1,006.8	1,216.9	1,244.7

Created from data from the National Center for Health Statistics.<sup>A12,248</sup>

insidious and uncertain progression of Alzheimer's. Of the total number of years that they live with Alzheimer's dementia, individuals will spend an average of 40 percent of this time in dementia's most severe stage.<sup>258</sup> Much of this time will be spent in a nursing home. At age 80, approximately 75 percent of people living with Alzheimer's dementia are expected to live in a nursing home compared with only 4 percent of the general population at age 80.<sup>258</sup> In all, an estimated two-thirds of those who die of dementia do so in

nursing homes, compared with 20 percent of people with cancer and 28 percent of people dying from all other conditions.<sup>269</sup>

### Burden of Alzheimer's Disease

The long duration of illness before death contributes significantly to the public health impact of Alzheimer's disease because much of that time is spent in a state of disability and dependence. Scientists have developed methods to measure and compare the burden of different

diseases on a population in a way that takes into account not only the number of people with the condition, but also the number of years of life lost due to that disease and the number of healthy years of life lost by virtue of being in a state of disability. The primary measure of disease burden is called disability-adjusted life years (DALYs), which is the sum of the number of years of life lost due to premature mortality (YLLs) and the number of years lived with disability (YLDs), totaled across all those with the disease or injury. These measures indicate that Alzheimer's is a very burdensome disease, not only to the individuals with the disease, but also to their families and informal caregivers, and that the burden of Alzheimer's has increased more dramatically in the United States than the burden of other diseases in recent years. According to the most recent Global Burden of Disease classification system, Alzheimer's disease rose from the 12th most burdensome disease or injury in the United States in 1990 to the 6th in 2016 in terms of DALYs. In 2016, Alzheimer's disease was the 4th highest disease or injury in terms of YLLs and the 19th in terms of YLDs.<sup>270</sup>

Taken together, these statistics indicate that not only is Alzheimer's disease responsible for the deaths of more and more Americans, but also that the disease is contributing to more and more cases of poor health and disability in the United States.

CAREGIVING

MORE THAN

18.5

BILLION

hours of informal care were provided by Alzheimer's and other dementia caregivers in 2018, a contribution to the nation valued at nearly \$234 billion.



**Caregiving** refers to attending to another person's health needs. Caregiving often includes assistance with one or more activities of daily living (ADLs), including bathing and dressing, as well as multiple instrumental activities of daily living (IADLs), such as paying bills, shopping and using transportation.<sup>271-272</sup> Caregivers also provide emotional support to people with Alzheimer's as well as many other forms of help (e.g., communicating and coordinating care with other family members and health care providers, ensuring safety at home and elsewhere, and managing health conditions; see Table 7, page 32). More than 16 million Americans provide unpaid care for people with Alzheimer's or other dementias.<sup>A13</sup> In addition to providing descriptive information, this section compares caregivers of people with dementia to either caregivers of people with other medical conditions, or if that comparison is not available, to non-caregivers.

## Unpaid Caregivers

Eighty-three percent of the help provided to older adults in the United States comes from family members, friends or other unpaid caregivers.<sup>273</sup> Nearly half of all caregivers (48 percent) who provide help to older adults do so for someone with Alzheimer's or another dementia.<sup>274</sup> In 2018, caregivers of people with Alzheimer's or other dementias provided an estimated 18.5 billion hours of informal (that is, unpaid) assistance, a contribution to the nation valued at \$233.9 billion. This is approximately 46 percent of the net value of Walmart's total revenue in 2018 (\$500.3 billion)<sup>275</sup> and 10 times the total revenue of McDonald's in 2017 (\$22.8 billion).<sup>276</sup> The total lifetime cost of care for someone with dementia was estimated at \$350,174 in 2018 dollars. The costs associated with family care make up 70 percent of lifetime dementia care costs.<sup>277-278</sup> These estimates may underestimate the impact of a relative's dementia on family caregivers' health and workplace productivity.<sup>279</sup>

The three primary reasons caregivers provide care and assistance to a person with Alzheimer's or another dementia are (1) the desire to keep a family member or friend at home (65 percent), (2) proximity to the person with dementia (48 percent) and (3) the caregiver's perceived obligation to the person with dementia (38 percent).<sup>A14</sup> Individuals with dementia living in the community are more likely than older adults without dementia to rely on multiple unpaid caregivers (often family members); 30 percent of older adults with dementia rely on three or more unpaid caregivers, whereas 23 percent of older adults without dementia rely on three or more unpaid caregivers.<sup>280</sup> Only a small percentage of older adults with dementia do not receive help from family members or other informal care providers (8 percent). Of these individuals, nearly half live alone, perhaps making it more difficult to ask for and receive informal care.<sup>280</sup> Living

alone with dementia may be a particular challenge for certain subgroups, such as lesbian, gay, bisexual and transgender (LGBT) individuals who may experience greater isolation for reasons ranging from social stigma to a diminished social network of available care providers.<sup>281</sup>

## Who Are the Caregivers?

Several sources have examined the demographic background of family caregivers of people with Alzheimer's or other dementias in the United States, and found the following:<sup>A14,282-286</sup>

- Approximately two-thirds of dementia caregivers are women.<sup>A14,282-283</sup>
- About one in three caregivers (34 percent) is age 65 or older.<sup>A14</sup>
- Over 60 percent of caregivers are married, living with a partner or in a long-term relationship.<sup>A14,283</sup>
- Two-thirds of caregivers are non-Hispanic white,<sup>A14,282-283,286</sup> while 10 percent are black/African American, 8 percent are Hispanic, and 5 percent are Asian.<sup>A14</sup> These percentages may in part reflect the prevalence of Alzheimer's disease and related dementias among different racial/ethnic groups.
- Approximately 40 percent of dementia caregivers have a college degree or more education.<sup>A14,283,286</sup>
- Forty-one percent of caregivers have a household income of \$50,000 or less.<sup>A14</sup>
- Among primary caregivers (individuals who indicate having the most responsibility for helping their relatives) of people with dementia, over half take care of their parents.<sup>285,287-289</sup>
- Most caregivers (66 percent) live with the person with dementia in the community.<sup>280</sup>
- Approximately one-quarter of dementia caregivers are "sandwich generation" caregivers — meaning that they care not only for an aging parent, but also for children under age 18.<sup>A14,286-287</sup>

## Caregiving and Women

The responsibilities of caring for someone with dementia often fall to women. As mentioned above, approximately two-thirds of dementia caregivers are women,<sup>A14,282-283,288-289</sup> and over one-third of dementia caregivers are daughters.<sup>273,280</sup> It is more common for wives to provide informal care for a husband than vice versa.<sup>290</sup> On average, female caregivers spend more time caregiving than male caregivers.<sup>280</sup> According to the 2014 Alzheimer's Association Women and Alzheimer's Poll, which surveyed both men and women, of those providing care for 21 to more than 60 hours per week, 67 percent were women.<sup>291</sup> Similarly, the 2015-17 BRFSS surveys found that of all dementia caregivers who spend more than 40 hours per week providing care, 73 percent were women.<sup>287</sup> Two and a half

**TABLE 7****Dementia Caregiving Tasks**

Helping with instrumental activities of daily living (IADLs), such as household chores, shopping, preparing meals, providing transportation, arranging for doctor's appointments, managing finances and legal affairs, and answering the telephone.

Helping the person take medications correctly, either via reminders or direct administration of medications.

Helping the person adhere to treatment recommendations for dementia or other medical conditions.

Assisting with personal activities of daily living (ADLs), such as bathing, dressing, grooming and feeding and helping the person walk, transfer from bed to chair, use the toilet and manage incontinence.

Managing behavioral symptoms of the disease such as aggressive behavior, wandering, depressive mood, agitation, anxiety, repetitive activity and nighttime disturbances.

Finding and using support services such as support groups and adult day service programs.

Making arrangements for paid in-home, nursing home or assisted living care.

Hiring and supervising others who provide care.

Assuming additional responsibilities that are not necessarily specific tasks, such as:

- Providing overall management of getting through the day.
- Addressing family issues related to caring for a relative with Alzheimer's disease, including communication with other family members about care plans, decision-making and arrangements for respite for the main caregiver.
- Managing other health conditions (i.e., "comorbidities"), such as arthritis, diabetes or cancer.
- Providing emotional support and a sense of security.

times as many women reported living with the person with dementia full time.<sup>291</sup> Of those providing care to someone with dementia for more than 5 years, 63 percent are women.<sup>287</sup> Similarly, caregivers who are women may experience slightly higher levels of burden, impaired mood, depression and impaired health than men, with evidence suggesting that these differences arise because female caregivers tend to spend more time caregiving, assume more caregiving tasks, and care for someone with more cognitive, functional and/or behavioral problems.<sup>292-293</sup> Of dementia caregivers who indicate a need for individual counseling, support groups or respite care, the large majority are women (individual counseling, 83 percent versus 17 percent; support groups, 73 percent versus 27 percent; and respite care, 71.5 percent versus 28.5 percent).

**Caregiving Tasks**

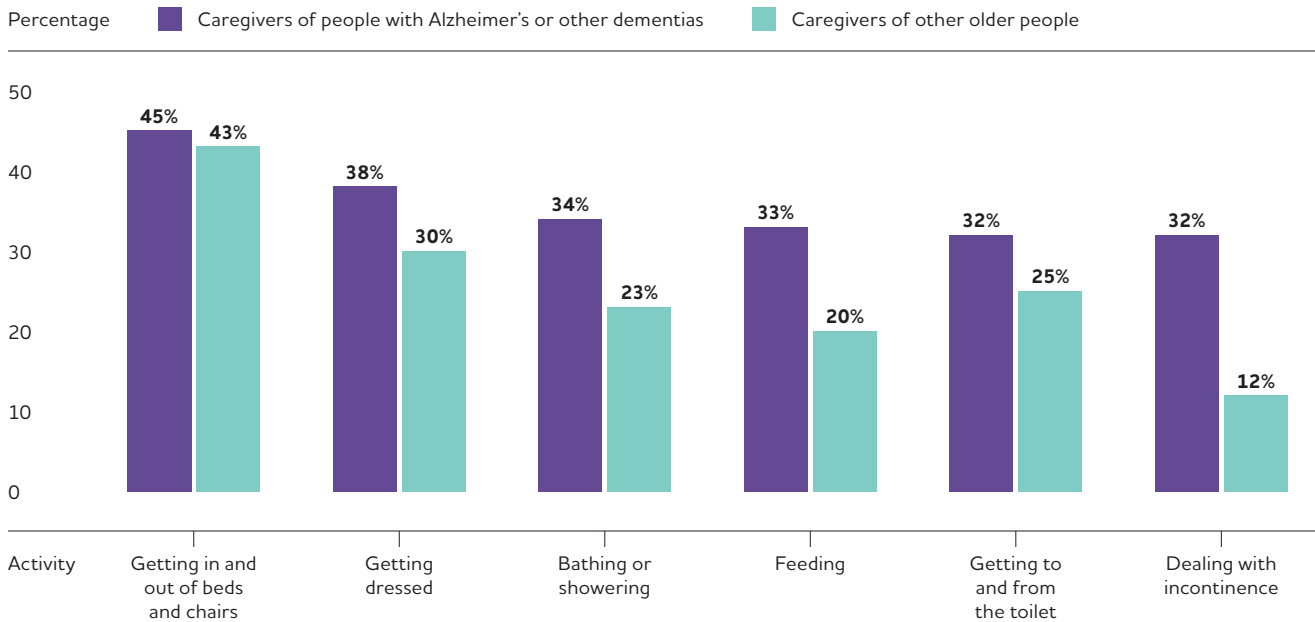
The care provided to people with Alzheimer's or other dementias is wide-ranging and in some instances all-encompassing. Table 7 summarizes some of the most common types of dementia care provided.

Though the care provided by family members of people with Alzheimer's or other dementias is somewhat similar to the help provided by caregivers of people with other conditions, dementia caregivers tend to provide more extensive assistance. Family caregivers of people with dementia are more likely to monitor the health of people living with dementia than are caregivers of people without dementia (79 percent versus 66 percent).<sup>294</sup> Data from the 2011 National Health and Aging Trends Study<sup>274,282</sup> indicated that caregivers of people with dementia are more likely than caregivers of people without dementia to provide help with self-care and mobility (85 percent versus 71 percent) and health or medical care (63 percent versus 52 percent). Seventy-seven percent of older adults with dementia receive informal assistance with at least one ADL or household activity in contrast to only 20 percent of older adults without dementia; nearly 40 percent of people with dementia receive informal help with three or more ADLs compared with 14 percent of people without dementia.<sup>280</sup> Figure 7 illustrates how family caregivers of people with dementia are more likely than caregivers of other older people to assist with ADLs. Over half of individuals with dementia (53 percent) receive assistance from family members or other informal caregivers for ADLs compared with 11 percent of older adults without dementia.<sup>286</sup>

In addition to assisting with ADLs, more caregivers of people with Alzheimer's or other dementias advocate for these individuals with community agencies and care providers (65 percent) and manage finances (68 percent) compared with caregivers of people without dementia (46 percent and 50 percent, respectively).<sup>286</sup> More caregivers of people with Alzheimer's or other dementias arrange for outside services (46 percent) and communicate with health care professionals (80 percent) compared with caregivers of people without dementia (27 percent and 59 percent, respectively).<sup>286</sup> Caregivers of people with dementia are more likely to coordinate health care for these individuals than caregivers of people without dementia (86 percent versus 72 percent).<sup>282</sup> One in five caregivers of people with Alzheimer's or other dementias (22 percent) report problems dealing with a bank or credit union when helping to manage the finances of people living with dementia, compared with 9 percent of caregivers of people without dementia.<sup>286</sup> Caring for a person with dementia

**FIGURE 7**

### Proportion of Caregivers of People with Alzheimer's or Other Dementias Versus Caregivers of Other Older People Who Provide Help with Specific Activities of Daily Living, United States, 2015



Created from data from the National Alliance for Caregiving and AARP.<sup>286</sup>

also means managing symptoms that caregivers of people with other diseases may not face, such as neuropsychiatric symptoms (for example, anxiety, apathy and lack of inhibition) and severe behavioral problems. Family caregivers of people with Alzheimer's or other dementias are more likely than family caregivers of people without dementia to help with emotional or mental health problems (41 percent versus 16 percent) and behavioral issues (15 percent versus 4 percent).<sup>286</sup>

When a person with Alzheimer's or another dementia moves to an assisted living residence or a nursing home, the help provided by his or her family caregiver usually changes from the comprehensive care summarized in Table 7 to providing emotional support, interacting with facility staff and advocating for appropriate care. However, some family caregivers continue to help with bathing, dressing and other ADLs.<sup>295-297</sup>

#### Duration of Caregiving

Eighty-six percent of dementia caregivers have provided care and assistance for at least the past year, according to the national 2014 Alzheimer's Association Women and Alzheimer's Poll.<sup>A14</sup> According to another study, well over half (57 percent) of family caregivers of people with Alzheimer's or other dementias in the community had provided care for 4 or more years.<sup>280</sup> More than six in 10 (63 percent) Alzheimer's caregivers expect to continue

having care responsibilities for the next 5 years compared with less than half of caregivers of people without dementia (49 percent).<sup>286</sup>

#### Hours of Unpaid Care and Economic Value of Caregiving

In 2018, the 16.2 million family and other unpaid caregivers of people with Alzheimer's or other dementias provided an estimated 18.5 billion hours of unpaid care. This number represents an average of 21.9 hours of care per caregiver per week, or 1,139 hours of care per caregiver per year.<sup>A15</sup> With this care valued at \$12.64 per hour,<sup>A16</sup> the estimated economic value of care provided by family and other unpaid caregivers of people with dementia across the United States was \$233.9 billion in 2018. Table 8 (see pages 36-37) shows the total hours of unpaid care as well as the value of care provided by family and other unpaid caregivers for the United States and each state. Unpaid caregivers of people with Alzheimer's or other dementias provided care valued at more than \$4 billion in each of 21 states. Unpaid caregivers in each of the four most populous states — California, Florida, New York and Texas — provided care valued at more than \$14 billion. A longitudinal study of the monetary value of family caregiving for people with dementia found that the overall value of daily family care increased 18 percent with each additional year of providing care, and that the value of this care

increased as the people living with dementia's cognitive abilities declined.<sup>298-299</sup> Additional research is needed to estimate the future value of family care for people with Alzheimer's disease and other dementias as the U.S. population continues to age.

Apart from its long duration, the immediate demands of caregiving are also time-intensive. Caregivers of people with dementia report providing 27 hours more care per month on average (92 hours versus 65 hours) than caregivers of people without dementia, with over half providing more than 21 hours of care per week.<sup>282,294</sup> A 2017 national poll found that 42 percent of caregivers of people with dementia provided care for an average of 9 hours per day.<sup>289</sup> An analysis of national caregiving trends from 1999 to 2015 found that the average hours of care per week increased from 45 in 1999 to 48 in 2015 for dementia caregivers; over the same time period, weekly hours of care decreased for non-dementia caregivers from 34 to 24.<sup>300</sup>

### **Impact of Alzheimer's Caregiving**

Caring for a person with Alzheimer's or another dementia poses special challenges. For example, people in the middle to later stages of Alzheimer's experience losses in judgment, orientation, and the ability to understand and communicate effectively. Family caregivers must often help people with Alzheimer's manage these issues. The personality and behavior of a person with Alzheimer's are affected as well, and these changes are often among the most challenging for family caregivers.<sup>301-303</sup> Individuals with Alzheimer's also require increasing levels of supervision and personal care as the disease progresses. As symptoms worsen, the care required of family members can result in increased emotional stress and depression; new or exacerbated health problems; and depleted income and finances due in part to disruptions in employment and paying for health care or other services for themselves and people living with dementia.<sup>304-312</sup>

### **Caregiver Emotional and Social Well-Being**

The intimacy, shared experiences and memories that are often part of the relationship between a caregiver and person living with dementia may also be threatened due to the memory loss, functional impairment and psychiatric/behavioral disturbances that can accompany the progression of Alzheimer's. However, in a national poll, 45 percent of respondents indicated that caring for someone with dementia was very rewarding.<sup>289</sup> Although caregivers report positive feelings about caregiving, such as family togetherness and the satisfaction of helping others,<sup>A14,313-318</sup> they also frequently report higher levels of stress.

### Stress

- More dementia caregivers were classified as having a high level of burden than caregivers of people without dementia (46 percent versus 38 percent) based on the 2015 National Alliance for Caregiving/American Association of Retired Persons (NAC/AARP) survey's Burden of Care Index, which combined the number of hours of care and the number of ADL tasks performed by the caregiver into a single numerical score.<sup>286</sup>
- Compared with caregivers of people without dementia, twice as many caregivers of those with dementia indicate substantial emotional, financial and physical difficulties.<sup>282</sup>
- Fifty-nine percent of family caregivers of people with Alzheimer's or other dementias rated the emotional stress of caregiving as high or very high (Figure 8).<sup>A14</sup> Nearly half of dementia caregivers (49 percent) indicate that providing help is highly stressful compared with 35 percent of caregivers of people without dementia.<sup>286</sup>

### Depression and Mental Health

- Approximately 30 to 40 percent of family caregivers of people with dementia suffer from depression, compared with 5 to 17 percent of non-caregivers of similar ages.<sup>319-324</sup> A recent meta-analysis reported that caregivers of people with dementia were significantly more likely to experience depression and anxiety than non-caregivers.<sup>293</sup>
- The prevalence of depression (see above) is higher among dementia caregivers than other caregivers, such as those who provide help to individuals with schizophrenia (20 percent) or stroke (19 percent).<sup>323-325</sup>
- Depression risk increases as cognitive impairment worsens in the person with dementia.<sup>326</sup>
- In a meta-analysis, type of relationship was the strongest predictor of caregiver depression; caregivers of spouses had two and a half times higher odds of having depression than caregivers of people who were not spouses.<sup>323</sup>
- The prevalence of anxiety among dementia caregivers is 44 percent, which is higher than among caregivers of people with stroke (31 percent), for example.<sup>323-324</sup>
- Caregivers of individuals with Alzheimer's report more subjective cognitive problems (for example, problems with memory) and experience greater declines in cognition over time than non-caregivers matched on age and other characteristics.<sup>327-328</sup>
- Caring for people with dementia who have four or more behavioral and psychological symptoms (for example, aggression, self-harm and wandering) represents a "tipping point" for family caregivers, as they are more likely to report clinically meaningful depression and burden.<sup>329</sup>

### Strain

- Caregivers of people with Alzheimer's or other dementias were twice as likely as caregivers of individuals without dementia (22 percent compared with 11 percent) to report that completing medical/nursing-related tasks (for example, injections, tube feedings and catheter/colostomy care) was difficult.<sup>294</sup>
- Half of caregivers (51 percent) of people with Alzheimer's or another dementia indicate having no experience performing medical/nursing-related tasks,<sup>294</sup> and they often lack the information or resources necessary to manage complex medication regimens.<sup>330-333</sup>
- According to the 2014 Alzheimer's Association poll of caregivers, respondents often believed they had no choice in taking on the role of caregiver.<sup>A14</sup>
- The poll also found that more than half of women with children under age 18 felt that caregiving for someone with Alzheimer's was more challenging than caring for children (53 percent).<sup>A14</sup>
- Many caregivers of people with Alzheimer's or other dementias provide help alone. Forty-one percent of dementia caregivers in the 2014 Alzheimer's Association poll reported that no one else provided unpaid assistance.<sup>A14</sup>
- A population-based sample of caregivers found that although dementia caregivers indicated greater strain than non-dementia caregivers, no substantial differences in strain between white and black/African American dementia caregivers were evident.<sup>334</sup>

### Stress of Care Transitions

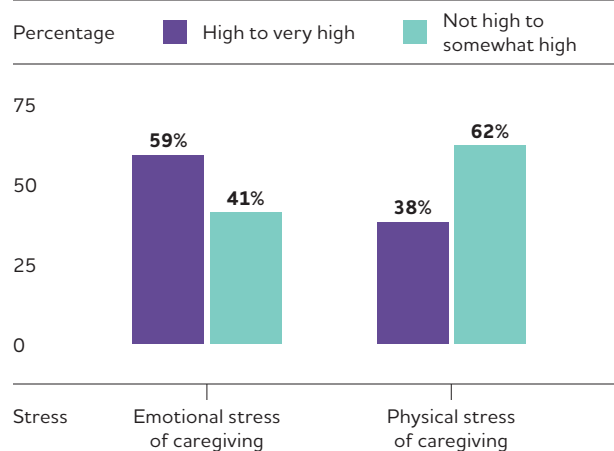
- Admitting a relative to a residential care facility has mixed effects on the emotional and psychological well-being of family caregivers. Some studies suggest that distress remains unchanged or even increases after a relative is admitted to a residential care facility, but other studies have found that distress declines following admission.<sup>297,335-336</sup>
- The demands of caregiving may intensify as people with dementia approach the end of life.<sup>337</sup> In the year before the death of the person living with dementia, 59 percent of caregivers felt they were "on duty" 24 hours a day, and many felt that caregiving during this time was extremely stressful.<sup>338</sup> The same study found that 72 percent of family caregivers experienced relief when the person with Alzheimer's or another dementia died.<sup>338</sup>

### Caregiver Physical Health

For some caregivers, the demands of caregiving may cause declines in their own health. Evidence suggests that the stress of providing dementia care increases caregivers' susceptibility to disease and health complications.<sup>339</sup> As shown in Figure 8, 38 percent

**FIGURE 8**

### Proportion of Caregivers of People with Alzheimer's or Other Dementias Who Report High to Very High Emotional and Physical Stress Due to Caregiving



Created from data from the Alzheimer's Association.<sup>A14</sup>

of Alzheimer's and other dementia caregivers indicate that the physical stress of caregiving is high to very high.<sup>A14</sup> Building on this, a recent analysis found that 29 percent of caregivers of people with Alzheimer's or other dementias report that providing care results in high physical strain compared with 17 percent of caregivers of people without dementia.<sup>286</sup> The distress associated with caring for a relative with Alzheimer's or another dementia has also been shown to negatively influence the quality of family caregivers' sleep.<sup>340-341</sup>

### General Health

Seventy-four percent of caregivers of people with Alzheimer's or other dementias reported that they were "somewhat concerned" to "very concerned" about maintaining their own health since becoming a caregiver.<sup>A14</sup> Forty-two percent of caregivers of people with Alzheimer's or another dementia report that their health is excellent or very good, which is lower than caregivers of people without dementia (50 percent).<sup>286</sup> In addition, 35 percent of caregivers of people with Alzheimer's or another dementia report that their health has gotten worse due to care responsibilities compared with 19 percent of caregivers of people without dementia.<sup>286</sup> A 2017 poll reported that 27 percent of dementia caregivers delayed or did not do things they should for their own health.<sup>289</sup> Dementia caregivers indicated lower health-related quality of life than non-caregivers and are more likely than non-caregivers or other caregivers to report that their health is fair or poor.<sup>306,310,342-344</sup> Data from the Health and Retirement Study showed that dementia caregivers who provided

**TABLE 8**
**Number of Caregivers of People with Alzheimer's or Other Dementias, Hours of Unpaid Care, Economic Value of Unpaid Care and Higher Health Care Costs of Caregivers by State, 2018\***

State	Number of Caregivers (in thousands)	Hours of Unpaid Care (in millions)	Value of Unpaid Care (in millions of dollars)	Higher Health Care Costs of Caregivers (in millions of dollars) <sup>†</sup>
Alabama	305	347	\$4,392	\$200
Alaska	33	38	479	33
Arizona	339	386	4,883	198
Arkansas	178	203	2,560	119
California	1,621	1,846	23,337	1,109
Colorado	252	287	3,631	155
Connecticut	178	202	2,559	158
Delaware	55	62	786	50
District of Columbia	29	33	415	31
Florida	1,141	1,299	16,419	832
Georgia	533	607	7,678	317
Hawaii	65	74	941	43
Idaho	85	97	1,223	53
Illinois	588	670	8,471	440
Indiana	340	387	4,890	255
Iowa	136	155	1,961	101
Kansas	151	172	2,179	105
Kentucky	273	311	3,936	197
Louisiana	232	264	3,335	164
Maine	69	79	998	60
Maryland	293	334	4,224	228
Massachusetts	340	387	4,889	324
Michigan	517	589	7,444	376
Minnesota	255	291	3,677	205
Mississippi	207	236	2,979	142
Missouri	317	361	4,568	232

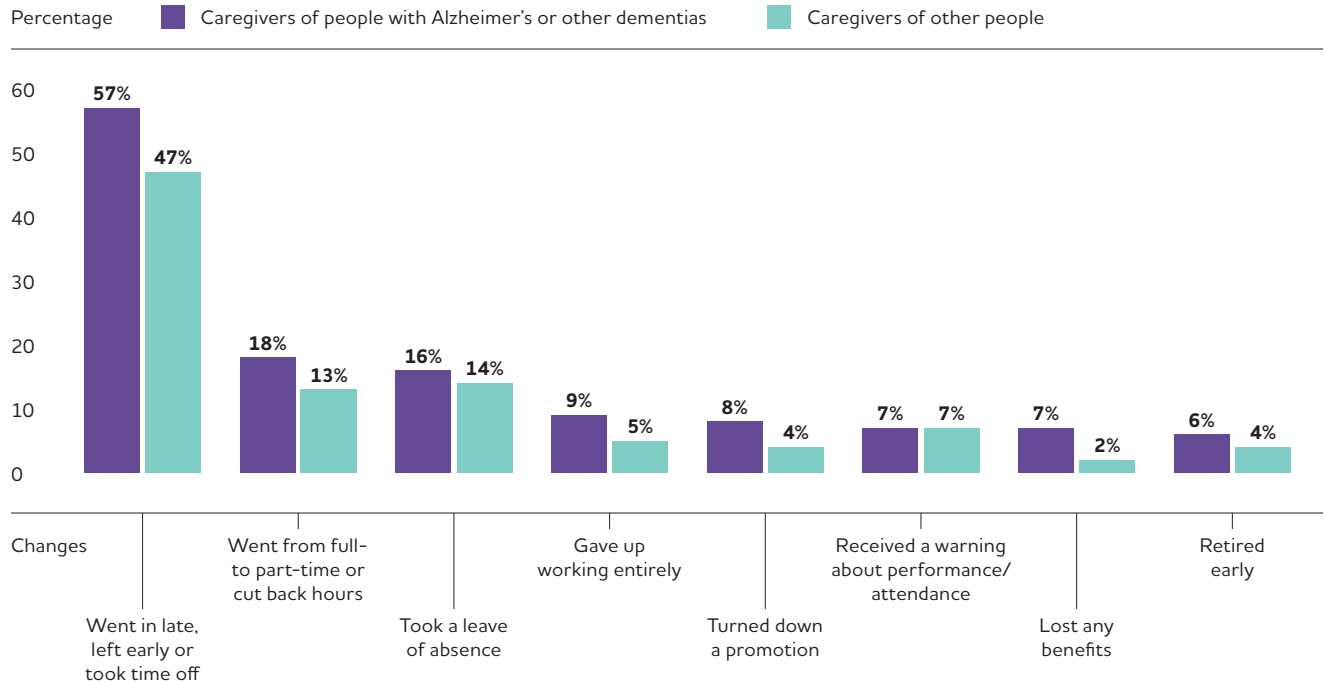
**TABLE 8 (cont.)****Number of Caregivers of People with Alzheimer's or Other Dementias, Hours of Unpaid Care, Economic Value of Unpaid Care and Higher Health Care Costs of Caregivers by State, 2018\***

State	Number of Caregivers (in thousands)	Hours of Unpaid Care (in millions)	Value of Unpaid Care (in millions of dollars)	Higher Health Care Costs of Caregivers (in millions of dollars) <sup>†</sup>
Montana	50	57	\$723	\$37
Nebraska	83	94	1,190	63
Nevada	151	172	2,168	91
New Hampshire	68	77	974	59
New Jersey	448	511	6,455	359
New Mexico	108	123	1,552	70
New York	1,014	1,155	14,594	895
North Carolina	473	538	6,806	311
North Dakota	30	35	437	27
Ohio	603	687	8,681	474
Oklahoma	224	256	3,230	154
Oregon	186	212	2,682	136
Pennsylvania	676	770	9,732	565
Rhode Island	53	61	769	46
South Carolina	313	357	4,511	206
South Dakota	38	44	552	31
Tennessee	439	500	6,324	291
Texas	1,429	1,627	20,570	903
Utah	155	177	2,235	84
Vermont	30	34	434	28
Virginia	465	529	6,693	317
Washington	348	396	5,011	249
West Virginia	106	121	1,527	90
Wisconsin	195	222	2,802	154
Wyoming	28	31	396	21
<b>U.S. Total</b>	<b>16,250</b>	<b>18,505</b>	<b>\$233,903</b>	<b>\$11,789</b>

\*State totals may not add to the U.S. total due to rounding.

<sup>†</sup>Higher health care costs are the dollar amount difference between the weighted per capita personal health care spending of caregivers and non-caregivers in each state.<sup>A17</sup>

Created from data from the 2009 BRFSS, U.S. Census Bureau, Centers for Medicare & Medicaid Services, National Alliance for Caregiving, AARP and U.S. Department of Labor.<sup>A13, A15, A16, A17</sup>

**FIGURE 9****Work-Related Changes Among Caregivers of People with Alzheimer’s or Other Dementias Who Had Been Employed at Any Time Since They Began Caregiving**

Created from data from the National Alliance for Caregiving and AARP.<sup>286</sup>

care to spouses were much more likely (41 percent increased odds) than other spousal caregivers of similar age to become increasingly frail during the time between becoming a caregiver and their spouse’s death.<sup>345</sup> Other studies, however, suggest that caregiving tasks have the positive effect of keeping older caregivers more physically active than non-caregivers.<sup>346</sup>

#### Physiological Changes

The chronic stress of caregiving may be associated with physiological changes that could increase the risk of developing chronic conditions. For example, several studies found that under certain circumstances some Alzheimer’s caregivers were more likely to have elevated biomarkers of cardiovascular disease risk and impaired kidney function risk than those who were not caregivers.<sup>347-352</sup>

Caregivers of a spouse with Alzheimer’s or another dementia are more likely than married non-caregivers to have physiological changes that may reflect declining physical health, including high levels of stress hormones,<sup>353</sup> impaired immune function,<sup>304,354</sup> slow wound healing,<sup>355</sup> coronary heart disease,<sup>356</sup> impaired function of the endothelium (the inner lining of blood vessels) and increased incidence of hypertension.<sup>304,353-360</sup> However,

reviews of studies examining the association between caregiving and biomarkers of stress and inflammation (e.g., cortisol) found few consistent results, suggesting the need for greater work in this area.

#### Health Care

The physical and emotional impact of dementia caregiving is estimated to have resulted in \$11.8 billion in health care costs in the United States in 2018.<sup>A17</sup> Table 8 (pages 36-37) shows the estimated higher health care costs for caregivers of people with Alzheimer’s or other dementias in each state. In separate studies, hospitalization and emergency department visits were more likely for dementia caregivers who helped care for people who were depressed, had low functional status or had behavioral disturbances.<sup>361-362</sup> Increased depressive symptoms among caregivers over time are also linked to more frequent doctor visits, a higher number of outpatient tests and procedures, and greater use of over-the-counter and prescription medications.<sup>362</sup>

#### Mortality

The health of a person with dementia may also affect the caregiver’s risk of dying, although studies have reported mixed findings.<sup>363</sup> In one study, caregivers of spouses who were hospitalized and had dementia in their medical records were more likely to die in the following year than caregivers



**TABLE 9****Type and Focus of Caregiver Interventions**

Type	Focus
Case management	Provides assessment, information, planning, referral, care coordination and/or advocacy for family caregivers.
Psychoeducational approaches	Include a structured program that provides information about the disease, resources and services, and about how to expand skills to effectively respond to symptoms of the disease (that is, cognitive impairment, behavioral symptoms and care-related needs). Include lectures, discussions and written materials and are led by professionals with specialized training.
Counseling	Aims to resolve pre-existing personal problems that complicate caregiving to reduce conflicts between caregivers and care recipients and/or improve family functioning.
Support groups	Are less structured than psychoeducational or psychotherapeutic interventions. Support groups provide caregivers the opportunity to share personal feelings and concerns to overcome feelings of social isolation.
Respite	Provides planned, temporary relief for the caregiver through the provision of substitute care; examples include adult day services and in-home or institutional respite for a certain number of weekly hours.
Psychotherapeutic approaches	Involve the establishment of a therapeutic relationship between the caregiver and a professional therapist (for example, cognitive-behavioral therapy for caregivers to focus on identifying and modifying beliefs related to emotional distress, developing new behaviors to deal with caregiving demands, and fostering activities that can promote caregiver well-being).
Multicomponent approaches	Are characterized by intensive support strategies that combine multiple forms of interventions, such as education, support and respite into a single, long-term service (often provided for 12 months or more).

Created from data from Pinquart et al. and Gaugler et al.<sup>308,367</sup>

whose spouses were hospitalized but did not have dementia (after accounting for differences in caregiver age).<sup>364</sup> Another study found that caregivers who perceive higher strain due to care responsibilities are at higher risk for death than caregivers who perceive little or no strain.<sup>365</sup>

#### **Caregiver Employment and Finances**

Six in 10 caregivers of people with Alzheimer's or another dementia were employed in the past year while providing care.<sup>286</sup> These individuals worked an average of 35 hours per week while caregiving.<sup>286</sup> Among people who were employed in the past year while providing care to someone with Alzheimer's or another dementia, 57 percent reported sometimes needing to go in late or leave early compared with 47 percent of non-dementia caregivers. Eighteen percent of dementia caregivers reduced their work hours due to care responsibilities, compared with 13 percent of non-dementia caregivers. Other work-related changes among dementia and non-dementia caregivers who had been employed in the past year are summarized in Figure 9.<sup>286</sup>

In 2018, dementia caregivers reported nearly twice the average out-of-pocket costs (e.g., medical, personal care and household expenses for the person with dementia; personal expenses and respite services for the caregiver)

of non-dementia caregivers (\$11,233 versus \$6,075).<sup>278,366</sup> Data from the 2016 Alzheimer's Association Family Impact of Alzheimer's Survey reported in *2016 Alzheimer's Disease Facts and Figures* indicated that among care contributors (a friend or relative who paid for dementia expenses and/or provided care for someone with dementia at least once a month in the prior year), 48 percent cut back on spending and 43 percent cut back on saving due to the out-of-pocket costs of providing help to someone with dementia.<sup>311</sup> Due to care responsibilities in the year prior to the survey, close to four in 10 care contributors indicated that the "food they bought just didn't last, and they didn't have money to get more," and three in 10 ate less because of care-related costs.<sup>311</sup>

#### **Interventions Designed to Assist Caregivers**

For more than 30 years, strategies to support family caregivers of people with Alzheimer's have been developed and evaluated. The types and focus of these strategies (often called "interventions") are summarized in Table 9.<sup>308,367</sup>

In general, the goal of interventions is to improve the health and well-being of dementia caregivers by relieving the negative aspects of caregiving. Some also aim to delay nursing home admission of the person with

dementia by providing caregivers with skills and resources (emotional, social, psychological and/or technological) to continue helping their relatives or friends at home. Specific approaches used in various interventions include providing education to caregivers, helping caregivers manage dementia-related symptoms, improving social support for caregivers and providing caregivers with respite from caregiving duties.

According to a publication on dementia caregiver interventions that reviewed seven meta-analyses and 17 systematic reviews of randomized controlled trials, the following characteristics distinguish interventions that are effective: family caregivers are actively involved in the intervention, in contrast to passively receiving information; the intervention is tailored and flexible to meet the changing needs of family caregivers during the course of a relative's dementia; and the intervention meets the needs not only of caregivers, but of people living with dementia as well.<sup>368</sup> A 2012 report identified 44 interventions in the United States that have benefits for individuals with Alzheimer's or other dementias as well as their family caregivers based on randomized, controlled studies, and more such evaluations are emerging each year.<sup>369-370</sup> A meta-analysis examined the components of dementia caregiver interventions that are most beneficial. Interventions that address caregiving competency initially, gradually address the care needs of the person with dementia, and offer emotional support for loss and grief only when needed appeared most effective in reducing depression among dementia caregivers.<sup>371</sup>

Interventions for dementia caregivers that have demonstrated efficacy in scientific evaluations have been gradually implemented in the community, but are still not widespread or available to all family caregivers.<sup>372-386</sup> When interventions are implemented, they are generally successful at improving how caregiver services are delivered, and have the potential to reach a large number of families while also helping caregivers cope with their responsibilities.<sup>387</sup> In one example, researchers utilized an "agile implementation" process to more rapidly select, localize, evaluate and replicate a collaborative care model for dementia care. This care model has successfully operated for nearly a decade in an Indianapolis health care system.<sup>388</sup> Other efforts have attempted to broaden the reach and accessibility of interventions for dementia caregivers through the use of technologies (for instance, video-phone delivery and online training) and have shown some success.<sup>389-396</sup> The 2017 National Research Summit on Care, Services, and Supports for Persons with Dementia and Their Caregivers convened many of the leading experts in research, practice and policy in dementia care and identified similar research priorities in these areas.<sup>397</sup>

Because caregivers and the settings in which they provide care are diverse, more studies are required to define which interventions are most effective for specific situations and how these interventions are successful.<sup>398-401</sup> Improved tools and measures to personalize services for caregivers to maximize their benefits represent an emerging area of research.<sup>402-407</sup> More studies are also needed to adapt proven interventions or develop new intervention approaches for families from different racial, ethnic and socioeconomic backgrounds and from different geographic settings. Additional research on interventions focused on disease stages is also needed, as well as research on specific intervention needs for LGBT caregivers.<sup>281,408-420</sup>

## **Paid Caregivers**

### **Direct-Care Workers for People with Alzheimer's or Other Dementias**

Direct-care workers, such as nurse aides, home health aides, and personal and home care aides, provide most of the paid long-term care to older adults living at home or in residential settings.<sup>421-422</sup> In nursing homes, nursing assistants make up the majority of staff who work with cognitively impaired residents.<sup>423-425</sup> Nursing assistants help with bathing, dressing, housekeeping, food preparation and other activities. Most nursing assistants are women, and they come from increasingly diverse ethnic, racial and geographic backgrounds.

Direct-care workers have difficult jobs, and they may not receive the training necessary to provide dementia care.<sup>424,426-428</sup> Turnover rates are high among direct-care workers, and recruitment and retention are persistent challenges.<sup>427,429</sup> Inadequate education and challenging work environments have also contributed to higher turnover rates among nursing staff across care environments.<sup>430</sup> Studies have shown that staff training programs to improve the quality of dementia care in nursing homes and hospitals have modest benefits.<sup>426,431-435</sup> The National Academies of Sciences, Engineering, and Medicine have recommended that federal requirements for general direct-care worker training be increased from 75 hours to 120 hours, and that instruction content focus more on knowledge and skills related to caring for individuals with Alzheimer's and other dementias.<sup>427-428</sup>

### **Shortage of Geriatric Health Care Professionals**

Professionals who may receive special training in caring for older adults include physicians, nurse practitioners, registered nurses, social workers, pharmacists, physician assistants and case workers.<sup>427</sup> It is estimated that the United States has approximately half the number of certified geriatricians that it currently needs.<sup>436</sup> As of 2016, there were 7,293 certified geriatricians in the United States,

or one geriatrician for every 1,924 Americans age 65 or older in need of care.<sup>437</sup> The American Geriatrics Society estimates that, due to the increase in vulnerable older Americans who require geriatric care, an additional 23,750 geriatricians should be trained between now and 2030 to meet the needs of an aging U.S. population.<sup>438</sup> There were 234,000 nurse practitioners in the United States in 2016. Nine percent of nurse practitioners had special expertise in gerontological care, and 4 percent of nurse practitioners had expertise in gerontological care with a primary care focus.<sup>439</sup> Less than 1 percent of registered nurses, physician assistants and pharmacists identify themselves as specializing in geriatrics.<sup>427</sup> Although 73 percent of social workers serve clients age 55 and older, only 4 percent have formal certification in geriatric social work.<sup>427</sup> Furthermore, the overall aging of the long-term care workforce may affect the number of paid caregivers.<sup>430</sup>

### Enhancing Health Care for Family Caregivers

There is a growing consensus that professionals caring for people with Alzheimer's and other dementias should acknowledge the role family caregivers play in facilitating the treatment of dementia, and that professionals should assess the well-being of family caregivers to improve overall disease management of the person with dementia.<sup>440-444</sup> Recognizing that the complex care challenges of people with dementia also require interprofessional collaboration and education,<sup>445-446</sup> ongoing efforts have attempted to integrate innovative care management practices with traditional primary care for people with dementia.<sup>447-450</sup> One example involves a skilled professional who serves as the care manager of the person with dementia. The care manager collaborates with primary care physicians and nurse practitioners to develop personalized care plans. These plans can provide support to family caregivers, help people with dementia manage care transitions (for example, a change in care provider or site of care), and ensure the person with dementia has access to appropriate community-based services. Other models include addressing the needs of family caregivers simultaneously with comprehensive disease management of the people living with dementia to improve the quality of life of both family caregivers and people with dementia in the community.<sup>451</sup> Several evaluations have suggested that such approaches have considerable potential for improving outcomes for people with dementia and their family caregivers (for example, delayed nursing home admission and reduction in caregiver distress).<sup>452-459</sup> Current research is attempting to determine the feasibility of these models beyond the specialty settings in which they currently operate.<sup>460-461</sup>

In 2016, the National Academies of Sciences, Engineering, and Medicine released *Families Caring for an Aging America*, a seminal report that includes a

number of recommendations to refocus national health care reform efforts from models of care that center on the patient (person-centered care) to models of care that also explicitly engage and support the patient's family (person- and family-centered care).<sup>462</sup> These service models recognize the important role family members play in providing care and incorporate family caregivers during the delivery of health care to their relatives with dementia. Furthermore, these models encourage health care providers to deliver evidence-based services and support to both caregivers and people living with dementia.<sup>462-463</sup>

In January 2017, Medicare began reimbursing physicians, physician assistants, nurse practitioners and clinical nurse specialists for health care visits that result in a comprehensive dementia care plan. Comprehensive care planning is a core element of effective dementia care management and can result in the delivery of services that potentially enhance quality of life for people with dementia and their caregivers. Effective care planning for people living with dementia should include family caregivers. The Alzheimer's Association has developed a care planning kit ([alz.org/careplanning](http://alz.org/careplanning)) to help guide providers to deliver effective care planning for people with dementia and their family caregivers.

### Trends in Dementia Caregiving

There is some indication that families are better managing the care they provide to relatives with dementia than in the past. From 1999 to 2015, dementia caregivers were significantly less likely to report physical difficulties (from 30 percent in 1999 to 17 percent in 2015) and financial difficulties (from 22 percent in 1999 to 9 percent in 2015) related to care provision. In addition, use of respite care by dementia caregivers increased substantially (from 13 percent in 1999 to 27 percent in 2015).<sup>300</sup> However, as noted above, more work is needed to ensure that interventions for dementia caregivers are available and accessible to those who need them. A 2016 study of the Older Americans Act's National Family Caregiver Support Program found that over half (52 percent) of Area Agencies on Aging did not offer evidence-based family caregiver interventions.<sup>464</sup>

USE AND  
COSTS OF  
HEALTH CARE,  
LONG-TERM  
CARE AND  
HOSPICE

\$290  
BILLION

is the estimated amount  
Alzheimer's and other  
dementias will cost  
in health care, long-  
term care and hospice  
in 2019.

The costs of health care and long-term care for individuals with Alzheimer's or other dementias are substantial, and dementia is one of the costliest conditions to society.<sup>465</sup> Total payments in 2019 (in 2019 dollars) for all individuals with Alzheimer's or other dementias are estimated at \$290 billion (Figure 10). Medicare and Medicaid are expected to cover \$195 billion, or 67 percent, of the total health care and long-term care payments for people with Alzheimer's or other dementias. Out-of-pocket spending is expected to be \$63 billion, or 22 percent of total payments.<sup>A18</sup> Throughout the rest of this section, all costs are reported in 2018 dollars unless otherwise indicated.<sup>A19</sup>

### Total Cost of Health Care and Long-Term Care

Table 10 reports the average annual per-person payments for health care and long-term care services for Medicare beneficiaries age 65 and older with and without Alzheimer's or other dementias. Total per-person health care and long-term care payments in 2018 from all sources for Medicare beneficiaries with Alzheimer's or other dementias were over three times as great as payments for other Medicare beneficiaries in the same age group (\$48,977 per person for those with dementia compared with \$13,976 per person for those without dementia).<sup>A20,466</sup>

Twenty-seven percent of older individuals with Alzheimer's or other dementias who have Medicare also

have Medicaid coverage, compared with 11 percent of individuals without dementia.<sup>466</sup> Medicaid pays for nursing home and other long-term care services for some people with very low income and low assets, and the high use of these services by people with dementia translates into high costs to Medicaid. Average annual Medicaid payments per person for Medicare beneficiaries with Alzheimer's or other dementias (\$8,565) were 23 times as great as average Medicaid payments for Medicare beneficiaries without Alzheimer's or other dementias (\$365) (Table 10).<sup>466</sup>

Despite these and other sources of financial assistance, individuals with Alzheimer's or other dementias still incur high out-of-pocket costs. These costs are for Medicare and other health insurance premiums and for deductibles, copayments and services not covered by Medicare, Medicaid or additional sources of support. On average, Medicare beneficiaries age 65 and older with Alzheimer's or other dementias paid \$10,798 out of pocket annually for health care and long-term care services not covered by other sources (Table 10).<sup>466</sup>

**TABLE 10**

**Average Annual Per-Person Payments by Payment Source for Health Care and Long-Term Care Services, Medicare Beneficiaries Age 65 and Older, with and without Alzheimer's or Other Dementias, in 2018 Dollars**

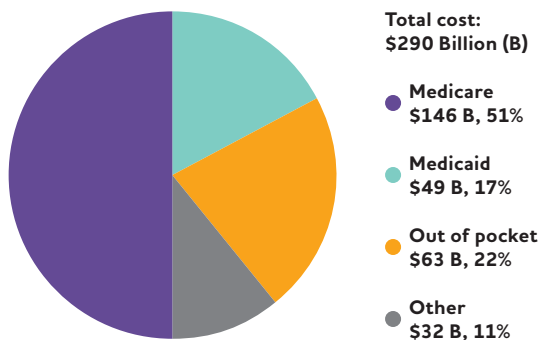
Payment Source	Beneficiaries with Alzheimer's or Other Dementias	Beneficiaries without Alzheimer's or Other Dementias
Medicare	\$24,598	\$7,561
Medicaid	8,565	365
Uncompensated	381	382
Health maintenance organization	1,261	1,544
Private insurance	2,253	1,422
Other payer	937	242
Out of pocket	10,798	2,336
<b>Total*</b>	<b>48,977</b>	<b>13,976</b>

\*Payments from sources do not equal total payments exactly due to the effects of population weighting. Payments for all beneficiaries with Alzheimer's or other dementias include payments for community-dwelling and facility-dwelling beneficiaries.

Created from unpublished data from the Medicare Current Beneficiary Survey for 2011.<sup>466</sup>

**FIGURE 10**

**Distribution of Aggregate Costs of Care by Payment Source for Americans Age 65 and Older with Alzheimer's or Other Dementias, 2019\***

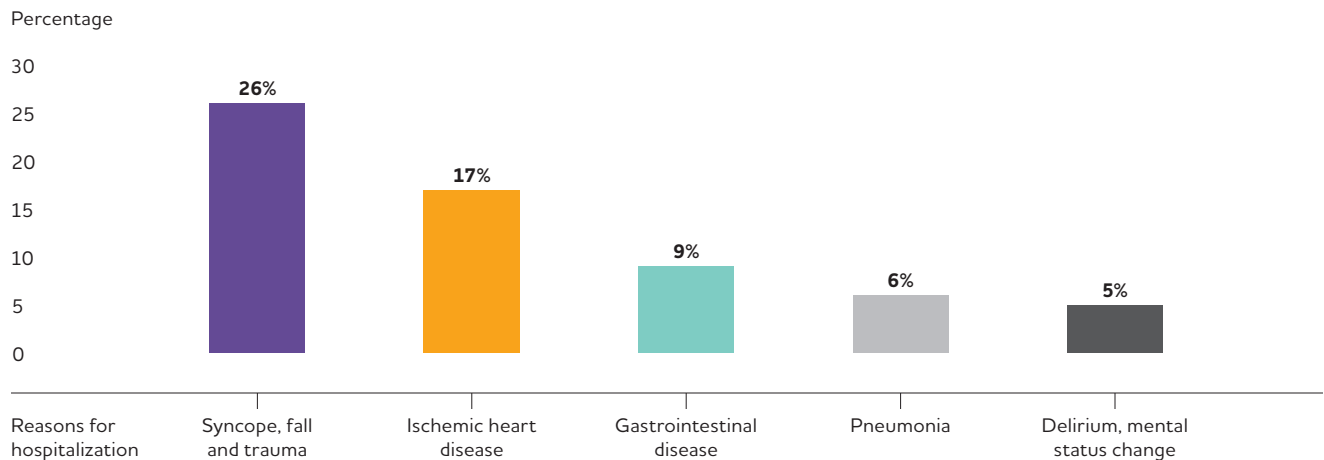


\*Data are in 2019 dollars.

Created from data from the Lewin Model.<sup>A18</sup> "Other" payment sources include private insurance, health maintenance organizations, other managed care organizations and uncompensated care.

**FIGURE 11**

### Reasons for Hospitalization of Individuals with Alzheimer's Dementia: Percentage of Hospitalized Individuals by Admitting Diagnosis\*



\*All hospitalizations for individuals with a clinical diagnosis of probable or possible Alzheimer's were used to calculate percentages. The remaining 37 percent of hospitalizations were due to other reasons.

Created from data from Rudolph et al.<sup>474</sup>

Researchers have evaluated the additional or “incremental” health care, residential long-term care and family caregiving costs of dementia (that is, the costs specifically attributed to dementia when comparing people with and without dementia who have the same coexisting medical conditions and demographic characteristics).<sup>277,465,467-468</sup> One group of researchers found that the incremental health care and nursing home costs for those with dementia were \$28,501 per person per year in 2010 dollars (\$35,512 in 2018 dollars).<sup>A21,465</sup> Another group of researchers found that the incremental lifetime cost of Alzheimer's dementia was substantially higher for women than men, due to a greater lifetime risk of developing Alzheimer's dementia (see Prevalence section, page 16).<sup>469</sup> Additionally, because women are more likely to be widowed and living in poverty, the incremental Medicaid costs associated with Alzheimer's dementia were 70 percent higher for women than men. A third group of researchers found that the lifetime cost of care, including out-of-pocket, Medicare and Medicaid expenditures, and the value of informal caregiving, was \$321,780 per person with Alzheimer's dementia in 2015 dollars (\$350,174 in 2018 dollars).<sup>277</sup> Compared with an individual without Alzheimer's dementia, the incremental lifetime cost of Alzheimer's dementia was \$184,500 (\$199,871 in 2018 dollars). Another group of researchers found that community-dwelling individuals age 65 and older with Alzheimer's dementia had \$1,101

(in 2012 dollars; \$1,284 in 2018 dollars) higher out-of-pocket health care spending than individuals without Alzheimer's dementia, after controlling for differences in patient characteristics.<sup>470</sup> The largest portion of this difference was due to higher spending on home health care and prescription drugs. Furthermore, individuals with Alzheimer's dementia spent 12 percent of their income on out-of-pocket health care services compared with 7 percent for individuals without Alzheimer's dementia.

Other researchers compared end-of-life costs for individuals with and without dementia and found that the total cost in the last 5 years of life was \$287,038 per person for individuals with dementia in 2010 dollars and \$183,001 per person for individuals without dementia (\$357,650 and \$228,020, respectively, in 2018 dollars), a difference of 57 percent.<sup>471</sup> Additionally, out-of-pocket costs represented a substantially larger proportion of total wealth for those with dementia than for people without dementia (32 percent versus 11 percent).

## Use and Costs of Health Care Services

### Use of Health Care Services

People with Alzheimer's or other dementias have twice as many hospital stays per year as other older people.<sup>472</sup> Moreover, the use of health care services by people with other serious medical conditions is strongly affected by the presence or absence of dementia. In particular,

people with coronary artery disease, diabetes, chronic kidney disease, chronic obstructive pulmonary disease (COPD), stroke or cancer who also have Alzheimer's or other dementias have higher use and costs of health care services than people with these medical conditions but no coexisting dementia.

In addition to having more hospital stays, older people with Alzheimer's or other dementias have more skilled nursing facility stays and home health care visits per year than other older people.

- Hospital.** There are 538 hospital stays per 1,000 Medicare beneficiaries age 65 and older with Alzheimer's or other dementias compared with 266 hospital stays per 1,000 Medicare beneficiaries age 65 and older without these conditions.<sup>472</sup> A person with dementia in 2012 had, on average, 23 inpatient days — defined as days in a hospital or skilled nursing facility — compared with 5 days for the Medicare population as a whole.<sup>473</sup> The most common reasons for hospitalization of people with Alzheimer's dementia are syncope (fainting), fall and trauma (26 percent); ischemic heart disease (17 percent); and gastrointestinal disease (9 percent) (Figure 11).<sup>474</sup> In a study of inpatient hospitalizations of adults age 60 and older, those with Alzheimer's were at 7 percent greater risk of dying during the hospital stay and stayed nearly a day longer than individuals without Alzheimer's dementia.<sup>475</sup> Among Medicare beneficiaries with Alzheimer's or other dementias, 21 percent of hospital stays are followed by a readmission within 30 days.<sup>466</sup> (While not directly comparable, one study of a portion of Medicare beneficiaries found an overall 30-day readmission rate of 18 percent.<sup>476</sup>)
- Emergency department.** There are 1,471 emergency department visits per 1,000 Medicare beneficiaries with Alzheimer's or other dementias per year.<sup>477</sup> (While not directly comparable, there were 640 emergency department visits per 1,000 Medicare beneficiaries per year in a review of utilization patterns of a subset of Medicare beneficiaries.<sup>476</sup>)
- Skilled nursing facility.** Skilled nursing facilities provide direct medical care that is performed or supervised by registered nurses, such as giving intravenous fluids, changing dressings and administering tube feedings.<sup>478</sup> There are 283 skilled nursing facility stays per 1,000 beneficiaries with Alzheimer's or other dementias per year compared with 73 stays per 1,000 beneficiaries without these conditions — a rate nearly four times as great.<sup>472</sup>
- Home health care.** Twenty-five percent of Medicare beneficiaries age 65 and older with Alzheimer's or other dementias have at least one home health care visit during the year, compared with 10 percent of Medicare beneficiaries age 65 and older without Alzheimer's or other dementias.<sup>472</sup>

**TABLE 11**

**Average Annual Per-Person Payments by Type of Service for Health Care and Long-Term Care Services, Medicare Beneficiaries Age 65 and Older, with and without Alzheimer's or Other Dementias, in 2018 Dollars**

Service	Beneficiaries with Alzheimer's or Other Dementias	Beneficiaries without Alzheimer's or Other Dementias
Inpatient hospital	\$11,306	\$3,652
Medical provider*	5,728	3,568
Skilled nursing facility	6,977	477
Nursing home	15,984	774
Hospice	2,060	156
Home health care	2,578	374
Prescription medications†	3,503	3,005

\*"Medical provider" includes physician, other medical provider and laboratory services, and medical equipment and supplies.

†Information on payments for prescription medications is only available for people who were living in the community, that is, not in a nursing home or an assisted living facility.

Created from unpublished data from the Medicare Current Beneficiary Survey for 2011.<sup>466</sup>

### Costs of Health Care Services

Average per-person payments for health care services (hospital, physician and other medical provider, nursing home, skilled nursing facility, hospice and home health care) and prescription medications were higher for Medicare beneficiaries with Alzheimer's or other dementias than for other Medicare beneficiaries in the same age group (Table 11).<sup>466</sup>

### Use and Costs of Health Care Service by State

Substantial geographic variation exists in health care utilization and Medicare payments by individuals with Alzheimer's or other dementias (Table 12, see page 46). Emergency department visits range from 1,030 per 1,000 beneficiaries in South Dakota to 1,758 per 1,000 beneficiaries in West Virginia, and the percentage of hospital stays followed by hospital readmission within 30 days ranges from 14.7 percent in Utah and Idaho to 25.2 percent in the District of Columbia. Medicare spending per capita ranges from \$15,405 in North Dakota to \$32,006 in Nevada (in 2018 dollars).<sup>477</sup>

**TABLE 12****Emergency Department (ED) Visits, Hospital Readmissions and Per Capita Medicare Payments in 2018 Dollars by Medicare Beneficiaries with Alzheimer's or Other Dementias by State, 2015**

State	Number of ED Visits per 1,000 Beneficiaries	Percentage of Hospital Stays Followed by Readmission within 30 Days	Per Capita Medicare Payments	State	Number of ED Visits per 1,000 Beneficiaries	Percentage of Hospital Stays Followed by Readmission within 30 Days	Per Capita Medicare Payments
Alabama	1,366	20.7	\$22,075	Montana	1,230	16.3	\$17,455
Alaska	1,398	18.2	22,062	Nebraska	1,092	16.8	20,251
Arizona	1,441	19.1	24,356	Nevada	1,592	23.0	32,006
Arkansas	1,510	21.2	21,782	New Hampshire	1,366	19.2	22,623
California	1,428	21.7	30,665	New Jersey	1,423	22.4	30,054
Colorado	1,383	16.9	21,840	New Mexico	1,421	18.9	21,920
Connecticut	1,483	21.2	27,290	New York	1,384	23.2	29,385
Delaware	1,576	20.7	28,522	North Carolina	1,615	20.2	21,901
District of Columbia	1,737	25.2	30,291	North Dakota	1,059	16.1	15,405
Florida	1,482	23.1	28,636	Ohio	1,519	21.5	25,101
Georgia	1,528	21.1	23,698	Oklahoma	1,625	20.7	25,175
Hawaii	1,074	16.1	17,965	Oregon	1,482	18.0	19,521
Idaho	1,305	14.7	19,478	Pennsylvania	1,409	20.8	25,723
Illinois	1,528	21.9	27,193	Rhode Island	1,608	22.2	26,358
Indiana	1,419	19.6	24,969	South Carolina	1,506	20.5	23,674
Iowa	1,243	16.8	17,265	South Dakota	1,030	15.9	17,731
Kansas	1,308	18.0	21,394	Tennessee	1,565	21.2	23,695
Kentucky	1,635	22.2	23,703	Texas	1,451	20.5	29,897
Louisiana	1,703	21.2	28,935	Utah	1,129	14.7	21,051
Maine	1,574	17.9	19,827	Vermont	1,455	18.8	21,071
Maryland	1,509	22.1	29,011	Virginia	1,567	21.7	22,592
Massachusetts	1,504	22.5	28,996	Washington	1,415	17.7	20,674
Michigan	1,598	23.4	27,244	West Virginia	1,758	22.4	23,669
Minnesota	1,279	18.7	20,430	Wisconsin	1,382	18.5	20,083
Mississippi	1,685	22.2	26,758	Wyoming	1,344	16.0	19,142
Missouri	1,458	21.7	22,425	<b>Average</b>	<b>1,471</b>	<b>21.3</b>	<b>25,937*</b>

\*The average per capita Medicare payments differ slightly from the figure in Table 10 due to different underlying sources of data.

Created from data from the U.S. Centers for Medicare & Medicaid Services.<sup>477</sup>



### Use and Costs of Health Care Services Across the Spectrum of Cognitive Impairment

Health care costs increase with the presence of dementia. In a population-based study of adults ages 70 to 89, annual health care costs were significantly higher for individuals with dementia than for those with either mild cognitive impairment (MCI) or normal cognition.<sup>479</sup> Annual health care costs for individuals with MCI were not significantly different, however, from costs for individuals with normal cognition.

Several groups of researchers have found that both health care and prescription drug spending are significantly higher in the year prior to diagnosis,<sup>480-482</sup> 2 years prior to diagnosis,<sup>483</sup> and 1 year after diagnosis,<sup>480-481</sup> compared with otherwise similar individuals not diagnosed with Alzheimer's or another dementia, although there are differences in the sources of increased spending. In one study, the largest differences were in inpatient and post-acute care,<sup>481</sup> while in another study the differences in spending were primarily due to outpatient care, home care and medical day services.<sup>482</sup> In a third study, the differences were due to home health care, skilled nursing care and durable medical equipment.<sup>483</sup> Additionally, two groups of researchers have found that spending in the year after diagnosis continued to be higher than for individuals not diagnosed with the disease, by amounts ranging from \$9,333 in additional costs in 2011 dollars based on individuals enrolled in a Medicare Advantage Prescription Drug plan (\$11,286 in 2018 dollars)<sup>480</sup> to \$17,852 in additional costs in 2014 dollars based on individuals with Medicare fee-for-service coverage (\$19,848 in 2018 dollars).<sup>481</sup> One group of researchers, however, found no difference in health care spending in the 2 years after diagnosis.<sup>483</sup> One possible explanation for the spike in health care costs in the year immediately prior to and after diagnosis of Alzheimer's or another dementia relates to delays in timely diagnosis. One group of researchers has found that individuals with cognitive decline who sought care from a specialist (that is, a neurologist, psychiatrist or geriatrician) had a shorter time to diagnosis of Alzheimer's disease.<sup>484</sup> Additionally, individuals diagnosed with cognitive impairment by a specialist had lower Medicare costs in the year after receiving a diagnosis of Alzheimer's dementia than those diagnosed by a non-specialist.

### Impact of Alzheimer's and Other Dementias on the Use and Costs of Health Care in People with Coexisting Medical Conditions

Medicare beneficiaries with Alzheimer's or other dementias are more likely than those without dementia to have other chronic conditions.<sup>472</sup> While 26 percent of

**TABLE 13**

### Percentage of Medicare Beneficiaries Age 65 and Older with Alzheimer's or Other Dementias Who Have Specified Coexisting Conditions

Coexisting Condition	Percentage
Coronary artery disease	38
Diabetes	37
Chronic kidney disease	29
Congestive heart failure	28
Chronic obstructive pulmonary disease	25
Stroke	22
Cancer	13

Created from unpublished data from the National 5% Sample Medicare Fee-for-Service Beneficiaries for 2014.<sup>472</sup>

Medicare beneficiaries age 65 and older with Alzheimer's or other dementias have five or more chronic conditions (including Alzheimer's or other dementias), only 4 percent of Medicare beneficiaries without Alzheimer's or other dementias have five or more chronic conditions.<sup>472</sup> Table 13 reports the percentage of people with Alzheimer's or other dementias who had certain coexisting medical conditions. In 2014, the latest year for which information is available, 38 percent of Medicare beneficiaries age 65 and older with dementia also had coronary artery disease, 37 percent had diabetes, 29 percent had chronic kidney disease, 28 percent had congestive heart failure and 25 percent had chronic obstructive pulmonary disease.<sup>472</sup>

Medicare beneficiaries who have Alzheimer's or other dementias and a coexisting medical condition have higher average per-person payments for most health care services than Medicare beneficiaries with the same medical condition but without dementia. Table 14 (see page 49) shows the average per-person Medicare payments for seven specific medical conditions among beneficiaries who have Alzheimer's or other dementias and beneficiaries who do not have Alzheimer's or another dementia.<sup>472</sup> Medicare beneficiaries with Alzheimer's or other dementias had higher average per-person payments in all categories except hospital care payments for individuals with congestive heart failure.

### Use and Costs of Long-Term Care Services

An estimated 70 percent of older adults with Alzheimer's or other dementias live in the community, compared with 98 percent of older adults without Alzheimer's or

other dementias.<sup>466</sup> Of those with dementia who live in the community, 74 percent live with someone and the remaining 26 percent live alone.<sup>466</sup> As their disease progresses, people with Alzheimer's or other dementias generally receive more care from family members and other unpaid caregivers. Many people with dementia also receive paid services at home; in adult day centers, assisted living facilities or nursing homes; or in more than one of these settings at different times during the often long course of the disease. The average costs of these services increased moderately between 2017 and 2018 (assisted living: from \$45,000 to \$48,000 per year<sup>485-486</sup> and nursing home care: from \$85,775 to \$89,297 per year for a semi-private room and from \$97,455 to \$100,375 per year for a private room<sup>485-486</sup>), and Medicaid is the only public program that covers the long nursing home stays that most people with dementia require in the late stages of their illnesses.

### Use of Long-Term Care Services by Setting

Most people with Alzheimer's or other dementias who live at home receive unpaid help from family members and friends, but some also receive paid home- and community-based services, such as personal care and adult day care. People with Alzheimer's or other dementias make up a large proportion of all elderly people who receive adult day services and nursing home care.

- **Adult day services.** Thirty-one percent of individuals using adult day services have Alzheimer's or other dementias.<sup>487</sup> Overall, 69 percent of adult day service programs offer specific programs for individuals with Alzheimer's or other dementias, and 14 percent of adult day service centers primarily serve individuals with Alzheimer's or other dementias.<sup>488</sup>
- **Residential care facilities.** Forty-two percent of residents in residential care facilities (that is, housing that includes services to assist with everyday activities, such as medication management and meals), including assisted living facilities, have Alzheimer's or other dementias.<sup>489</sup> Small residential care facilities (four to 25 beds) have a larger proportion of residents with Alzheimer's or other dementias than larger facilities (51 percent in facilities with four to 25 beds compared with 44 percent in facilities with 26 to 50 beds and 39 percent in facilities with more than 50 beds).<sup>489</sup> Fifty-eight percent of residential care facilities offer programs for residents with Alzheimer's or other dementias.<sup>490</sup>
- **Nursing home care.** Fifty percent of nursing home residents in 2014 had Alzheimer's or other dementias,<sup>491</sup> and 61 percent had moderate or severe cognitive impairment.<sup>492</sup> Nursing home admission by age 80 is expected for 75 percent of people with Alzheimer's dementia compared with only 4 percent of the general population.<sup>258</sup>

- **Alzheimer's special care units.** An Alzheimer's special care unit is a dedicated unit in a nursing home that has tailored services for individuals with Alzheimer's or other dementias. Nursing homes had a total of 73,742 beds in Alzheimer's special care units in 2014.<sup>493</sup> These Alzheimer's special care unit beds accounted for just 4 percent of all nursing home beds, despite 50 percent of nursing home residents having Alzheimer's or other dementias<sup>491</sup> and 72 percent of Medicare beneficiaries with Alzheimer's dementia having a nursing home stay in the last 90 days of life.<sup>494</sup>

### Long-Term Care Services Provided at Home and in the Community

Nationally, state Medicaid programs are shifting long-term care services from institutional care to home- and community-based services as a means to both reduce unnecessary costs and meet the growing demand for these services by older adults. The federal and state governments share the management and funding of the program, and states differ greatly in the services covered by their Medicaid programs. In 2016, home- and community-based services represented the majority (57 percent) of Medicaid spending on long-term services and supports, with institutional care representing the remaining 43 percent.<sup>495</sup> Between 2013 and 2016, Medicaid spending on home- and community-based services increased 26 percent overall, while spending on institutional care increased only 1.5 percent over the same period. Additionally, total spending on home care for Medicare beneficiaries with Alzheimer's or other dementias nearly doubled between 2004 and 2011, although increases in spending may be due to a variety of factors, including more people being diagnosed with Alzheimer's dementia, more people using home care, an increase in the number of coexisting medical conditions, more intensive use of home care services and an increase in Medicaid coverage by older adults.<sup>466,496</sup> In two recent systematic reviews of the cost-effectiveness of home support interventions for individuals with dementia, researchers found some evidence to support occupational therapy, home-based exercise and some psychological and behavioral treatments as potentially cost-effective approaches, although the research that has evaluated both the costs and benefits of home support interventions is scant.<sup>497-498</sup>

### Transitions Between Care Settings

Individuals with dementia often move between a nursing facility, hospital and home, rather than remaining solely in a nursing facility. In a longitudinal study of primary care patients with dementia, researchers found that individuals discharged from a nursing facility were nearly equally as likely to be discharged home (39 percent) as discharged to a hospital (44 percent).<sup>499</sup> Individuals with dementia may also transition between a nursing facility and hospital or

**TABLE 14**
**Average Annual Per-Person Payments by Type of Service and Coexisting Medical Condition for Medicare Beneficiaries Age 65 and Older, with and without Alzheimer's or Other Dementias, in 2018 Dollars\***

Medical Condition by Alzheimer's/Dementia (A/D) Status	Average Per-Person Medicare Payment					
	Total Medicare Payments	Hospital Care	Physician Care	Skilled Nursing Facility Care	Home Health Care	Hospice Care
<b>Coronary artery disease</b>						
With A/D	\$27,450	\$8,525	\$2,221	\$4,674	\$2,455	\$3,012
Without A/D	17,132	6,140	1,581	1,502	1,017	392
<b>Diabetes</b>						
With A/D	26,573	8,111	2,175	4,520	2,375	2,713
Without A/D	14,670	5,081	1,393	1,305	884	267
<b>Congestive heart failure</b>						
With A/D	30,120	9,580	2,333	5,109	2,571	3,616
Without A/D	25,554	9,726	2,095	2,766	1,825	845
<b>Chronic kidney disease</b>						
With A/D	29,313	9,180	2,278	4,973	2,429	3,221
Without A/D	21,017	7,587	1,796	2,007	1,258	496
<b>Chronic obstructive pulmonary disease</b>						
With A/D	29,098	9,206	2,306	4,928	2,513	3,341
Without A/D	19,850	7,373	1,742	1,864	1,258	630
<b>Stroke</b>						
With A/D	27,853	8,413	2,199	4,864	2,361	3,351
Without A/D	20,066	6,844	1,771	2,445	1,524	633
<b>Cancer</b>						
With A/D	26,387	7,981	2,129	4,192	2,172	2,998
Without A/D	16,736	5,246	1,461	1,119	725	507

\*This table does not include payments for all kinds of Medicare services, and as a result the average per-person payments for specific Medicare services do not sum to the total per-person Medicare payments.

Created from unpublished data from the National 5% Sample Medicare Fee-for-Service Beneficiaries for 2014.<sup>472</sup>

between a nursing facility, home and hospital, creating challenges for caregivers and providers to ensure that care is coordinated across settings. Other researchers have shown that nursing home residents frequently have burdensome transitions at the end of life, including admission to an intensive care unit in the last month of life and late enrollment in hospice.<sup>500</sup> The number of care transitions for nursing home residents with advanced cognitive impairment varies substantially across geographic regions of the United States.<sup>501</sup>

### Costs of Long-Term Care Services

Long-term care services include home- and community-based services, assisted living and nursing home care. The following estimates are for all users of these services.

- **Home care.** The median cost for a paid non-medical home health aide is \$22 per hour and \$132 per day.<sup>486</sup> Home care costs have increased 2.5 percent annually over the past 5 years.
- **Adult day centers.** The median cost of adult day services is \$72 per day.<sup>486</sup> The cost of adult day services has increased 2.1 percent annually over the past 5 years.
- **Assisted living facilities.** The median cost for care in an assisted living facility is \$4,000 per month, or \$48,000 per year.<sup>486</sup> The cost of assisted living has increased 3.0 percent annually over the past 5 years.
- **Nursing homes.** The average cost for a private room in a nursing home is \$275 per day, or \$100,375 per year, and the average cost of a semi-private room is \$245 per day, or \$89,297 per year.<sup>486</sup> The cost of nursing home care has increased 3.6 percent and 3.4 percent annually over the past 5 years for a private and semi-private room, respectively.

### Affordability of Long-Term Care Services

Few individuals with Alzheimer's or other dementias have sufficient long-term care insurance or can afford to pay out of pocket for long-term care services for as long as the services are needed.

- Income and asset data are not available for people with Alzheimer's or other dementias specifically, but 50 percent of Medicare beneficiaries have incomes of \$26,200 or less in 2016 dollars (\$27,347 in 2018 dollars), and 25 percent have incomes of \$15,250 or less in 2016 dollars (\$15,917 in 2018 dollars).<sup>502</sup>
- Fifty percent of Medicare beneficiaries had total savings of \$74,450 or less in 2016 dollars (\$77,708 in 2018 dollars), 25 percent had savings of \$14,550 or less in 2016 dollars (\$15,187 in 2018 dollars), and 8 percent had no savings or were in debt. Median savings were substantially lower for black/African American and Hispanic beneficiaries than for white Medicare beneficiaries.<sup>502</sup>

### Long-Term Care Insurance

Long-term care insurance typically covers the cost of care provided in a nursing home, assisted living facility and Alzheimer's special care facility, as well as community-based services such as adult day care and services provided in the home, including nursing care and help with personal care.<sup>503</sup> Results from the 2016 Alzheimer's Association Family Impact of Alzheimer's Survey revealed that 28 percent of adults believed Medicare covered the cost of nursing home care for people with Alzheimer's, and 37 percent did not know whether it covered the cost of nursing home care.<sup>311</sup> While Medicare covers care in a long-term care hospital, skilled nursing care in a skilled nursing facility and hospice care, it does not cover long-term care in a nursing home.<sup>504</sup>

Industry reports estimate that approximately 7.2 million Americans had long-term care insurance in 2014.<sup>505</sup> The median income for individuals purchasing long-term care insurance was \$87,500 in 2010, in 2010 dollars (\$100,617 in 2018 dollars), with 77 percent having an annual income greater than \$50,000 (\$57,496 in 2018 dollars) and 82 percent having assets greater than \$75,000 (\$86,243 in 2018 dollars).<sup>505</sup> Private health care and long-term care insurance policies funded only about 8 percent of total long-term care spending in 2013, representing \$24.8 billion of the \$310 billion total in 2013 dollars (\$26.7 billion of the \$334 billion in 2018 dollars).<sup>506</sup> The private long-term care insurance market is highly concentrated and has consolidated since 2000. In 2000, 41 percent of individuals with a long-term care policy were insured by one of the five largest insurers; in 2014, 56 percent were insured by one of the five largest insurers.<sup>505</sup>

### Medicaid Costs

Medicaid covers nursing home care and long-term care services in the community for individuals who meet program requirements for level of care, income and assets. To receive coverage, beneficiaries must have low incomes. Most nursing home residents who qualify for Medicaid must spend all of their Social Security income and any other monthly income, except for a very small personal needs allowance, to pay for nursing home care. Medicaid only makes up the difference if the nursing home resident cannot pay the full cost of care or has a financially dependent spouse. While Medicaid covers the cost of nursing home care, its coverage of many long-term care and support services, such as assisted living care, home-based skilled nursing care and help with personal care, varies by state.

Total Medicaid spending for people with Alzheimer's or other dementias is projected to be \$49 billion in 2019 (in 2019 dollars).<sup>A18</sup> Estimated state-by-state Medicaid

spending on people with Alzheimer's or other dementias in 2019 (in 2019 dollars) is included in Table 15 (see page 52). Total per-person Medicaid payments for Medicare beneficiaries age 65 and older with Alzheimer's or other dementias were 23 times as great as Medicaid payments for other Medicare beneficiaries.<sup>466</sup> Much of the difference in payments for beneficiaries with Alzheimer's or other dementias and other beneficiaries is due to the costs associated with long-term care (nursing homes and other residential care facilities, such as assisted living facilities) and the greater percentage of people with dementia who are eligible for Medicaid.

### **Use and Costs of Care at the End of Life**

Hospice care provides medical care, pain management, and emotional and spiritual support for people who are dying, including people with Alzheimer's or other dementias, either in a facility or at home. Hospice care also provides emotional and spiritual support and bereavement services for families of people who are dying. The main purpose of hospice is to allow individuals to die with dignity and without pain and other distressing symptoms that often accompany terminal illness. Medicare is the primary source of payment for hospice care, but private insurance, Medicaid and other sources also pay for hospice care. Based on data from the National Hospice Survey for 2008 to 2011, nearly all (99 percent) hospices cared for individuals with dementia, although only 67 percent of hospices cared for individuals with a primary diagnosis of dementia.<sup>507</sup> Fifty-two percent of individuals in for-profit hospices had either a primary or comorbid diagnosis of dementia, while 41 percent of individuals in nonprofit hospices had a diagnosis of dementia. More research is needed to understand the underlying reasons for the differences in the percentage of people with dementia in for-profit versus nonprofit hospices.

Nineteen percent of Medicare beneficiaries with Alzheimer's and other dementias have at least one hospice claim annually compared with 2 percent of Medicare beneficiaries without Alzheimer's or other dementias.<sup>472</sup> Expansion of hospice care is associated with fewer individuals with dementia having more than two hospitalizations for any reason or more than one hospitalization for pneumonia, urinary tract infection, dehydration or sepsis in the last 90 days of life.<sup>508</sup> In 2016, there were 4,336 hospice companies in the United States that provided hospice care in the home, assisted living facilities, long-term care facilities, unskilled nursing facilities, skilled nursing facilities, inpatient hospitals, inpatient hospice facilities and other facilities. Additionally, 19 percent of Medicare beneficiaries who received hospice care had a primary diagnosis of dementia, including

Alzheimer's dementia (Table 16, see page 53).<sup>509-510</sup> Dementia was the third most common primary diagnosis for Medicare beneficiaries admitted to hospice overall, with cancer being the most common primary diagnosis, followed by heart disease and other circulatory conditions. Forty-five percent of hospice users in 2014 had a primary or secondary diagnosis of Alzheimer's or other dementias, suggesting that a large proportion of hospice users have Alzheimer's as a comorbid condition.<sup>491</sup> The average length of hospice stay for individuals with a primary diagnosis of dementia was more than 50 percent longer than for individuals with other primary diagnoses, based on data from the 2008 to 2011 National Hospice Survey.<sup>507</sup> Individuals with a primary diagnosis of dementia stayed an average of 112 days versus 74 days for individuals with other primary diagnoses.

Per-person hospice payments among all individuals with Alzheimer's dementia averaged \$2,060 compared with \$156 for all other Medicare beneficiaries.<sup>466</sup> In 2016 Medicare reimbursement for home hospice services changed from a simple daily rate for each setting to a two-tiered approach that provides higher reimbursement for days 1-60 than for subsequent days and a service intensity add-on payment for home visits by a registered nurse or social worker in the last 7 days of life. In 2018, the rates were \$192.78 per day for days 1-60 and \$151.41 per day for days 61 and beyond.<sup>511</sup> In a simulation to evaluate whether the reimbursement change will reduce costs for Medicare, a group of researchers found that the new reimbursement approach is anticipated to reduce costs for Medicare, although individuals with dementia who receive hospice care will have higher Medicare spending than individuals with dementia who do not receive hospice care.<sup>512</sup>

For Medicare beneficiaries with advanced dementia who receive skilled nursing facility care in the last 90 days of life, those who are enrolled in hospice are less likely to die in the hospital.<sup>513</sup> Additionally, those enrolled in hospice care are less likely to be hospitalized in the last 30 days of life<sup>514</sup> and more likely to receive regular treatment for pain.<sup>515-516</sup> Nearly half of individuals with dementia die while receiving hospice care.<sup>494</sup> Satisfaction with medical care is higher for families of individuals with dementia who are enrolled in hospice care than for families of individuals with dementia not enrolled in hospice care.<sup>517</sup>

### **Feeding Tube Use at the End of Life**

Individuals with frequent transitions between health care settings are more likely to have feeding tubes at the end of life, even though feeding tube placement does not prolong life or improve outcomes.<sup>473</sup> The odds of having a feeding tube inserted at the end of life vary across the country and are not explained by severity of illness, restrictions on the use of artificial hydration and

**TABLE 15****Total Medicaid Payments for Americans Age 65 and Older Living with Alzheimer's or Other Dementias by State\***

State	2019 (in millions of dollars)	2025 (in millions of dollars)	Percentage Increase	State	2019 (in millions of dollars)	2025 (in millions of dollars)	Percentage Increase
Alabama	\$896	\$1,114	24.4	Montana	\$157	\$201	27.7
Alaska	71	109	52.9	Nebraska	361	406	12.6
Arizona	386	540	40.0	Nevada	185	274	48.5
Arkansas	367	449	22.3	New Hampshire	246	331	34.6
California	3,925	5,181	32.0	New Jersey	2,090	2,585	23.7
Colorado	596	780	30.9	New Mexico	207	276	33.3
Connecticut	962	1,174	21.9	New York	5,037	6,243	23.9
Delaware	238	309	29.7	North Carolina	1,252	1,610	28.6
District of Columbia	122	133	9.0	North Dakota	184	213	15.6
Florida	2,601	3,414	31.2	Ohio	2,452	2,907	18.5
Georgia	1,180	1,575	33.5	Oklahoma	499	604	20.9
Hawaii	232	281	21.2	Oregon	244	313	28.5
Idaho	144	194	34.7	Pennsylvania	3,543	3,984	12.5
Illinois	1,713	2,176	27.0	Rhode Island	455	559	22.6
Indiana	1,020	1,219	19.5	South Carolina	613	809	31.8
Iowa	654	783	19.7	South Dakota	174	209	20.4
Kansas	441	537	21.7	Tennessee	1,050	1,361	29.6
Kentucky	778	938	20.6	Texas	2,913	3,907	34.1
Louisiana	740	923	24.7	Utah	180	233	29.6
Maine	205	271	32.6	Vermont	110	145	31.7
Maryland	1,166	1,518	30.2	Virginia	952	1,252	31.5
Massachusetts	1,696	2,008	18.4	Washington	517	682	31.8
Michigan	1,422	1,718	20.9	West Virginia	430	515	19.7
Minnesota	876	1,075	22.7	Wisconsin	752	914	21.6
Mississippi	587	721	22.9	Wyoming	81	110	34.7
Missouri	923	1,124	21.8	<b>U.S. Total</b>	<b>\$48,628</b>	<b>\$60,907</b>	<b>25.3</b>

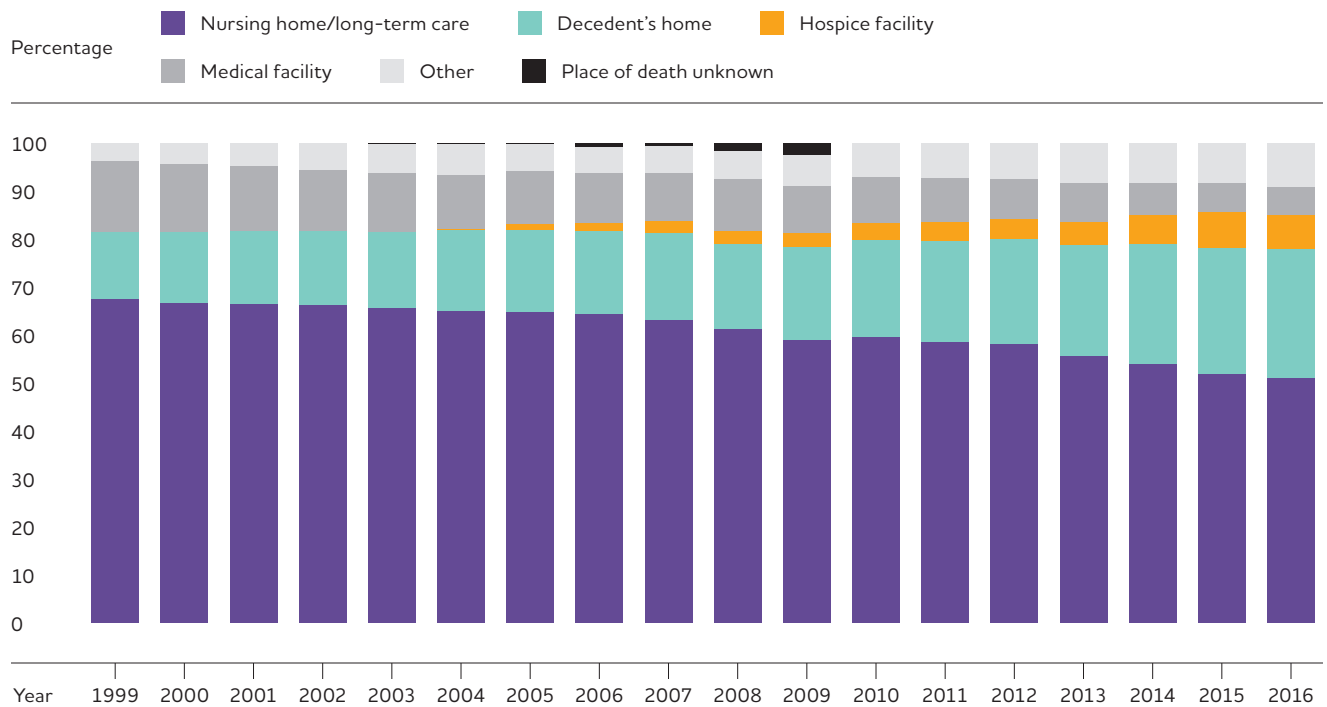
\*All cost figures are reported in 2019 dollars. State totals may not add to the U.S. total due to rounding.

Created from data from the Lewin Model.<sup>A18</sup>

**TABLE 16****Number and Percentage of Medicare Beneficiaries Admitted to Hospice with a Primary Diagnosis of Dementia by State, 2016**

State	Number of Beneficiaries	Percentage of Beneficiaries	State	Number of Beneficiaries	Percentage of Beneficiaries
Alabama	5,855	20	Montana	580	13
Alaska	103	14	Nebraska	1,544	18
Arizona	7,078	19	Nevada	1,969	18
Arkansas	2,974	18	New Hampshire	904	16
California	27,436	20	New Jersey	7,459	23
Colorado	3,056	15	New Mexico	1,476	16
Connecticut	2,356	16	New York	7,564	16
Delaware	667	12	North Carolina	8,416	18
District of Columbia	226	17	North Dakota	448	19
Florida	19,547	16	Ohio	11,984	17
Georgia	9,873	22	Oklahoma	3,960	19
Hawaii	961	18	Oregon	3,559	18
Idaho	1,465	18	Pennsylvania	11,948	17
Illinois	8,854	17	Rhode Island	1,504	25
Indiana	5,593	17	South Carolina	5,813	21
Iowa	2,991	16	South Dakota	418	13
Kansas	2,588	18	Tennessee	5,852	19
Kentucky	2,733	15	Texas	25,824	23
Louisiana	4,717	20	Utah	2,275	19
Maine	1,405	19	Vermont	480	17
Maryland	3,618	16	Virginia	5,836	19
Massachusetts	6,763	23	Washington	5,305	21
Michigan	8,626	16	West Virginia	1,504	15
Minnesota	5,096	21	Wisconsin	4,981	17
Mississippi	3,215	20	Wyoming	78	7
Missouri	5,297	16	<b>Total</b>	<b>264,774</b>	<b>19</b>

Created from data from the U.S. Centers for Medicare & Medicaid Services.<sup>509</sup>

**FIGURE 12****Place of Death Due to Alzheimer's Disease, 1999 to 2016**

nutrition, ethnicity or gender. Researchers found that feeding tube use was highest for people with dementia whose care was managed by a subspecialist physician or both a subspecialist and a general practitioner. By contrast, feeding tube use was lower among people with dementia whose care was managed by a general practitioner.<sup>518-519</sup> With the expansion of Medicare-supported hospice care, the use of feeding tubes in the last 90 days of life has decreased for individuals with Alzheimer's or other dementias.<sup>508</sup> Finally, with the increased focus on the lack of evidence supporting feeding tube use for people with advanced dementia, the proportion of nursing home residents receiving a feeding tube in the 12 months prior to death decreased from nearly 12 percent in 2000 to less than 6 percent in 2014.<sup>519</sup>

#### **Place of Death for Individuals with Alzheimer's or Other Dementias**

Between 1999 and 2016, the proportion of individuals with Alzheimer's who died in a nursing home decreased from 68 percent to 51 percent, and the proportion who died in a medical facility decreased from 15 percent to 6 percent.<sup>248</sup> During the same period, the proportion of individuals who died at home increased from 14 percent to 27 percent (Figure 12).

#### **Use and Costs of Health Care and Long-Term Care Services by Race/Ethnicity**

Among Medicare beneficiaries with Alzheimer's or other dementias, black/African Americans had the highest Medicare payments per person per year, while whites had the lowest payments (\$27,935 versus \$20,658, respectively) (Table 17). The largest difference in payments was for hospital care, with black/African Americans incurring 1.7 times as much in hospital care costs as whites (\$9,433 versus \$5,604).<sup>472</sup>

In a study of Medicaid beneficiaries with a diagnosis of Alzheimer's dementia that included both Medicaid and Medicare claims data, researchers found significant differences in the costs of care by race/ethnicity.<sup>520</sup> These results demonstrated that black/African Americans had significantly higher costs of care than whites or Hispanics, primarily due to more inpatient care and more comorbidities. These differences may be attributable to later-stage diagnosis, which may lead to higher levels of disability while receiving care; delays in accessing timely primary care; lack of care coordination; duplication of services across providers; or inequities in the access to care. However, more research is needed to understand the reasons for this health care disparity.



**TABLE 17****Average Annual Per-Person Payments by Type of Service and Race/Ethnicity for Medicare Beneficiaries Age 65 and Older, with Alzheimer's or Other Dementias, in 2018 Dollars**

Race/Ethnicity	Total Medicare Payments Per Person	Hospital Care	Physician Care	Skilled Nursing Facility Care	Home Health Care	Hospice Care
White	\$20,658	\$5,604	\$1,627	\$3,588	\$1,775	\$3,276
Black/African American	27,935	9,433	2,206	4,448	2,170	2,425
Hispanic	22,141	7,584	1,919	3,419	1,872	1,806
Other	26,877	8,530	2,158	3,582	3,845	2,670

Created from unpublished data from the National 5% Sample Medicare Fee-for-Service Beneficiaries for 2014.<sup>472</sup>

## Avoidable Use of Health Care and Long-Term Care Services

### Preventable Hospitalizations

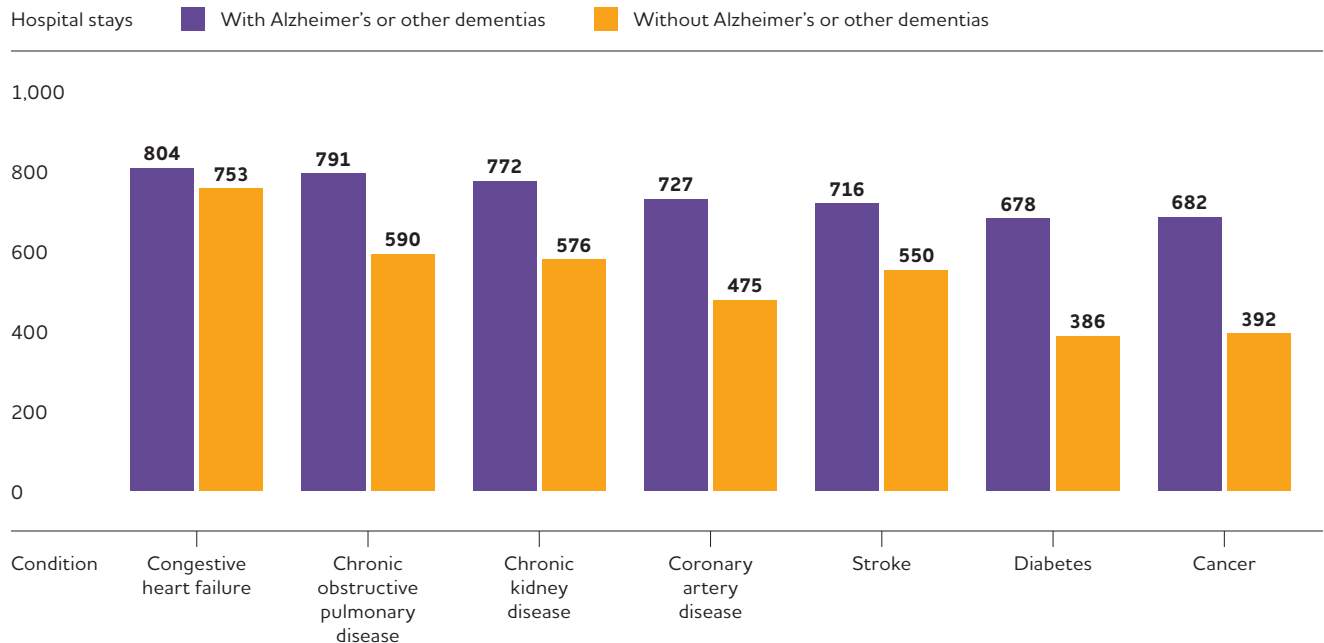
Preventable hospitalizations are one common measure of health care quality. Preventable hospitalizations are hospitalizations for conditions that could have been avoided with better access to, or quality of, preventive and primary care. Unplanned hospital readmissions within 30 days are another type of hospitalization that potentially could have been avoided with appropriate post-discharge care. In 2013, 21 percent of hospitalizations for fee-for-service Medicare enrollees with Alzheimer's or other dementias were either unplanned readmissions within 30 days or for an ambulatory care sensitive condition, that is, a condition that was potentially avoidable with timely and effective ambulatory care. The total cost to Medicare of these potentially preventable hospitalizations was \$4.7 billion (\$5.4 billion in 2018 dollars).<sup>521</sup> Of people with dementia who had at least one hospitalization, 18 percent were readmitted within 30 days. Of those who were readmitted within 30 days, 27 percent were readmitted two or more times. Ten percent of Medicare enrollees had at least one hospitalization for an ambulatory care sensitive condition, and 14 percent of total hospitalizations for Medicare enrollees with Alzheimer's or other dementias were for ambulatory care sensitive conditions.

Based on data from the 2006 to 2008 Health and Retirement Study and from Medicare, preventable hospitalizations represented 25 percent of the total hospitalizations for individuals with Alzheimer's or other dementias.<sup>169</sup> The proportion was substantially higher, however, for black/African Americans, Hispanics and individuals with low incomes. Hispanic older adults had the highest proportion of preventable hospitalizations (34 percent).

Based on data from the 1998 to 2008 Health and Retirement Study and from Medicare, after controlling for demographic, clinical and health risk factors, individuals with dementia had a 30 percent greater risk of having a preventable hospitalization than those without a neuropsychiatric disorder (that is, dementia, depression or cognitive impairment without dementia). Moreover, individuals with both dementia and depression had a 70 percent greater risk of preventable hospitalization than those without a neuropsychiatric disorder.<sup>522</sup>

Medicare beneficiaries who have Alzheimer's or other dementias and a serious coexisting medical condition (for example, congestive heart failure) are more likely to be hospitalized than people with the same coexisting medical condition but without dementia (Figure 13, see page 56).<sup>472</sup> One research team found that individuals hospitalized with heart failure are more likely to be readmitted or die after hospital discharge if they also have cognitive impairment.<sup>523</sup> Another research team found that Medicare beneficiaries with Alzheimer's or other dementias have more potentially avoidable hospitalizations for diabetes complications and hypertension, meaning that the hospitalizations could possibly be prevented through proactive care management in the outpatient setting.<sup>524</sup>

Differences in health care use between individuals with and without dementia are most prominent for those residing in the community. Based on data from the Health and Retirement Study, community-residing individuals with dementia were more likely to have a potentially preventable hospitalization, an emergency department visit that was potentially avoidable, and/or an emergency department visit that resulted in a hospitalization.<sup>525</sup> For individuals residing in a nursing home, there were no differences in the likelihood of being hospitalized or having an emergency department visit.

**FIGURE 13****Hospital Stays Per 1,000 Medicare Beneficiaries Age 65 and Older with Specified Coexisting Medical Conditions, with and without Alzheimer's or Other Dementias, 2014**

Created from unpublished data from the National 5% Sample Medicare Fee-for-Service Beneficiaries for 2014.<sup>472</sup>

### Initiatives to Reduce Avoidable Health Care and Nursing Home Use

Recent research has demonstrated that two types of programs have potential for reducing avoidable health care and nursing home use, with one type of program focusing on the caregiver and the other focusing on the care delivery team. The Caregiving section (see page 30) describes a number of caregiver support programs, and some of these also hold promise for reducing transitions to residential care for individuals with Alzheimer's or other dementias. Additionally, collaborative care models — models that include not only geriatricians, but also social workers, nurses and medical assistants, for example — can improve care coordination, thereby reducing health care costs associated with hospitalizations, emergency department visits and other outpatient visits.<sup>454</sup> For example, an interprofessional memory care clinic was shown to reduce per-person health care costs by \$3,474 in 2012 dollars (\$4,052 in 2018 dollars) over a year for individuals with memory problems compared with others with memory problems whose care was overseen by a primary care provider only.<sup>454</sup> More than half of the cost savings was attributed to lower inpatient hospital costs. The program was relatively low cost per person, with an average annual cost of \$618 (\$721 in 2018 dollars) — a nearly 6-to-1 return on investment.

Another group of researchers found that individuals with dementia whose care was concentrated within a smaller number of clinicians had fewer hospitalizations and emergency department visits and lower health care spending overall compared with individuals whose care was dispersed across a larger number of clinicians.<sup>526</sup> More research is needed to understand whether continuity of care is a strategy for decreasing unnecessary health care use for people with Alzheimer's or other dementias.

### Projections for the Future

Total annual payments for health care, long-term care and hospice care for people with Alzheimer's or other dementias are projected to increase from \$290 billion in 2019 to more than \$1.1 trillion in 2050 (in 2019 dollars). This dramatic rise includes four-fold increases both in government spending under Medicare and Medicaid and in out-of-pocket spending.<sup>A18</sup>

### Potential Impact of Changing the Trajectory of Alzheimer's Disease

While there are currently no treatments that prevent or cure Alzheimer's disease, several groups of researchers have estimated the cost savings of future interventions that either slow the onset of dementia or reduce the symptoms.<sup>277,527-529</sup> One group of researchers estimated

that a treatment introduced in 2025 that delays the onset of Alzheimer's by 5 years would reduce total health care payments 33 percent and out-of-pocket payments 44 percent in 2050.<sup>527</sup> A second group of researchers estimated the cost savings of delaying the onset of Alzheimer's disease by 1 to 5 years. For individuals age 70 and older, they projected a 1-year delay would reduce total health care payments 14 percent in 2050, a 3-year delay would reduce total health care payments 27 percent, and a 5-year delay would reduce health care payments 39 percent.<sup>528</sup> They also projected that a delay in onset may increase per capita health care payments through the end of life due to longer life, although the additional health care costs may be offset by lower informal care costs. A third group of researchers estimated that a treatment that slows the rate of functional decline by 10 percent would reduce average per-person lifetime costs by \$3,880 in 2015 dollars (\$4,122 in 2018 dollars), while a treatment that reduces the number of behavioral and psychological symptoms by 10 percent would reduce average per-person lifetime costs by \$680 (\$722 in 2018 dollars).<sup>277</sup>

The Alzheimer's Association commissioned a study of the potential cost savings of early diagnosis in two scenarios.<sup>529</sup> The partial early diagnosis scenario assumed that 88 percent of individuals who will develop Alzheimer's disease are diagnosed in the MCI stage rather than the dementia stage or not at all, and the second scenario assumed that all individuals who will develop Alzheimer's disease receive the diagnosis in the MCI stage. In the partial early diagnosis scenario, approximately \$7 trillion could be saved in medical and long-term care costs for individuals who were alive in 2018 and will develop Alzheimer's disease. If all individuals who were alive in 2018 and will develop Alzheimer's disease were diagnosed during the MCI stage, \$7.9 trillion could be saved. Cost savings were due to a smaller spike in costs immediately before and after diagnosis, due to the diagnosis being made during the MCI stage rather than the dementia stage that has higher costs, and lower medical and long-term care costs for individuals who have diagnosed and managed MCI and dementia compared with individuals with unmanaged MCI and dementia.

These projections suggest that a treatment that prevents, cures or slows the progression of the disease could result in substantial savings to the U.S. health care system. Without changes to the structure of the U.S. health care system, however, access to new treatments for Alzheimer's may be severely restricted by capacity constraints. For example, one group of researchers developed a model of capacity constraints that estimated that individuals would wait an average of 19 months for treatment in 2020 if a new treatment is introduced by then.<sup>530</sup> Under this model, approximately 2.1 million

individuals with MCI due to Alzheimer's disease would develop Alzheimer's dementia between 2020 and 2040 while on waiting lists for treatment. However, it is important to note that this model assumed both that the hypothetical treatment would require infusions at infusion centers and that it would depend on people being evaluated with amyloid PET scans; neither assumption is certain. It is also possible that future treatments will be in pill or other convenient forms and not require PET scans. For these reasons, it is difficult to know in advance what the true capacity constraints will be.

**SPECIAL REPORT**

**ALZHEIMER'S  
DETECTION IN  
THE PRIMARY  
CARE SETTING:  
CONNECTING  
PATIENTS WITH  
PHYSICIANS**

16  
PERCENT

of seniors receive  
regular cognitive  
assessments during  
routine health  
check-ups.

Early detection of Alzheimer's and other dementias provides a number of medical, social, emotional and planning benefits for affected individuals and their caregivers.<sup>529,531-532</sup> According to a recent Alzheimer's Association study, it also has financial benefits for both affected individuals and the country as a whole.<sup>529</sup>

A cornerstone of early detection of cognitive impairment is the routine assessment. Primary care providers may be especially well-suited to perform this evaluation and ensure timely follow-up. Through the use of physician and consumer surveys, this Special Report explores the state of cognitive assessment — termed “brief cognitive assessment” here — in the primary care setting and identifies potential solutions for existing barriers to widespread adoption of assessment in primary care settings.

## Brief Cognitive Assessment in Primary Care

### Overview of the Primary Care Setting

The goals of primary care include providing the first point of contact for medical care, as well as care that is continuous over time, is comprehensive and coordinates with other parts of the health system.<sup>533</sup> Primary care providers who treat older adults include family physicians, general internists, geriatricians, nurse practitioners and physician assistants, and they practice in a variety of settings: private practices, hospital outpatient departments, community health centers and integrated care systems.<sup>534</sup> In 2017, primary care physicians (PCPs) comprised one-third of the total physician workforce, and family and general internal medicine physicians combined comprised 75 percent of office-based PCPs.<sup>535</sup> Estimates of non-physician primary care providers in 2016 indicate that 52 percent of nurse practitioners and 43 percent of physician assistants work in the primary care setting.<sup>535</sup>

### Primary Care Utilization

In 2017, there were 217 physicians per 100,000 people nationwide, 69 of whom were PCPs, which translates to one PCP for every 1,450 Americans.<sup>535</sup> There is significant variation in the number of PCPs per 100,000 individuals across states, ranging from 48 in Mississippi to 102 in Maine. In general, the Northeast, Northwest and northern Midwest have the highest ratios of PCPs per 100,000 people.<sup>535</sup> Including nurse practitioners and physician assistants, there are 101 primary care providers per 100,000 people, or about 1 for every 1,000 Americans.<sup>535</sup>

According to the 2015 National Ambulatory Medical Care Survey, 51 percent of office visits were to primary care physicians.<sup>536</sup> In the 2017 National Health Interview Survey, 86 percent of respondents reported having a “usual place of health care.”<sup>537</sup> In an analysis of 2015–2017

data from the U.S. Centers for Disease Control and Prevention (CDC) Behavioral Risk Factor Surveillance System survey, 17 percent of women and 28 percent of men in the United States report not having a personal health care provider.<sup>538-539</sup>

### Benefits of Primary Care for First-Line Cognitive Assessment

Compared with neurology, psychiatry or other specialist care settings, the primary care setting may be better suited for brief cognitive assessment of seniors for several reasons. As the health care professionals likely to have the longest relationship with patients, and the practitioners whom patients tend to see most frequently, primary care providers may be in the best position to spot the earliest signs of cognitive decline. Continuity of care in a primary care setting is associated with lower mortality in older adults,<sup>540-541</sup> as well as fewer hospitalizations and emergency department visits and improved patient satisfaction in the general adult population.<sup>542</sup>

In addition, patients are more likely to discuss sensitive issues such as cognitive concerns with a provider they know and trust. Data from the 2016 Health Reform Monitoring Survey revealed that 74 percent of adults younger than 65 rated their trust in their usual provider as above a 7 on a scale from 0 to 10,<sup>543</sup> and 90 percent would be comfortable talking to their usual provider about a potentially sensitive issue.<sup>544</sup> In a 2006 telephone survey of 1,000 adults, more than 74 percent would advise a close friend or family member to check with a health professional about cognitive concerns, and 69 percent think a general physician is the best place to start.<sup>545</sup>

## Medicare Annual Wellness Visit

### Overview

One opportunity for early identification of cognitive decline in the primary care setting is the Medicare Annual Wellness Visit (AWV), a benefit that began in 2011 as part of the 2010 Patient Protection and Affordable Care Act. A required component of the AWV is an assessment of cognitive function.

Any Medicare beneficiary who has received Medicare Part B benefits for at least 12 months and has not had an Initial Preventive Physical Exam or AWV within the last 12 months is eligible for the AWV.

### Utilization

Use of the AWV among eligible Medicare beneficiaries has grown over time but is still generally low. According to a 2012 private survey of 1,028 adults age 65 and older, only one-third of respondents had heard of the AWV, and only 17 percent had had an AWV.<sup>546</sup> According to the Centers for Medicare & Medicaid Services (CMS), in 2016,

## What is a "Brief Cognitive Assessment"?

For the purposes of this report, a brief cognitive assessment is a short medical evaluation for cognitive impairment performed by a primary care practitioner that can take several forms. The practitioner may do one or more of the following:

- ask the patient directly about cognitive concerns
- observe patient interactions and cognitive function directly during the visit
- seek input about cognitive function from a patient's family or friends
- take physical exams, medical history, and family history into account
- use one or more brief structured assessment tools to obtain objective measures of cognitive function

This Special Report uses the term "brief cognitive assessment" to avoid confusion with a longer, more comprehensive cognitive evaluation and to avoid confusion with an informal, nonmedical cognitive screening that might be performed online or at a health fair.

just 19 percent of the 55.3 million eligible Medicare Part B and Medicare Advantage beneficiaries utilized the AWV.<sup>547</sup> This was up from 17 percent in 2015,<sup>548</sup> 16 percent in 2014<sup>549</sup> and 8 percent in 2011.<sup>549</sup>

### AWV Cognitive Assessment

CMS provides limited guidelines concerning the exact nature of the brief cognitive assessment: "Assess the beneficiary's cognitive function by direct observation, while considering information from beneficiary reports and concerns raised by family members, friends, caregivers, and others. If appropriate, use a brief validated structured cognitive assessment tool. For more information, refer to the National Institute on Aging's Alzheimer's and Dementia Resources for Professionals website."<sup>550-551</sup>

A number of professional organizations provide additional information to help primary care providers perform brief cognitive assessments. The Alzheimer's Association *Cognitive Assessment Toolkit* includes the Medicare Annual Wellness Visit Algorithm for Assessment of Cognition as well as recommendations for operationalizing the detection of cognitive impairment during the AWV ([alz.org/professionals/healthcare-professionals/cognitive-assessment](http://alz.org/professionals/healthcare-professionals/cognitive-assessment)).<sup>552</sup> The Gerontological Society of America *Kickstart Assess Evaluate Refer (KAER) Toolkit*, the American Academy of Family Physicians *Cognitive Care Kit* and Minnesota's Act on Alzheimer's<sup>®</sup> Provider Practice Tools also provide recommendations for identifying cognitive impairment.<sup>553-555</sup>

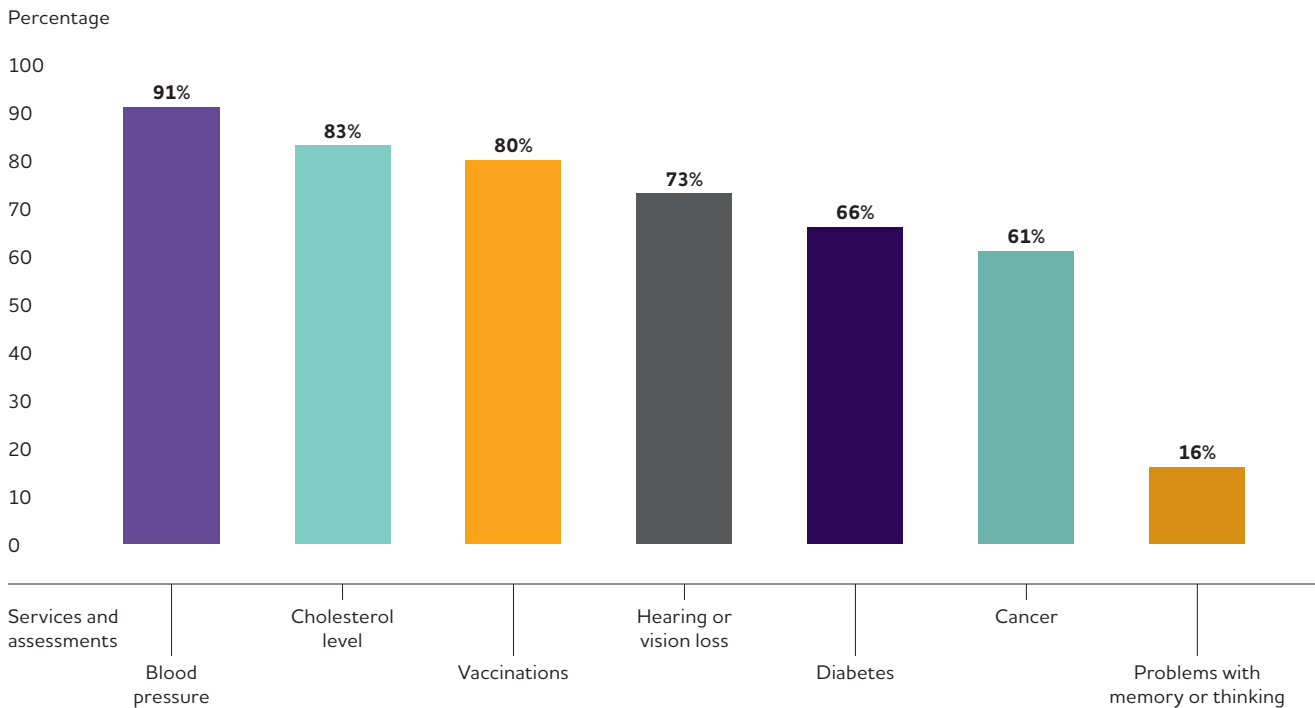
## The State of Brief Cognitive Assessment in Primary Care: PCP and Consumer Surveys

How many seniors are receiving brief cognitive assessments, how often, and what do they entail? How important do PCPs and seniors think these assessments are, and do PCPs feel adequately trained to perform them? Are seniors aware that an AWV should include a brief cognitive assessment? What barriers to brief cognitive assessments exist, and how might they be overcome?

Knowledge of the overall usage, procedures and outcomes of brief cognitive assessment in older adults is quite sparse, and most of the limited data that does exist is at least a decade old. Therefore, the Alzheimer's Association commissioned Versta Research to conduct surveys of PCPs and seniors to explore awareness and utilization of brief cognitive assessments in the primary care setting.<sup>A22</sup>

### Alzheimer's Association Surveys

Physicians included in the Alzheimer's Association Primary Care Physician Cognitive Assessment Survey<sup>A22</sup> were recruited through WebMD's Medscape Physician Panel, which includes 68 percent of all practicing PCPs in the United States. To qualify for the survey, physicians

**FIGURE 14****Percentage of Seniors Receiving Regular Preventive Health Care Services and Assessments for Specified Health Factors**

Created from data based on the Alzheimer's Association Consumer Cognitive Assessment Survey.<sup>A22</sup>

were required to have practiced for at least 2 years, spend at least half of their time in direct patient care, and have a practice in which at least 10 percent of their patients are age 65 and older. A total of 1,000 PCPs, balanced by region, practice type and years in practice, completed the survey by phone or online.

The Alzheimer's Association Consumer Cognitive Assessment Survey<sup>A22</sup> polled consumers aged 65 and older via the research organization NORC at the University of Chicago's AmeriSpeak panel, a probability sample of the full U.S. population. A total of 1,954 individuals completed the survey by phone or online. Fifty-five percent were female and 45 percent male. Forty-one percent were age 75 and older, 33 percent were age 65-69, and 26 percent were age 70-74. Forty-two percent had an annual household income below \$40,000, 30 percent had an income between \$40,000 and \$74,999, and 28 percent had an income above \$75,000. Seventy-seven percent of respondents identified as white and non-Hispanic, 9 percent as black and non-Hispanic, and 8 percent as Hispanic.

The Alzheimer's Association surveys revealed that, although nearly all PCPs and four of five seniors think brief cognitive assessments are beneficial, only half of

seniors are being assessed and just one in seven is getting regular brief cognitive assessments. This number is in sharp contrast to the high percentages of seniors who receive routine assessments of other aspects of their health such as blood pressure and cholesterol levels. The surveys also found a disconnect between patient and PCP expectations: a large majority of seniors expect their physicians to recommend brief cognitive assessments, but physicians are waiting for patients or family members to report symptoms or request an assessment before doing so. In addition, most seniors are aware of the AWW provided by Medicare, but just one-third know that an AWW should include a brief cognitive assessment and only one-third are aware that Medicare will pay for testing and care planning for individuals with dementia. Nine of 10 PCPs want more guidance on nearly all aspects of the brief cognitive assessment process, including which assessment tools to use and how to use them, which patients to assess, and what to do when an assessment indicates possible cognitive impairment.

Overall, the survey results highlight significant underusage of this important health assessment and identify several areas where both PCP and senior education could be improved.

## Survey Results

### **Usage of Brief Cognitive Assessments in Primary Care**

The results of the consumer survey show that nearly all seniors (94 percent) have seen a PCP for routine exams in the last year, but fewer than half (47 percent) have ever discussed their thinking or memory abilities with a health care provider. Less than a third (28 percent) have ever been assessed for cognitive problems.

In fact, just one in seven seniors (16 percent) receives regular cognitive assessments for problems with memory or thinking during routine health checkups, which stands in sharp contrast to regular screening or preventive services for other health factors: blood pressure (91 percent); cholesterol (83 percent), vaccinations (80 percent), hearing or vision (73 percent), diabetes (66 percent) and cancer (61 percent) (Figure 14, see page 61).

The results of the PCP survey show that PCPs perform brief cognitive assessments for an average of 50 percent of their patients age 65 or older, and roughly half of PCPs (47 percent) report that performing brief cognitive assessments for all patients age 65 or older is their standard protocol. Of those who report performing brief cognitive assessments as part of their standard protocol, 72 percent do so annually, 22 percent do so at least every 2 years, and 6 percent do so less frequently.

There are limited older data on how often cognitive assessments were performed in primary care. An analysis of 2000-2002 data from the Aging, Demographics, and Memory Study (ADAMS) of 845 community-based seniors over age 70 found that only 8 percent had ever received a cognitive evaluation by a physician.<sup>164</sup> More generally, a 2008 survey of 1,000 PCPs showed that 40 percent reported discussing cognitive impairment risk with adults who did not have a diagnosis of dementia "often" or "very often" in the last 6 months, and another 39 percent reported having this discussion "sometimes."<sup>556</sup>

### **Brief Cognitive Assessment Procedures**

Of the 28 percent of seniors who report ever having had a cognitive assessment, 89 percent say they were administered a test to measure their thinking and memory abilities; 59 percent were asked questions about cognitive symptoms; 28 percent were asked questions about symptoms that family, friends or caregivers had noticed; and 19 percent say their friends, family or caregivers were asked directly about the patient's symptoms.

More than 95 percent of PCPs report that they use their own observations during visits, ask the patient questions about his or her cognition, and ask caregivers, family and friends about the patient's cognition during a brief cognitive assessment. Nine of 10 also report using

one or more structured assessments. The assessments PCPs most commonly report using are the Mini-Mental State Examination (MMSE; 80 percent), Clock Drawing Test (CDT; 64 percent) and the Mini-Cog (52 percent).<sup>A23</sup> Among those PCPs who use structured assessments, a large majority (77 percent) consider their structured testing not definitive enough to make a diagnosis, instead favoring more testing. This view is consistent with recent data indicating that brief structured assessment instruments are imperfect tools and comprise just one aspect of the diagnostic process.<sup>557-558</sup>

PCPs report relying mostly on continuing medical education (CME) (92 percent), professional journals (85 percent), colleagues (77 percent) and scientific meetings (58 percent) for information about brief cognitive assessment best practices. However, their familiarity with resources designed to assist PCPs with brief cognitive assessments offered by specific professional groups is relatively low. Less than 40 percent of PCPs are familiar with, and less than one-third report using, the Alzheimer's Association Medicare AWV Algorithm, the Alzheimer's Association Cognitive Assessment Toolkit or the American Academy of Family Physicians Cognitive Care Kit.

A 2008 PCP survey found that 42 percent obtain cognitive health information from professional journals, 17 percent from CME sources and 17 percent from professional websites or listservs.<sup>556</sup> In a focus group of primary care providers collected in 2007-2008 as part of the Healthy Brain Study, online information and CME were the major sources of information about cognitive health.<sup>559</sup>

Nearly all respondents in the Alzheimer's Association Primary Care Physician Cognitive Assessment Survey say that more information about several aspects of the brief cognitive assessment and follow-up process would be useful to them (Figure 15), consistent with earlier studies suggesting that PCPs could benefit from, and desire, more information about how to conduct brief cognitive assessments.<sup>560-563</sup> For example, structured cognitive assessment tools are incorrectly scored or reported in one-quarter to one-third of cases.<sup>561-562</sup>

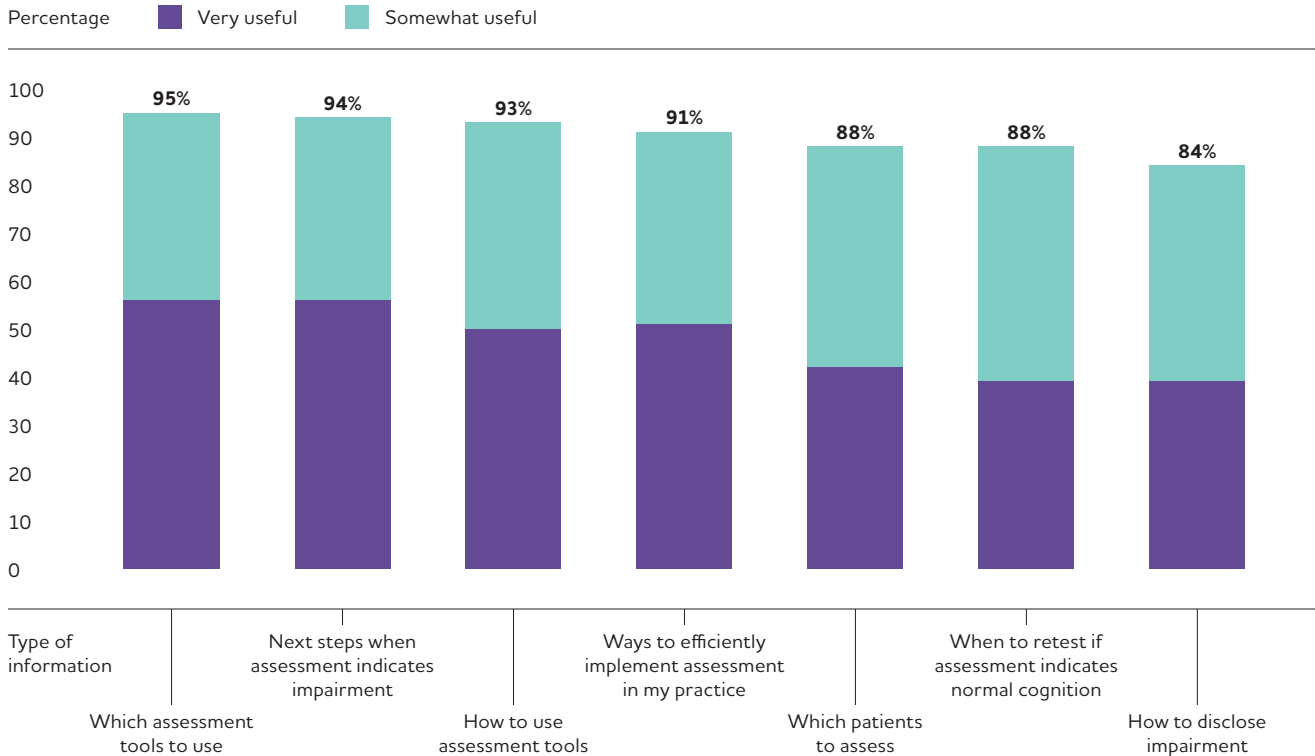
### **Decision Whether or Not to Assess**

Nearly all PCPs say the decision to assess patients for cognitive impairment is driven, in part, by reports of symptoms and/or requests. This includes reports of symptoms from family, caregivers or friends (98 percent) or patients themselves (97 percent), or requests for an assessment from family or caregivers (98 percent) or patients (94 percent). Ninety-six percent assess a patient for cognitive impairment if their own subjective assessment during an office visit indicates potential impairment. Three-quarters or more assess patients



**FIGURE 15**

### Percentage of Primary Care Physicians Who Say Specific Types of Additional Information Would Be Helpful for Brief Cognitive Assessments



Created from data based on the Alzheimer's Association Primary Care Physician Cognitive Assessment Survey.<sup>A22</sup>

based upon age (74 percent) or if the patient's medical history indicates a higher risk of cognitive impairment (87 percent), but just 32 percent rely on other sociodemographic risk factors such as race or sex in deciding whether or not to assess a patient.

When PCPs choose *not* to assess a patient age 65 or older for cognitive impairment, most often it is because a patient presents with no symptoms or complaints (68 percent). Another reason for not assessing patients given by more than half of PCPs is a lack of time during patient visits (58 percent), a response that is consistent with data indicating that the U.S. primary care system is beyond capacity. For example, estimates from 2003 and 2009 suggest that a PCP with 2,500 patients would need more than 7 hours per work day to complete all of the recommended preventive services<sup>564</sup> and nearly 22 hours per work day to provide preventive services and chronic disease management.<sup>565</sup>

A majority also cite patient resistance as a reason for not always assessing, including resistance to initial assessment (57 percent) and high patient refusal rates for follow-up testing (34 percent). Several studies have also reported high

refusal rates, ranging from 48 percent to 67 percent.<sup>163,566-568</sup> Nearly half of PCPs sometimes choose not to assess a patient because treatment options are limited. Additional concerns about the impact of a diagnosis on the patient, lack of confidence in assessing, business concerns and difficulties with patients were also cited.<sup>A24</sup>

#### **Next Steps Following a Brief Cognitive Assessment**

##### Medical Follow-up

When PCPs detect cognitive impairment, 97 percent recommend laboratory testing for reversible causes of cognitive impairment, and 99 percent make referrals to specialists. However, only 56 percent of PCPs recommend laboratory testing for all patients with a detected impairment, and only 17 percent make specialist referrals for all patients with a detected impairment.

##### Disclosure of Diagnosis

When cognitive impairment is detected, PCPs say they inform their patients 92 percent of the time (on average), and 64 percent report that they always inform patients. Nearly all seniors (95 percent) would want their health care provider to tell them if they were showing signs of thinking and memory problems, and 99 percent believe they have

a right to know this information. Nine of 10 seniors would also want to undergo further testing to learn more about the problem and how it might be treated.

Among the 36 percent of surveyed PCPs who inform less than 100 percent of their patients, 73 percent say it's because early disclosure before a full diagnostic workup is premature, and 41 percent say that brief cognitive assessments have high rates of false positives or false negatives. Fifty-four percent also note that treatment options are limited. Additional reasons PCPs decide not to disclose are similar to reasons cited for not assessing all patients, and include concerns about the impact of a diagnosis on the patient, a lack of confidence or expertise, business concerns and difficulties with patients, including refusal of follow-up testing.<sup>A25</sup>

### **Seniors' Concerns About Cognition**

Half of all seniors (51 percent) report sometimes or frequently noticing changes in their ability to think, understand or remember things, and nearly one-quarter (22 percent) worry about such changes. Furthermore, one in nine seniors (11 percent) say that these changes interfere with their ability to function in activities such as cooking, getting dressed and grocery shopping. Forty-eight percent of seniors report doing activities or hobbies specifically because they hope it will help them with memory or thinking. This contrasts with the 84 percent who reported spending time doing activities that are beneficial for brain health in a 2006 telephone survey conducted by the American Society on Aging and the MetLife Foundation of attitudes and awareness of brain health involving 1,000 adults age 42 and older.<sup>545</sup>

### **Discussion of Cognitive Concerns with Health Care Providers**

Of the 51 percent of seniors who sometimes or frequently notice changes in their cognition, most discuss these changes with family (67 percent) and friends (54 percent), but only 40 percent have talked to a health care provider about the changes. Among those who have, 37 percent talked to their primary health care provider and 12 percent talked to a specialist. Among the entire population of seniors surveyed, 47 percent have ever discussed their thinking and memory abilities with a health care provider, and 34 percent have done so in the last year.

Only one-quarter of seniors report that a health care provider has ever asked them if they have concerns about their thinking and memory without the seniors bringing it up first, and just 15 percent report having ever brought up concerns on their own, without a health care provider raising the topic first. Of those who haven't talked to a health care provider about their concerns, a large majority say it's because the changes seem like a normal part

of aging (93 percent) and are not severe (80 percent). A number of other reasons were also provided.

When asked whether they agree or disagree with the statement "I trust that my doctor will recommend testing for thinking and memory problems if it is needed," 93 percent of seniors reported that they strongly (54 percent) or somewhat agree (39 percent).

### **Attitudes Toward Cognitive Assessment Seniors' Attitudes Toward Cognitive Testing**

Despite widespread lack of cognitive assessment, four of five seniors believe it is important to have their thinking and memory checked, similar to how they might have other routine physical check-ups and assessments, findings that are broadly consistent with earlier data (Figure 16).<sup>545,563</sup>

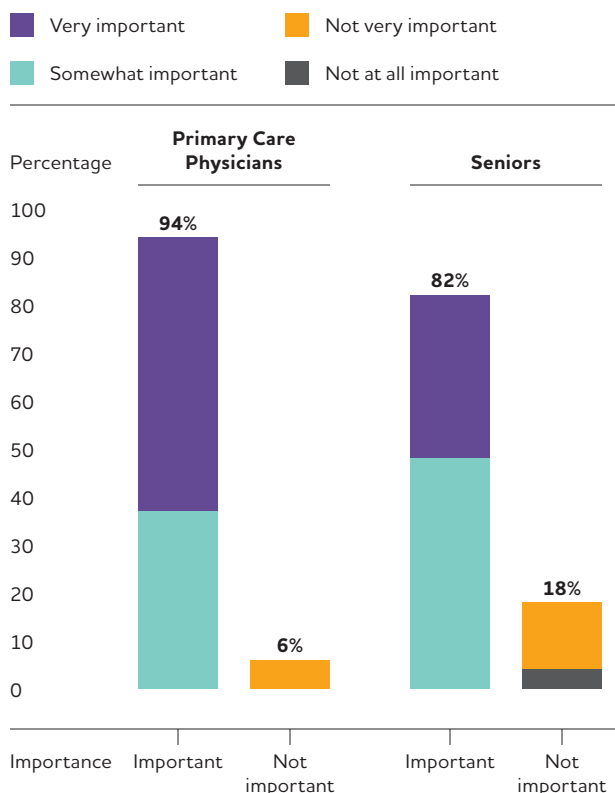
Eighty-nine percent of participants in the consumer survey think every senior should ask his or her doctor to check for thinking or memory problems, and 94 percent believe that early detection of cognitive decline is mostly beneficial.<sup>A26</sup> Only 2 percent of seniors believe that early detection of cognitive impairment is mostly harmful, and the top reasons focus on the negative psychological impact it may have.

Although most seniors believe in the value of assessment and early detection, a substantial minority (up to one-third) also express concerns about assessment and testing: 29 percent believe that tests for thinking or memory problems are unreliable; 24 percent agree that the idea of all seniors being tested for thinking or memory problems is insulting; and 19 percent believe there is no cure or treatment for thinking or memory problems, so why bother testing for them.

### **PCP Attitudes Toward Early Detection of Cognitive Impairment**

Nearly all PCPs (94 percent) say they consider it important to assess all patients age 65 and older for cognitive impairment, and 58 percent say it is very important (Figure 16). Ninety-nine percent of PCPs consider it important to assess high-risk patients for cognitive impairment, and 87 percent consider it very important. High-risk patients were defined as those with a family history of dementia, personality changes, depression, unexplained deterioration of a chronic disease, or falls and balance issues. Taken together, these statistics demonstrate to PCPs that their colleagues do indeed value brief cognitive assessments.

PCPs are generally well aware of the importance of early detection, and see value in the opportunities for planning, support and potential treatment that early detection affords.<sup>529,531-532</sup> Early detection of cognitive impairment is

**FIGURE 16****Perceived Importance of Brief Cognitive Assessments**

Created from data based on the Alzheimer's Association Consumer Cognitive Assessment and Primary Care Physician Cognitive Assessment Surveys.<sup>A22</sup>

seen as beneficial for two-thirds of patients, as it allows for planning and potential intervention. In all, PCPs estimate that 64 percent of patients benefit from early detection of cognitive impairment, while 7 percent are harmed, and 29 percent are neither benefited nor harmed.

More than nine of 10 PCPs say the benefits of early detection include allowing the patient and family to plan for the future; allowing testing and treatment for reversible causes; encouraging patients and families to seek support and education; and addressing potential safety issues ahead of time. The majority of PCPs also identified additional benefits, including allowing patients to understand what is happening to them and beginning health measures to preserve existing cognitive function for as long as possible. The majority of PCPs also identify additional benefits, including early treatment, more time to assemble medical and caregiving teams, and relieving patient concerns about other things that might be wrong. Surprisingly, just 35 percent of PCPs cite participation in clinical trials or other research as an important benefit of early detection.

While most PCPs say potential treatment and prevention are important, fewer than half (45 percent) believe there is strong scientific evidence supporting strategies to slow the rate of cognitive decline, including strategies such as smoking cessation, regular exercise, and control of hypertension and other cardiovascular risk factors. The remaining PCPs believe there is moderate (39 percent) or weak (16 percent) evidence.

**Awareness and Utilization of Medicare Benefits****Annual Wellness Visit**

Seventy-eight percent of seniors say they are knowledgeable about what their Medicare benefits cover, and 63 percent say they pay close attention to changes in Medicare laws and the benefits that are covered. Most (54 percent) also say they try to make full use of their benefits, getting all the tests, assessments and doctor visits available to them. Conversely, 46 percent say they use their Medicare benefits only when they are having a problem or need medical care.

Seventy-six percent of seniors are aware that Medicare specifically provides for a free AWV, and 64 percent report ever having seen a health care provider for an AWV (Figure 17, see page 66). However, only half as many (32 percent) are aware that an AWV includes a review of memory or thinking problems they might have, and only one-third (32 percent) recall a health care provider asking them about memory or thinking problems at an AWV (Figure 17).

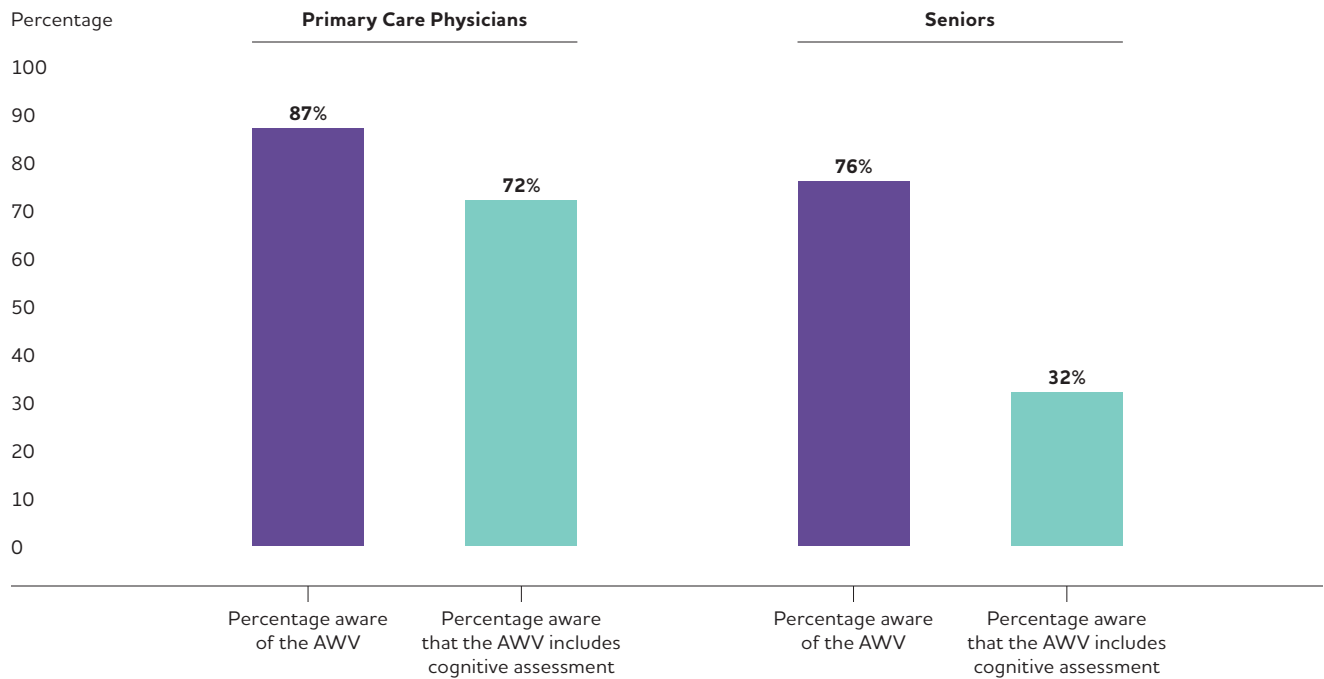
Eighty-seven percent of PCPs are aware that Medicare provides free AWVs, and 72 percent, are aware that AWVs specifically provide for services to help detect cognitive impairment (Figure 17). On average, those who are aware that AWVs provide services to help detect cognitive impairments report performing an assessment at four of five AWVs. However, PCPs report, on average, that just four in 10 of their patients are coming in for AWVs.

**Care Planning Benefits**

Roughly one-third of seniors are aware that Medicare will pay for testing and care planning for people who have Alzheimer's disease, other dementia or cognitive impairment. Just under one-third of PCPs (30 percent) are aware that Medicare provides reimbursement for a clinical visit that results in a comprehensive care plan, including cognition-focused evaluation (CPT® code 99483) and fewer than one in four (22 percent) report having billed under CPT® code 99483.

**Differences Among PCPs Based on Years in Practice**

PCPs who have been in practice fewer than 25 years (n=622) are more focused on assessing patients for cognitive impairment than those who have been in practice for

**FIGURE 17****Awareness of the Medicare Annual Wellness Visit (AWV) Among Primary Care Physicians and Seniors**

Created from data based on the Alzheimer's Association Consumer Cognitive Assessment and Primary Care Physician Cognitive Assessment Surveys.<sup>A22</sup>

25 years or more (n=378). For example, those with fewer years in practice assess a greater percentage of their older patients for cognitive impairment (53 percent versus 46 percent), are more likely to assess all of their older patients as part of their standard protocol (49 percent versus 43 percent) and think that early detection is beneficial for a higher percentage of their patients (66 percent versus 61 percent) than those with 25 or more years in practice. They are also more likely to use structured assessments during cognitive evaluations (91 percent versus 86 percent) and refer patients to a specialist when cognitive impairment is detected (61 percent versus 57 percent). All differences are statistically significant.

### Toward Better Cognitive Assessment: Challenges and Steps Forward

Taken together, the Alzheimer's Association surveys provide a detailed view of the current state of brief cognitive assessments in the primary care setting and shed light on several opportunities for better education of both seniors and PCPs that have the potential to improve the quality and quantity of cognitive assessments.

#### Educational Opportunities for Seniors

The Alzheimer's Association Primary Care Physician Cognitive Assessment Survey reveals that nine of 10

PCPs believe regular assessments are important for all adults age 65 or older. It also indicates that PCPs are responsive to seniors bringing up cognitive symptoms. Important messages for seniors are that their doctors think cognitive assessments are valuable, and that they should speak to their doctor if they have concerns about their thinking or memory.

Despite nearly 80 percent of seniors reporting that they are knowledgeable about their Medicare coverage, only 32 percent are aware that AWVs include cognitive assessment. This represents an important opportunity to increase seniors' knowledge of the benefits available to them.

While the Alzheimer's Association senior survey showed that four of five older adults think brief cognitive assessments are beneficial and nine of 10 say they would want further testing if an impairment was detected, nearly 30 percent of seniors surveyed believe that tests for thinking or memory problems are unreliable. Furthermore, 57 percent of PCPs cite patient resistance to initial assessment, and 34 percent cite refusal of follow-up testing, as reasons they don't always provide brief cognitive assessments, consistent with earlier studies documenting these two phenomena.<sup>163</sup> Thus, seniors would benefit from increased awareness of the

importance of brief cognitive assessments and of follow-up testing when cognitive impairment is detected.

### **Educational Opportunities for PCPs**

In addition to highlighting key messages for older Americans, the Alzheimer's Association surveys identified key trends for PCPs to understand. With four of five seniors indicating that brief cognitive assessments are beneficial and nine of 10 saying they trust their doctor to recommend cognitive testing, it is clear not only that seniors value cognitive assessments, but also that they are waiting for their doctor to ask about their thinking and memory symptoms.

Although PCPs are generally well aware of the many medical, financial and social/emotional benefits of early detection,<sup>529,531-532</sup> fewer than four in 10 cite participation in clinical trials or other forms of research as an important benefit of early detection, suggesting an opportunity for increased education about the many ways that clinical trial participation can be helpful to their patients.

### **Resources on Brief Cognitive Assessment Best Practices**

The Alzheimer's Association PCP survey showed that nearly all PCPs desire more information about several aspects of brief cognitive assessments. In recognition of the lack of clear guidelines from CMS on how to perform cognitive assessment during an AWW, in 2017, the Alzheimer's Association convened a Diagnostic Evaluation Clinical Practice Guideline Workgroup (the AADx-CPG Workgroup), composed of experts across disciplines in dementia care and research, that focuses on the evaluation, diagnosis and disclosure process in all care settings, particularly in primary care. When published, these clinical practice guidelines will be an important resource for PCPs.

Just four of 10 PCPs are aware of, and just three of 10 use, the existing resources for brief cognitive assessment best practices created by professional societies. The Alzheimer's Association Medicare Annual Wellness Visit Algorithm for Assessment of Cognition and the Cognitive Assessment Toolkit provide guidance on review of patient health risk assessment information, patient observation, informal questioning about cognition, as well as the use of specific structured patient and informant cognitive assessment tools.<sup>552,569</sup> The American Academy of Family Physicians Cognitive Care Kit contains resources on cognitive assessments, diagnosis and disclosure, and disease management, as well as prevention, long-term planning and caregiver resources.<sup>554</sup> Increasing PCP awareness and use of these tools is an important step to empowering physicians to increase the quantity and quality of brief cognitive assessments.

*The Healthy Brain Initiative State and Local Public Health Partnerships to Address Dementia: The 2018-2023 Road Map,*

published by the CDC and the Alzheimer's Association, outlines 25 action agenda items to maximize cognitive health, including several strategies aimed at providing better education about brief cognitive assessments to PCPs.<sup>570</sup> In addition, in 2018, the Alzheimer's Association launched an innovative pilot program that is connecting dementia care experts with health care providers. The program includes information and resources relevant to clinical practice and is aimed at helping primary care providers not specialized in dementia care to better diagnose, care and support individuals with Alzheimer's and other dementias.

A handful of primary care provider training programs have been developed to aid cognitive assessment in the primary care setting. Studies of these programs, which involved small sample sizes, had mixed results. Positive outcomes reported by these studies include increased cognitive assessment rates, improved ability to detect dementia, increased clinician confidence in diagnosis and dementia care overall, and higher patient satisfaction.<sup>563,571-573</sup> More research is needed to further evaluate the utility of cognitive assessment training programs.

### **New Diagnostic Modalities**

As research on additional ways to diagnose Alzheimer's disease and other dementias moves forward, new tools for diagnosis are becoming available to clinicians. Three positron emission tomography (PET) radiotracers are currently approved by the U.S. Food and Drug Administration to assist clinicians in the diagnosis of Alzheimer's disease, although they cannot yet be used to conclusively diagnose the disease in clinical practice. The Imaging Dementia—Evidence for Amyloid Scanning (IDEAS) Study, led by the Alzheimer's Association, is currently assessing whether amyloid PET imaging can impact treatment decisions and medical outcomes in people with MCI or dementia of uncertain origin. Preliminary results indicate that amyloid PET imaging led to a change in patient management in more than 60 percent of participants.<sup>574</sup>

Cerebrospinal fluid (CSF) biomarkers are another promising diagnostic tool for Alzheimer's disease currently under development.<sup>529</sup> In preparation for the inclusion of CSF biomarkers in the diagnostic process of Alzheimer's disease, the Alzheimer's Association convened a multidisciplinary workgroup that developed appropriate use criteria for lumbar puncture and CSF testing to guide clinicians.<sup>575</sup>

It is important to note that these tools are likely to be utilized in tertiary care rather than primary care. They are not needed to diagnose the presence of cognitive decline or dementia, but rather may be used to determine the specific

cause or causes of a person's cognitive symptoms. As new diagnostic tools become available for clinical practice, physician and consumer attitudes and practices with respect to brief cognitive assessments may also evolve.

### **Trends of Hope**

Despite significant challenges to improving brief cognitive assessments in the primary care setting, there are a number of encouraging signs that the United States is moving toward better and more numerous assessments, and better awareness of cognitive decline. Both seniors and PCPs think cognitive assessments are important, indicating that there is a strong foundation of knowledge on which to build going forward. PCPs are asking for information about how to better conduct assessments, demonstrating a desire for improvement. The fact that PCPs who have been in practice for fewer than 25 years are conducting more brief cognitive assessments and placing more importance on them than their older counterparts also suggests that the future will see improved early detection of cognitive decline. Finally, as awareness and usage of the Medicare AWWs, and the new care planning benefit grows, it will become progressively more common to regularly assess the cognition of older adults.

### **Conclusions**

The Alzheimer's Association Primary Care Physician and Consumer Cognitive Assessment Surveys provide a clear picture of the state of cognitive assessment in the primary care setting. Despite seniors' and PCPs' widespread awareness of the benefits of early detection and widely held beliefs that regular cognitive assessments are important, just half of seniors are being assessed, and only one in seven is receiving regular assessments.

The surveys highlight a number of educational opportunities for seniors and PCPs alike that have the potential to lead to the better utilization of brief cognitive assessments and the greater detection and diagnosis of cognitive impairment and dementia that are so urgently needed.

## End Notes

- A1. Number of Americans age 65 and older with Alzheimer's dementia for 2019 (prevalence of Alzheimer's in 2019): The number 5.6 million is from published prevalence estimates based on incidence data from the Chicago Health and Aging Project (CHAP) and population estimates from the 2010 U.S. Census.<sup>51</sup>
- A2. Percentage of total Alzheimer's dementia cases by age groups: Percentages for each age group are based on the estimated 200,000 people under 65,<sup>51</sup> plus the estimated numbers for people ages 65 to 74 (0.9 million), 75 to 84 (2.6 million), and 85+ (2.1 million) based on prevalence estimates for each age group and incidence data from the CHAP study.
- A3. Proportion of Americans age 65 and older with Alzheimer's dementia: The 10 percent for the age 65 and older population is calculated by dividing the estimated number of people age 65 and older with Alzheimer's dementia (5.6 million) by the U.S. population age 65 and older in 2019, as projected by the U.S. Census Bureau (54.6 million) = approximately 10 percent.<sup>157</sup> Please note that the proportion of Americans age 65 and older with Alzheimer's dementia has gone down slightly in recent years despite the number of Americans with Alzheimer's dementia in this age range going up; this is because of the large number of baby boomers who have started to enter this age range and increased the overall number of seniors, but at the early low risk years in this range.<sup>246</sup>
- A4. Differences between CHAP and ADAMS estimates for Alzheimer's dementia prevalence: ADAMS estimated the prevalence of Alzheimer's dementia to be lower than CHAP, at 2.3 million Americans age 71 and older in 2002,<sup>160</sup> while the CHAP estimate for 2000 was 4.5 million.<sup>576</sup> At a 2009 conference convened by the National Institute on Aging and the Alzheimer's Association, researchers determined that this discrepancy was mainly due to two differences in diagnostic criteria: (1) a diagnosis of dementia in ADAMS required impairments in daily functioning and (2) people determined to have vascular dementia in ADAMS were not also counted as having Alzheimer's, even if they exhibited clinical symptoms of Alzheimer's.<sup>161</sup> Because the more stringent threshold for dementia in ADAMS may miss people with mild Alzheimer's dementia and because clinical-pathologic studies have shown that mixed dementia due to both Alzheimer's and vascular pathology in the brain is very common,<sup>25</sup> the Association believes that the larger CHAP estimates may be a more relevant estimate of the burden of Alzheimer's dementia in the United States.
- A5. Number of new cases of Alzheimer's dementia in 2019: The East Boston Established Populations for Epidemiologic Study of the Elderly (EPESE) estimated that there would be 454,000 new cases in 2010 and 491,000 new cases in 2020 (see Hebert et al.<sup>183</sup>). The Alzheimer's Association calculated the incidence of new cases in 2019 by multiplying the 10-year change from 454,000 to 491,000 (37,000) by 0.9 (for the number of years from 2010 to 2019 divided by the number of years from 2010 to 2020), adding that result (33,300) to the Hebert et al. estimate for 2010 (454,000) = 487,300.<sup>183</sup> Rounded to the nearest thousand, this is 487,000 new cases of Alzheimer's dementia in 2019.
- A6. Criteria for identifying people with Alzheimer's or other dementias in the Framingham Study: From 1975 to 2009, 7,901 people from the Framingham Study who had survived free of dementia to at least age 45, and 5,937 who had survived free of dementia until at least age 65 were followed for incidence of dementia.<sup>184</sup> Diagnosis of dementia was made according to the *Diagnostic and Statistical Manual of Mental Disorders, 4th Edition (DSM-IV)* criteria and required that the participant survive for at least 6 months after onset of symptoms. Standard diagnostic criteria (the NINCDS-ADRDA criteria from 1984) were used to diagnose Alzheimer's dementia. The definition of Alzheimer's and other dementias used in the Framingham Study was very strict; if a definition that included milder disease and disease of less than 6 months' duration were used, lifetime risks of Alzheimer's and other dementias would be higher than those estimated by this study.
- A7. State-by-state prevalence of Alzheimer's dementia: These state-by-state prevalence numbers are based on an analysis of incidence data from CHAP, projected to each state's population, with adjustments for state-specific age, gender, years of education, race and mortality.<sup>185</sup> Specific prevalence numbers for 2019 were derived from this analysis and provided to the Alzheimer's Association by a team led by Liesi Hebert, Sc.D., from Rush University Institute on Healthy Aging.
- A8. Number of women and men age 65 and older with Alzheimer's dementia in the United States: The estimates for the number of U.S. women (3.5 million) and men (2.1 million) age 65 and older with Alzheimer's in 2019 is from unpublished data from CHAP. For analytic methods, see Hebert et al.<sup>51</sup>
- A9. Prevalence of Alzheimer's and other dementias in older whites, black/African Americans and Hispanics: The statement that black/African Americans are twice as likely and Hispanics one and one-half times as likely as whites to have Alzheimer's or other dementias is the conclusion of an expert review of a number of multiracial and multiethnic data sources, as reported in detail in the Special Report of the Alzheimer's Association's *2010 Alzheimer's Disease Facts and Figures*.
- A10. Projected number of people with Alzheimer's dementia: This figure comes from the CHAP study.<sup>51</sup> Other projections are somewhat lower (see, for example, Brookmeyer et al.<sup>577</sup>) because they relied on more conservative methods for counting people who currently have Alzheimer's dementia.<sup>44</sup> Nonetheless, these estimates are statistically consistent with each other, and all projections suggest substantial growth in the number of people with Alzheimer's dementia over the coming decades.
- A11. Projected number of people age 65 and older with Alzheimer's dementia in 2025: The number 7.1 million is based on a linear extrapolation from the projections of prevalence of Alzheimer's for the years 2020 (5.8 million) and 2030 (8.4 million) from CHAP.<sup>51</sup>
- A12. Annual mortality rate due to Alzheimer's disease by state: Unadjusted death rates are presented rather than age-adjusted death rates in order to provide a clearer depiction of the true burden of mortality for each state. States such as Florida with larger populations of older people will have a larger burden of mortality due to Alzheimer's — a burden that appears smaller relative to other states when the rates are adjusted for age.
- A13. Number of family and other unpaid caregivers of people with Alzheimer's or other dementias: To calculate this number, the Alzheimer's Association started with data from the BRFSS survey. In 2009, the BRFSS survey asked respondents age 18 and over whether they had provided any regular care or assistance during the past month to a family member or friend who had a health problem, long-term illness or disability. To determine the number of family and other unpaid caregivers nationally and by state, we applied the proportion of caregivers nationally and for each state from the 2009 BRFSS (as provided by the CDC, Healthy Aging Program, unpublished data) to the number of people age 18 and older nationally and in each state from the U.S. Census Bureau report for July 2018. Available at: <https://www.census.gov/data/tables/time-series/demo/popest/2010s-state-detail.html>. Accessed on Jan. 3, 2019. To calculate the proportion of family and other unpaid caregivers who provide care for a person with Alzheimer's or another dementia, the Alzheimer's Association used data from the results of a national telephone survey also conducted in 2009 for the National Alliance for Caregiving (NAC)/AARP.<sup>578</sup> The NAC/AARP survey asked respondents age 18 and over whether they were providing unpaid care for a relative or friend age 18 or older or had provided such care during the past 12 months. Respondents who answered affirmatively were then asked about the health problems of the person for whom they provided care. In response, 26 percent of caregivers said that: (1) Alzheimer's

or another dementia was the main problem of the person for whom they provided care, or (2) the person had Alzheimer's or other mental confusion in addition to his or her main problem. The 26 percent figure was applied to the total number of caregivers nationally and in each state, resulting in a total of 16.2495 million Alzheimer's and dementia caregivers.

**A14. The 2014 Alzheimer's Association Women and Alzheimer's Poll:**

This poll questioned a nationally-representative sample of 3,102 American adults about their attitudes, knowledge and experiences related to Alzheimer's and dementia from Jan. 9, 2014, to Jan. 29, 2014. An additional 512 respondents who provided unpaid help to a relative or friend with Alzheimer's or a related dementia were asked questions about their care provision. Random selections of telephone numbers from landline and cell phone exchanges throughout the United States were conducted. One individual per household was selected from the landline sample, and cell phone respondents were selected if they were 18 years old or older. Interviews were administered in English and Spanish. The poll "oversampled" Hispanics, selected from U.S. Census tracts with higher than an 8 percent concentration of this group. A list sample of Asian Americans was also utilized to oversample this group. A general population weight was used to adjust for number of adults in the household and telephone usage; the second stage of this weight balanced the sample to estimated U.S. population characteristics. A weight for the caregiver sample accounted for the increased likelihood of female and white respondents in the caregiver sample. Sampling weights were also created to account for the use of two supplemental list samples. The resulting interviews comprise a probability-based, nationally representative sample of U.S. adults. A caregiver was defined as an adult over age 18 who, in the past 12 months, provided unpaid care to a relative or friend age 50 or older with Alzheimer's or another dementia. Questionnaire design and interviewing were conducted by Abt SRBI of New York.

**A15. Number of hours of unpaid care:** To calculate this number, the Alzheimer's Association used data from a follow-up analysis of results from the 2009 NAC/AARP national telephone survey (data provided under contract by Matthew Greenwald and Associates, Nov. 11, 2009). These data show that caregivers of people with Alzheimer's or other dementias provided an average of 21.9 hours a week of care, or 1,139 hours per year. The number of family and other unpaid caregivers (16.2495 million)<sup>A13</sup> was multiplied by the average hours of care per year, which totals 18.505 billion hours of care. This is slightly lower than the total resulting from multiplying 1,139 by 16.2495 million because of rounding.

**A16. Value of unpaid caregiving:** To calculate this number, the Alzheimer's Association used the method of Amo and colleagues.<sup>579</sup> This method uses the average of the federal minimum hourly wage (\$7.25 in 2018) and the mean hourly wage of home health aides (\$18.02 in July 2018).<sup>580</sup> The average is \$12.64, which was multiplied by the number of hours of unpaid care (18.505 billion) to derive the total value of unpaid care (\$233.903 billion; this is slightly higher than the total resulting from multiplying \$12.64 by 18.505 billion because 18.505 is a rounded number for the hours of unpaid care).

**A17. Higher health care costs of Alzheimer's caregivers:** This figure is based on a methodology originally developed by Brent Fulton, Ph.D., for *The Shriver Report: A Woman's Nation Takes on Alzheimer's*. A survey of 17,000 employees of a multinational firm based in the United States estimated that caregivers' health care costs were 8 percent higher than non-caregivers'.<sup>581</sup> To determine the dollar amount represented by that 8 percent figure nationally and in each state, the 8 percent figure and the proportion of caregivers from the 2009 BRFSS<sup>A13</sup> were used to weight each state's

caregiver and non-caregiver per capita personal health care spending in 2014,<sup>582</sup> inflated to 2018 dollars. The dollar amount difference between the weighted per capita personal health care spending of caregivers and non-caregivers in each state (reflecting the 8 percent higher costs for caregivers) produced the average additional health care costs for caregivers in each state. Nationally, this translated into an average of \$727. The amount of the additional cost in each state, which varied by state from a low of \$540 in Utah to a high of \$1,084 in the District of Columbia, was multiplied by the total number of unpaid Alzheimer's and dementia caregivers in that state<sup>A13</sup> to arrive at that state's total additional health care costs of Alzheimer's and other dementia caregivers as a result of being a caregiver. The combined total for all states was \$11.789 billion. Fulton concluded that this is "likely to be a conservative estimate because caregiving for people with Alzheimer's is more stressful than caregiving for most people who don't have the disease."<sup>583</sup>

**A18. Lewin Model on Alzheimer's and dementia costs:** These numbers come from a model created for the Alzheimer's Association by the Lewin Group. The model estimates total payments for health care, long-term care and hospice — as well as state-by-state Medicaid spending — for people with Alzheimer's and other dementias. The model was updated by the Lewin Group in January 2015 (updating previous model) and June 2015 (addition of state-by-state Medicaid estimates). Detailed information on the model, its long-term projections and its methodology are available at [alz.org/trajectory](http://alz.org/trajectory). For the purposes of the data presented in this report, the following parameters of the model were changed relative to the methodology outlined at [alz.org/trajectory](http://alz.org/trajectory): (1) cost data from the 2011 Medicare Current Beneficiary Survey (MCBS) were used rather than data from the 2008 MCBS; (2) prevalence among older adults was assumed to equal the prevalence levels from Hebert and colleagues<sup>51</sup> and included in this report (5.8 million in 2019),<sup>A2</sup> rather than the prevalence estimates derived by the model itself; (3) estimates of inflation and excess cost growth reflect the most recent relevant estimates from the cited sources (the Centers for Medicare & Medicaid Services [CMS] actuaries and the Congressional Budget Office); and (4) the most recent (2014) state-by-state data from CMS on the number of nursing home residents and percentage with moderate and severe cognitive impairment were used in lieu of 2012 data.

**A19. All cost estimates were inflated to year 2018 dollars using the Consumer Price Index (CPI):** All cost estimates were inflated using the seasonally adjusted average prices for medical care services from all urban consumers. The relevant item within medical care services was used for each cost element. For example, the medical care item within the CPI was used to inflate total health care payments; the hospital services item within the CPI was used to inflate hospital payments; and the nursing home and adult day services item within the CPI was used to inflate nursing home payments.

**A20. Medicare Current Beneficiary Survey Report:** These data come from an analysis of findings from the 2011 Medicare Current Beneficiary Survey (MCBS). The analysis was conducted for the Alzheimer's Association by Avalere Health.<sup>466</sup> The MCBS, a continuous survey of a nationally representative sample of about 15,000 Medicare beneficiaries, is linked to Medicare claims. The survey is supported by the U.S. Centers for Medicare & Medicaid Services (CMS). For community-dwelling survey participants, MCBS interviews are conducted in person three times a year with the Medicare beneficiary or a proxy respondent if the beneficiary is not able to respond. For survey participants who are living in a nursing home or another residential care facility, such as an assisted living residence, retirement home or a long-term care unit in a hospital or mental health facility, MCBS interviews are conducted with a staff member designated by the facility administrator as the most appropriate to answer the questions. Data from the MCBS



analysis that are included in *2019 Alzheimer's Disease Facts and Figures* pertain only to Medicare beneficiaries age 65 and older. For this MCBS analysis, people with dementia are defined as:

- Community-dwelling survey participants who answered yes to the MCBS question, "Has a doctor ever told you that you had Alzheimer's disease or dementia?" Proxy responses to this question were accepted.
- Survey participants who were living in a nursing home or other residential care facility and had a diagnosis of Alzheimer's disease or dementia in their medical record.
- Survey participants who had at least one Medicare claim with a diagnostic code for Alzheimer's or other dementias in 2008. The claim could be for any Medicare service, including hospital, skilled nursing facility, outpatient medical care, home health care, hospice or physician, or other health care provider visit. The diagnostic codes used to identify survey participants with Alzheimer's or other dementias are 331.0, 331.1, 331.11, 331.19, 331.2, 331.7, 331.82, 290.0, 290.1, 290.10, 290.11, 290.12, 290.13, 290.20, 290.21, 290.3, 290.40, 290.41, 290.42, 290.43, 291.2, 294.0, 294.1, 294.10 and 294.11.

Costs from the MCBS analysis are based on responses from 2011 and reported in 2018 dollars.

- A21. Differences in estimated costs reported by Hurd and colleagues: Hurd and colleagues<sup>465</sup> estimated per-person costs using data from participants in ADAMS, a cohort in which all individuals underwent diagnostic assessments for dementia. *2019 Alzheimer's Disease Facts and Figures* estimated per-person costs using data from the Medicare Current Beneficiary Survey (MCBS). One reason that the per-person costs estimated by Hurd and colleagues are lower than those reported in *Facts and Figures* is that ADAMS, with its diagnostic evaluations of everyone in the study, is more likely than MCBS to have identified individuals with less severe or undiagnosed Alzheimer's. By contrast, the individuals with Alzheimer's registered by MCBS are likely to be those with more severe, and therefore more costly, illness. A second reason is that the Hurd et al. estimated costs reflect an effort to isolate the incremental costs associated with Alzheimer's and other dementias (those costs attributed only to dementia), while the per-person costs in *2019 Alzheimer's Disease Facts and Figures* incorporate all costs of caring for people with the disease (regardless of whether the expenditure was related to dementia or a coexisting condition).
- A22. Alzheimer's Association Consumer and Primary Care Physician Cognitive Assessment Surveys: The consumer survey was conducted by Versta Research from December 13, 2018, through December 26, 2018. The survey was offered in English and Spanish and as either an online Web survey or a phone survey. The 1,954 respondents had the following demographics: 55 percent were female and 45 percent were male. Forty-one percent were age 75 and older, 33 percent were age 65-69, and 26 percent were age 70-74. Thirty-eight percent resided in the South, 22 percent in the West, 21 percent in the Midwest, and 19 percent in the Northeast. Forty-two percent had an annual household income below \$40,000, 30 percent had an income between \$40,000 and \$74,999, and 28 percent had an income above \$75,000. Seventy-seven percent of respondents identified as white and non-Hispanic, 9 percent as black and non-Hispanic, and 8 percent as Hispanic. Seventy-six percent were retired, and 17 percent were working. The primary care physician survey was conducted by Versta Research from December 10, 2018, through January 8, 2019. Of the 1,000 respondents, 68 percent spent less than 90 percent of their professional time in direct patient care, while 32 percent spent between 90 and 100 percent of their time in direct patient care. On average, 49 percent of their patients were age 18-64 and 42 percent were age 65 and older. Thirty-two percent had been in practice for 15-24 years, 31 percent for fewer than 15 years, 24 percent for 25-34 years, and 14 percent for 35 years or more. Eighty-four percent had office-based practices, and 14 percent had hospital-based

practices. Fifty-one percent had a primary medical specialty of family medicine, 46 percent specialized in internal medicine, and 3 percent were general practitioners. Thirty-six percent of respondents resided in the South, 23 percent in the West, 22 percent in the Midwest, and 19 percent in the Northeast.

- A23. Additional structured assessments used by primary care physicians: Additional responses, ranked by the percentage of participants who selected that choice, are shown below. Participants were allowed to select more than one answer, so percentages do not add up to 100.
- Montreal Cognitive Assessment (MoCA): 25 percent
  - Memory Impairment Screen (MIS): 22 percent
  - General Practitioner Assessment of Cognition (GPCog): 12 percent
  - Cambridge Cognitive Examination (CAMCOG): 7 percent
- A24. Other reasons primary care physicians choose not to assess: Additional responses, grouped by theme, are shown below. Participants were allowed to select more than one answer, so percentages do not add up to 100. *Concerns about the patient:* Few services are available for diagnosed patients (32 percent); Diagnosis of cognitive impairment may be stigmatizing (25 percent); Early diagnosis does not provide benefits (19 percent). *Lack of confidence in assessing:* Specialists are better equipped to assess and diagnose (38 percent); Cognitive assessments have high rates of false positive or negatives (28 percent); Lack of training or confidence in performing such assessments (25 percent). *Business concerns:* Lack of financial reimbursement for time spent discussing results (22 percent); Lack of financial reimbursement for performing an assessment (21 percent); Follow-up care for diagnosed patients would strain primary care resources (17%). *Difficulties with patients:* Managing patients with cognitive impairment is difficult or time consuming (29 percent); Disclosing a diagnosis to patients is difficult or time consuming (24 percent).
- A25. Other reasons primary care physicians choose not to disclose: Additional responses, grouped by theme, are shown below. Participants were allowed to select more than one answer, so percentages do not add up to 100. *Concerns about the patient:* Early disclosure of results may be stigmatizing (44 percent); Few services are available for diagnosed patients (40 percent); Early disclosure does not provide benefits to a patient (29 percent). *Lack of confidence or expertise:* Disclosing results is difficult (44 percent); Specialists are better equipped to discuss results (43 percent); Do not feel equipped to address potential implications, such as employment, driving, etc. (34 percent); Lack of training or confidence in disclosing results (30 percent). *Business Concerns:* Lack of time during visits (40 percent); Follow-up care for diagnosed patients would strain primary care resources (24 percent); Lack of financial reimbursement for time spent discussing results (23 percent). *Difficulties with Patients:* The patient refusal rate for follow up testing is high (44 percent); Managing patients with cognitive impairment is difficult or time consuming (36 percent).
- A26. Additional reasons seniors believe early diagnosis is important: Additional responses, ranked by the percentage of participants who selected that choice: It allows for earlier treatment of symptoms with medication or other interventions (93 percent); A person can begin health measures to preserve existing cognitive function for as long as possible (92 percent); It helps to understand what is happening (91 percent); It allows the person and their family to plan for the future (91 percent); It allows the person to be tested and treated for reversible causes of thinking or memory problems (91 percent); It helps a person address potential safety issues ahead of time (90 percent); It encourages the person and his or her family to seek support and education (89 percent); It allows for more time to assemble medical and caregiving teams (83 percent); It relieves concerns about other things that might be wrong (76 percent); It allows the person to participate in clinical trials and other research (71 percent). Participants were allowed to select more than one answer, so percentages do not add up to 100.

## References

1. Villemagne VL, Burnham S, Bourgeat P, Brown B, Ellis KA, Salvado O, et al. Amyloid  $\beta$  deposition, neurodegeneration, and cognitive decline in sporadic Alzheimer's disease: A prospective cohort study. *Lancet Neurol* 2013;12(4):357-67.
2. Reiman EM, Quiroz YT, Fleisher AS, Chen K, Velez-Pardos C, Jimenez-Del-Rio M, et al. Brain imaging and fluid biomarker analysis in young adults at genetic risk for autosomal dominant Alzheimer's disease in the presenilin 1 E280A kindred: A case-control study. *Lancet Neurol* 2012;11(2):1048-56.
3. Jack CR, Lowe VJ, Weigand SD, Wiste HJ, Senjem ML, Knopman DS, et al. Serial PiB and MRI in normal, mild cognitive impairment and Alzheimer's disease: Implications for sequence of pathological events in Alzheimer's disease. *Brain* 2009;132:1355-65.
4. Bateman RJ, Xiong C, Benzinger TL, Fagan AM, Goate A, Fox NC, et al. Clinical and biomarker changes in dominantly inherited Alzheimer's disease. *N Engl J Med* 2012;367(9):795-804.
5. Gordon BA, Blazey TM, Su Y, Hari-Raj A, Dincer A, Flores S, et al. Spatial patterns of neuroimaging biomarker change in individuals from families with autosomal dominant Alzheimer's disease: A longitudinal study. *Lancet Neurol* 2018;17(3):241-50.
6. Braak H, Thal DR, Ghebremedhin E, Del Tredici K. Stages of the pathologic process in Alzheimer disease: age categories from 1 to 100 years. *J Neuropathol Exp Neurol* 2011;70(11):960-9.
7. National Institutes of Health. National Institute on Aging. What Happens to the Brain in Alzheimer's Disease? Available at: <https://www.nia.nih.gov/health/what-happens-brain-alzheimers-disease>. Accessed September 14, 2018.
8. Price JL, Davis PB, Morris JC, White DL. The distribution of tangles, plaques and related immunohistochemical markers in healthy aging and Alzheimer's disease. *Neurobiol Aging* 1991;12:295-312.
9. Sperling RA, Aisen PS, Beckett LA, Bennett DA, Craft S, Fagan AM, et al. Toward defining the preclinical stages of Alzheimer's disease: Recommendations from the National Institute on Aging-Alzheimer's Association workgroups on diagnostic guidelines for Alzheimer's disease. *Alzheimers Dement* 2011;7(3):280-92.
10. Albert MS, DeKosky ST, Dickson D, Dubois B, Feldman HH, Fox N, et al. The diagnosis of mild cognitive impairment due to Alzheimer's disease: Recommendations from the National Institute on Aging-Alzheimer's Association workgroups on diagnostic guidelines for Alzheimer's disease. *Alzheimers Dement* 2011;7(3):270-9.
11. McKhann GM, Knopman DS, Chertkow H, Hyman BT, Jack CR, Kawas CH, et al. The diagnosis of dementia due to Alzheimer's disease: Recommendations from the National Institute on Aging-Alzheimer's Association workgroups on diagnostic guidelines for Alzheimer's disease. *Alzheimers Dement* 2011;7(3):263-9.
12. Jack CR, Albert MS, Knopman DS, McKhann GM, Sperling RA, Carrillo MC, et al. Introduction to the recommendations from the National Institute on Aging-Alzheimer's Association workgroups on diagnostic guidelines for Alzheimer's disease. *Alzheimers Dement* 2011;7(3):257-62.
13. Bennett DA, Schneider JA, Arvanitakis Z, Kelly JF, Aggarwal NT, Shah RC, et al. Neuropathology of older persons without cognitive impairment from two community-based studies. *Neurology* 2006;66:1837-44.
14. Knopman DS, Parisi JE, Salviati A, Floriach-Robert M, Boeve BF, Ivnik RJ, et al. Neuropathology of cognitively normal elderly. *J Neuropathol Exp Neurol* 2003;62:1087-95.
15. Roberts R, Knopman DS. Classification and epidemiology of MCI. *Clin Geriatr Med* 2013;29(4):753-72.
16. Kantarci K, Weigand SD, Przybelski SA, Shiung MM, Whitwell JL, Negash S, et al. Risk of dementia in MCI: Combined effect of cerebrovascular disease, volumetric MRI, and 1H MRS. *Neurology* 2009;72(17):1519-25.
17. Mitchell AJ, Shiri-Feshki M. Rate of progression of mild cognitive impairment to dementia: Meta-analysis of 41 robust inception cohort studies. *Acta Psychiatr Scand* 2009;119:252-65.
18. Petersen RC, Lopez O, Armstrong MJ, Getchius TSD, Ganguli M, Gloss D, et al. Practice guideline update summary: Mild cognitive impairment. *Neurology* 2018;90(3):126-35.
19. Ward A, Tardiff S, Dye C, Arrighi HM. Rate of conversion from prodromal Alzheimer's disease to Alzheimer's dementia: A systematic review of the literature. *Dement Geriatr Cogn Disord Extra* 2013;3:320-32.
20. Wilson RS, Segawa E, Boyle PA, Anagnos SE, Hizek LP, Bennett DA. The natural history of cognitive decline in Alzheimer's disease. *Psychol Aging* 2012;27(4):1008-17.
21. Barker WW, Luis CA, Kashuba A, Luis M, Harwood DG, Loewenstein D, et al. Relative frequencies of Alzheimer's disease, Lewy body, vascular and frontotemporal dementia, and hippocampal sclerosis in the State of Florida Brain Bank. *Alzheimer Dis Assoc Disord* 2002;16(4):203-12.
22. Viswanathan A, Rocca WA, Tzourio C. Vascular risk factors and dementia: How to move forward? *Neurology* 2009;72:368-74.
23. Schneider JA, Arvanitakis Z, Bang W, Bennett DA. Mixed brain pathologies account for most dementia cases in community-dwelling older persons. *Neurology* 2007;69:2197-204.
24. Schneider JA, Arvanitakis Z, Leurgans SE, Bennett DA. The neuropathology of probable Alzheimer disease and mild cognitive impairment. *Ann Neurol* 2009;66(2):200-8.
25. Jellinger KA, Attems J. Neuropathological evaluation of mixed dementia. *J Neurol Sci* 2007;257(1-2):80-7.
26. Jellinger KA. The enigma of mixed dementia. *Alzheimers Dement* 2007;3(1):40-53.
27. Kapasi A, DeCarli C, Schneider JA. Impact of multiple pathologies on the threshold for clinically overt dementia. *Acta Neuropathol* 2017;134(2):171-86.
28. Brenowitz WD, Hubbard RA, Keene CD, Hawes SE, Longstreth WT, Woltjer, et al. Mixed neuropathologies and estimated rates of clinical progression in a large autopsy sample. *Alzheimers Dement* 2017;13(6):654-62.
29. McKhann GM, Albert MS, Sperling RA. Changing diagnostic concepts of Alzheimer's disease. In: Hampel H, Carrillo MC, eds. *Alzheimer's disease — Modernizing concept, biological diagnosis and therapy*. Basel, Switzerland: Karger; 2012: p. 115-21.
30. Bloudek LM, Spackman ED, Blankenburg M, Sullivan SD. Review and meta-analysis of biomarkers and diagnostic imaging in Alzheimer's disease. *J Alzheimers Dis* 2011;26:627-45.
31. Groot C, Hooghiemstra AM, Raijmakers PG, van Berckel BN, Scheltens P, Scherder E, et al. The effect of physical activity on cognitive function in patients with dementia: A meta-analysis of randomized control trials. *Ageing Res Rev* 2016;25:13-23.
32. Farina N, Rusted J, Tabet N. The effect of exercise interventions on cognitive outcome in Alzheimer's disease: A systematic review. *Int Psychogeriatr* 2014;26(1):9-18.
33. Aguirre E, Woods RT, Spector A, Orrell M. Cognitive stimulation for dementia: A systematic review of the evidence of effectiveness from randomised controlled trials. *Ageing Res Rev* 2013;12(1):253-62.
34. Fukushima RLM, do Carmo EG, do Valle Pedrosa R, Micali PN, Donadelli PS, Fuzaro G, et al. Effects of cognitive stimulation on neuropsychiatric symptoms in elderly with Alzheimer's disease: A systematic review. *Dement Neuropsychol* 2016;10(3):178-84.
35. Butler M, Nelson VA, Davila H, Ratner E, Fink HA, Hemmy LS, et al. Over-the-counter supplement interventions to prevent cognitive decline, mild cognitive impairment, and clinical Alzheimer-type dementia. *Ann Intern Med* 2018;168:52-62.
36. Butler M, McCreedy E, Nelson VA, Desai P, Ratner E, Fink HA, et al. Does cognitive training prevent cognitive decline? *Ann Intern Med* 2018;168:63-8.
37. Brasure M, Desai P, Davila, Nelson VA, Calvert C, Jutkowitz E, et al. Physical activity interventions in preventing cognitive decline and Alzheimer-type dementia. *Ann Intern Med* 2018;168:30-8.
38. Vickrey BG, Mittman BS, Connor KI, Pearson ML, Della Penna RD, Ganiats TG, et al. The effect of a disease management intervention on quality and outcomes of

- dementia care: A randomized, controlled trial. *Ann Intern Med* 2006;145(10):713-26.
39. Voisin T, Vellas B. Diagnosis and treatment of patients with severe Alzheimer's disease. *Drugs Aging* 2009;26(2):135-44.
  40. Grossberg GT, Christensen DD, Griffith PA, Kerwin DR, Hunt G, Hall EJ. The art of sharing the diagnosis and management of Alzheimer's disease with patients and caregivers: Recommendations of an expert consensus panel. *Prim Care Companion J Clin Psychiatry* 2010;12(1):PCC.09cs00833.
  41. De Reuck J, Maurage CA, Deramecourt V, Pasquier F, Cordonnier C, Leys D, et al. Aging and cerebrovascular lesions in pure and in mixed neurodegenerative and vascular dementia brains: A neuropathological study. *Folia Neuropathol* 2018;56(2):81-7.
  42. James BD, Bennett DA, Boyle PA, Leurgans S, Schneider JA. Dementia from Alzheimer disease and mixed pathologies in the oldest old. *JAMA* 2012;307(17):1798-1800.
  43. National Institute on Aging. What are frontotemporal disorders? Available at: <https://www.nia.nih.gov/health/what-are-frontotemporal-disorders>. Accessed December 19, 2018.
  44. Cherubini M, Wade-Martins R. Convergent pathways in Parkinson's disease. *Cell Tissue Res* 2018;373(1):79-90.
  45. Stojkowska I, Krainc D, Mazzulli JR. Molecular mechanisms of  $\alpha$ -synuclein and GBA1 in Parkinson's disease. *Cell Tissue Res* 2018;373(1):51-60.
  46. Bekris LM, Yu CE, Bird TD, Tsuang DW. Genetics of Alzheimer disease. *J Geriatr Psychiatry Neurol* 2010;23(4):213-27.
  47. Goldman JS, Hahn SE, Bird T. Genetic counseling and testing for Alzheimer disease: Joint practice guidelines of the American College of Medical Genetics and the National Society of Genetic Counselors. *Genet Med* 2011;13:597-605.
  48. Lott IT, Dierssen M. Cognitive deficits and associated neurological complications in individuals with Down's syndrome. *Lancet Neurol* 2010;9(6):623-33.
  49. National Down Syndrome Society. Aging and Down syndrome: A health and well-being guidebook. Published by the National Down Syndrome Society, New York, NY. Available at <http://www.ndss.org/wp-content/uploads/2017/11/Aging-and-Down-Syndrome.pdf>. Accessed September 14, 2018.
  50. Hebert LE, Bienias JL, Aggarwal NT, Wilson RS, Bennett DA, Shah RC, et al. Change in risk of Alzheimer disease over time. *Neurology* 2010;75:786-91.
  51. Hebert LE, Weuve J, Scherr PA, Evans DA. Alzheimer disease in the United States (2010-2050) estimated using the 2010 Census. *Neurology* 2013;80(19):1778-83.
  52. Saunders AM, Strittmatter WJ, Schmechel D, George-Hyslop PH, Pericak-Vance MA, Joo SH, et al. Association of apolipoprotein E allele epsilon 4 with late-onset familial and sporadic Alzheimer's disease. *Neurology* 1993;43:1467-72.
  53. Farrer LA, Cupples LA, Haines JL, Hyman B, Kukull WA, Mayeux R, et al. Effects of age, sex, and ethnicity on the association between apolipoprotein E genotype and Alzheimer disease: A meta-analysis. *JAMA* 1997;278:1349-56.
  54. Green RC, Cupples LA, Go R, Benke KS, Edeki T, Griffith PA, et al. Risk of dementia among white and African American relatives of patients with Alzheimer disease. *JAMA* 2002;287(3):329-36.
  55. Fratiglioni L, Ahlborn A, Viitanen M, Winblad B. Risk factors for late-onset Alzheimer's disease: A population-based, case-control study. *Ann Neurol* 1993;33(3):258-66.
  56. Mayeux R, Sano M, Chen J, Tatemichi T, Stern Y. Risk of dementia in first-degree relatives of patients with Alzheimer's disease and related disorders. *Arch Neurol* 1991;48(3):269-73.
  57. Lautenschlager NT, Cupples LA, Rao VS, Auerbach SA, Becker R, Burke J, et al. Risk of dementia among relatives of Alzheimer's disease patients in the MIRAGE Study: What is in store for the oldest old? *Neurology* 1996;46(3):641-50.
  58. Nelson PT, Head E, Schmitt FA, Davis PR, Neltner JH, Jicha GA, et al. Alzheimer's disease is not "brain aging": Neuropathological, genetic, and epidemiological human studies. *Acta Neuropathol* 2011;121:571-87.
  59. Rajan KB, Barnes LL, Wilson RS, McAninch EA, Weuve J, Singhoko D, et al. Racial differences in the association between apolipoprotein E risk alleles and overall and total cardiovascular mortality over 18 years. *JAGS* 2017;65:2425-30.
  60. Evans DA, Bennett DA, Wilson RS, Bienias JL, Morris MC, Scherr PA, et al. Incidence of Alzheimer disease in a biracial urban community: Relation to apolipoprotein E allele status. *Arch Neurol* 2003;60(2):185-9.
  61. Tang M, Stern Y, Marder K, Bell K, Gurland B, Lantigua R, et al. The APOE-e4 allele and the risk of Alzheimer disease among African Americans, whites, and Hispanics. *JAMA* 1998;279:751-55.
  62. Loy CT, Schofield PR, Turner AM, Kwok JBJ. Genetics of dementia. *Lancet* 2014;383:828-40.
  63. Holtzman DM, Herz J, Bu G. Apolipoprotein E and apolipoprotein E receptors: Normal biology and roles in Alzheimer disease. *Cold Spring Harb Perspect Med* 2012;2(3):a006312.
  64. Michaelson DM. APOE e4: The most prevalent yet understudied risk factor for Alzheimer's disease. *Alzheimers Dement* 2014;10:861-8.
  65. Spinney L. Alzheimer's disease: The forgetting gene. *Nature* 2014;510(7503):26-8.
  66. Ward A, Crean S, Mercaldi CJ, Collins JM, Boyd D, Cook MN, et al. Prevalence of apolipoprotein e4 genotype and homozygotes (APOE e4/e4) among patients diagnosed with Alzheimer's disease: A systematic review and meta-analysis. *Neuroepidemiology* 2012;38:1-17.
  67. Mayeux R, Saunders AM, Shea S, Mirra S, Evans D, Roses AD, et al. Utility of the apolipoprotein E genotype in the diagnosis of Alzheimer's disease. *N Engl J Med* 1998;338:506-11.
  68. Weuve J, Barnes LL, Mendes de Leon CF, Rajan KB, Beck T, Aggarwal NT, et al. Cognitive aging in black and white Americans: Cognition, cognitive decline, and incidence of Alzheimer disease dementia. *Epidemiology* 2018;29(1):151-9.
  69. Hendrie HC, Murrell J, Baiyewu O, Lane KA, Purnell C, Ogunniyi A, et al. APOE e4 and the risk for Alzheimer disease and cognitive decline in African Americans and Yoruba. *Int Psychogeriatr* 2014;26(6):977-85.
  70. Reitz C, Jun G, Naj A, Rajbhandary R, Vardarajan BN, Wang LS, et al. Variants in the ATP-binding cassette transporter (ABCA7), apolipoprotein E epsilon 4, and the risk of late-onset Alzheimer disease in African Americans. *JAMA* 2013;309(14):1483-92.
  71. Wolters FJ, van der Lee SJ, Koudstaal PJ, van Duijn CM, Hofman A, Ikam MK, et al. Parental family history of dementia in relation to subclinical brain disease and dementia risk. *Neurology* 2017;88:1642-9.
  72. Honea RA, Vidoni ED, Swerdlow RH, Burns JM; Alzheimer's Disease Neuroimaging Initiative. Maternal family history is associated with Alzheimer's disease biomarkers. *J Alzheimers Dis* 2012;31:659-68.
  73. Maye JE, Betensky RA, Gidicsin CM, Locascio J, Becker JA, Pepin L, et al. Maternal dementia age at onset in relation to amyloid burden in non-demented elderly offspring. *Neurobiol Aging* 2016; 40:61-7.
  74. Baumgart M, Snyder HM, Carrillo MC, Fazio S, Kim H, Johns H. Summary of the evidence on modifiable risk factors for cognitive decline and dementia: A population-based perspective. *Alzheimers Dement* 2015;11(6):718-26.
  75. Institute of Medicine. Cognitive Aging: Progress in Understanding and Opportunity for Action. Washington, D.C.: The National Academies Press; 2015.
  76. Mergenthaler P, Lindauer U, GA Dienel, Meisel A. Sugar for the brain: The role of glucose in physiological and pathological brain function. *Trends Neurosci* 2013;36(10):587-97.
  77. Samieri C, Perier MC, Gaye B, Proust-Lima C, Helmer C, Dartigues JF, et al. Association of cardiovascular health level in older age with cognitive decline and incident dementia. *JAMA* 2018;320(7):657-64.
  78. Anstey KJ, von Sanden C, Salim A, O'Kearney R. Smoking as a risk factor for dementia and cognitive decline: A meta-analysis of prospective studies. *Am J Epidemiol* 2007;166(4):367-78.
  79. Rusanen M, Kivipelto M, Quesenberry CP, Zhou J, Whitmer RA. Heavy smoking in midlife and long-term risk of Alzheimer

- disease and vascular dementia. *Arch Intern Med* 2011;171(4):333-9.
80. Beydoun MA, Beydoun HA, Gamaldo AA, Teel A, Zonderman AB, Wang Y. Epidemiologic studies of modifiable factors associated with cognition and dementia: Systematic review and meta-analysis. *BMC Public Health* 2014;14:643.
  81. Ohara T, Ninomiya T, Hata J, Ozawa M, Yoshida D, Mukai N, et al. Midlife and late-life smoking and risk of dementia in the community: The Hisayama Study. *J Am Geriatr Soc* 2015;63(11):2332-9.
  82. Choi D, Choi S, Park SM. Effect of smoking cessation on the risk of dementia: A longitudinal study. *Ann Clin Translational Neurology* 2018. doi: 10.1002/actn.3.633.
  83. Wu W, Brickman AM, Luchsinger J, Ferrazzano P, Pichiule P, Yoshita M, et al. The brain in the age of old: The hippocampal formation is targeted differentially by diseases of late life. *Ann Neurol* 2008;64:698-706.
  84. Gudala K, Bansal D, Schifano F, Bhansali A. Diabetes mellitus and risk of dementia: A meta-analysis of prospective observational studies. *Diabetes Investig* 2013;4(6):640-50.
  85. Vagelatos NT, Eslick GD. Type 2 diabetes as a risk factor for Alzheimer's disease: The confounders, interactions, and neuropathology associated with this relationship. *Epidemiol Rev* 2013;35(1):152-60.
  86. Reitz C, Brayne C, Mayeux R. Epidemiology of Alzheimer disease. *Nat Rev Neurol* 2011;7(3):137-52.
  87. Rönnemaa E, Zethelius B, Lannfelt L, Kilander L. Vascular risk factors and dementia: 40-year follow-up of a population-based cohort. *Dement Geriatr Cogn Disord* 2011;31(6):460-6.
  88. Crane PK, Walker R, Hubbard RA, Li G, Nathan DM, Zheng H, et al. Glucose levels and risk of dementia. *N Engl J Med* 2013;369(6):540-8.
  89. Sajeev G, Weuve J, McQueen MB, Blacker D. Diabetes. The AlzRisk Database. Alzheimer Research Forum. Available at: <http://www.alzrisk.org>. Accessed September 14, 2018.
  90. Kivimäki M, Luukkainen R, Batty GD, Ferrie JE, Pentti J, Nyberg ST, et al. Body mass index and risk of dementia: Analysis of individual-level data from 1.3 million individuals. *Alzheimers Dement* 2018;14:601-9.
  91. Loeffler M, Walach H. Midlife obesity and dementia: Meta-analysis and adjusted forecast of dementia prevalence in the United States and China. *Obesity (Silver Spring)* 2013;21(1):E51-5.
  92. Anstey KJ, Cherbuin N, Budge M, Young J. Body mass index in midlife and late-life as a risk factor for dementia: A meta-analysis of prospective studies. *Obes Rev* 2011;12(5):E426-37.
  93. Gottesman RF, Schneider AL, Zhou Y, Coresh J, Green E, Gupta N, et al. Association between midlife vascular risk factors and estimated brain amyloid deposition. *JAMA* 2017;17(14):1443-50.
  94. Abell JG, Kivimäki M, Dugravot A, Tabak AG, Fayosse A, Shipley M, et al. Association between systolic blood pressure and dementia in the Whitehall II cohort study: Role of age, duration, and threshold used to define hypertension. *Eur Heart J* 2018;39(33):3119-25.
  95. Ninomiya T, Ohara T, Hirakawa Y, Yoshida D, Doi Y, Hata J, et al. Midlife and late-life blood pressure and dementia in Japanese elderly: The Hisayama Study. *Hypertension* 2011;58(1):22-8.
  96. Debette S, Seshadri S, Beiser A, Au R, Himali JJ, Palumbo C, et al. Midlife vascular risk factor exposure accelerates structural brain aging and cognitive decline. *Neurology* 2011;77:461-8.
  97. Livingston G, Sommerlad A, Orgeta V, Costafreda SG, Huntley H, Ames D, et al. Dementia prevention, intervention, and care. *Lancet* 2017;390:2673-734.
  98. Gottesman RF, Albert MS, Alonso A, Coker LH, Coresh J, Davis SM, et al. Associations between midlife vascular risk factors and 25-year incident dementia in the Atherosclerosis Risk in Communities (ARIC) cohort. *JAMA Neurol* 2017;74(10):1246-54.
  99. Solomon A, Kivipelto M, Wolozin B, Zhou J, Whitmer RA. Midlife serum cholesterol and increased risk of Alzheimer's and vascular dementia three decades later. *Dement and Geriatr Disord* 2009;28:75-80.
  100. Meng XF, Yu JT, Wang HF, Tan MS, Wang C, Tan CC, et al. Midlife vascular risk factors and the risk of Alzheimer's disease: A systematic review and meta-analysis. *J Alzheimers Dis* 2014;42(4):1295-310.
  101. Fitzpatrick A, Kuller LH, Lopez OL, Diehr P, O'Meara ES, Longstreth WT, et al. Mid- and late-life obesity: Risk of dementia in the Cardiovascular Health Cognition Study. *Arch Neurol* 2009;66:336-42.
  102. Corrada MM, Hayden KM, Paganini-Hill A, Bullain SS, DeMoss J, Aguirre C, et al. Age of onset of hypertension and risk of dementia in the oldest-old: The 90+ Study. *Alzheimer Dement* 2017;13:103-10.
  103. The SPRINT MIND Investigators for the SPRINT Research Group. Effect of Intensive vs standard blood pressure control on probable dementia: A randomized clinical trial. *JAMA* January 28, 2019. doi:10.1001/jama.2018.21442.
  104. Harrington M, Weuve J, Jackson JW, Blacker D. Physical Activity. The AlzRisk Database. Alzheimer Research Forum. Available at: <http://www.alzrisk.org>. Accessed September 14, 2018.
  105. Tan ZS, Spartano NL, Beiser AS, DeCarli C, Auerbach SH, Vasan RS, et al. Physical activity, brain volume, and dementia risk: The Framingham Study. *J Gerontol A Biol Sci Med Sci* 2017;72:789-95.
  106. Willey JZ, Gardener H, Caunca MR, Moon YP, Dong C, Cheung YK, et al. Leisure-time physical activity associates with cognitive decline: The Northern Manhattan Study. *Neurology* 2016;86(20):1897-903.
  107. Stephen R, Hongisto K, Solomon A, Lonnroos E. Physical Activity and Alzheimer's Disease: A systematic review. *J Gerontol A Biol Sci Med Sci* 2017;72(6):733-9.
  108. Blondell SJ, Hammersley-Mather R, Veerman JL. Does physical activity prevent cognitive decline and dementia? A systematic review and meta-analysis of longitudinal studies. *BMC Public Health* 2014;14:510.
  109. Koscak TB. Physical activity improves cognition: Possible explanations. *Biogerontology* 2017;18(4):477-83.
  110. Guure CB, Ibrahim NA, Adam MB, Said SM. Impact of physical activity on cognitive decline, dementia, and its subtypes: Meta-analysis of prospective studies. *Biomed Res Int* 2017;2017:9016924.
  111. Soni M, Orrell M, Bandelow S, Steptoe A, Rafnsson S, d'Orsi E, et al. Physical activity pre- and post-dementia: English Longitudinal Study of Ageing. *Aging Ment Health* 2017;17:1-7.
  112. Barberger-Gateau P, Raffaitin C, Letenneur L, Berr C, Tzourio C, Dartigues JF, et al. Dietary patterns and risk of dementia: The Three-City Cohort Study. *Neurology* 2007;69(20):1921-30.
  113. Hardman RJ, Kennedy G, Macpherson H, Scholey AB, Pipingas A. Adherence to a Mediterranean-style diet and effects on cognition in adults: A qualitative evaluation and systematic review of longitudinal and prospective trials. *Front Nutr* 2016;3:22.
  114. Lourida I, Soni M, Thompson-Coon J, Purandare N, Lang IA, Ukoumunne OC, et al. Mediterranean diet, cognitive function, and dementia: A systematic review. *Epidemiology* 2013;24:479-89.
  115. Morris MC, Tangney CC, Wang Y, Sacks FM, Barnes LL, Bennett DA, et al. MIND diet slows cognitive decline with aging. *Alzheimers Dement* 2015;11(9):1015-22.
  116. Morris MC, Tangney CC, Wang Y, Sacks FM, Bennett DA, Aggarwal NT. MIND diet associated with reduced incidence of Alzheimer's disease. *Alzheimers Dement* 2015;11:1007-14.
  117. Rosenberg A, Ngandu T, Rusanen M, Antikainen R, Bäckman L, Havulinna S, et al. Multidomain lifestyle intervention benefits a large elderly population at risk for cognitive decline and dementia regardless of baseline characteristics: The FINGER trial. *Alzheimers Dement* 2018;14(3):263-70.
  118. Kulmala J, Ngandu T, Kivipelto M. Prevention matters: Time for global action and effective implementation. *J Alzheimers Dis* 2018;64(s1):S191-8.
  119. Fitzpatrick AL, Kuller LH, Ives DG, Lopez OL, Jagust W, Breitner JC, et al. Incidence and prevalence of dementia in the Cardiovascular Health Study. *J Am Geriatr Soc* 2004;52(2):195-204.
  120. Kukull WA, Higdon R, Bowen JD, McCormick WC, Teri L, Schellenberg GD, et al. Dementia and Alzheimer disease incidence: A prospective cohort study. *Arch Neurol* 2002;59(11):1737-46.

121. Stern Y. Cognitive reserve in ageing and Alzheimer's disease. *Lancet Neurol* 2012;11(11):1006-12.
122. Sando SB, Melquist S, Cannon A, Hutton M, Sletvold O, Saltvedt I, et al. Risk-reducing effect of education in Alzheimer's disease. *Int J Geriatr Psychiatry* 2008;23(11):1156-62.
123. Hendrie HC, Smith-Gamble V, Lane KA, Purnell C, Clark DO, Gao S. The Association of early life factors and declining incidence rates of dementia in an elderly population of African Americans. *J Gerontol B Psychol Sci Soc Sci* 2018;16(73, suppl 1):S82-9.
124. Stern Y. What is cognitive reserve? Theory and research application of the reserve concept. *J Int Neuropsychol Soc* 2002;8:448-60.
125. Stern Y, Arenaza-Urquijo EM, Bartres-Faz D, Belleville S, Cantillon M, Chetelat G, et al. Whitepaper: Defining and investigating cognitive reserve, brain reserve, and brain maintenance. *Alzheimers Dement* 2018. Article in press. doi: <https://doi.org/10.1016/j.jalz.2018.07.219>. Accessed November 12, 2018.
126. Grzywacz JG, Segel-Karpas D, Lachman ME. Workplace exposures and cognitive function during adulthood: Evidence from National Survey of Midlife Development and the O\*NET. *J Occup Environ Med* 2016;58(6):535-41.
127. Pool LR, Weuve J, Wilson RS, Buotmann U, Evans DA, Mendes de Leon CF. Occupational cognitive requirements and late-life cognitive aging. *Neurology* 2016;86(15):1386-92.
128. Then FS, Luck T, Luppia M, Arelin K, Schroeter ML, Engel C, et al. Association between mental demands at work and cognitive functioning in the general population: Results of the health study of the Leipzig Research Center for Civilization Diseases. *J Occup Med Toxicol* 2014;9:23. Available at: <http://occup-med.biomedcentral.com/articles/10.1186/1745-6673-9-23>. Accessed September 14, 2018.
129. Fisher GG, Stachowski A, Infurna FJ, Faul JD, Grosch J, Tetrick LE. Mental work demands, retirement, and longitudinal trajectories of cognitive functioning. *J Occup Health Psychol* 2014;19(2):231-42.
130. McDowell I, Xi G, Lindsay J, Tierney M. Mapping the connections between education and dementia. *J Clin Exp Neuropsychol* 2007;29(2):127-41.
131. Harris CD, Watson KB, Carlson SA, Fulton JE, Dorn JM, Elam-Evans L. Adult participation in aerobic and muscle-strengthening physical activities — United States, 2011. *Morb Mortal Wkly Rep* 2013;62(17):326-30.
132. Menke A, Casagrande S, Geiss L, Cowie CC. Prevalence of and trends in diabetes among adults in the United States, 1988-2012. *JAMA* 2015;314(10):1021-9.
133. Sims M, Diez Roux AV, Boykin S, Sarpong D, Gebreab SY, Wyatt SB, et al. The socioeconomic gradient of diabetes prevalence, awareness, treatment, and control among African Americans in the Jackson Heart Study. *Ann Epidemiol* 2011;21(12):892-8.
134. Lee TC, Glynn RJ, Peña JM, Paynter NP, Conen D, Ridker PM, et al. Socioeconomic status and incident type 2 diabetes mellitus: Data from the Women's Health Study. *PLoS One* 2011;6(12):E27670.
135. Steptoe A, Marmot M. Socioeconomic status and coronary heart disease: A psychobiological perspective. In: White LJ, ed. *Ageing, Health, and Public Policy*. Population Council, New York, 2005.
136. Wang H-X, Xu W, Pei J-J. Leisure activities, cognition and dementia. *BBA-Mol Basis Dis* 2012;1822(3):482-91.
137. Wang H-X, Karp A, Winblad B, Fratiglioni L. Late-life engagement in social and leisure activities is associated with a decreased risk of dementia: A longitudinal study from the Kungsholmen Project. *Am J Epidemiol* 2002;155(12):1081-7.
138. Saczynski JS, Pfeifer LA, Masaki K, Korf ES, Laurin D, White L, et al. The effect of social engagement on incident dementia: The Honolulu-Asia Aging Study. *Am J Epidemiol* 2006;163(5):433-40.
139. Karp A, Paillard-Borg S, Wang H-X, Silverstein M, Winblad B, Fratiglioni L. Mental, physical and social components in leisure activities equally contribute to decrease dementia risk. *Dement Geriatr Cogn Disord* 2005;21(2):65-73.
140. Di Marco LY, Marzo A, Muñoz-Ruiz M, Ikram MA, Kivipelto M, Ruefenacht D, et al. Modifiable lifestyle factors in dementia: A systematic review of longitudinal observational cohort studies. *J Alzheimers Dis* 2014;42(1):119-35.
141. James BD, Wilson RS, Barnes LL, Bennett DA. Late-life social activity and cognitive decline in old age. *J Int Neuropsychol Soc* 2011;17(6):998-1005.
142. Yates LA, Ziser S, Spector A, Orrell M. Cognitive leisure activities and future risk of cognitive impairment and dementia: Systematic review and meta-analysis. *Int Psychogeriatr* 2016;9:1-16.
143. Ball K, Berch DB, Helmers KF, Jobe JB, Leveck MD, Marsiske M, et al. Effects of cognitive training interventions with older adults: A randomized controlled trial. *JAMA* 2002;288(18):2271-81.
144. Hall CB, Lipton RB, Sliwinski M, Katz MJ, Derby CA, Verghese J. Cognitive activities delay onset of memory decline in persons who develop dementia. *Neurology* 2009;73:356-61.
145. Sanjeev G, Weuve J, Jackson JW, VanderWeele TJ, Bennett DA, Grodstein F, et al. Late-life cognitive activity and dementia. *Epidemiology* 2016;27(5):732-42.
146. Wilson RS, Bennett DA, Aggarwal NT, Mendes De Leon CF, Morris MC, et al. Cognitive activity and incident AD in a population-based sample of older persons. *Neurology* 2002;59(12):1910-4.
147. Centers for Disease Control and Prevention. Traumatic Brain Injury-Related Emergency Department Visits, Hospitalizations, and Deaths — United States, 2007 and 2013. *MMWR Surveillance Summaries* March 17, 2017;66(9):1-16.
148. Plassman BL, Havlik RJ, Steffens DC, Helms MJ, Newman TN, Drosdick D, et al. Documented head injury in early adulthood and risk of Alzheimer's disease and other dementias. *Neurology* 2000;55(8):1158-66.
149. Teasdale G, Jennett B. Assessment of coma and impaired consciousness: A practical scale. *Lancet* 1974;2(7872):81-4.
150. Centers for Disease Control and Prevention. Traumatic Brain Injury & Concussion. Potential Effects. Available at <https://www.cdc.gov/traumaticbraininjury/outcomes.html>. Accessed September 14, 2018.
151. Fann JR, Ribe AR, Pedersen HS, Fenger-Grøn M, Christensen J, Benros ME, et al. Long-term risk of dementia among people with traumatic brain injury in Denmark: A population-based observational cohort study. *Lancet Psychiatry* 2018;5(5):424-31.
152. Barnes DE, Byers AL, Gardner RC Seal KH, Boscardin WJ, Yaffe K. Association of mild traumatic brain injury with and without loss of consciousness with dementia in U.S. military veterans. *JAMA Neurol* 2018;75(9):1055-61.
153. Asken BM, Sullan MJ, DeKosky ST, Jaffee MS, Bauer RM. Research gaps and controversies in chronic traumatic encephalopathy: A review. *JAMA Neurol* 2017;74(10):1255-62.
154. McKee AC, Stein TD, Kiernan PT, Alvarez VE. The neuropathology of chronic traumatic encephalopathy. *Brain Pathol* 2015;25(3):350-64.
155. McKee AC, Cairns NJ, Dickson DW, Folkerth RD, Keene CD, Litvan I, et al. The first NINDS/NIBIB consensus meeting to define neuropathological criteria for the diagnosis of chronic traumatic encephalopathy. *ACTA Neuropathol* 2016;131(1):75-86.
156. He W, Goodkind D, Kowal P. U.S. Census Bureau, International Population Reports, P95/16-1, An Aging World: 2015. U.S. Government Publishing Office, Washington, D.C., 2016. Available at: <http://www.census.gov/content/dam/Census/library/publications/2016/demo/p95-16-1.pdf>. Accessed December 18, 2018.
157. U.S. Census Bureau. 2014 National Population Projections: Downloadable Files. Available at: <https://www.census.gov/data/datasets/2014/demo/popproj/2014-popproj.html>. Accessed December 18, 2018.
158. Administration on Aging, Administration for Community Living, U.S. Department of Health and Human Services. A Profile of Older Americans: 2016. Available at: <https://www.acl.gov/sites/default/files/Aging%20and%20Disability%20in%20America/2016-Profile.pdf>. Accessed December 18, 2018.
159. Alzheimer's Association. Early-Onset Dementia: A National Challenge, a Future Crisis. Washington, D.C.: Alzheimer's Association; 2006.

160. Plassman BL, Langa KM, Fisher GG, Heeringa SG, Weir DR, Ofstedal MB, et al. Prevalence of dementia in the United States: The Aging, Demographics, and Memory Study. *Neuroepidemiology* 2007;29(1-2):125-32.
161. Wilson RS, Weir DR, Leurgans SE, Evans DA, Hebert LE, Langa KM, et al. Sources of variability in estimates of the prevalence of Alzheimer's disease in the United States. *Alzheimers Dement* 2011;7(1):74-9.
162. Boustani M, Peterson B, Hanson L, Harris R, Lohr KN. Screening for dementia in primary care: A summary of the evidence for the U.S. Preventive Services Task Force. *Ann Intern Med* 2003;138(11):927-37.
163. Bradford A, Kunik ME, Schultz P, Williams SP, Singh H. Missed and delayed diagnosis of dementia in primary care: Prevalence and contributing factors. *Alz Dis Assoc Disord* 2009;23(4):306-14.
164. Kotagal V, Langa KM, Plassman BL, Fisher GG, Giordani BJ, Wallace RB, et al. Factors associated with cognitive evaluations in the United States. *Neurology* 2015;84(1):64-71.
165. Taylor DH, Jr., Ostbye T, Langa KM, Weir D, Plassman BL. The accuracy of Medicare claims as an epidemiological tool: The case of dementia revisited. *J Alzheimers Dis* 2009;17(4):807-15.
166. Barrett AM, Orange W, Keller M, Damgaard P, Swerdlow RH. Short-term effect of dementia disclosure: How patients and families describe the diagnosis. *J Am Geriatr Soc* 2006;54(12):1968-70.
167. Zaleta AK, Carpenter BD, Porensky EK, Xiong C, Morris JC. Agreement on diagnosis among patients, companions, and professionals after a dementia evaluation. *Alzheimer Dis Assoc Disord* 2012;26(3):232-7.
168. Amjad H, Roth DL, Samus QM, Yasar S, Wolff JL. Potentially unsafe activities and living conditions of older adults with dementia. *J Am Geriatr Soc* 2016;64(6):1223-32.
169. Healthy People 2020. Dementias, Including Alzheimer's Disease. Available at: <http://www.healthypeople.gov/2020/topics-objectives/topic/dementias-including-alzheimers-disease/national-snapshot>. Accessed December 18, 2018.
170. Alzheimer's Association. 2015 Alzheimer's Disease Facts and Figures. Special report: Disclosing a diagnosis of Alzheimer's disease. Available at: [https://www.alzheimersanddementia.com/article/S1552-5260\(15\)00058-8/fulltext](https://www.alzheimersanddementia.com/article/S1552-5260(15)00058-8/fulltext). Accessed December 18, 2018.
171. Reisberg B, Gauthier S. Current evidence for subjective cognitive impairment (SCI) as the pre-mild cognitive impairment (MCI) stage of subsequently manifest Alzheimer's disease. *Int Psychogeriatr* 2008;20(1):1-16.
172. Jessen F, Wolfsgruber S, Wiese B, Bickel H, Mösch E, Kaduszkiewicz H, et al. AD dementia risk in late MCI, in early MCI, and in subjective memory impairment. *Alzheimers Dement* 2014;10(1):76-83.
173. Jessen F, Amariglio RE, van Boxtel M, Breteler M, Ceccaldi M, Chételat G, et al. A conceptual framework for research on subjective cognitive decline in preclinical Alzheimer's disease. *Alzheimers Dement* 2014;10(6):844-52.
174. Buckley RF, Maruff P, Ames D, Bourgeat P, Martins RN, Masters CL, et al. Subjective memory decline predicts greater rates of clinical progression in preclinical Alzheimer's disease. *Alzheimers Dement* 2016;12(7):796-804.
175. Gifford KA, Liu D, Lu Z, Tripodis Y, Cantwell NG, Palmisano J, et al. The source of cognitive complaints predicts diagnostic conversion differentially among nondemented older adults. *Alzheimers Dement* 2014;10(3):319-27.
176. Kaup AR, Nettiksimmons J, LeBlanc ES, Yaffe K. Memory complaints and risk of cognitive impairment after nearly 2 decades among older women. *Neurology* 2015;85(21):1852-8.
177. Reisberg B, Shulman MB, Torossian C, Leng L, Zhu W. Outcome over seven years of healthy adults with and without subjective cognitive impairment. *Alzheimers Dement* 2010;6(1):11-24.
178. Fernandez-Blazquez MA, Avila-Villanueva M, Maestu F, Medina M. Specific features of subjective cognitive decline predict faster conversion to mild cognitive impairment. *J Alzheimers Dis* 2016;52(1):271-81.
179. Wolfsgruber S, Kleineidam L, Wagner M, Mösch E, Bickel H, Lühmann D, et al. Differential risk of incident Alzheimer's disease dementia in stable versus unstable patterns of subjective cognitive decline. *J Alzheimers Dis* 2016;54(3):1135-46.
180. Taylor CA, Bouldin ED, McGuire LC. Subjective cognitive decline among adults aged ≥45 years — United States, 2015–2016. *MMWR Morb Mortal Wkly Rep* 2018;67:753-7.
181. Rajan KB, Weuve J, Barnes LL, Wilson RS, Evans DA. Prevalence and incidence of clinically diagnosed Alzheimer's disease dementia from 1994 to 2012 in a population study. *Alzheimers Dement* 2019;15(1). doi.org/10.1016/j.jalz.2018.07.216 1.
182. Tom SE, Hubbard RA, Crane PK, Haneuse SJ, Bowen J, McCormick WC, et al. Characterization of dementia and Alzheimer's disease in an older population: Updated incidence and life expectancy with and without dementia. *Am J Public Health* 2015;105(2):408-13.
183. Hebert LE, Beckett LA, Scherr PA, Evans DA. Annual incidence of Alzheimer disease in the United States projected to the years 2000 through 2050. *Alzheimer Dis Assoc Disord* 2001;15(4):169-73.
184. Chene G, Beiser A, Au R, Preis SR, Wolf PA, Dufouil C, et al. Gender and incidence of dementia in the Framingham Heart Study from mid-adult life. *Alzheimers Dement* 2015;11(3):310-20.
185. Weuve J, Hebert LE, Scherr PA, Evans DA. Prevalence of Alzheimer disease in U.S. states. *Epidemiology* 2015;26(1):E4-6.
186. Mielke MM, Vemuri P, Rocca WA. Clinical epidemiology of Alzheimer's disease: Assessing sex and gender differences. *Clin Epidemiol* 2014;6:37-48.
187. Seshadri S, Wolf PA, Beiser A, Au R, McNulty K, White R, et al. Lifetime risk of dementia and Alzheimer's disease. The impact of mortality on risk estimates in the Framingham Study. *Neurology* 1997;49(6):1498-504.
188. Hebert LE, Scherr PA, McCann JJ, Beckett LA, Evans DA. Is the risk of developing Alzheimer's disease greater for women than for men? *Am J Epidemiol* 2001;153(2):132-6.
189. Kawas C, Gray S, Brookmeyer R, Fozard J, Zonderman A. Age-specific incidence rates of Alzheimer's disease: The Baltimore Longitudinal Study of Aging. *Neurology* 2000;54(11):2072-2077.
190. Carter CL, Resnick EM, Mallampalli M, Kalbarczyk A. Sex and gender differences in Alzheimer's disease: Recommendations for future research. *J Womens Health* 2012;21(10):1018-23.
191. Altmann A, Tian L, Henderson VW, Greicius MD. Alzheimer's Disease Neuroimaging Initiative Investigators. Sex modifies the APOE-related risk of developing Alzheimer disease. *Ann Neurol* 2014;75(4):563-73.
192. Ungar L, Altmann A, Greicius MD. Apolipoprotein E, gender, and Alzheimer's disease: An overlooked, but potent and promising interaction. *Brain Imaging Behav* 2014;8(2):262-73.
193. Hohman TJ, Dumitrescu L, Barnes LL, Thambisetty M, Beecham G, Kunkle B, et al. Sex-specific association of apolipoprotein E with cerebrospinal fluid levels of tau. *JAMA Neurol* 2018;75(8):989-98.
194. Neu SC, Pa J, Kukull W, Beekly D, Kuzma A, Gangadharan P, et al. Apolipoprotein E genotype and sex risk factors for Alzheimer disease: A meta-analysis. *JAMA Neurol* 2017;74(10):1178-89.
195. Yaffe K, Haan M, Byers A, Tangen C, Kuller L. Estrogen use, APOE, and cognitive decline: Evidence of gene-environment interaction. *Neurology* 2000;54(10):1949-54.
196. Kang JH, Grodstein F. Postmenopausal hormone therapy, timing of initiation, APOE and cognitive decline. *Neurobiol Aging* 2012;33(7):1129-37.
197. Rocca WA, Mielke MM, Vemuri P, Miller VM. Sex and gender differences in the causes of dementia: A narrative review. *Maturitas* 2014;79(2):196-201.
198. Dilworth-Anderson P, Hendrie HC, Manly JJ, Khachaturian AS, Fazio S. Diagnosis and assessment of Alzheimer's disease in diverse populations. *Alzheimers Dement* 2008;4(4):305-9.
199. Manly JJ, Mayeux R. Ethnic differences in dementia and Alzheimer's disease. In: Anderson N, Bulatao R, Cohen B, eds. *Critical perspectives on racial and ethnic differentials in health in late life*. Washington, D.C.: National Academies Press; 2004: p. 95-141.

200. Demirovic J, Prineas R, Loewenstein D, Bean J, Duara R, Sevush S, et al. Prevalence of dementia in three ethnic groups: The South Florida Program on Aging and Health. *Ann Epidemiol* 2003;13(6):472-78.
201. Harwood DG, Ownby RL. Ethnicity and dementia. *Curr Psych Report* 2000;2(1):40-5.
202. Perkins P, Annegers JF, Doody RS, Cooke N, Aday L, Vernon SW. Incidence and prevalence of dementia in a multiethnic cohort of municipal retirees. *Neurology* 1997;49(1):44-50.
203. Steenland K, Goldstein FC, Levey A, Wharton W. A meta-analysis of Alzheimer's disease incidence and prevalence comparing African-Americans and caucasians. *J Alzheimers Dis* 2015;50(1):71-6.
204. Potter GG, Plassman BL, Burke JR, Kabeto MU, Langa KM, Llewellyn DJ, et al. Cognitive performance and informant reports in the diagnosis of cognitive impairment and dementia in African Americans and whites. *Alzheimers Dement* 2009;5(6):445-53.
205. Gurland BJ, Wilder DE, Lantigua R, Stern Y, Chen J, Killeffer EH, et al. Rates of dementia in three ethnorracial groups. *Int J Geriatr Psychiatry* 1999;14(6):481-93.
206. Haan MN, Mungas DM, Gonzalez HM, Ortiz TA, Acharya A, Jagust WJ. Prevalence of dementia in older latinos: The influence of type 2 diabetes mellitus, stroke and genetic factors. *J Am Geriatr Soc* 2003;51:169-77.
207. Samper-Ternent R, Kuo YF, Ray LA, Ottenbacher KJ, Markides KS, Al Snih S. Prevalence of health conditions and predictors of mortality in oldest old Mexican Americans and non-Hispanic whites. *J Am Med Dir Assn* 2012;13(3):254-9.
208. Mehta KM, Yeo GW. Systematic review of dementia prevalence and incidence in United States race/ethnic populations. *Alzheimers Dement* 2017;13(1):72-83.
209. Yaffe K, Falvey C, Harris TB, Newman A, Satterfield S, Koster A, et al. Effect of socioeconomic disparities on incidence of dementia among biracial older adults: Prospective study. *BMJ* 2013;347:f7051.
210. Froehlich TE, Bogardus Jr. ST, Inouye SK. Dementia and race: Are there differences between African Americans and Caucasians? *J Am Geriatr Soc* 2001;49(4):477-84.
211. Chin AL, Negash S, Hamilton R. Diversity and disparity in dementia: The impact of ethnorracial differences in Alzheimer disease. *Alzheimer Dis Assoc Disord* 2011;25(3):187-95.
212. Lines LM, Sherif NA, Wiener JM. Racial and ethnic disparities among individuals with Alzheimer's disease in the United States: A literature review. Research Triangle Park, NC: RTI Press; 2014.
213. Glymour MM, Manly JJ. Lifecourse social conditions and racial and ethnic patterns of cognitive aging. *Neuropsychol Rev* 2008;18(3):223-54.
214. Zhang Z, Hayward MD, Yu YL. Life Course Pathways to racial disparities in cognitive impairment among older Americans. *J Health Soc Behav* 2016;57(2):184-99.
215. Clark PC, Kutner NG, Goldstein FC, Peterson-Hazen S, Garner V, Zhang R, et al. Impediments to timely diagnosis of Alzheimer's disease in African Americans. *J Am Geriatr Soc* 2005;53(11):2012-7.
216. Fitten LJ, Ortiz F, Ponton M. Frequency of Alzheimer's disease and other dementias in a community outreach sample of Hispanics. *J Am Geriatr Soc* 2001;49(10):1301-8.
217. Matthews KA, Xu W, Gaglioti AH, Holt JB, Croft JB, Mack D, et al. Racial and ethnic estimates of Alzheimer's disease and related dementias in the United States (2015-2060) in adults aged  $\geq 65$  years. *Alzheimers Dement* 2019;15(1):17-24.
218. Mayeda ER, Glymour MM, Quesenberry CP, Whitmer RA. Inequalities in dementia incidence between six racial and ethnic groups over 14 years. *Alzheimers Dement* 2016;12(3):216-24.
219. Mayeda ER, Glymour MM, Quesenberry CP, Jr., Whitmer RA. Heterogeneity in 14-year dementia incidence between Asian American subgroups. *Alzheimer Dis Assoc Disord* 2017;31(3):181-6.
220. Sheffield KM, Peek MK. Changes in the prevalence of cognitive impairment among older Americans, 1993-2004: Overall trends and differences by race/ethnicity. *Am J Epidemiol* 2011;174(3):274-83.
221. Hudomiet P, Hurd M, Rohwedder S. Dementia prevalence in the United States in 2000 and 2012: Estimates based on a nationally representative study. *J Gerontol B Psychol Sci Soc Sci* 2018;73(Suppl 1) S10-19.
222. Freedman VA, Kasper JD, Spillman BC, Plassman BL. Short-term changes in the prevalence of probable dementia: An analysis of the 2011-2015 National Health and Aging Trends Study. *J Gerontol B Psychol Sci Soc Sci* 2018;73(Suppl 1) S48-56.
223. Matthews FE, Arthur A, Barnes LE, Bond J, Jagger C, Robinson L, et al. A two-decade comparison of prevalence of dementia in individuals aged 65 years and older from three geographical areas of England: Results of the Cognitive Function and Ageing Study I and II. *Lancet* 2013;382(9902):1405-12.
224. Rocca WA, Petersen RC, Knopman DS, Hebert LE, Evans DA, Hall KS, et al. Trends in the incidence and prevalence of Alzheimer's disease, dementia, and cognitive impairment in the United States. *Alzheimers Dement* 2011;7(1):80-93.
225. Langa KM, Larson EB, Crimmins EM, Faul JD, Levine DA, Kabeto MU, et al. A comparison of the prevalence of dementia in the United States in 2000 and 2012. *JAMA Intern Med* 2017;177(1):51-8.
226. Wiberg P, Waern M, Billstedt E, Östling S, Skoog I. Secular trends in the prevalence of dementia and depression in Swedish septuagenarians 1976-2006. *Psychol Med* 2013;43:2627-34.
227. Wimo A, Sjölund BM, Sköldunger A, Qiu C, Klarin I, Nordberg G, et al. Cohort effects in the prevalence and survival of people with dementia in a rural area in Northern Sweden. *J Alzheimers Dis* 2016;50:387-96.
228. Hall KS, Gao S, Baiyewu O, Lane KA, Gureje O, Shen J, et al. Prevalence rates for dementia and Alzheimer's disease in African Americans: 1992 versus 2000. *Alzheimers Dement* 2009;5(3):227-33.
229. Wu YT, Beiser AS, Breteler MMB, Fratiglioni L, Helmer C, Hendrie HC, et al. The changing prevalence and incidence of dementia over time: Current evidence. *Nat Rev Neurol* 2017;13(6):327-39.
230. Schrijvers EM, Verhaaren BF, Koudstaal PJ, Hofman A, Ikram MA, Breteler MM. Is dementia incidence declining? Trends in dementia incidence since 1990 in the Rotterdam Study. *Neurology* 2012;78(19):1456-63.
231. Qiu C, von Strauss E, Backman L, Winblad B, Fratiglioni L. Twenty-year changes in dementia occurrence suggest decreasing incidence in central Stockholm, Sweden. *Neurology* 2013;80(20):1888-94.
232. Satizabal CL, Beiser AS, Chouraki V, Chene G, Dufouil C, Seshadri S. Incidence of dementia over three decades in the Framingham Heart Study. *N Engl J Med* 2016;374:523-32.
233. Matthews FE, Stephan BC, Robinson L, Jagger C, Barnes LE, Arthur A, et al. A two decade dementia incidence comparison from the Cognitive Function and Ageing Studies I and II. *Nat Commun* 2016;7:11398.
234. Cerasuolo JO, Cipriano LE, Sposato LA, Kapral MK, Fang J, Gill SS, et al. Population-based stroke and dementia incidence trends: Age and sex variations. *Alzheimers Dement* 2017;13(10):1081-8.
235. Derby CA, Katz MJ, Lipton RB, Hall CB. Trends in dementia incidence in a birth cohort analysis of the Einstein Aging Study. *JAMA Neurol* 2017;74(11):1345-51.
236. Ahmadi-Abhari S, Guzman-Castillo M, Bandosz P, Shipley MJ, Muniz-Terrera G, Singh-Manoux A, et al. Temporal trend in dementia incidence since 2002 and projections for prevalence in England and Wales to 2040: Modelling study. *BMJ* 2017;358:j2856.
237. Sullivan KJ, Dodge HH, Hughes TF, Chang CH, Zhu X, Liu A, et al. Declining incident dementia rates across four population-based birth cohorts. *J Gerontol A Biol Sci Med Sci* 2018. doi: 10.1093/gerona/gly236. [Epub ahead of print].

238. van den Kommer TN, Deeg DJH, van der Flier WM, and Comijs HC. Time trend in persistent cognitive decline: Results from the longitudinal aging study Amsterdam. *J Gerontol B Psychol Sci Soc Sci* 2018;73(Suppl 1) S57-64.
239. Sekita A, Ninomiya T, Tanizaki Y, Doi Y, Hata J, Yonemoto K, et al. Trends in prevalence of Alzheimer's disease and vascular dementia in a Japanese community: The Hisayama Study. *Acta Psychiatr Scand* 2010;122(4):319-25.
240. Crimmins EM, Saito Y, Kim JK, Zhang Y, Sasson I, Hayward MD. Educational differences in the prevalence of dementia and life expectancy with dementia in the United States: Changes from 2000 to 2010. *J Gerontol B Psychol Sci Soc Sci* 2018;73(Suppl 1)S20-28.
241. Choi H, Schoeni RF, Martin LG, Langa K M. Trends in the prevalence and disparity in cognitive limitations of Americans 55-69 years old. *J Gerontol B Psychol Sci Soc Sci* 2018;73 (Suppl 1):S29-37.
242. Langa KM. Is the risk of Alzheimer's disease and dementia declining? *Alzheimers Res Ther* 2015;7(1):34.
243. Larson EB, Yaffe K, Langa KM. New insights into the dementia epidemic. *N Engl J Med* 2013;369(24):2275-7.
244. Weuve J, Rajan KB, Barnes LL, Wilson RS, Evans DA. Secular trends in cognitive performance in older black and white U.S. adults, 1993-2012: Findings from the Chicago Health and Aging Project. *J Gerontol B Psychol Sci Soc Sci* 2018;73 (Suppl 1):S73-81.
245. Prince MJ, Wimo A, Guerchet M, Ali G-C, Wu Y-T, Prina M. *World Alzheimer Report 2015: The Global Impact of Dementia: An Analysis of Prevalence, Incidence, Cost and Trends*; 2015.
246. Ortman JM, Velkoff VA, Hogan H. *An Aging Nation: The Older Population in the United States*, Current Population Reports, P25-1140. U.S. Census Bureau, Washington, D.C. 2014. Available at: <http://www.census.gov/content/dam/Census/library/publications/2014/demo/p25-1140.pdf>. Accessed December 18, 2018.
247. Heron M. *Deaths: Leading causes for 2016*. National Vital Statistics Reports; vol 67 no 6. Hyattsville, MD: National Center for Health Statistics. 2018.
248. U.S. Department of Health and Human Services, Centers for Disease Control and Prevention, National Center for Health Statistics. CDC WONDER online database: About Underlying Cause of Death, 1999-2017. Available at: <http://wonder.cdc.gov/ucd-icd10.html>. Accessed December 18, 2018.
249. World Health Organization. *International Statistical Classification of Diseases and Related Health Problems*. 10th revision. 2nd edition. WHO Press: Geneva, Switzerland; 2004.
250. Burns A, Jacoby R, Luthert P, Levy R. Cause of death in Alzheimer's disease. *Age Ageing* 1990;19(5):341-4.
251. Brunnstrom HR, Englund EM. Cause of death in patients with dementia disorders. *Eur J Neurol* 2009;16(4):488-92.
252. Ives DG, Samuel P, Psaty BM, Kuller LH. Agreement between nosologist and Cardiovascular Health Study review of deaths: Implications of coding differences. *J Am Geriatr Soc* 2009;57(1):133-9.
253. Romero JP, Benito-Leon J, Mitchell AJ, Trincado R, Bermejo-Pareja F. Under reporting of dementia deaths on death certificates using data from a population-based study (NEDICES). *J Alzheimers Dis* 2014;39(4):741-8.
254. Romero JP, Benito-Leon J, Louis ED, Bermejo-Pareja F. Under reporting of dementia deaths on death certificates: A systematic review of population-based cohort studies. *J Alzheimers Dis* 2014;41(1):213-21.
255. Ganguli M, Rodriguez EG. Reporting of dementia on death certificates: A community study. *J Am Geriatr Soc* 1999;47(7):842-9.
256. James BD, Leurgans SE, Hebert LE, Scherr PA, Yaffe K, Bennett DA. Contribution of Alzheimer disease to mortality in the United States. *Neurology* 2014;82(12):1045-50.
257. Weuve J, Hebert LE, Scherr PA, Evans DA. Deaths in the United States among persons with Alzheimer's disease (2010-2050). *Alzheimers Dement* 2014;10(2):E40-6.
258. Arrighi HM, Neumann PJ, Lieberburg IM, Townsend RJ. Lethality of Alzheimer disease and its impact on nursing home placement. *Alzheimer Dis Assoc Disord* 2010;24(1):90-5.
259. Tejada-Vera B. *Mortality from Alzheimer's disease in the United States: Data for 2000 and 2010*. National Center for Health Statistics Data Brief, No. 116. National Center for Health Statistics, Hyattsville, Md.; 2013.
260. Taylor C, Greenlund S, McGuire L, Lu H, Croft J. Deaths from Alzheimer's Disease — United States, 1999-2014. *MMWR Morb Mortal Wkly Rep*. 2017;66:521-6.
261. Ganguli M, Dodge HH, Shen C, Pandav RS, DeKosky ST. Alzheimer disease and mortality: A 15-year epidemiological study. *Arch Neurol* 2005;62(5):779-84.
262. Waring SC, Doody RS, Pavlik VN, Massman PJ, Chan W. Survival among patients with dementia from a large multi-ethnic population. *Alzheimer Dis Assoc Disord* 2005;19(4):178-83.
263. Brookmeyer R, Corrada MM, Curriero FC, Kawas C. Survival following a diagnosis of Alzheimer disease. *Arch Neurol* 2002;59(11):1764-7.
264. Larson EB, Shadlen MF, Wang L, McCormick WC, Bowen JD, Teri L, et al. Survival after initial diagnosis of Alzheimer disease. *Ann Intern Med* 2004;140(7):501-9.
265. Helzner EP, Scarmeas N, Cosentino S, Tang MX, Schupf N, Stern Y. Survival in Alzheimer disease: A multiethnic, population-based study of incident cases. *Neurology* 2008;71(19):1489-95.
266. Xie J, Brayne C, Matthews FE. Survival times in people with dementia: Analysis from a population based cohort study with 14-year follow-up. *BMJ* 2008;336(7638):258-62.
267. Brodaty H, Seeher K, Gibson L. Dementia time to death: A systematic literature review on survival time and years of life lost in people with dementia. *Int Psychogeriatr* 2012;24(7):1034-45.
268. Todd S, Barr S, Roberts M, Passmore AP. Survival in dementia and predictors of mortality: A review. *Int J Geriatr Psychiatry* 2013;28(11):1109-24.
269. Mitchell SL, Teno JM, Miller SC, Mor V. A national study of the location of death for older persons with dementia. *J Am Geriatr Soc* 2005;53(2):299-305.
270. U.S. Burden of Disease Collaborators, Mokdad AH, Ballestreros K, et al. The state of U.S. health, 1990-2016: Burden of diseases, injuries, and risk factors among U.S. states. *JAMA* 2018;319(14):1444-1472.
271. Gaugler JE, Kane RL, Kane RA. Family care for older adults with disabilities: Toward more targeted and interpretable research. *Int J Aging Hum Dev* 2002;54(3):205-31.
272. Schulz R, Quittner AL. Caregiving through the life-span: Overview and future directions. *Health Psychol* 1998;17:107-11.
273. Friedman EM, Shih RA, Langa KM, Hurd MD. U.S. prevalence and predictors of informal caregiving for dementia. *Health Aff* 2015;34(10):1637-41.
274. Spillman B, Wolff J, Freedman VA, Kasper JD. *Informal Caregiving for Older Americans: An Analysis of the 2011 National Health and Aging Trends Study*. Available at: <https://aspe.hhs.gov/report/informal-caregiving-older-americans-analysis-2011-national-study-caregiving>. Accessed December 18, 2018.
275. Walmart: 2018 Annual Report. Available at: [https://s2.q4cdn.com/056532643/files/doc\\_financials/2018/annual/WMT-2018\\_Annual-Report.pdf](https://s2.q4cdn.com/056532643/files/doc_financials/2018/annual/WMT-2018_Annual-Report.pdf). Accessed December 17, 2018.
276. McDonald's Corporation Report 2017. Available at: <https://corporate.mcdonalds.com/content/dam/gwscorp/investor-relations-content/annual-reports/McDonald%27s%202017%20Annual%20Report.pdf>. Accessed December 17, 2018.
277. Jutkowitz E, Kane RL, Gaugler JE, MacLehose RF, Dowd B, Kuntz KM. Societal and family lifetime cost of dementia: Implications for policy. *J Am Geriatr Soc* 2017;65(10):2169-75.
278. Official Data Foundation. CPI inflation calculator. Available at: <http://www.in2013dollars.com/2017-dollars-in-2018?amount=139765>. Accessed December 17, 2018.
279. Deb A, Thornton JD, Sambamoorthi U, Innes K. Direct and indirect cost of managing alzheimer's disease and related dementias in the United States. *Expert Rev Pharmacoecon Outcomes Res* 2017;17(2):189-202.



280. Kasper JD, Freedman VA, Spillman BC, Wolff JL. The disproportionate impact of dementia on family and unpaid caregiving to older adults. *Health Aff* 2015;34(10):1642-49.
281. Alzheimer's Association. Issues Brief: LGBT and Dementia. Available at <https://www.alz.org/media/Documents/lgbt-dementia-issues-brief.pdf>. Accessed September 19, 2018.
282. Kasper JD, Freedman VA, Spillman BC. Disability and Care Needs of Older Americans by Dementia Status: An Analysis of the 2011 National Health and Aging Trends Study. U.S. Department of Health and Human Services; 2014. Available at: <http://aspe.hhs.gov/report/disability-and-care-needs-older-americans-dementia-status-analysis-2011-national-health-and-aging-trends-study>. Accessed December 18, 2018.
283. Rabarison KM, Bouldin ED, Bish CL, McGuire LC, Taylor CA, Greenlund KJ. The economic value of informal caregiving for persons with dementia: Results from 38 states, the District of Columbia, and Puerto Rico, 2015 and 2016 BRFSS. *Am J Public Health* 2018;108(10):1370-7.
284. Langa KM, Plassman BL, Wallace RB, Herzog AR, Heeringa SG, Ofstedal MB, et al. The Aging, Demographics, and Memory Study: Study design and methods. *Neuroepidemiology* 2005;25(4):181-91.
285. Fisher GG, Franks MM, Plassman BL, Brown SL, Potter GG, Llewellyn D, et al. Caring for individuals with dementia and cognitive impairment, not dementia: Findings from The Aging, Demographics, and Memory Study. *J Am Geriatr Soc* 2011;59(3):488-94.
286. National Alliance for Caregiving in Partnership with the Alzheimer's Association. Dementia Caregiving in the U.S. Bethesda, Md. Available at: [http://www.caregiving.org/wp-content/uploads/2014/01/Dementia-Caregiving-in-the-US\\_February-2017.pdf](http://www.caregiving.org/wp-content/uploads/2014/01/Dementia-Caregiving-in-the-US_February-2017.pdf). Accessed December 18, 2018.
287. Unpublished data from the 2015 and 2016 Behavioral Risk Factor Surveillance System survey, analyzed by and provided to the Alzheimer's Association by the Alzheimer's Disease and Healthy Aging Program (AD+HP), Centers for Disease Control and Prevention (CDC).
288. Riffin C, Van Ness PH, Wolff JL, Fried T. Family and other unpaid caregivers and older adults with and without dementia and disability. *J Am Geriatr Soc* 2017;65(8):1821-8.
289. National Poll on Healthy Aging. Dementia Caregivers: Juggling, Delaying and Looking Forward. Available at: [http://www.healthyagingpoll.org/sites/default/files/2017-10/NPHA\\_Caregivers-Report-PROOF\\_101817\\_v2.pdf](http://www.healthyagingpoll.org/sites/default/files/2017-10/NPHA_Caregivers-Report-PROOF_101817_v2.pdf). Accessed December 18, 2018.
290. National Alliance for Caregiving and AARP. Caregiving in the U.S.: Unpublished data analyzed under contract for the Alzheimer's Association; 2009.
291. Alzheimer's Association. 2014 Alzheimer's Disease Facts and Figures. Special Report: Women and Alzheimer's Disease. Available at: [https://www.alzheimersanddementia.com/article/S1552-5260\(14\)00062-4/fulltext](https://www.alzheimersanddementia.com/article/S1552-5260(14)00062-4/fulltext). Accessed December 18, 2018.
292. Pinquart M, Sörensen. Gender differences in caregiver stressors, social resources, and health: An updated meta-analysis. *J Gerontol B Psychol Sci Soc Sci* 2006;61(1):P33-45. Available at: <http://psychogerontology.oxfordjournals.org/content/61/1/P33.long>. Accessed December 18, 2018.
293. Ma M, Dorstyn D, Ward L, Prentice S. Alzheimer's disease and caregiving: A meta-analytic review comparing the mental health of primary carers to controls. *Aging Ment Health* 2017;5:1-11.
294. National Alliance for Caregiving and AARP. Caregiving in the U.S. (2015). Available at: [http://www.caregiving.org/wp-content/uploads/2015/05/2015\\_CaregivingintheUS\\_Final-Report-June-4\\_WEB.pdf](http://www.caregiving.org/wp-content/uploads/2015/05/2015_CaregivingintheUS_Final-Report-June-4_WEB.pdf). Accessed December 18, 2018.
295. Garity J. Caring for a family member with Alzheimer's disease: Coping with caregiver burden post-nursing home placement. *J Gerontol Nurs* 2006;32(6):39-48.
296. Port CL, Zimmerman S, Williams CS, Dobbs D, Preisser JS, Williams SW. Families filling the gap: Comparing family involvement for assisted living and nursing home residents with dementia. *Gerontologist* 2005;45(Special Issue 1):87-95.
297. Schulz R, Belle SH, Czaja SJ, McGinnis KA, Stevens A, Zhang S. Long-term care placement of dementia patients and caregiver health and well-being. *JAMA* 2004;292(8):961-7.
298. Rattinger GB, Schwartz S, Mullins CD, Corcoran C, Zuckerman IH, Sanders C, et al. Dementia severity and the longitudinal costs of informal care in the Cache County population. *Alzheimers Dement* 2015;11(8):946-54.
299. Rattinger GB, Fauth EB, Behrens S, Sanders C, Schwartz S, Norton MC, et al. Closer caregiver and care-recipient relationships predict lower informal costs of dementia care: The Cache County Dementia Progression Study. *Alzheimers Dement* 2016;12(8):917-24.
300. Wolff JL, Mulcahy J, Huang J, Roth DL, Covinsky K, Kasper JD. Family Caregivers of Older Adults, 1999-2015: Trends in characteristics, circumstances, and role-related appraisal. *Gerontologist* 2018;58(6):1021-1032.
301. Ornstein K, Gaugler JE. The problem with "problem behaviors": A systematic review of the association between individual patient behavioral and psychological symptoms and caregiver depression and burden within the dementia patient-caregiver dyad. *Int Psychogeriatr* 2012;24(10):1536-52.
302. Vaingankar JA, Chong SA, Abidin E, Picco L, Shafie S, Seow E, et al. Psychiatric morbidity and its correlates among informal caregivers of older adults. *Compr Psychiatry* 2016;68:178-85.
303. Feast A, Moniz-Cook E, Stoner C, Charlesworth G, Orrell M. A systematic review of the relationship between behavioral and psychological symptoms (BPSD) and caregiver well-being. *Int Psychogeriatr* 2016;28(11):1761-74.
304. Kiecolt-Glaser JK, Glaser R, Gravenstein S, Malarkey WB, Sheridan J. Chronic stress alters the immune response to influenza virus vaccine in older adults. *Proc Natl Acad Sci* 1996;93:3043-7.
305. Schulz R, Beach SR. Caregiving as a risk factor for mortality: The Caregiver Health Effects Study. *JAMA* 1999;282:2215-60.
306. Vitaliano PP, Zhang J, Scanlan JM. Is caregiving hazardous to one's physical health? A meta-analysis. *Psychol Bull* 2003;129(6):946-72.
307. Liu W, Gallagher-Thompson D. Impact of dementia caregiving: Risks, strains, and growth. In: Qualls SH, Zarit SH, eds. *Aging families and caregiving*. Hoboken, N.J.: John Wiley & Sons, Inc.; 2009: p. 85-112.
308. Pinquart M, Sörensen S. Associations of stressors and uplifts of caregiving with caregiver burden and depressive mood: A meta-analysis. *J Gerontol B Psychol Sci Soc Sci* 2003;58(2):112-28.
309. Sörensen S, Duberstein P, Gill D, Pinquart M. Dementia care: Mental health effects, intervention strategies, and clinical implications. *Lancet Neurol* 2006;5(11):961-73.
310. Goren A, Montgomery W, Kahle-Wroblewski K, Nakamura T, Ueda K. Impact of caring for persons with Alzheimer's disease or dementia on caregivers' health outcomes: Findings from a community based survey in Japan. *BMC Geriatr* 2016;16:122.
311. Alzheimer's Association. 2016 Alzheimer's Disease Facts and Figures. Special Report: The Personal Financial Impact of Alzheimer's Disease on Families. Available at: [https://www.alzheimersanddementia.com/article/S1552-5260\(16\)00085-6/fulltext](https://www.alzheimersanddementia.com/article/S1552-5260(16)00085-6/fulltext). Accessed October 25, 2018.
312. Jones RW, Lebec J, Kahle-Wroblewski K, Dell'Agnello G, Bruno G, Vellas B, et al. Disease progression in mild dementia due to Alzheimer disease in an 18-month observational study (GERAS): The impact on costs and caregiver outcomes. *Dement Geriatr Cogn Dis Extra* 2017;20(7(1)):87-100.
313. Zarit SH. Positive aspects of caregiving: More than looking on the bright side. *Aging Ment Health* 2012;16(6):673-74.
314. Cheng ST, Mak EP, Lau RW, Ng NS, Lam LC. Voices of Alzheimer caregivers on positive aspects of caregiving. *Gerontologist* 2016;56(3):451-60.
315. Monin JK, Schulz R, Feeney BC. Compassionate love in individuals with Alzheimer's disease and their spousal caregivers: Associations with caregivers' psychological health. *Gerontologist* 2015;55(6):981-9.

316. Roth DL, Dilworth-Anderson P, Huang J, Gross AL, Gitlin LN. Positive aspects of family caregiving for dementia: Differential item functioning by race. *J Gerontol B Psychol Sci Soc Sci* 2015;70(6):813-9.
317. Lloyd J, Patterson T, Muers J. The positive aspects of caregiving in dementia: A critical review of the qualitative literature. *Dementia (London)* 2016;15(6):1534-61.
318. Yu DSF, Cheng ST, Wang J. Unravelling positive aspects of caregiving in dementia: An integrative review of research literature. *Int J Nurs Stud* 2018;79:1-26.
319. Schulz R, O'Brien AT, Bookwala J, Fleissner K. Psychiatric and physical morbidity effects of dementia caregiving: Prevalence, correlates, and causes. *Gerontologist* 1995;35(6):771-91.
320. Baumgarten M, Battista RN, Infante-Rivard C, Hanley JA, Becker R, Gauthier S. The psychological and physical health of family members caring for an elderly person with dementia. *J Clin Epidemiol* 1992;45(1):61-70.
321. Mausbach BT, Chattillion EA, Roepke SK, Patterson TL, Grant I. A comparison of psychosocial outcomes in elderly Alzheimer caregivers and noncaregivers. *Am J Geriatr Psychiatry* 2013;21(1):5-13.
322. Kessler RC, Chiu WT, Demler O, Merikangas KR, Walters EE. Prevalence, severity, and comorbidity of 12-month DSM-IV disorders in the National Comorbidity Survey Replication. *Arch Gen Psychiatry* 2005;62:617-27.
323. Sallim AB, Sayampanathan AA, Cuttilan A, Chun-Man Ho R. Prevalence of mental health disorders among caregivers of patients with Alzheimer disease. *J Am Med Dir Assoc* 2015;16(12):1034-41.
324. Atteih S, Mellon L, Hall P, Brewer L, Horgan F, Williams D, et al. Implications of stroke for caregiver outcomes: Findings from the ASPIRE-S Study. *Int J Stroke* 2015;10:918-23.
325. Thunyadee C, Sitthimongkol Y, Sangon S, Chai-Aroon T, Hegadoren KM. Predictors of depressive symptoms and physical health in caregivers of individuals with schizophrenia. *J Nurs Health Sci* 2015;17:412-9.
326. Epstein-Lubow G, Gaudiano B, Darling E, Hinckley M, Tremont G, Kohn R, et al. Differences in depression severity in family caregivers of hospitalized individuals with dementia and family caregivers of outpatients with dementia. *Am J Geriatr Psychiatry* 2012;20(9):815-9.
327. Vitaliano PP, Ustundag O, Borson S. Objective and subjective cognitive problems among caregivers and matched non-caregivers. *Gerontologist* 2017;57(4):637-47.
328. Dassel KB, Carr DC, Vitaliano P. Does caring for a spouse with dementia accelerate cognitive decline? Findings from the Health and Retirement Study. *Gerontologist* 2017;57(2):319-28.
329. Arthur PB, Gitlin LN, Kairalla JA, Mann WC. Relationship between the number of behavioral symptoms in dementia and caregiver distress: What is the tipping point? *Int Psychogeriatr* 2018;30(8):1099-1107.
330. Gillespie R, Mullan J, Harrison L. Managing medications: The role of informal caregivers of older adults and people living with dementia: A review of the literature. *J Clin Nurs* 2014;23(23-24):3296-308.
331. Alsaeed D, Jamieson E, Gul MO, Smith FJ. Challenges to optimal medicines use in people living with dementia and their caregivers: A literature review. *Int J Pharm* 2016;512(2):396-404.
332. Polenick CA, Stanz SD, Leggett AN, Maust DT, Hodgson NA, Kales HC. Stressors and resources related to medication management: Associations with spousal caregivers' role overload. *Gerontologist*. 2018;Oct 24. doi: 10.1093/geront/gny130. [Epub ahead of print].
333. Aston L, Hilton A, Moutela T, Shaw R, Maidment I. Exploring the evidence base for how people with dementia and their informal carers manage their medication in the community: A mixed studies review. *BMC Geriatr* 2017;17(1):242.
334. Badana ANS, Marino V, Haley WE. Racial differences in caregiving: Variation by relationship type and dementia care status. *J Aging Health* 2017;1:898264317743611. doi: 10.1177/0898264317743611. [Epub ahead of print].
335. Gaugler JE, Mittelman MS, Hepburn K, Newcomer R. Clinically significant changes in burden and depression among dementia caregivers following nursing home admission. *BMC Medicine* 2010;8:85.
336. Mausbach BT, Chattillion EA, Ho J, Flynn LM, Tiznado D, von Känel R, et al. Why does placement of persons with Alzheimer's disease into long-term care improve caregivers' well-being? Examination of psychological mediators. *Psychol Aging* 2014;29(4):776-86.
337. Peacock SC. The experience of providing end-of-life care to a relative with advanced dementia: An integrative literature review. *Palliat Support Care* 2013;11(2):155-68.
338. Schulz R, Mendelsohn AB, Haley WE, Mahoney D, Allen RS, Zhang S, et al. End-of-life care and the effects of bereavement on family caregivers of persons with dementia. *N Engl J Med* 2003;349(20):1936-42.
339. Fonareva I, Oken BS. Physiological and functional consequences of caregiving for relatives with dementia. *Int Psychogeriatr* 2014;26(5):725-47.
340. von Känel R, Mausbach BT, Ancoli-Israel S, Mills PJ, Dimsdale JE, Patterson TL, et al. Positive affect and sleep in spousal Alzheimer caregivers: A longitudinal study. *Behav Sleep Med* 2014;12(5):358-72.
341. Peng H-L, Chang Y-P. Sleep disturbance in family caregivers of individuals with dementia: A review of the literature. *Perspect Psychiatr C* 2012;49(2):135-46.
342. Välimäki TH, Martikainen JA, Hongisto K, Väättäinen S, Sintonen H, Koivisto AM. Impact of Alzheimer's disease on the family caregiver's long-term quality of life: Results from an ALSOVA follow-up study. *Qual Life Res* 2016;25(3):687-97.
343. Bremer P, Cabrera E, Leino-Kilpi H, Lethin C, Saks K, Sutcliffe C. Informal dementia care: Consequences for caregivers' health and health care use in 8 European countries. *Health Policy* 2015;119(11):1459-71.
344. MetLife Mature Market Institute. The MetLife Study of Alzheimer's Disease: The Caregiving Experience; August 2006. Available at: <http://docplayer.net/20982840-The-metlife-study-of-alzheimer-s-disease-the-caregiving-experience.html>. Accessed December 18, 2018.
345. Dassel KB, Carr DC. Does dementia caregiving accelerate frailty? Findings from the Health and Retirement Study. *Gerontologist* 2016;56(3):444-50.
346. Fredman L, Bertrand RM, Martire LM, Hochberg M, Harris EL. Leisure-time exercise and overall physical activity in older women caregivers and non-caregivers from the Caregiver-SOF Study. *Prev Med* 2006;43:226-9.
347. Roepke SK, Allison M, Von Känel R, Mausbach BT, Chattillion EA, Harmell AL, et al. Relationship between chronic stress and carotid intima-media thickness (IMT) in elderly Alzheimer's disease caregivers. *Stress* 2012;15(2):121-9.
348. Gouin J, Glaser R, Malarkey WB, Beversdorf D, Kiecolt-Glaser J. Chronic stress, daily stressors, and circulating inflammatory markers. *Health Psychol* 2012;31(2):264-8.
349. von Känel R, Mills PJ, Mausbach BT, Dimsdale JE, Patterson TL, Ziegler MG, et al. Effect of Alzheimer caregiving on circulating levels of C-reactive protein and other biomarkers relevant to cardiovascular disease risk: A longitudinal study. *Gerontology* 2012;58(4):354-65.
350. von Känel R, Mausbach BT, Dimsdale JE, Mills PJ, Patterson TL, Ancoli-Israel S, et al. Effect of chronic dementia caregiving and major transitions in the caregiving situation on kidney function: A longitudinal study. *Psychosom Med* 2012;74(2):214-20.
351. Mausbach BT, Chattillion E, Roepke SK, Ziegler MG, Milic M, von Känel R, et al. A longitudinal analysis of the relations among stress, depressive symptoms, leisure satisfaction, and endothelial function in caregivers. *Health Psychol* 2012;31(4):433-40.
352. Chattillion EA, Mausbach BT, Roepke SK, von Känel R, Mills PJ, Dimsdale JE, et al. Leisure activities, caregiving demands and catecholamine levels in dementia caregivers. *Psychol Health* 2012;27(10):1134-49.

353. von Kanel R, Dimsdale JE, Mills PJ, Ancoli-Israel S, Patterson TL, Mausbach BT, et al. Effect of Alzheimer caregiving stress and age on frailty markers interleukin-6, C-reactive protein, and D-dimer. *J Gerontol A Biol Sci Med Sci* 2006;61(9):963-9.
354. Kiecolt-Glaser JK, Dura JR, Speicher CE, Trask OJ, Galser R. Spousal caregivers of dementia victims: Longitudinal changes in immunity and health. *Psychosom Med* 1991;53:345-62.
355. Kiecolt-Glaser JK, Marucha PT, Mercado AM, Malarkey WB, Glaser R. Slowing of wound healing by psychological stress. *Lancet* 1995;346(8984):1194-6.
356. Vitaliano PP, Scanlan JM, Zhang J, Savage MV, Hirsch IB, Siegler I. A path model of chronic stress, the metabolic syndrome, and coronary heart disease. *Psychosom Med* 2002;64:418-35.
357. Mausbach BT, Romero-Moreno R, Bos T, von Känel R, Ziegler MG, Allison MA, et al. Engagement in pleasant leisure activities and blood pressure: A 5-year longitudinal study in Alzheimer caregivers. *Psychosom Med*. 2017;79(7):735-41.
358. Shaw WS, Patterson TL, Ziegler MG, Dimsdale JE, Semple SJ, Grant I. Accelerated risk of hypertensive blood pressure recordings among Alzheimer caregivers. *J Psychosom Res* 1999;46(3):215-27.
359. Mausbach BT, Roepke SK, Ziegler MG, Milic M, Von Kanel R, Dimsdale JE, et al. Association between chronic caregiving stress and impaired endothelial function in the elderly. *J Am Coll Cardiol* 2010;55(23):2599-606.
360. Allen AP, Curran EA, Duggan Á, Cryan JF, Chorcoráin AN, Dinan TG, et al. A systematic review of the psychobiological burden of informal caregiving for patients with dementia: Focus on cognitive and biological markers of chronic stress. *Neurosci Biobehav Rev* 2017;73:123-164.
361. Schubert CC, Boustani M, Callahan CM, Perkins AJ, Hui S, Hendrie HC. Acute care utilization by dementia caregivers within urban primary care practices. *J Gen Intern Med* 2008;23(11):1736-40.
362. Zhu CW, Scarmeas N, Ornstein K, Albert M, Brandt J, Blacker D, et al. Health-care use and cost in dementia caregivers: Longitudinal results from the Predictors Caregiver Study. *Alzheimers Dement* 2015;11(4):444-54.
363. Roth DL, Fredman L, Haley WE. Informal caregiving and its impact on health: A reappraisal from population-based studies. *Gerontologist* 2015;55(2):309-19.
364. Christakis NA, Allison PD. Mortality after the hospitalization of a spouse. *N Engl J Med* 2006;354:719-30.
365. Perkins M, Howard VJ, Wadley VG, Crowe M, Safford MM, Haley WE, et al. Caregiving strain and all-cause mortality: Evidence from the REGARDS Study. *J Gerontol B Psychol Sci Soc Sci* 2013;68(4):504-12.
366. AARP, Family Caregiving and Out-of-Pocket Costs: 2016 Report. Available at: [https://www.aarp.org/content/dam/aarp/research/surveys\\_statistics/lrc/2016/family-caregiving-costs-fact-sheet.doi.10.26419%252Fres.00138.002.pdf](https://www.aarp.org/content/dam/aarp/research/surveys_statistics/lrc/2016/family-caregiving-costs-fact-sheet.doi.10.26419%252Fres.00138.002.pdf). Accessed December 18, 2018.
367. Gaugler JE, Jutkowitz E, Shippee TP, Brasure M. Consistency of dementia caregiver intervention classification: An evidence-based synthesis. *Int Psychogeriatr* 2017;29(1):19-30.
368. Gitlin LN, Hodgson N. Caregivers as therapeutic agents in dementia care: The evidence-base for interventions supporting their role. In: Gaugler JE, Kane RL, eds. *Family caregiving in the new normal*. Philadelphia, Pa.: Elsevier, Inc.; 2015: p. 305-56.
369. Maslow K. *Translating Innovation to Impact: Evidence-Based Interventions to Support People with Alzheimer's Disease and their Caregiver at Home and in the Community*. Washington, D.C.: Administration on Aging; 2012. Available at: [https://www.nhqualitycampaign.org/files/Maslow\\_evidence-based\\_review\\_community\\_interventions.pdf](https://www.nhqualitycampaign.org/files/Maslow_evidence-based_review_community_interventions.pdf). Accessed December 18, 2018.
370. Rosalynn Carter Institute for Caregiving. Caregiver Intervention Database. Available at: [http://www.rosalynncarter.org/caregiver\\_intervention\\_database/](http://www.rosalynncarter.org/caregiver_intervention_database/). Accessed December 18, 2018.
371. Liew TM, Lee CS. Reappraising the efficacy and acceptability of multicomponent interventions for caregiver depression in dementia: The utility of network meta-analysis. *Gerontologist* 2018 May 31. doi: 10.1093/geront/gny061. [Epub ahead of print].
372. Menne HL, Bass DM, Johnson JD, Primetica B, Kearney KR, Bollin S, et al. Statewide implementation of "reducing disability in Alzheimer's disease": Impact on family caregiver outcomes. *J Gerontol Soc Work* 2014;57(6-7):626-39.
373. Teri L, McKenzie G, Logsdon RG, McCurry SM, Bollin S, Mead J, et al. Translation of two evidence-based programs for training families to improve care of persons with dementia. *Gerontologist* 2012;52(4):452-9.
374. Gitlin LN, Jacobs M, Earland TV. Translation of a dementia caregiver intervention for delivery in homecare as a reimbursable Medicare service: Outcomes and lessons learned. *Gerontologist* 2010;50(6):847-54.
375. Burgio LD, Collins IB, Schmid B, Wharton T, McCallum D, Decoster J. Translating the REACH caregiver intervention for use by area agency on aging personnel: The REACH OUT program. *Gerontologist* 2009;49(1):103-16.
376. Mittelman MS, Bartels SJ. Translating research into practice: Case study of a community-based dementia caregiver intervention. *Health Aff* 2014;33(4):587-95.
377. Cheung KS, Lau BH, Wong PW, Leung AY, Lou VW, Chan GM, et al. Multicomponent intervention on enhancing dementia caregiver well-being and reducing behavioral problems among Hong Kong Chinese: A translational study based on REACH II. *Int J Geriatr Psychiatry* 2015;30(5):460-9.
378. Samia LW, Aboueissa AM, Halloran J, Hepburn K. The Maine Savvy Caregiver Project: Translating an evidence-based dementia family caregiver program within the RE-AIM Framework. *J Gerontol Soc Work* 2014;57(6-7):640-61.
379. Lykens K, Moayad N, Biswas S, Reyes-Ortiz C, Singh KP. Impact of a community based implementation of REACH II program for caregivers of Alzheimer's patients. *PLoS One* 2014;9(2):e89290.
380. Menne HL, Bass DM, Johnson JD, Kearney KR, Bollin S, Teri L. Program components and outcomes of individuals with dementia: Results from the replication of an evidence-based program. *J Appl Gerontol* 2017;36(5):537-52.
381. Primetica B, Menne HL, Bollin S, Teri L, Molea M. Evidence-Based Program replication: Translational activities, experiences, and challenges. *J Appl Gerontol* 2015;34(5):652-70.
382. Fortinsky RH, Gitlin LN, Pizzi LT, Piersol CV, Grady J, Robison JT, et al. Translation of the care of persons with dementia in their environments (COPE) intervention in a publicly-funded home care context: Rationale and research design. *Contemp Clin Trials* 2016;49:155-65.
383. Nichols LO, Martindale-Adams J, Burns R, Zuber J, Graney MJ. REACH VA: Moving from translation to system implementation. *Gerontologist* 2016;56(1):135-44.
384. Teri L, Logsdon RG, McCurry SM, Pike KC, McGough EL. Translating an evidence-based multicomponent intervention for older adults with dementia and caregivers. *Gerontologist*. 2018;Oct 9. doi: 10.1093/geront/gny122. [Epub ahead of print].
385. McCurry SM, Logsdon RG, Pike KC, LaFazia DM, Teri L. Training Area Agencies on Aging case managers to improve physical function, mood, and behavior in persons with dementia and caregivers: Examples from the RDAD-Northwest Study. *J Gerontol Soc Work* 2018;61(1):45-60.
386. Czaja SJ, Lee CC, Perdomo D, Loewenstein D, Bravo M, Moxley JH, et al. Community REACH: An implementation of an evidence-based caregiver program. *Gerontologist* 2018;19:58(2):e130-7.
387. Fauth EB, Jackson MA, Walberg DK, Lee NE, Easom LR, Alston G, et al. External validity of the New York University Caregiver Intervention: Key caregiver outcomes across multiple demonstration projects. *J Appl Gerontol* 2017 Jun 1:733464817714564. doi: 10.1177/0733464817714564. [Epub ahead of print].
388. Boustani M, Alder CA, Solid CA. Agile implementation: A blueprint for implementing evidence-based healthcare solutions. *J Am Geriatr Soc* 2018;66(7):1372-6.
389. Boots LM, de Vugt ME, van Knippenberg RJ, Kempen GI, Verhey FR. A systematic review of internet-based supportive interventions for caregivers of patients with dementia. *Int J Geriatr Psych* 2015;29(4):331-44.

390. Czaja SJ, Loewenstein D, Schulz R, Nair SN, Perdomo D. A videophone psychosocial intervention for dementia caregivers. *Am J Geriatr Psychiatry* 2013;21(11):1071-81.
391. Griffiths PC, Whitney MK, Kovaleva M, Hepburn K. Development and implementation of tele-savvy for dementia caregivers: A Department of Veterans Affairs Clinical Demonstration Project. *Gerontologist* 2016;56(1):145-54.
392. Brown EL, Ruggiano N, Li J, Clarke PJ, Kay ES, Hristidis V. Smartphone-based health technologies for dementia care: Opportunities, challenges, and current practices. *J Appl Gerontol* 2019;38(1):73-91.
393. Grossman MR, Zak DK, Zelinski EM. Mobile Apps for caregivers of older adults: Quantitative content analysis. *JMIR mHealth and uHealth* 2018;30(6(7):e162.
394. Gaugler JE, Zmora R, Mitchell LL, Finlay JM, Peterson CM, McCarron H, et al. Six-month effectiveness of remote activity monitoring for persons living with dementia and their family caregivers: An experimental mixed methods study. *Gerontologist* 2018 Jul 5. doi: 10.1093/geront/gny078. [Epub ahead of print]
395. Waller A, Dilworth S, Mansfield E, Sanson-Fisher R. Computer and telephone delivered interventions to support caregivers of people with dementia: A systematic review of research output and quality. *BMC Geriatr* 2017;17(1):265.
396. Hopwood J, Walker N, McDonagh L, Rait G, Walters K, Iliffe S, et al. Internet-based interventions aimed at supporting family caregivers of people with dementia: Systematic review. *J Med Internet Res* 2018;12(20(6):e216.
397. U.S. Department of Health and Human Services. National Research Summit on Care, Services and Supports for Persons with Dementia and their Caregivers. Available at: <https://aspe.hhs.gov/national-research-summit-care-services-and-supports-persons-dementia-and-their-caregivers>. Accessed November 13, 2018.
398. Gaugler JE, Potter T, Pruinelli L. Partnering with caregivers. *Clin Geriatr Med* 2014;30(3):493-515.
399. Gitlin LN, Marx K, Stanley IH, Hodgson N. Translating evidence-based dementia caregiving interventions into practice: State-of-the-science and next steps. *Gerontologist* 2015;55(2):210-26.
400. Wethington E, Burgio LD. Translational research on caregiving: Missing links in the translation process. In: Gaugler JE, Kane RL, eds. *Family caregiving in the new normal*. Philadelphia, Pa.: Elsevier, Inc; 2015: p. 193-210.
401. Zarit SH. Past is prologue: How to advance caregiver interventions. *Aging Ment Health* 2017;16:1-6.
402. Zarit SH. Empirically supported treatment for family caregivers. In: Qualls SH, Zarit SH, eds. *Aging families and caregiving*. Hoboken, N.J.: John Wiley & Sons, Inc.; 2009: p. 131-54.
403. Zarit SH, Lee JE, Barrineau MJ, Whitlatch CJ, Femia EE. Fidelity and acceptability of an adaptive intervention for caregivers: An exploratory study. *Aging Ment Health* 2013;17(2):197-206.
404. Van Mierlo LD, Meiland FJ, Van Hout HP, Dröes RM. Toward an evidence-based implementation model and checklist for personalized dementia care in the community. *Int Psychogeriatr* 2016;28(5):801-13.
405. Gaugler JE, Reese M, Tanler R. Care to Plan: An online tool that offers tailored support to dementia caregivers. *Gerontologist* 2016;56(6):1161-74.
406. Jennings LA, Ramirez KD, Hays RD, Wenger NS, Reuben DB. Personalized goal attainment in dementia care: Measuring what persons with dementia and their caregivers want. *J Am Geriatr Soc* 2018;Oct 9. doi: 10.1111/jgs.15541. [Epub ahead of print].
407. Whitlatch CJ, Orsulic-Jeras S. Meeting the informational, educational, and psychosocial support needs of persons living with dementia and their family caregivers. *Gerontologist* 2018;18(58(suppl\_1):S58-73.
408. Gonyea JG, López LM, Velásquez EH. The effectiveness of a culturally sensitive cognitive behavioral group intervention for Latino Alzheimer's caregivers. *Gerontologist* 2016;56(2):292-302.
409. Llanque SM, Enriquez M. Interventions for Hispanic caregivers of patients with dementia: A review of the literature. *Am J Alzheimers Dis Other Demen* 2012;27(1):23-32.
410. Kally Z, Cote SD, Gonzalez J, Villarruel M, Cherry DL, Howland S, et al. The Savvy Caregiver Program: Impact of an evidence-based intervention on the well-being of ethnically diverse caregivers. *J Gerontol Soc Work* 2014;57(6-7):681-93.
411. Kally Z, Cherry DL, Howland S, Villarruel M. Asian Pacific Islander dementia care network: A model of care for underserved communities. *J Gerontol Soc Work* 2014;57(6-7):710-27.
412. Napoles AM, Chadiha L, Eversley R, Moreno-John G. Reviews: Developing culturally sensitive dementia caregiver interventions: Are we there yet? *Am J Alzheimers Dis Other Demen* 2010;25:389-406.
413. Hicken BL, Daniel C, Luptak M, Grant M, Kilian S, Rupper RW. Supporting caregivers of rural veterans electronically (SCORE). *J Rural Health* 2017;33(3):305-313.
414. Graham-Phillips A, Roth DL, Huang J, Dilworth-Anderson P, Gitlin LN. Racial and ethnic differences in the delivery of the resources for enhancing Alzheimer's Caregiver Health II Intervention. *J Am Geriatr Soc* 2016;64(8):1662-7.
415. Martindale-Adams J, Tah T, Finke B, LaCounte C, Higgins BJ, Nichols LO. Implementation of the REACH model of dementia caregiver support in American Indian and Alaska Native communities. *Transl Behav Med* 2017;7(3):427-34.
416. Meyer OL, Liu XL, Tancredi D, Ramirez AS, Schulz R, Hinton L. Acculturation level and caregiver outcomes from a randomized intervention trial to enhance caregivers' health: Evidence from REACH II. *Aging Ment Health* 2017;24:1-8.
417. Fields NL, Xu L, Richardson VE, Parekh R, Ivey D, Feinhals G. The Senior Companion Program Plus: A culturally tailored psychoeducational training program (innovative practice). *Dementia (London)*. 2016 Jan 1:1471301216685626. doi: 10.1177/1471301216685626. [Epub ahead of print]
418. Luchsinger JA, Burgio L, Mittelman M, Dunner I, Levine JA, Hoyos C, et al. Comparative effectiveness of 2 interventions for Hispanic caregivers of persons with dementia. *J Am Geriatr Soc* 2018;66(9):1708-15.
419. Gilmore-Bykovskiy A, Johnson R, Walljasper L, Block L, Werner N. Underreporting of gender and race/ethnicity differences in NIH-funded dementia caregiver support interventions. *Am J Alzheimers Dis Other Demen* 2018;33(3):145-52.
420. Fredriksen-Goldsen KI, Jen S, Bryan AEB, Goldsen J. Cognitive impairment, Alzheimer's disease, and other dementias in the lives of lesbian, gay, bisexual and transgender (LGBT) older adults and their caregivers: Needs and competencies. *J Appl Gerontol* 2018;37(5):545-69.
421. Khatutsky G, Wiener J, Anderson W, Akhmerova V, Jessup EA, Squillace MR. Understanding direct care workers: A snapshot of two of America's most important jobs: Certified nursing assistants and home health aides. Washington, D.C.: U.S. Department of Health and Human Services; 2011.
422. Stone R. The Long-Term Care Workforce: From Accidental to Valued Profession. In: Wolf D, Folbre N, eds. *Universal Coverage of Long-Term Care in the United States: Can We Get There from Here?* New York, NY: Russell Sage Foundation; 2012: 155-178.
423. Jones AL, Dwyer LL, Bercovitz AR, Strahan GW. The National Nursing Home Survey: 2004 Overview. *Vital Health Stat* 13 2009;(167):1-155.
424. Kramer NA, Smith MC. Training nursing assistants to care for nursing home residents with dementia. In: Molinari V, editor. *Professional psychology in long-term care*. New York, N.Y.: Hatherleigh Press; 2000: p. 227-56.
425. McCabe MP, Davison TE, George K. Effectiveness of staff training programs for behavioral problems among older people with dementia. *Aging Ment Health* 2007;11(5):505-19.
426. Beck C, Ortigara A, Mercer S, Shue V. Enabling and empowering certified nursing assistants for quality dementia care. *Int J Geriatr Psychiatry* 1999;14(3):197-211.

427. Institute of Medicine. *Retooling for an Aging America: Building the Health Care Workforce*. Washington, D.C.: The National Academies Press 2008. Available at: <http://www.nationalacademies.org/hmd/reports/2008/retooling-for-an-aging-america-building-the-health-care-workforce.aspx>. Accessed December 18, 2018.
428. Warshaw GA, Bragg EJ. Preparing the health care workforce to care for adults with Alzheimer's disease and related dementias. *Health Aff* 2014;33(4):633-41.
429. American Health Care Association. (2011). Staffing Survey Report.
430. Stone RL. Factors affecting the future of family caregiving in the United States. In: JE Gaugler, RL Kane, eds. *Family Caregiving in the New Normal*. San Diego, CA: Elsevier, Inc; 2015: p. 57-77.
431. Elvish R, Burrow S, Cawley R, Harney K, Pilling M, Gregory J, et al. 'Getting to know me': The second phase roll-out of a staff training programme for supporting people with dementia in general hospitals. *Dementia (London)* 2016; pii:1471301216634926 [epub ahead of print].
432. Spector A, Orrell M, Goyder J. A systematic review of staff training interventions to reduce the behavioural and psychological symptoms of dementia. *Ageing Res Rev* 2013;12(1):354-64.
433. Bray J, Evans S, Bruce M, Carter C, Brooker D, Milosevic S, et al. Enabling hospital staff to care for people with dementia. *Nurs Older People* 2015;27(10):29-32.
434. Palmer JL, Lach HW, McGillick J, Murphy-White M, Carroll MB, Armstrong JL. The Dementia Friendly Hospital Initiative education program for acute care nurses and staff. *J Contin Educ Nurs* 2014;45(9):416-24.
435. Surr CA, Smith SJ, Crossland J, Robins J. Impact of a person-centred dementia care training programme on hospital staff attitudes, role efficacy and perceptions of caring for people with dementia: A repeated measures study. *Int J Nurs Stud* 2016;53:144-51.
436. Eldercare Workforce Alliance. *Geriatrics Workforce Shortage: A Looming Crisis for our Families*. Washington, D.C.: Eldercare Workforce Alliance; 2012.
437. The American Geriatrics Society. *Current Geriatrician Shortfall*. Available at: [https://www.americangeriatrics.org/sites/default/files/inline-files/Current-Geriatrician-Shortfall\\_0.pdf](https://www.americangeriatrics.org/sites/default/files/inline-files/Current-Geriatrician-Shortfall_0.pdf). Accessed December 18, 2018.
438. The American Geriatrics Society. *Projected Future Need for Geriatricians*. Available at: [https://www.americangeriatrics.org/sites/default/files/inline-files/Projected-Future-Need-for-Geriatricians\\_1.pdf](https://www.americangeriatrics.org/sites/default/files/inline-files/Projected-Future-Need-for-Geriatricians_1.pdf). Accessed December 18, 2018.
439. American Association of Nurse Practitioners. *NP Fact Sheet*. Available at: <https://www.aanp.org/all-about-nps/np-fact-sheet>. Accessed December 18, 2018.
440. Hoffman D, Zucker H. A call to preventive action by health care providers and policy makers to support caregivers. *Prev Chronic Dis* 2016;13:E96.
441. Adelman RD, Tmanova LL, Delgado D, Dion S, Lachs MS. Caregiver burden: A clinical review. *JAMA* 2014;311(10):1052-60.
442. Riedel O, Klotsche J, Wittchen HU. Overlooking informal dementia caregivers' burden. *Res Gerontol Nurs* 2016;9(4):167-74.
443. Alzheimer's Association National Plan Care and Support Milestone Workgroup, Borson S, Boustani MA, Buckwalter KC, Burgio LD, Chodosh J, et al. Report on milestones for care and support under the U.S. National Plan to Address Alzheimer's Disease. *Alzheimer's & Dementia* 2016;12(3):334-69.
444. Cross AJ, Garip G, Sheffield D. The psychosocial impact of caregiving in dementia and quality of life: A systematic review and meta-synthesis of qualitative research. *Psychol Health* 2018;27:1-22.
445. Gaugler JE, Westra BL, Kane RL. Professional discipline and support recommendations for family caregivers of persons with dementia. *Int Psychogeriatr* 2016;28(6):1029-40.
446. Austrom MG, Carvell CA, Alder CA, Gao S, Boustani M, LaMantia M. Workforce development to provide person-centered care. *Aging Ment Health* 2016;20(8):781-92.
447. Brody AA, Galvin JE. A review of interprofessional dissemination and education interventions for recognizing and managing dementia. *Gerontol Geriatr Educ* 2013;34(3):225-56.
448. McCaffrey R, Tappen RM, Lichtstein DM, Friedland M. Interprofessional education in community-based Alzheimer's disease diagnosis and treatment. *J Interprof Care* 2013;27(6):534-6.
449. Köhler L, Meinke-Franze C, Hein J, Fendrich K, Heymann R, Thyrian JR, et al. Does an interdisciplinary network improve dementia care? Results from the IDemUck-study. *Curr Alzheimer Res* 2014;11(6):538-48.
450. Sadak T, Wright J, Borson S. Managing your loved one's health: Development of a new care management measure for dementia family caregivers. *J Appl Gerontol* 2018;37(5):620-43.
451. Noel MA, Kaluzynski TS, Templeton VH. Quality dementia care. *J Appl Gerontol* 2017;36(2):195-212.
452. Tan ZS, Jennings L, Reuben D. Coordinated care management for dementia in a large academic health system. *Health Aff* 2014;33(4):619-25.
453. Callahan CM, Sachs GA, Lamantia MA, Unroe KT, Arling G, Boustani MA. Redesigning systems of care for older adults with Alzheimer's disease. *Health Aff* 2014;33(4):626-32.
454. French DD, LaMantia MA, Livin LR, Herceg D, Alder CA, Boustani MA. Healthy Aging Brain Center improved care coordination and produced net savings. *Health Aff* 2014;33(4):613-8.
455. Borson S, Chodosh J. Developing dementia-capable health care systems: A 12-step program. *Clin Geriatr Med* 2014;30(3):395-420.
456. Reuben DB, Evertson LC, Wenger NS, Serrano K, Chodosh J, Ercoli L, et al. The University of California at Los Angeles Alzheimer's and Dementia Care Program for comprehensive, coordinated, patient-centered care: Preliminary data. *J Am Geriatr Soc* 2013;61(12):2214-8.
457. Thyrian JR, Hertel J, Wucherer D, Eichler T, Michalowsky B, Dreier-Wolfgramm A. Effectiveness and safety of dementia care management in primary care: A randomized clinical trial. *JAMA Psychiatry* 2017 Jul 26. doi: 10.1001/jamapsychiatry.2017.2124. [Epub ahead of print]
458. Callahan CM. Alzheimer's Disease: Individuals, dyads, communities, and costs. *J Am Geriatr Soc*. 2017;65(5):892-5.
459. Dreier-Wolfgramm A, Michalowsky B, Austrom MG, van der Marck MA, Iliffe S, Alder C. Dementia care management in primary care : Current collaborative care models and the case for interprofessional education. *Z Gerontol Geriatr* 2017;50(Suppl 2):68-77.
460. Odenheimer G, Borson S, Sanders AE, Swain-Eng RJ, Kyomen HH, Tierney S, et al. Quality improvement in neurology: Dementia management quality measures (executive summary). *Am J Occup Ther* 2013;67(6):704-10.
461. LaMantia MA, Alder CA, Callahan CM, Gao S, French DD, Austrom MG, et al. The Aging Brain Care Medical Home: Preliminary data. *J Am Geriatr Soc* 2015;63(6):1209-13.
462. National Academies of Sciences, Engineering, and Medicine. *Families Caring for an Aging America*. Washington, D.C.: The National Academies Press; 2016.
463. Gaugler JE, Kane RL, eds. *Family Caregiving in the New Normal*. Philadelphia, Pa.: Elsevier, Inc.; 2015.
464. The Lewin Group. *Process Evaluation of the Older Americans Act Title III-E-National Family Caregiver Support Program: Final Report, 2016*. Available at: [https://acl.gov/sites/default/files/programs/2017-02/NFCSP\\_Final\\_Report-update.pdf](https://acl.gov/sites/default/files/programs/2017-02/NFCSP_Final_Report-update.pdf). Accessed December 18, 2018.
465. Hurd MD, Martorell P, Delavande A, Mullen KJ, Langa KM. Monetary costs of dementia in the United States. *N Engl J Med* 2013;368:1326-34.
466. Unpublished tabulations based on data from the Medicare Current Beneficiary Survey for 2011. Prepared under contract by Avalere Health, March 2016.
467. Yang Z, Zhang K, Lin PJ, Clevenger C, Atherly A. A longitudinal analysis of the lifetime cost of dementia. *Health Serv Res* 2012;47(4):1660-78.
468. Murman DL, Chen Q, Powell MC, Kuo SB, Bradley CJ, Colenda CC. The incremental direct costs associated with behavioral symptoms in AD. *Neurology* 2022;99:1721-9.

469. Yang Z, Levey A. Gender differences: A lifetime analysis of the economic burden of Alzheimer's disease. *Women Health Iss* 2015;25(5):436-40.
470. Dwibedi N, Findley AP, Wiener C, Shen C, Sambamoorthi U. Alzheimer disease and related disorders and out-of-pocket health care spending and burden among elderly Medicare beneficiaries. *Medical Care* 2018;56:240-6.
471. Kelley AS, McGarry K, Gorges R, Skinner JS. The burden of health care costs for patients with dementia in the last 5 years of life. *Ann Intern Med* 2015;163:729-36.
472. Unpublished tabulations based on data from the National 5% Sample Medicare Fee-for-Service Beneficiaries for 2014. Prepared under contract by Avalere Health, January 2016.
473. Bynum JPW, Meara E, Chang C-H, Rhoads JM. Our Parents, Ourselves: Health Care for an Aging Population. A Report of the Dartmouth Atlas Project. The Dartmouth Institute for Health Policy & Clinical Practice; 2016.
474. Rudolph JL, Zanin NM, Jones RN, Marcantonio ER, Fong TG, Yang FM, et al. Hospitalization in community-dwelling persons with Alzheimer's disease: Frequency and causes. *J Am Geriatr Soc* 2010;58(8):1542-8.
475. Beydoun MA, Beydoun HA, Gamaldo AA, Rostant O, Dore GA, Zonderman AB, et al. Nationwide inpatient prevalence, predictors and outcomes of Alzheimer's disease among older adults in the United States, 2002-2012. *J Alzheimers Dis* 2015;48(2):361-75.
476. Landon BE, Keating NL, Onnela JP, Zaslavsky AM, Christakis NA, O'Malley AJ. Patient-sharing networks of physicians and health care utilization and spending among Medicare beneficiaries. *JAMA Intern Med* 2018;178:66-73.
477. U.S. Centers for Medicare & Medicaid Services. State Level Chronic Conditions Table: Prevalence, Medicare Utilization and Spending, 2015. Available at: [https://www.cms.gov/Research-Statistics-Data-and-Systems/Statistics-Trends-and-Reports/Chronic-Conditions/CC\\_Main.html](https://www.cms.gov/Research-Statistics-Data-and-Systems/Statistics-Trends-and-Reports/Chronic-Conditions/CC_Main.html). Accessed December 18, 2018.
478. Medicare. Glossary. Medicare: The Official U.S. Government Site for Medicare. Available at: <http://www.medicare.gov/HomeHealthCompare/Resources/Glossary.html>. Accessed December 18, 2018.
479. Leibson CL, Hall Lon K, Ransom JE, Robers RO, Hass SL, Duhig AM, et al. Direct medical costs and source of cost differences across the spectrum of cognitive decline: A population-based study. *Alzheimers Dement* 2015;11(8):917-32.
480. Suehs BT, Davis CD, Alvir J, van Amerongen D, Patel NC, Joshi AV, et al. The clinical and economic burden of newly diagnosed Alzheimer's disease in a Medicare Advantage population. *Am J Alzheimers Dis Other Dement* 2013;28(4):384-92.
481. Lin P-J, Zhong Y, Fillit HM, Chen E, Neumann PJ. Medicare expenditures of individuals with Alzheimer's disease and related dementias or mild cognitive impairment before and after diagnosis. *J Am Geriatr Soc* 2016;64:1549-57.
482. Geldmacher DS, Kirson NY, Birnbaum HG, Eapen S, Kantor E, Cummings AK, et al. Pre-diagnosis excess acute care costs in Alzheimer's patients among a U.S. Medicaid population. *Appl Health Econ Health Policy* 2013;11(4):407-13.
483. Zhu CW, Cosentino S, Ornstein K, Gu Y, Scarmeas N, Andrews H, et al. Medicare utilization and expenditures around incident dementia in a multiethnic cohort. *J Gerontol A Biol Sci Med Sci* 2015;70(11):1448-53.
484. Kirson NY, Desai U, Ristovska L, Cummings AKG, Birnbaum HG, Ye W, et al. Assessing the economic burden of Alzheimer's disease patients first diagnosed by specialists. *BMC Geriatrics* 2016;16:138.
485. Genworth. 2017 Cost of Care: Annual Costs. Available At: [https://www.genworth.com/dam/Americas/US/PDFs/Consumer/corporate/cost-of-care/179703\\_2017CofC\\_Annual\\_092717.pdf](https://www.genworth.com/dam/Americas/US/PDFs/Consumer/corporate/cost-of-care/179703_2017CofC_Annual_092717.pdf). Accessed December 18, 2018.
486. Genworth. Cost of Care Survey 2018: Median Cost Data Tables. Available at: <https://pro.genworth.com/riiproweb/productinfo/pdf/282102.pdf>. Accessed November 4, 2018.
487. Penn Lendon J, Rome V. Variation in adult day services center participant characteristics, by center ownership: United States, 2016. NCHS Data Brief No. 296. February 2018.
488. Rome V, Harris-Kojetin, Park-Lee E. Variation in operating characteristics of adult day services centers by center ownership: United States, 2014. NCHS Data Brief, No. 224. December 2015.
489. Caffrey C, Sengupta M. Variation in residential care community resident characteristics, by size of community: United States, 2016. NCHS Data Brief. 2018;299:1-8.
490. Caffrey C, Harris-Kojetin L, Rome V, Sengupta M. Variation in operating characteristics of residential care communities by size of community: United States, 2014. NCHS Data Brief, No. 222. November 2015.
491. Harris-Kojetin L, Sengupta M, Park-Lee E, Valverde R, Caffrey C, Rome V, et al. Long-term care providers and services users in the United States: Data from the National Study of Long-Term Care Providers, 2013-2014. National Center for Health Statistics. *Vital Health Stat* 3 2016;(38):x-xii;1-105.
492. U.S. Centers for Medicare & Medicaid Services. Nursing Home Data Compendium 2015 Edition. Available at: [https://www.cms.gov/Medicare/Provider-Enrollment-and-Certification/CertificationandCompliance/Downloads/nursinghomedatacompendium\\_508-2015.pdf](https://www.cms.gov/Medicare/Provider-Enrollment-and-Certification/CertificationandCompliance/Downloads/nursinghomedatacompendium_508-2015.pdf). Accessed December 18, 2018.
493. American Health Care Association. LTC Stats: Nursing Facility Operational Characteristics Report. Table 5: Nursing Facility Beds in Dedicated Special Care Units; September 2014.
494. Teno JM, Gozalo PL, Bynum JP, Leland NE, Miller SC, Morden NE, et al. Change in end-of-life care for Medicare beneficiaries: Site of death, place of care, and health care transitions in 2000, 2005, and 2009. *JAMA* 2013;309(5):470-7.
495. Eiken S, Sredl K, Burwell B, Amos A. Medicaid Expenditures for Long-Term Services and Supports in FY 2016. IAP Medicaid Innovation Accelerator Program. IBM Watson. May 2018. Available at: <https://www.medicare.gov/medicaid/ltss/downloads/reports-and-evaluations/ltssexpenditures2016.pdf>. Accessed November 11, 2018.
496. Bynum J. Characteristics, Costs, and Health Service Use for Medicare Beneficiaries with a Dementia Diagnosis: Report 1: Medicare Current Beneficiary Survey. Unpublished; provided under contract with the Alzheimer's Association. Lebanon, N.H.: Dartmouth Institute for Health Policy and Clinical Care, Center for Health Policy Research, January 2009.
497. Clarkson P, Davies L, Jasper R, Loynes N, Challis D. Home Support in Dementia (HoSt-D) Programme Management Group. A systematic review of the economic evidence for home support interventions in dementia. *Value in Health* 2017;20:1198-209.
498. Nickel F, Barth J, Kolominsky-Rabas PL. Health economic evaluations of non-pharmacological interventions for persons with dementia and their informal caregivers: A systematic review. *BMC Geriatrics* 2018;18:69.
499. Callahan CM, Arling G, Tu W, Rosenman MB, Counsell SR, Stump TE, et al. Transitions in care among older adults with and without dementia. *J Am Geriatr Soc* 2012;60(5):813-20.
500. Gozalo P, Teno JM, Mitchell SL, Skinner J, Bynum J, Tyler D, et al. End-of-life transitions among nursing home residents with cognitive issues. *N Engl J Med* 2011;365(13):1212-21.
501. Teno JM, Mitchell SL, Skinner J, Kuo S, Fisher E, Intrator O, et al. Churning: The association between health care transitions and feeding tube insertion for nursing home residents with advanced cognitive impairment. *J Palliat Med* 2009;12(4):359-62.
502. Jacobson G, Griffin S, Neuman T, Smith K. Income and Assets of Medicare Beneficiaries, 2016-2035. The Henry J. Kaiser Family Foundation Issue Brief. April 2017.
503. U.S. Department of Health and Human Services. What is Long-Term Care Insurance? Available at: <http://longtermcare.gov/costs-how-to-pay/what-is-long-term-care-insurance/>. Accessed December 18, 2018.
504. U.S. Centers for Medicare & Medicaid Services. Your Medicare Coverage. Long-Term Care. Available at:

- <https://www.medicare.gov/coverage/long-term-care.html>. Accessed December 18, 2018.
505. National Association of Insurance Commissioners and the Center for Insurance Policy and Research. *The State of Long-Term Care Insurance: The Market, Challenges and Future Innovations*. CIPR Study Series 2016-1. May 2016.
  506. Reaves EL, Musumeci M. *Medicaid and Long-Term Services and Supports: A Primer*. Menlo Park, Calif.: Kaiser Commission on Medicaid and the Uninsured, Henry J. Kaiser Family Foundation; December 2015. Publication # 8617-02.
  507. De Vleminck A, Morrison RS, Meier DE, Aldridge MD. Hospice care for patients with dementia in the United States: A longitudinal cohort study. *J Am Med Dir Assoc* 2018;19:633-8.
  508. Gozalo P, Plotzke M, Mor V, Miller SC, Teno JM. Changes in Medicare costs with the growth of hospice care in nursing homes. *N Engl J Med* 2015;372:1823-31.
  509. U.S. Centers for Medicare & Medicaid Services. *Medicare Provider Utilization and Payment Data: Hospice Providers*. Available at: <https://www.cms.gov/Research-Statistics-Data-and-Systems/Statistics-Trends-and-Reports/Medicare-Provider-Charge-Data/Hospice.html>. Accessed November 11, 2018.
  510. U.S. Centers for Medicare & Medicaid Services. *Hospices*. Available at: <https://www.cms.gov/Medicare/Provider-Enrollment-and-Certification/CertificationandCompliance/Hospices.html>. Accessed November 11, 2018.
  511. U.S. Centers for Medicare & Medicaid Services, Medicare Learning Network. *Update to Hospice Payment Rates, Hospice Cap, Hospice Wage Index and Hospice Price for FY 2018*. MLN Matters MM10131. Available at: <https://www.cms.gov/Outreach-and-Education/Medicare-Learning-Network-MLN/MLNMattersArticles/downloads/MM10131.pdf>. Accessed November 11, 2018.
  512. Taylor DH, Jr, Bhavsar NA, Bull JH, Kassner CT, Olson A, Boucher NA. Will changes in Medicare payment rates alter hospice's cost-saving ability? *J Palliat Med* 2018;21:645-51.
  513. Miller SC, Lima JC, Looze J, Mitchell SL. Dying in U.S. nursing homes with advanced dementia: How does health care use differ for residents with, versus without, end-of-life Medicare skilled nursing facility care? *J Palliat Med* 2012;15:43-50.
  514. Miller SC, Gozalo P, Mor V. Hospice enrollment and hospitalization of dying nursing home patients. *Am J Med* 2001;11(1):38-44.
  515. Kiely DK, Givens JL, Shaffer ML, Teno JM, Mitchell SL. Hospice use and outcomes in nursing home residents with advanced dementia. *J Am Geriatr Soc* 2010;58(12):2284-91.
  516. Miller SC, Mor V, Wu N, Gozalo P, Lapane K. Does receipt of hospice care in nursing homes improve management of pain at the end of life? *J Am Geriatr Soc* 2002;50(3):507-15.
  517. Shega JW, Hougham GW, Stocking CB, Cox-Hayley D, Sachs GA. Patients dying with dementia: Experience at the end of life and impact of hospice care. *J Pain Symptom Manage* 2008;35(5):499-507.
  518. Teno JM, Meltzer DO, Mitchell SL, Fulton AT, Gozalo P, Mor V. Type of attending physician influenced feeding tube insertions for hospitalized elderly people with severe dementia. *Health Aff* 2014;33(4):675-82.
  519. Mitchell SL, Mor V, Gozalo PL, Servadio JL, Teno JM. Tube feeding in U.S. nursing home residents with advanced dementia, 2000-2014. *JAMA* 2016;316(7):769-70.
  520. Gilligan AM, Malone DC, Warholak TL, Armstrong EP. Health disparities in cost of care in patients with Alzheimer's disease: An analysis across 4 state Medicaid populations. *Am J Alzheimers Dis Other Dement* 2013;28(1):84-92.
  521. Lin P-J, Zhong Y, Fillit HM, Cohen JT, Neumann PJ. Hospitalizations for ambulatory care sensitive conditions and unplanned readmissions among Medicare beneficiaries with Alzheimer's disease. *Alzheimers Dement* 2017;13(10):1174-8.
  522. Davydow DS, Zibin K, Katon WJ, Pontone GM, Chwastiak L, Langa KM, et al. Neuropsychiatric disorders and potentially preventable hospitalizations in a prospective cohort study of older Americans. *J Gen Intern Med* 2014;29(10):1362-71.
  523. Patel A, Parikh R, Howell EH, Hsieh E, Landers SH, Gorodeski EZ. Mini-Cog performance: Novel marker of post discharge risk among patients hospitalized for heart failure. *Circ Heart Fail* 2015;8(1):8-16.
  524. Lin PJ, Fillit HM, Cohen JT, Neumann PJ. Potentially avoidable hospitalizations among Medicare beneficiaries with Alzheimer's disease and related disorders. *Alzheimers Dement* 2013;9(1):30-8.
  525. Feng Z, Coots LA, Kaganova Y, Wiener JM. Hospital and ED use among Medicare beneficiaries with dementia varies by setting and proximity to death. *Health Aff* 2014;33(4):683-90.
  526. Amjad H, Carmichael D, Austin AM, Chang C-H, Bynum JPW. Continuity of care and health care utilization in older adults. *JAMA Intern Med* 2016;176(9):1371-8.
  527. Alzheimer's Association. *Changing the Trajectory of Alzheimer's Disease: How a Treatment by 2025 Saves Lives and Dollars*. Available at [https://www.alz.org/help-support/resources/publications/trajectory\\_report](https://www.alz.org/help-support/resources/publications/trajectory_report). Accessed December 18, 2018.
  528. Zissimopoulos J, Crimmins E, St. Clair P. The value of delaying Alzheimer's disease onset. *Forum Health Econ Policy*. 2014;18(1):25-39.
  529. Alzheimer's Association. *2018 Alzheimer's Disease Facts and Figures*. *Alzheimers Dement* 2018;14(3):367-429.
  530. Liu JL, Hlávka JP, Hillestad R, Mattke S. Assessing the preparedness of the U.S. health care system infrastructure for an Alzheimer's treatment. The RAND Corporation: Santa Monica, CA. (2017) Available at: [https://www.rand.org/pubs/research\\_reports/RR2272.html](https://www.rand.org/pubs/research_reports/RR2272.html). Accessed December 18, 2018.
  531. Dubois B, Padovani A, Scheltens P, Rossi A, Dell'Agnello G. Timely diagnosis for Alzheimer's disease: A literature review on benefits and challenges. *J Alzheimers Dis* 2016;49(3):617-31.
  532. Alzheimer's Association. *Why Get Checked?* Available at: <https://www.alz.org/alzheimers-dementia/diagnosis/why-get-checked>. Accessed January 3, 2019.
  533. Starfield B. *Primary Care: Balancing Health Needs, Services, and Technology*. New York, N.Y.: Oxford University Press; 1998.
  534. Bodenheimer T, Pham HH. Primary care: Current problems and proposed solutions. *Health Aff (Millwood)* 2010;29(5):799-805.
  535. Robert Graham Center. *The State of Primary Care in the United States: A Chartbook of Facts and Statistics*. Available at: <https://www.graham-center.org/content/dam/rgc/documents/publications-reports/reports/PrimaryCareChartbook.pdf>. Accessed January 22, 2019.
  536. Centers for Disease Control and Prevention. *National Ambulatory Medical Care Survey: 2015 State and National Summary Tables*. Available at: [https://www.cdc.gov/nchs/data/ahcd/namcs\\_summary/2015\\_namcs\\_web\\_tables.pdf](https://www.cdc.gov/nchs/data/ahcd/namcs_summary/2015_namcs_web_tables.pdf). Accessed January 22, 2019.
  537. Centers for Disease Control and Prevention, National Center for Health Statistics. *Tables of Summary Health Statistics, 2017 National Health Interview Survey*. Available at: <https://www.cdc.gov/nchs/nhis/shs/tables.htm>. Accessed January 22, 2019.
  538. Henry J. Kaiser Family Foundation. *Percent of Women who Report Having No Personal Doctor/Health Care Provider, by Race/Ethnicity*. Available at: <https://www.kff.org/disparities-policy/state-indicator/no-personal-doctor/?currentTimeframe=0&sortModel=%7B%22colId%22:%22Location%22,%22sort%22:%22asc%22%7D>. Accessed January 22, 2019.
  539. Henry J. Kaiser Family Foundation. *Percent of Men who Report Having No Personal Doctor/Health Care Provider, by Race/Ethnicity*. Available at: <https://www.kff.org/disparities-policy/state-indicator/percent-of-men-who-report-having-no-personal-doctorhealth-care-provider-by-raceethnicity/>. Accessed January 22, 2019.
  540. Wolinsky FD, Bentler SE, Liu L, Geweke JF, Cook EA, Oribizan M, et al. Continuity of care with a primary care physician and mortality in older adults. *J Gerontol A Biol Sci Med Sci* 2010;65(4):421-8.
  541. Maarsingh OR, Henry Y, van de Ven PM, Deeg DJ. Continuity of care in primary care and association with survival in older

- people: A 17-year prospective cohort study. *Br J Gen Pract* 2016;66(649):e531-9.
542. van Walraven C, Oake N, Jennings A, Forster AJ. The association between continuity of care and outcomes: A systematic and critical review. *J Eval Clin Pract* 2010;16(5):947-56.
  543. Urban Institute Health Policy Center, Health Reform Monitoring Survey. Do Patients Trust Their Providers? 2017. Available at: <http://hrms.urban.org/briefs/do-patients-trust-their-providers.html>. Accessed January 22, 2019.
  544. Urban Institute Health Policy Center, Health Reform Monitoring Survey. Patients Feel Comfortable Talking to Their Providers about Sensitive Issues, But Providers Don't Often Ask. 2017. Available at: <http://hrms.urban.org/briefs/patients-comfortable-talking-providers-sensitive-issues.html>. Accessed January 22, 2019.
  545. American Society on Aging, MetLife Foundation, Harris Interactive, Inc. Attitudes and Awareness of Brain Health Poll, 2006. Available at: <http://www.paulnussbaum.com/metlifedoc.pdf>. Accessed January 22, 2019.
  546. John A. Hartford Foundation. How Does It Feel?: The Older Adult Health Care Experience. 2012. Available at: <https://www.johnahartford.org/events/view/john-a.-hartford-foundation-public-poll-how-does-it-feel-the-older-adult-he>. Accessed January 22, 2019.
  547. U.S. Centers for Medicare & Medicaid Services Enterprise Portal. Beneficiaries Utilizing Free Preventive Services by State, 2016. Available at: <https://downloads.cms.gov/files/Beneficiaries%20Utilizing%20Free%20Preventive%20Services%20by%20State%20YTD%202016.pdf>. Accessed January 22, 2019.
  548. U.S. Centers for Medicare & Medicaid Services Enterprise Portal. Beneficiaries Utilizing Free Preventive Services by State, 2015. Available at: <https://downloads.cms.gov/files/Beneficiaries%20Utilizing%20Free%20Preventive%20Services%20by%20State%20YTD%202015.pdf>. Accessed January 22, 2019.
  549. Ganguli I, Souza J, McWilliams JM, Mehrotra A. Trends in use of the U.S. Medicare Annual Wellness Visit, 2011-2014. *JAMA* 2017;317(21):2233-5.
  550. U.S. Centers for Medicare & Medicaid Services. Medicare Learning Network. Annual Wellness Visit, 2018. Available at: [https://www.cms.gov/Outreach-and-Education/Medicare-Learning-Network-MLN/MLNProducts/Downloads/AWV\\_Chart\\_ICN905706.pdf](https://www.cms.gov/Outreach-and-Education/Medicare-Learning-Network-MLN/MLNProducts/Downloads/AWV_Chart_ICN905706.pdf). Accessed January 22, 2019.
  551. National Institute on Aging. Alzheimer's and Dementia Resources for Professionals. Available at: <https://www.nia.nih.gov/health/alzheimers-dementia-resources-for-professionals>. Accessed January 31, 2019.
  552. Alzheimer's Association. Cognitive Assessment Toolkit. Available at: <https://www.alz.org/media/Documents/cognitive-assessment-toolkit.pdf>. Accessed January 22, 2019.
  553. Gerontological Society of America. KAER Toolkit: 4-Step Process to Detecting Cognitive Impairment and Earlier Diagnosis of Dementia. 2015. Available at: <https://www.geron.org/programs-services/alliances-and-multi-stakeholder-collaborations/cognitive-impairment-detection-and-earlier-diagnosis>. Accessed January 22, 2019.
  554. American Academy of Family Physicians. Cognitive Care Kit. Available at: <https://www.aafp.org/patient-care/public-health/cognitive-care.html>. Accessed January 22, 2018.
  555. Act on Alzheimer's®. Provider Practice Tools. Available at: <http://actonalz.org/provider-practice-tools>. Accessed January 31, 2019.
  556. Day KL, Friedman DB, Laditka JN, Anderson LA, Hunter R, Laditka SB, et al. Prevention of cognitive impairment: Physician perceptions and practices. *J Appl Gerontol* 2012;31(6):743-54.
  557. Creavin ST, Wisniewski S, Noel-Storr AH, Trevelyan CM, Hampton T, Rayment D, et al. Mini-Mental State Examination (MMSE) for the detection of dementia in clinically unevaluated people aged 65 and over in community and primary care populations. *Cochrane Database Syst Rev* 2016;1:CD011145.
  558. Ranson JM, Kuzma E, Hamilton W, Muniz-Terrera G, Langa KM, Llewellyn DJ. Predictors of dementia misclassification when using brief cognitive assessments. *Neurol Clin Pract* 2018; DOI:10.1212/CPJ.0000000000000566.
  559. Warren-Findlow J, Price AE, Hochhalter AK, Laditka JN. Primary care providers' sources and preferences for cognitive health information in the United States. *Health Promot Int* 2010;25(4):464-73.
  560. Tierney MC, Naglie G, Upshur R, Jaakkimainen L, Moineddin R, Charles J, et al. Factors associated with primary care physicians' recognition of cognitive impairment in their older patients. *Alzheimer Dis Assoc Disord* 2014;28(4):320-5.
  561. Wojtowicz A, Larner AJ. General Practitioner Assessment of Cognition: Use in primary care prior to memory clinic referral. *Neurodegener Dis Manag* 2015;5(6):505-10.
  562. Cannon P, Larner AJ. Errors in the scoring and reporting of cognitive screening instruments administered in primary care. *Neurodegener Dis Manag* 2016;6(4):271-6.
  563. Boise L, Eckstrom E, Fagnan L, King A, Goubaud M, Buckley DI, et al. The rural older adult memory (ROAM) study: A practice-based intervention to improve dementia screening and diagnosis. *J Am Board Fam Med* 2010;23(4):486-98.
  564. Yarnall KS, Pollak KI, Ostbye T, Krause KM, and Michener JL. Primary care: Is there enough time for prevention? *Am J Public Health* 2003;93(4):635-41.
  565. Yarnall KS, Ostbye T, Krause KM, Pollak KI, Gradison M, and Michener JL. Family physicians as team leaders: "Time" to share the care. *Prev Chronic Dis* 2009;6(2):A59.
  566. Boustani M, Perkins AJ, Fox C, Unverzagt F, Austrom MG, Fultz B, et al. Who refuses the diagnostic assessment for dementia in primary care? *Int J Geriatr Psychiatry* 2006;21(6):556-63.
  567. Fowler NR, Frame A, Perkins AJ, Gao S, Watson DP, Monahan P, et al. Traits of patients who screen positive for dementia and refuse diagnostic assessment. *Alzheimers Dement (Amst)* 2015;1(2):236-241.
  568. Boustani M, Callahan CM, Unverzagt FW, Austrom MG, Perkins AJ, Fultz BA, et al. Implementing a screening and diagnosis program for dementia in primary care. *J Gen Intern Med* 2005;20(7):572-7.
  569. Cordell CB, Borson S, Boustani M, Chodosh J, Reuben D, Verghese J, et al. Alzheimer's Association recommendations for operationalizing the detection of cognitive impairment during the Medicare Annual Wellness Visit in a primary care setting. *Alzheimers Dement* 2013;9(2):141-50.
  570. Alzheimer's Association and the Centers for Disease Control and Prevention. Healthy Brain Initiative: State and Local Public Health Partnerships to Address Dementia: The 2018-2023 Road Map. Available at: <https://www.cdc.gov/aging/pdf/2018-2023-Road-Map-508.pdf>. Accessed January 21, 2019.
  571. Fowler NR, Morrow L, Chiappetta L, Snitz B, Huber K, Rodriguez E, et al. Cognitive testing in older primary care patients: A cluster-randomized trial. *Alzheimers Dement (Amst)* 2015;1(3):349-57.
  572. Lathren CR, Sloane PD, Hoyle JD, Zimmerman S, and Kaufer DI. Improving dementia diagnosis and management in primary care: A cohort study of the impact of a training and support program on physician competency, practice patterns, and community linkages. *BMC Geriatr* 2013;13:134.
  573. Pond D, Mate K, Stocks N, Gunn J, Disler P, Magin P, et al. Effectiveness of a peer-mediated educational intervention in improving general practitioner diagnostic assessment and management of dementia: A cluster randomised controlled trial. *BMJ Open* 2018;8(8):e021125.
  574. Rabinovici GD, Gastonis C, Appgar C, Gareen IF, Hanna L, Hendrix J, et al. Impact of amyloid PET on patient management: Early results from the IDEAS Study. *Alzheimers Dement* 2017;13(7, suppl):P1474.
  575. Shaw LM, Arias J, Blennow K, Galasko D, Molinuevo JL, Salloway S, et al. Appropriate use criteria for lumbar puncture and cerebrospinal fluid testing in the diagnosis of Alzheimer's disease. *Alzheimers Dement* 2018;14(11):1505-21.



576. Hebert LE, Scherr PA, Bienias JL, Bennett DA, Evans DA. Alzheimer's disease in the U.S. population: Prevalence estimates using the 2000 Census. *Arch Neurol* 2003;60:1119-22.
577. Brookmeyer R, Gray S, Kawas C. Projections of Alzheimer's disease in the United States and the public health impact of delaying disease onset. *Am J Public Health* 1998;88:1337-42.
578. National Alliance for Caregiving and AARP, Caregiving in the U.S., November 2009. Available at: <https://www.caregiving.org/pdf/research/FINALRegularExSum50plus.pdf>, Accessed Jan. 22, 2019.
579. Amo PS, Levine C, Memmott MM. The economic value of informal caregiving. *Health Aff* 1999;18:182-8.
580. U.S. Department of Labor, Bureau of Labor Statistics. Employment, Hours, and Earnings from the Current Employment Statistics Survey. Series 10-CEU 6562160008, Home Health Care Services (NAICS code 6216), Average Hourly Earnings, July 2018. Available at: [www.bls.gov/ces/data.htm](http://www.bls.gov/ces/data.htm). Accessed January 3, 2019.
581. Albert SM, Schulz R. The MetLife Study of working caregivers and employer health care costs. New York, N.Y.: MetLife Mature Market Institute; 2010.
582. U.S. Centers for Medicare & Medicaid Services. Health Expenditures by State of Residence, 1991-2014. Available at: <https://www.cms.gov/Research-Statistics-Data-and-Systems/Statistics-Trends-and-Reports/NationalHealthExpendData/NationalHealthAccountsStateHealthAccountsResidence.html>. Accessed December 18, 2018.
583. Shriver M. The Shriver Report: A Woman's Nation Takes on Alzheimer's. Chicago, Ill.: Alzheimer's Association; 2010.

The Alzheimer's Association acknowledges the contributions of Joseph Gaugler, Ph.D., Bryan James, Ph.D., Tricia Johnson, Ph.D., Allison Marin, Ph.D., and Jennifer Weuve, M.P.H., Sc.D., in the preparation of *2019 Alzheimer's Disease Facts and Figures*.

The Alzheimer's Association is the leading voluntary health organization in Alzheimer's care, support and research. Our mission is to eliminate Alzheimer's disease through the advancement of research; to provide and enhance care and support for all affected; and to reduce the risk of dementia through the promotion of brain health.

Our vision is a world without Alzheimer's disease.®

Alzheimer's Association  
225 N. Michigan Ave., Fl. 17  
Chicago, IL 60601-7633

Alzheimer's Association  
Public Policy Office  
1212 New York Ave., N.W., Suite 800  
Washington, DC 20005-6105

800.272.3900  
alz.org®

©2019 Alzheimer's Association. All rights reserved.  
This is an official publication of the Alzheimer's Association but may be distributed freely and without charge by unaffiliated organizations and individuals. Such distribution does not constitute an endorsement of these parties or their activities by the Alzheimer's Association.

alzheimer's  association®