



FORMULA

2019 SPECIFICATIONS AND PERFORMANCE GUIDE

OCTOBER 2018

TABLE OF CONTENTS

FORMULA BOWRIDER/SUN SPORT/FX	PAGE
240 Bowrider/BR XS.....	2-3
270 Bowrider/BR XS/Sun Sport	4-5
290 Bowrider/ BR FX.....	6-7
310 Bowrider/BR FX.....	8-9
310 Sun Sport/FX.....	10-11
330 Crossover Bowrider/CBR FX	12-14
350 Crossover Bowrider/CBR FX	15-17
350 Sun Sport/FX.....	18-20
 FORMULA SUPER SPORT/FX	
370 Super Sport/FX.....	21-23
400 Super Sport/FX.....	24-26
 FORMULA FX SERIES	
Equipment & Engines	27
 SUPER SPORT CROSSOVER	
400 Super Sport Crossover.....	28-30
430 Super Sport Crossover.....	31-33
 ALL SPORT CROSSOVER	
430 All Sport Crossover.....	34-36
 FORMULA PERFORMANCE CRUISER	
31 PC.....	37-39
34 PC.....	40-42
37 PC.....	43-45
40 PC.....	46-48
 FORMULA YACHT	
45 Yacht	49-51
 FORMULA FAS³TECH[®]	
382 FAS ³ TECH	52-53
 ADDITIONAL INFORMATION	
Monthly Payment Calculator.....	54
Boat Show Pricing.....	55-57
Prop Index	58
350 CBR OB Engine Package	59
XS Features	60

The performance and range statistics are the result of tests and projections. However, each boat performs differently based on hull condition, load weight, altitude, water conditions, driver experience and engine tuning. Thunderbird does not guarantee any model will attain the speed and range printed in this guide. Range is 90% of total figure.



LOA	24'0"	7.32 m
LOA w/ext swim platform	25'4"	7.72 m
Maximum Beam	8'6"	2.59 m
Approximate Weight	5,000 lbs	2,268 kg
Fuel Capacity	55 gal	208 L
Water Capacity	10 gal	38 L
Holding Tank (opt.)	10 gal	38 L
Bridge Clearance	4'8"	1.42 m
Bridge Clearance w/sport arch	7'8"	2.33 m
Bridge Clearance w/Samson Sports Razor wakeboard tower	8'3"	2.51 m
Draft	36"	.91 m
Deadrise	20°	20°

Available Engines	H.P.	Liter	Top Speed	Prop Code
Merc 4.5L 250 ECT Bravo III DTS	250	4.5	40-43 MPH	B III 22.5 ∞
Merc 6.2L 300 ECT Bravo III DTS	300	6.2	43-46 MPH	B III 22.5 ∞
Merc 6.2L 350 ECT Bravo III DTS	350	6.2	50-53 MPH	B III 26 ∞
Merc 8.2 MAG ECT 380 Bravo III X DTS	380	8.2	53-56 MPH	B III 28 ∞
Merc 8.2 MAG HO ECT 430 Bravo III X DTS	430	8.2	56-59 MPH	B III 28 ∞
Volvo V6-280CE 4.3L Duoprop EVC	280	4.3	40-43 MPH	DP FH3 ∞
Volvo V8-300CE 5.3L Duoprop EVC	300	5.3	45-48 MPH	DP FH4 ∞
Volvo V8-350CE 5.3L Duoprop EVC	350	5.3	48-50 MPH	DP FH5 ∞
Volvo V8-380CE 6.2L Duoprop EVC	380	6.2	48-51 MPH	DP FH5 ∞
Volvo V8-430CE 6.2L Duoprop EVC	430	6.2	TBD	TBD
Ilmor MV8 6.0L OPS 380 One Drive	380	6.0	TBD	TBD
Ilmor MV8 6.2L OPS 430 One Drive	430	6.2	TBD	TBD

• See prop index, page 58

∞ Designates counter-rotating props (twin-prop drives)

Range

Merc 6.2L 350 ECT Bravo III

RPM	MPH	GAL/HR	RANGE
1500	7	3	136
2000	9	5	93
2500	18	6	160
3000	26	8	188
3500	33	10	183
4000	39	13	162
4500	45	18	136
5000	51	23	119
5380	53	28	105



240 BOWRIDER STANDARD EQUIPMENT

240 BOWRIDER EXTERIOR

- NMMA/CE Certification
- Transferable 5-Year Formula Guard® Limited Protection Plan w/10-year Structural Warranty (USA only)
- Ashland Maxguard™ LE gelcoat
- Standard graphic in A, B or C w/Axalta™ Chroma Premier® basecoat & Imron® Elite clearcoat
- Pressure-treated PermaPanel™ structural hull matrix w/foam-filled hull cavities
- Chemically bonded & thru-bolted deck-to-hull joint
- Heavy-duty PVC gunwale w/stainless insert
- Concealed fiberglass anchor locker
- Stainless hardware & 316L welded rails
- Stainless Formula logo-cast cleats (6), fuel fill & polished engine grilles
- Tinted, tempered curved-glass windshield w/polished stainless top frame & center walk-thru
- Electric horn
- 316L transom grab rail w/tow eye
- Clarion® waterproof transom-mounted stereo control
- Integrated swim platform w/concealed stainless swim ladder & swim platform boarding rail

240 BOWRIDER COCKPIT

- Continuous molded cockpit liner
- Molded fiberglass dash in Charcoal or Mocha w/high-gloss black & dark woodgrain finish panels, Ritchie® compass, digital depth sounder, illuminated waterproof accessory rocker switches w/E-T-A® circuit breakers, digital illuminated instrumentation w/chrome bezels, auxiliary 12V outlet, dual USB charging port, smartphone dash pocket w/iPod™/MP3 port & tilt wheel in leather wrapped stainless
- Side-mount shift/throttle control w/trim switch
- Mercury Marine® Active Trim system (Merc engines only)
- Bennett tab switches w/indicators
- Safety ignition tether
- Mercury DTS control system w/SmartTow & SmartCraft™, Volvo EVC system or Ilmor electronic shift & throttle
- Clarion AM/FM stereo w/iPod/USB port, Bluetooth, waterproof dash-mounted control, six 6 1/2" speakers

- w/400W amplification, smartphone dash pocket & auxiliary 12V outlet
- 5 dual USB charging ports – 2 in aft cockpit, 2 in bow & 1 at sunpad
- 15 polished stainless drink holders
- Cockpit/swim platform blue/white LED courtesy lights
- Fire extinguisher
- Weather-resistant cockpit seating featuring PreFixx® coating, Tenara® element-resistant thread, DriFast® foam & StarLite® XL synthetic marine panel construction
- Double-wide convertible helm seat w/articulating bottom
- Modular bow seating w/removable seat bottom
- Starboard gear storage locker
- In-floor ski & wakeboard storage
- Portside convertible lounge w/trash container below
- U-shaped lounge seating w/molded-in cooler below
- Aft-facing sun lounge w/dual-position backrest & trunk storage w/fenders (2 included) & accessory outlet below
- Battery on/off switch w/parallel
- Woven cockpit mat

240 BOWRIDER HEAD

- Continuous molded liner
- Concealed, one-piece locking door
- Side panel storage counter
- Portable head unit
- Washed Oak, Baltic Birch, Wenge, Walnut, Charcoal or Gray Wash woodgrain-finish flooring
- Carbon monoxide detector

240 BOWRIDER ENGINE ROOM

- Single engine installation w/thru-bolted engine mounts
- Motorized hatch lift
- Courtesy lighting, fume detector & auto fire extinguisher
- Start & aux batteries w/retainers
- 20-amp battery charger
- Galvanic corrosion protection systems
- Bilge blower & automatic bilge pump
- Bennett® hydraulic trim tabs
- Stainless props

240 BOWRIDER AVAILABLE EQUIPMENT

240 BOWRIDER EXTERIOR

- Flagship graphic in A, B or C full hullside color w/Axalta™ Chroma Premier® basecoat & Imron® Elite clearcoat
- Flagship Fusion in A, B or C full hullside multi-color fade effect w/Axalta™ Chroma Premier® basecoat & Imron® Elite clearcoat
- Windshield wiper
- Polished stainless LED bow docking lights
- Four Formula logo fender clips
- Removable ski/wakeboard swivel-head rope pylon
- Custom polished 316L stainless sport arch w/mast light & wakeboard swivel-head rope mount
- Samson Sports Razor wakeboard tower—anodized finish w/two rotating board racks & LED anchor light/swivel-head rope mount
- Above w/two LED tower lights, two amplified Samson quick-release speakers & Cipa Xtreme three-lens mirror
- Extended water sport swim platform w/two drink holders and under mount stainless swim ladder
- Extended water sport swim platform w/two drink holders and under mount swim seat & boarding step
- Woodgrain vinyl decking on swim platform
- Woodgrain vinyl decking on extended water sport platform
- Transom shower & demand water system w/10-gal capacity
- Transom-mounted outdrive switches
- Stainless bow ladder & grabrail
- Stainless flagstaff w/American & Formula flags

240 BOWRIDER COCKPIT

- VHF radio w/antenna
- Raymarine® Axiom 7DV GPS widescreen color chartplotter w/depth sounder & remote keypad
- JL Audio® blue LED lighted chrome-finished speakers w/200W lighted cockpit subwoofer
- Subscription-ready SiriusXM™ Satellite Radio
- Bennett® AutoTrim Pro tab system w/switches & indicators

- Remote control for cockpit/swim platform courtesy lights
- Cockpit blue LED lighting system
- Color-coordinated removable cockpit table w/Corian® top
- Bow seating filler cushions w/center backrest
- 12V inflator for towable floats w/storage pouch
- Gray water holding system (available w/vanity)
- All-weather bow tonneau & cockpit covers in color-coordinated non-fading Sunbrella fabric w/SeaMark™ vinyl undercoating - over windshield
- Light-duty bow tonneau & cockpit covers in color-coordinated non-fading Sunbrella fabric - top of windshield
- Bimini top in color-coordinated non-fading Sunbrella fabric w/SeaMark™ vinyl undercoating
- Bimini top for Samson Sports Razor wakeboard tower in color-coordinated non-fading Sunbrella® fabric
- Front & side curtains w/easy-mount zippers & aft cockpit enclosure in color-coordinated non-fading Sunbrella fabric (not available w/Samson wakeboard tower)
- Transom gate

240 BOWRIDER HEAD

- Head compartment vanity sink, transom shower & demand water system w/10-gallon capacity
- Manual porcelain head unit w/10-gallon holding tank & dockside pumpout
- Manual porcelain head unit w/10-gallon holding tank & macerator w/Y-valve for discharge or dockside pumpout
- Dockside pumpout for portable head

240 BOWRIDER ENGINE ROOM

- Mercury® SeaCore™ saltwater protection system
- Volvo OceanX™ saltwater protection system
- Remote battery charging panel
- Engine freshwater flush system w/remote connection
- Captain's Call™ exhaust w/diverter (Merc & Volvo V8-380 and V8-430 CE only)
- Raw water strainers (Ilmor only)



Shown as 270 BR

LOA	27' 0"	8.23 m
LOA w/Extended Swim Platform	28' 5"	8.66 m
Maximum Beam	8' 6"	2.59 m
Approximate Weight	6,200 lbs	2,812 kg
SS - Cabin Headroom	4' 2"	1.22 m
Fuel Capacity	101 gal	382 L
Water Capacity (opt.)	14 gal	53 L
Holding Tank Capacity (opt.)	13 gal	49 L
Bridge Clearance	5' 0"	1.52 m
Bridge Clearance w/sport arch	7' 9"	2.36 m
Bridge Clearance w/Samson Sports Razor wakeboard tower	8' 7"	2.62 m
Bridge Clearance w/Sport Top	7' 5"	2.26 m
Draft	40"	1.02 m
Deadrise	22°	22°

Available Engines	H.P.	Liter	Top Speed	• Prop Code
Merc 6.2L 300 ECT Bravo III DTS	300	6.2	42-45 MPH	B III 22.5 ∞
Merc 6.2L 350 ECT Bravo III DTS	350	6.2	44-47 MPH	B III 22.5 ∞
Merc 8.2 MAG ECT 380 Bravo III X DTS	380	8.2	47-50 MPH	B III 26 ∞
Merc 8.2 MAG HO ECT 430 Bravo III X DTS	430	8.2	50-53 MPH	B III 26 ∞
Volvo V8-300CE 5.3L Duoprop EVC	300	5.3	43-46 MPH	DP FH4 ∞
Volvo V8-350CE 5.3L Duoprop EVC	350	5.3	TBD	TBD
Volvo V8-380CE 6.2L Duoprop EVC	380	6.2	45-48 MPH	DP FH4 ∞
Volvo V8-430CE 6.2L Duoprop EVC	430	6.2	TBD	TBD
Ilmor MV8 6.0L OPS 380 One Drive	380	6.0	47-50 MPH	B III 22.5 -24 ∞
Ilmor MV8 6.2L OPS 430 One Drive	430	6.2	48-51 MPH	B III 22.5 -24 ∞
Ilmor MV8 7.4L OPS 480 One Drive	480	7.4	TBD	TBD

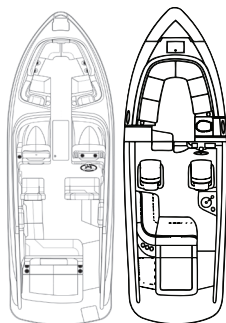
• See prop index, page 58

∞ Designates counter-rotating props (twin-prop drives)

Range

Merc 6.2L 350 ECT Bravo III

RPM	MPH	GAL/HR	RANGE
1000	5	2	245
1500	7	3	218
2000	8	5	153
2500	15	7	193
3000	21	9	208
3500	28	11	230
4000	33	13	223
4500	39	18	194
5000	43	23	167
5200	46	24	171



270 BOWRIDER/SUN SPORT STANDARD EQUIPMENT

270 BOWRIDER/SUN SPORT EXTERIOR

- NMMA Yacht/CE Certification
- Transferable 5-Year Formula Guard® Limited Protection Plan w/ 10-year Structural Warranty (USA only)
- Ashland Maxguard™ LE gelcoat
- Standard graphic in A, B or C w/Axalta™ Chroma Premier® basecoat & Imron® Elite clearcoat
- Pressure-treated Perma Panel™ structural matrix w/foam-filled hull cavities
- Chemically bonded & thru-bolted deck-to-hull joint
- Heavy-duty PVC gunwale w/stainless insert
- Concealed fiberglass anchor locker
- Stainless hardware & 316L welded rails
- Stainless custom Formula logo-cast cleats (6), fuel fill w/integral vent, pol eng vent grilles, port lights w/screens (2) & polished Bomar® venting hatches w/screens (2-SS)
- Tinted, tempered curved-glass windshield w/polished stainless top frame & center walk-thru
- Electric horn
- 316L stainless transom grab rails w/tow eye & swim platform boarding rail
- Clarion® waterproof transom-mounted stereo control
- Integrated swim platform w/concealed stainless swim ladder

270 BOWRIDER/SUN SPORT COCKPIT

- Continuous molded cockpit liner
- Molded fiberglass dash in Charcoal or Mocha w/Liquid Black panels, Ritchie® compass, digital depth sounder, illuminated waterproof accessory rocker switches w/E-T-A® circuit breakers, digital illuminated instrumentation w/chrome bezels, auxiliary 12V outlet, dual USB charging port, smartphone dash pocket w/iPod™/MP3 port & tilt wheel in leather wrapped stainless
- Side-mount shift/throttle control w/trim switch
- Safety ignition tether
- Mercury DTS control system w/SmartTow & SmartCraft™, Volvo EVC system or Ilmor electronic shift & throttle - standard w/corresponding engines
- Mercury Marine® Active Trim system - standard w/Merc engines
- Bennett tab switches w/indicators
- Clarion AM/FM stereo w/dash-mounted control & six (BR) or four (SS) 6½" speakers
- 400W (BR) or 200W (SS) amplification
- iPod™/MP3 port & auxiliary 12V outlet (SS)
- Portside glovebox w/Clarion AM/FM stereo w/iPod/USB port, Bluetooth & auxiliary 12V outlet (BR)
- 2 dual USB charging ports (SS)
- 5 dual USB charging ports - 2 in aft cockpit, 2 in bow & 1 at sunpad (BR)
- 14 (BR) or 9 (SS) polished stainless drink holders
- Cockpit/swim platform blue/white LED courtesy lights
- Weather-resistant cockpit seating featuring PreFixx® coating,

270 BOWRIDER/SUN SPORT AVAILABLE EQUIPMENT

270 BOWRIDER/SUN SPORT EXTERIOR

- Flagship graphic in A, B or C full hullside color w/Axalta™ Chroma Premier® basecoat & Imron® Elite clearcoat
- Flagship Fusion in A, B or C full hullside multi-color fade effect w/Axalta™ Chroma Premier® basecoat & Imron® Elite clearcoat
- Windshield wiper
- Polished stainless LED bow docking lights
- Four Formula logo fender clips
- Electric windlass w/75' chain & polished stainless anchor (BR)
- Removable ski/wakeboard swivel-head rope pylon
- Custom polished 316L stainless sport arch w/mast light & wakeboard swivel-head rope mount
- Custom stainless sport top w/Sunbrella sun shade, mast light & wakeboard swivel-head rope mount
- Samson Sports Razor wakeboard tower—ano-dized finish w/two rotating board racks & LED anchor light/swivel-head rope mount
- Above w/two LED tower lights, two amplified Samson quick-release speakers & Cipa Xtreme three-lens mirror
- Extended water sport swim platform w/two drink holders and under mount stainless swim ladder
- Extended water sport swim platform w/two drink holders and under mount swim seat & boarding step
- Woodgrain vinyl decking on swim platform
- Woodgrain vinyl decking on extended water sport swim platform
- Transom shower & demand water system w/13-gallon capacity
- Transom-mounted outdrive switches
- Stainless bow ladder & grabrail
- Stainless flagstaff w/American & Formula flags

270 BOWRIDER/SUN SPORT COCKPIT

- VHF radio w/antenna
- Raymarine® Axiom TdV GPS widescreen color chartplotter w/depth sounder & remote keypad
- Subscription-ready SiriusXM™ Satellite Radio
- Bennett® AutoTrim Pro tab system w/switches & indicators
- JL Audio® blue LED lighted chrome-finished speakers w/200W lighted cockpit subwoofer w/transom speakers
- Remote control for cockpit/swim platform courtesy lights
- Cockpit blue LED lighting system
- Bow seating filler cushions w/center backrest
- 12V inflator for towable floats w/storage pouch
- Cockpit heater
- Cockpit wetbar w/cooler, color-coordinated sink & Corian countertop, head compartment vanity w/sink, demand water system w/13-gallon capacity & transom shower
- Cockpit wetbar w/refrigerator, color-coordinated sink & Corian countertop, head compartment vanity w/sink, demand water

- Tenara® element-resistant thread, DriFast® foam & StarLite® XL synthetic marine panel construction
- Double-wide convertible helm seat w/articulating seat bottom
- Modular bow seating w/armrests & removable seat bottoms
- In-floor ski & wakeboard storage
- Starboard gear storage locker (BR)
- Coaming side storage w/fire extinguisher
- Portside convertible lounge seat
- L-shaped aft lounge seating w/molded-in cooler & trash container below
- Color-coordinated removable cockpit table w/Corian® top
- Starboard side lounge seat
- Aft-facing sun lounge w/dual-position backrest, dual USB ports & trunk storage w/fenders (2 included) & accessory outlet below
- Battery on/off switch w/parallel
- Woven cockpit mat

270 BOWRIDER HEAD COMPARTMENT

- Continuous molded liner
- Concealed, one-piece locking door
- Side panel storage counter
- Portable head unit
- Washed Oak, Baltic Birch, Wenge, Walnut, Charcoal or Gray Wash woodgrain-finish flooring
- Carbon monoxide detector

270 SUN SPORT CABIN

- Sliding/locking cabin door
- Solid wood cabin entry step
- Washed Oak, Baltic Birch, Wenge, Walnut, Charcoal or Gray Wash woodgrain-finish flooring throughout
- Ultraleather™ U-shaped forward dinette lounge/double berth w/drink holders & open-grain Walnut or Driftwood, high-gloss Ash or Wenge wood table & filler cushion
- Custom décor pillows & draperies
- Stitched vinyl divider w/hanging storage area
- Clarion AM/FM stereo, iPod/USB port, Bluetooth, dual USB charging port & two 6½" speakers
- Concealed head w/open-grain Walnut or Driftwood, high-gloss Ash or Wenge woodgrain cover & Corian accent
- Carbon monoxide detector

270 BOWRIDER/SUN SPORT ENGINE ROOM

- Single engine installation w/thru-bolted engine mounts
- Motorized hatch lift
- Courtesy lighting, fume detector & automatic fire extinguisher
- Start & aux batteries w/retainers
- 20-amp battery charger
- Galvanic corrosion protection systems
- Bilge blower & automatic bilge pump
- Bennett® hydraulic trim tabs
- Stainless props

system w/13-gallon capacity & transom shower

- Gray water holding system (available w/wetbar or vanity)
- Light-duty bow tonneau (BR) & cockpit covers in color-coordinated non-fading Sunbrella fabric - top of windshield
- All-weather bow tonneau (BR) & cockpit covers in color-coordinated non-fading Sunbrella® fabric w/Seamark™ vinyl undercoating - over windshield
- Bimini top in color-coordinated non-fading Sunbrella® fabric w/Seamark™ vinyl undercoating
- Bimini top for Samson Sports Razor wakeboard tower in color-coordinated non-fading Sunbrella® fabric
- Front & side curtains w/easy-mount zippers & aft cockpit enclosure in color-coordinated non-fading Sunbrella fabric (not available w/Samson wakeboard tower or Sport Top)
- Transom gate

270 BOWRIDER HEAD COMPARTMENT

- Head compartment vanity, transom shower & demand water system w/13-gallon capacity
- Manual porcelain head unit w/13-gallon holding tank & dockside pumpout
- Manual porcelain head unit w/13-gallon holding tank & macerator w/Y-valve for discharge or dockside pumpout
- VacuFlush® unit w/13-gallon holding tank & dockside pumpout (requires wetbar or transom shower option)
- VacuFlush® unit w/13-gallon holding tank & macerator w/Y-valve for discharge or dockside pumpout (requires wetbar or transom shower option)

270 SUN SPORT CABIN

- Sliding cabin door screen
- Manual porcelain head unit w/13-gallon holding tank & dockside pumpout
- Manual porcelain head unit w/13-gallon holding tank & macerator w/Y-valve for discharge or dockside pumpout
- VacuFlush® unit w/13-gallon holding tank & dockside pumpout (requires wetbar or transom shower option)
- VacuFlush® unit w/13-gallon holding tank & macerator w/Y-valve for discharge or dockside pumpout (requires wetbar or transom shower option)

270 BOWRIDER/SUN SPORT ENGINE ROOM

- Mercury® SeaCore™ saltwater protection system
- Volvo OceanX™ saltwater protection system
- Remote battery charging panel
- Engine freshwater flush system w/remote connection
- Captain's Call™ exhaust w/diverters (Merc and Volvo V8-380C and V8-430CE only)
- Raw water strainer (Ilmor only)



LOA	29'0"	8.84 m
LOA w/Extended Swim Platform	31'9"	9.68 m
Maximum Beam	9'0"	2.74 m
Approximate Weight	8,950 lbs	4,060 kg
Fuel Capacity	112 gal	424 L
Water Capacity	19 gal	75 L
Holding Tank Capacity	22.5 gal	85 L
Bridge Clearance	5'10"	1.77 m
Bridge Clearance w/arch	8'2"	2.49 m
Bridge Clearance w/Sport Top	7'11"	2.41 m
Draft	40"	1.02 m
Deadrise	22°	22°

Available Engines	H.P.	Liter	Top Speed	• Prop Code
Merc 8.2 MAG ECT 380 Bravo III X DTS	380	8.2	43-46 MPH	B III 24 ∞
Merc 8.2 MAG HO ECT 430 Bravo III X DTS	430	8.2	45-48 MPH	B III 26 ∞
Volvo V8-380CE 6.2L Duoprop EVC	380	6.2	TBD	TBD
Volvo V8-430CE 6.2L Duoprop EVC	430	6.2	TBD	TBD
Ilmor MV8 6.0L OPS 380 One Drive	380	6.0	TBD	TBD
Ilmor MV8 6.2L OPS 430 One Drive	430	6.2	TBD	TBD
Ilmor MV8 7.4L OPS 480 One Drive	480	7.4	TBD	TBD
Merc T-6.2L 300 ECT Bravo III DTS	T-300	T-6.2	49-52 MPH	B III 24 ∞
Merc T-6.2L 350 ECT Bravo III DTS	T-350	T-6.2	55-58 MPH	B III 28 ∞
Volvo T-V8-300CE 5.3L Duoprop EVC	T-300	T-5.3	50-53 MPH	DP FH5 ∞
Volvo T-V8-350CE 5.3L Duoprop EVC	T-350	T-5.3	53-56 MPH	DP FH7 ∞

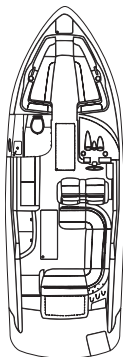
• See prop index, page 58

∞ Designates counter-rotating props (twin-prop drives)

Range

Merc 6.2L 350 ECT Bravo III

RPM	MPH	GAL/HR	RANGE
1000	6	3	171
1500	9	6	147
2000	11	12	89
2500	22	14	145
3000	29	18	149
3500	36	21	157
4000	43	27	145
4500	48	34	128
5000	54	44	113
5200	56	47	110



290 BOWRIDER/BR FX STANDARD EQUIPMENT

290 BOWRIDER/BR FX EXTERIOR

- NMMA Yacht/CE Certification
- Transferable 5-Year Formula Guard® Limited Protection Plan w/10-year Structural Warranty (USA only)
- Ashland Maxguard™ LE gelcoat
- Standard graphic in A, B or C w/Axalta™ Chroma Premier® basecoat & Imron® Elite clearcoat
- Pressure-treated Perma Panel™ structural hull matrix w/foam-filled hull cavities
- Chemically bonded & thru-bolted deck-to-hull joint
- Heavy-duty PVC gunwale w/stainless insert
- Concealed fiberglass anchor locker w/stainless beach ladder
- 316L bow rails
- Stainless hardware & 316L welded rails
- Stainless Formula logo-cast cleats (6), fuel fill, polished engine grilles & port lights w/screens (2)
- Continuous tinted, tempered curved-glass windshield w/stainless top frame, center walk-thru & windshield wiper
- Concealed air horn
- 316L stainless transom grab rail & tow eye
- Clarion® waterproof transom-mounted stereo control & two 6 1/2" speakers
- Integrated swim platform w/concealed stainless swim ladder
- Transom shower
- Chrome-finished city water inlet

290 BOWRIDER/BR FX COCKPIT

- Continuous molded deck & cockpit liner
- Molded fiberglass dash in Charcoal or Mocha w/Liquid Black panels, Ritchie® compass, digital depth sounder, digital illuminated instrumentation w/chrome bezels, illuminated waterproof accessory rocker switches w/E-T-A® circuit breakers, auxiliary 12V outlet, dual USB charging port, tilt wheel in leather wrapped stainless & lockable under-dash storage compartment
- Electronic shift & throttle control
- Safety ignition tether & Bennett tab switches w/indicators
- Mercury DTS control system w/SmartCraft VesselView™ engine monitor, Volvo EVC system w/7" engine display or Ilmor electronic shift & throttle w/MERLIN Digital Dashboard standard w/corresponding engines
- Mercury Marine® Active Trim system - standard w/Merc engines
- Clarion AM/FM stereo w/dash-mounted control, iPod/MP3 port & six 6 1/2" speakers w/400W amplification
- Subscription-ready SiriusXM™ Satellite Radio

290 BOWRIDER/BR FX AVAILABLE EQUIPMENT

290 BOWRIDER/BR FX EXTERIOR

- Flagship graphic in A, B or C full hullside color w/Axalta™ Chroma Premier® basecoat & Imron® Elite clearcoat
- Flagship Fusion full hullside multi-color fade effect w/Axalta™ Chroma Premier® basecoat & Imron® Elite clearcoat
- Electric windlass w/75' chain, polished stainless anchor & remote
- Polished stainless LED bow docking lights
- Four Formula logo fender clips
- Three blue LED underwater lights (2 for single engine packages)
- Removable ski/wakeboard swivel-head rope pylon
- Radar arch w/mast light & white dual air horn
- Custom stainless sport arch w/mast light & wakeboard swivel-head rope mount
- Custom stainless sport top w/Sunbrella sun shade, mast light & raised wakeboard swivel-head rope mount
- Extended water sport swim platform w/four drink holders & under mount stainless swim ladder
- Extended water sport swim platform w/four drink holders, under mount swim seat & boarding step
- Woodgrain vinyl decking on swim platform
- Woodgrain vinyl decking on extended water sport swim platform
- 120V shorepower w/fail-safe galvanic isolator, 50-amp battery charger, 30-amp cord, transom hookup & 120V GFCI outlet
- Transom-mounted stainless propane grill w/infrared technology, stainless shelf & carrying case
- Stainless flagstaff w/American & Formula flags

290 BOWRIDER/BR FX COCKPIT

- VHF radio w/antenna
- MerCruiser® Joystick Piloting for Sterndrives (JPS) docking system
- Volvo sterndrive joystick control
- Raymarine® Axiom 7 DV GPS widescreen color chartplotter w/depth sounder & remote keypad
- Bennett® AutoTrim Pro tab system w/switches & indicators

- Portside glovebox w/Clarion AM/FM stereo w/iPod/USB port, Bluetooth & auxiliary 12V outlet
- 5 dual USB charging ports – 2 in aft cockpit & 2 in bow & 1 at sunpad
- 19 polished stainless drink holders
- Cockpit/swim platform blue/white LED courtesy lights w/remote control
- Weather-resistant cockpit seating featuring PreFixx® coating, Tenara® element-resistant thread, DriFast® foam & StarLite® XL synthetic marine panel construction
- Double-wide convertible helm seat w/articulating seat bottom
- Modular bow seating/sunpad system w/armrests & removable seat bottoms
- Starboard gear storage locker
- Forward in-floor wakeboard/ski storage
- Demand water system w/20-gallon capacity
- Portside convertible lounge seat
- L-shaped aft lounge seating w/integrated storage, trash container & molded-in cooler
- Color-coordinated dual-height cockpit table w/Corian® top, filler cushion & four polished drink holders
- Aft-facing sun lounge w/multi-position backrest & trunk storage w/fenders (2 included) & accessory outlet below
- Fire extinguisher
- Disconnect switches for aux & start batteries
- Battery parallel emergency switch
- Woven cockpit mat
- Stainless transom gate

290 BOWRIDER/BR FX HEAD

- Concealed, one-piece locking door
- Molded head compartment w/porcelain head unit, 23-gallon holding tank & dockside pumpout, molded vanity, sink w/faucet, Corian counter top & Washed Oak, Baltic Birch or Gray Wash woodgrain-finish flooring
- Carbon monoxide detector

290 BOWRIDER/BR FX ENGINE ROOM

- Single or twin engine installation w/thru-bolted engine mounts
- Motorized hatch lift
- Courtesy lighting, fume detector & automatic fire extinguisher
- Twin start & aux batteries w/retainers
- 20-amp battery charger
- Galvanic corrosion protection systems
- Bilge blowers, automatic bilge pump & high water alarm
- Bennett® hydraulic trim tabs
- Stainless props

- JL Audio® blue LED lighted chrome-finished speakers w/200W lighted cockpit subwoofer

- Cockpit blue LED lighting system
- Bow seating filler cushions & center backrest
- Color-coordinated molded wetbar w/integrated sink, Corian countertop, 17 1/2-quart Igloo cooler, trash container & integral 316L safety rail
- Color-coordinated molded wetbar w/integrated sink, Corian countertop, 120V/12V pullout refrigerator w/stainless front, trash container & integral 316L safety rail
- Cockpit heater
- 12V inflator for towable floats w/storage pouch
- Light-duty bow tonneau & cockpit cover in color-coordinated non-fading Sunbrella® fabric – top of windshield
- All-weather bow tonneau & cockpit covers in color-coordinated non-fading Sunbrella fabric w/Seamark™ vinyl undercoating - over windshield
- Bimini top in color-coordinated non-fading Sunbrella® fabric w/SeaMark™ vinyl undercoating
- Front & side curtains w/easy-mount zippers & aft cockpit enclosure in color-coordinated non-fading Sunbrella fabric (not available w/Sport Top)

290 BOWRIDER/BR FX BR HEAD

- Manual porcelain head unit w/23-gallon holding tank & macerator w/Y-valve for discharge or dockside pumpout
- VacuFlush® unit w/23-gallon holding tank & dockside pumpout
- VacuFlush® unit w/23-gallon holding tank & macerator w/Y-valve for discharge or dockside pumpout
- Gray water holding system

290 BOWRIDER/BR FX ENGINE ROOM

- Mercury® SeaCore™ saltwater protection system
- Volvo OceanX™ saltwater protection system
- Remote battery charging panel
- Engine freshwater flush system w/remote connections
- Captain's Call™ exhaust w/diverter (Merc and Volvo V8-380C and V8-430CE only)
- FX side exhaust (FX only)
- Raw water strainer(s) (Ilmor only)



LOA	31'0"	9.45 m
LOA w/Extended Swim Platform	32'8"	9.96 m
LOA OB/Trailered	34'10"/36'11"	10.62/11.25 m
Maximum Beam	9'6"	2.90 m
Approximate Weight	10,250 lbs	4,649 kg
Fuel Capacity	119 gal	451 L
Water Capacity (opt.)	29 gal	110 L
Holding Tank Capacity (opt.)	36 gal	136 L
Bridge Clearance	6'0"	1.83 m
Bridge Clearance w/arch	8'8"	2.64 m
Bridge Clearance w/Sport Top	8'5"	2.56 m
Draft	37"	.94 m
Deadrise	22°	22°

Available Engines

	H.P.	Liter	Top Speed	• Prop Code
Merc T-6.2L 300 ECT Bravo III DTS	T-300	T-6.2	47-50 MPH	T-B III 24 ∞
Merc T-6.2L 350 ECT Bravo III DTS	T-350	T-6.2	52-55 MPH	T-B III 26 ∞
Merc T-8.2 MAG ECT 380 Bravo III X DTS	T-380	T-8.2	55-58 MPH	T-B III 30 ∞
Merc T-8.2 MAG HO ECT 430 Bravo III X DTS	T-430	T-8.2	TBD	TBD
Volvo T-V8-300CE 5.3L Duoprop EVC	T-300	T-5.3	46-49 MPH	T-DP FH5 ∞
Volvo T-V8-350CE 5.3L Duoprop EVC	T-350	T-5.3	52-55 MPH	T-DP FH6 ∞
Volvo T-V8-380CE 6.2L Duoprop EVC	T-380	T-6.2	53-56 MPH	T-DP FH6 ∞
Volvo T-V8-430CE 6.2L Duoprop EVC	T-430	T-6.2	55-58 MPH	T-DP FH6 ∞
Illmor T-MV8 6.0L OPS 380 One Drive	T-380	T-6.0	TBD	TBD
Illmor T-MV8 6.2L OPS 430 One Drive	T-430	T-6.2	56-59 MPH	T-B III 28 ∞
Mercury® Dual Verado® 350 w/JPO	T-350	T-2.6	TBD	TBD
Mercury Racing® Dual Verado® 400R w/JPO	T-400	T-2.6	TBD	TBD

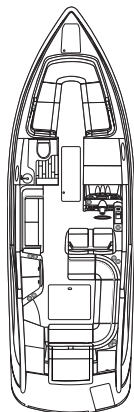
• See prop index, page 58

∞ Designates counter-rotating props (twin-prop drives)

Range

Merc Twin 6.2L 350 ECT Bravo III

RPM	MPH	GAL/HR	RANGE
1000	6	3	214
1500	7	5	157
2000	10	11	92
2500	18	13	153
3000	27	15	215
3500	33	18	225
4000	40	25	203
4500	46	34	173
5000	50	44	142
5400	55	53	129



310 BOWRIDER/BR FX STANDARD EQUIPMENT

310 BOWRIDER/BR FX EXTERIOR

- NMMA Yacht/CE Certification
- Transferable 5-Year Formula Guard® Limited Protection Plan w/10-year Structural Warranty (USA only)
- Ashland Maxguard™ LE gelcoat
- Standard graphic in A, B or C w/Axalta™ Chroma Premier® basecoat & Imron® Elite clearcoat
- Pressure-treated Perma Panel™ structural hull matrix w/foam-filled hull cavities
- Chemically bonded & thru-bolted deck-to-hull joint
- Heavy-duty PVC gunwale w/stainless insert
- Concealed fiberglass anchor locker
- 316L bow rails
- Stainless hardware & 316L welded rails
- Stainless Formula logo-cast cleats (8), fuel fill, polished engine vent trim & polished port lights w/screens (2)
- Continuous tinted, tempered curved-glass windshield w/stainless top frame, center walk-thru & windshield wiper
- Concealed air horn
- 316L stainless transom grab rail & ski tow eye
- Clarion® waterproof transom-mounted stereo control & two 6 1/2" speakers
- Integrated swim platform w/concealed stainless swim ladder & pull-up cleats
- Transom shower
- Chrome-finished city water inlet
- Woodgrain vinyl decking on swim platform (OB models)

310 BOWRIDER/BR FX COCKPIT

- Continuous molded deck & cockpit liner
- Molded fiberglass dash in Charcoal or Mocha w/Liquid Black panels, Ritchie® compass, digital illuminated instrumentation w/chrome bezels, Raymarine® Axiom 7 DV GPS color chartplotter w/depth sounder & remote keypad, illuminated waterproof accessory rocker switches w/E-T-A® circuit breakers, auxiliary 12V outlet, dual USB charging port, tilt wheel in leather wrapped stainless & lockable under-dash storage compartment
- Electronic shift & throttle control
- Safety ignition tether & Bennett tab switches w/indicators
- Mercury DTS control system w/SmartCraft VesselView™ engine monitor, Volvo EVC system w/7" engine display or Ilmor electronic shift & throttle w/MERLIN Digital Dashboard standard w/corresponding engines
- Mercury Marine® Active Trim system - standard w/Merc
- Mercury® Joystick Piloting for Outboards (JPO) docking system
- Clarion AM/FM stereo w/iPod/USB docking station, waterproof dash-mounted stereo control, two smartphone dash pockets, iPod/MP3 port, Bluetooth & six 6 1/2" speakers w/400W stereo amplification & grilles

- Subscription-ready SiriusXM™ Satellite Radio
- 5 dual USB charging ports – 2 in aft cockpit, 2 in bow & 1 at sunpad
- 18 polished stainless drink holders
- Cockpit/swim platform blue/white LED courtesy lights w/remote control
- Weather-resistant cockpit seating featuring PreFixx® coating, Tenara® element-resistant thread, DriFast® foam & StarLite® XL synthetic marine panel construction
- Modular bow seating/sunpad system w/armrests & removable seat bottoms
- Under cushion bow storage w/molded-in insulated cooler
- Dual position helm & companion seats w/convertible backrests
- Port lounge w/integrated dive tank storage & trash container
- Starboard gear storage locker
- Dedicated starboard storage locker for bow filler cushions
- Forward in-floor wakeboard/ski storage w/automatic pump
- U-shaped aft lounge seating w/storage
- Two color-coordinated dual-height cockpit tables w/Corian® top, filler cushion & polished drink holders (2 each)
- Aft-facing sun lounge w/multi-position backrests & trunk storage w/fenders (2 included) & accessory outlet below
- Color-coordinated molded wetbar w/integrated sink & dry storage, Corian countertop, 17 1/2-quart Igloo cooler, integral 316L safety rail & fire extinguisher
- Demand water system w/29-gallon capacity
- Disconnect switches for aux & start batteries
- Battery parallel emergency switch
- Woven cockpit mat
- Stainless transom gate

310 BOWRIDER/BR FX HEAD

- Curved, one-piece locking door
- Molded head compartment w/Vacufish head unit, 36-gallon holding tank & dockside pumpout, molded vanity, stainless sink, Corian countertop & Washed Oak, Baltic Birch or Gray Wash woodgrain-finish flooring
- Sliding opaque window to cockpit
- Carbon monoxide detector

310 BOWRIDER/BR FX ENGINE ROOM

- Twin sterndrive engine installation w/thru-bolted engine mounts or twin outboard engine installation
- Motorized hatch lift
- Courtesy lighting, fume detector & automatic fire extinguisher
- Twin start & aux batteries w/retainers
- 20-amp battery charger
- Galvanic corrosion protection systems
- Bilge blowers, automatic bilge pump & high water alarm
- Bennett® hydraulic trim tabs
- Stainless props

310 BOWRIDER/BR FX AVAILABLE EQUIPMENT

310 BOWRIDER/BR FX EXTERIOR

- Flagship graphic in A, B or C full hullside color w/Axalta™ Chroma Premier® basecoat & Imron® Elite clearcoat
- Flagship Fusion full hullside multi-color fade effect w/Axalta™ Chroma Premier® basecoat & Imron® Elite clearcoat
- Electric windlass w/75' chain, polished stainless anchor & remote
- Chrome remote control searchlight
- Polished stainless LED bow docking lights
- Six Formula logo fender clips
- Three blue LED underwater lights
- Radar arch w/mast light & white dual air horn
- Custom stainless sport arch w/mast light & wakeboard swivel-head rope mount
- Custom stainless sport top w/Sunbrella sun shade, mast light & raised wakeboard swivel-head rope mount
- Bow sun shade w/stainless supports
- Extended Water Sport swim platform w/four drink holders & under mount stainless swim ladder (not available w/OB)
- Extended Water Sport swim platform w/four drink holders, under mount swim seat & boarding step (not available w/OB)
- Woodgrain vinyl decking on swim platform (standard w/OB)
- Woodgrain vinyl decking on swim platform & full cockpit
- Woodgrain vinyl decking on extended swim platform & water sport swim platform
- Woodgrain vinyl decking on swim platform, extended water sport swim platform & full cockpit
- 120V shorepower w/fail-safe galvanic isolator, 50-amp battery charger, 30-amp cord, transom hookup & 120V GFCI outlet
- Transom-mounted stainless propane grill w/infrared technology, stainless shelf & carrying case (requires extended water sport swim platform, not available w/OB)
- Stainless flagstaff w/American & Formula flags

310 BOWRIDER/BR FX COCKPIT

- VHF radio w/antenna – replaces one smartphone dash pocket
- MerCruiser® Joystick Piloting for Sterndrives (JPS) docking system (sterndrive)
- Livorsi® DTS shifter (Merc only)
- Volvo sterndrive joystick control
- Ilmor One Touch™ joystick vessel control

- Raymarine® Axiom Pro 9 S GPS
- widescreen color chartplotter w/depth sounder
- SiriusXM Satellite Radio Marine Weather Receiver (requires SiriusXM service)
- Bennett® AutoTrim Pro tab system w/switches & indicators
- JL Audio® blue LED lighted chrome-finished speakers w/200W lighted cockpit subwoofer
- Cockpit blue LED lighting system
- Cockpit heater (not available with OB or Ilmor)
- 120V/12V pullout refrigerator w/stainless front
- 12V inflator for towable floats w/storage pouch
- Light-duty bow tonneau & cockpit covers in color-coordinated non-fading Sunbrella® fabric – top of windshield
- All-weather bow tonneau & cockpit covers in color-coordinated non-fading Sunbrella® fabric w/Seamark™ vinyl undercoating – over windshield
- Bimini top in color-coordinated non-fading Sunbrella® fabric w/Seamark™ vinyl undercoating
- Front & side curtains w/easy-mount zippers & aft cockpit enclosure in color-coordinated non-fading Sunbrella fabric (not available with Sport Top)

310 BOWRIDER/BR FX HEAD

- Macerator w/Y-valve for discharge or dockside pumpout
- 120V water heater w/heat exchanger & hand-held shower in head compartment (requires shore power)
- Gray water holding system

310 BOWRIDER/BR FX ENGINE ROOM

- Mercury white outboard engines
- Color coordinated cowl accents
- Multi-color complete cowl graphic
- Mercury® SeaCore™ saltwater protection system
- Volvo OceanX™ saltwater protection system
- Remote battery charging panel
- Engine freshwater flush system w/remote connections
- Automatic outboard flushing system
- Captain's Call™ exhaust w/diverters (Merc and Volvo V8-380C and V8-430C only)
- FX side exhaust (FX only)
- Raw water strainers (Ilmor only)



LOA	31' 0"	9.45 m
LOA w/Extended Swim Platform	32' 8"	9.96 m
LOA OB/Trailer	34' 10" / 36' 11"	10.62 / 11.25 m
Maximum Beam	9' 6"	2.90 m
Approximate Weight	10,250 lbs	4,649 kg
Cabin Headroom	5' 4"	1.63 m
Fuel Capacity	119 gal	451 L
Water Capacity	29 gal	110 L
Holding Tank Capacity	36 gal	136 L
Bridge Clearance	6' 0"	1.83 m
Bridge Clearance w/arch	8' 8"	2.64 m
Bridge Clearance w/Sport Top	8' 5"	2.56 m
Draft	37"	.94 m
Deadrise	22°	22°

- 5 KW/120V low-CO emissions gas generator w/battery (opt.)
- 8,000 BTU reverse cycle air conditioner w/digital climate control (opt.)

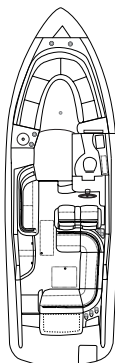
Available Engines	H.P.	Liter	Top Speed	Prop Code
Merc T-6.2L 300 ECT Bravo III DTS	T-300	T-6.2	47-50 MPH	T-B III 24 ∞
Merc T-6.2L 350 ECT Bravo III DTS	T-350	T-6.2	52-55 MPH	T-B III 26 ∞
Merc T-8.2 MAG ECT 380 Bravo III X DTS	T-380	T-8.2	55-58 MPH	T-B III 30 ∞
Merc T-8.2 MAG HO ECT 430 Bravo III X DTS	T-430	T-8.2	TBD	TBD
Volvo T-V8-300CE 5.3L Duoprop EVC	T-300	T-5.3	46-49 MPH	T-DP FH5 ∞
Volvo T-V8-350CE 5.3L Duoprop EVC	T-350	T-5.3	52-55 MPH	T-DP FH6 ∞
Volvo T-V8-380CE 6.2L Duoprop EVC	T-380	T-6.2	53-56 MPH	T-DP FH6 ∞
Volvo T-V8-430CE 6.2L Duoprop EVC	T-430	T-6.2	55-58 MPH	T-DP FH6 ∞
Ilmor T-MV8 6.0L OPS 380 One Drive	T-380	T-6.0	TBD	TBD
Ilmor T-MV8 6.2L OPS 430 One Drive	T-430	T-6.2	56-59 MPH	T-B III 28 ∞
Mercury® Dual Verado® 350 w/JPO	T-350	T-2.6	TBD	TBD
Mercury Racing® Dual Verado® 400R w/JPO	T-400	T-2.6	TBD	TBD

- See prop index, page 58
- ∞ Designates counter-rotating props (twin-prop drives)

Range

Merc Twin 8.2 MAG ECT 380 Bravo III X

RPM	MPH	GAL/HR	RANGE
1500	8	7	112
2000	15	13	124
2500	27	17	165
3000	33	20	177
3500	41	30	146
4000	47	42	119
4500	53	51	111
4850	58	60	105



310 SUN SPORT/FX STANDARD EQUIPMENT

310 SUN SPORT/FX EXTERIOR

- NMMA Yacht/CE Certification
- Transferable 5-Year Formula Guard® Limited Protection Plan w/10-year Structural Warranty (USA only)
- Maximum Maxguard™ LE gelcoat
- Standard graphic in A, B or C w/Axalta™ Chroma Premier® basecoat & Imron® Elite clearcoat
- Pressure-treated Perma Panel™ structural hull matrix w/foam-filled hull cavities
- Chemically bonded & thru-bolted deck-to-hull joint
- Heavy-duty PVC gunwale w/stainless insert
- Concealed fiberglass anchor locker
- 316L offshore bow rail
- Stainless hardware & 316L welded rails
- Stainless custom Formula logo-cast cleats (8), fuel fill, polished engine vent trim, polished Bomar® deck venting hatches w/screens (2) & port lights w/screens (4)
- Continuous tinted, tempered curved-glass windshield w/stainless top frame, center walk-thru & windshield wiper
- Concealed air horn
- 316L stainless transom grab rail & tow eye
- Clarion® waterproof transom-mounted stereo control & two 6 1/2" speakers
- Integrated swim platform w/concealed stainless swim ladder & pull-up cleats
- Transom shower
- Chrome-finished city water inlet
- Woodgrain vinyl decking on swim platform (outboard models)

310 SUN SPORT/FX COCKPIT

- Continuous molded deck & cockpit liner
- Molded deck access steps w/316L stainless handrail
- Molded fiberglass dash in Charcoal or Mocha w/Liquid Black panels, Ritchie® compass, digital illuminated instrumentation w/chrome bezels, Raymarine® Axiom 7 DV GPS color chartplotter w/depth sounder & remote keypad, illuminated waterproof accessory rocker switches w/E-T-A® circuit breakers, auxiliary 12V outlet, dual USB charging port, tilt wheel in leather wrapped stainless & lockable under-dash storage compartment
- Safety ignition tether & Bennett tab switches w/indicators
- Mercury DTS control system w/SmartCraft VesselView™ engine monitor, Volvo EVC system w/7" engine display or Ilmor electronic shift & throttle w/MERLIN Digital Dashboard - standard w/corresponding engines
- Mercury Marine® Active Trim system - standard w/Merc
- Mercury® Joystick Piloting for Outboards (JPO) docking system
- Clarion dash-mounted stereo control, two smartphone dash pockets, iPod/iMP3 port, four 6 1/2" speakers w/400W stereo amplification
- 3 dual USB charging ports - 2 in cockpit & 1 at sunpad
- 12 polished stainless drink holders
- Cockpit/swim platform blue/white LED courtesy lights w/remote control

- Weather-resistant cockpit seating featuring PreFixx® coating, Tenara® element-resistant thread, DriFast® foam & StarLite® XL synthetic marine panel construction
- Dual position helm & companion seats w/convertible backrests
- Port lounge w/integrated dive tank storage & trash container
- Color-coordinated molded wetbar w/integrated sink & dry storage, Corian countertop, 17 1/2-quart Igloo cooler, integral 316L safety rail & fire extinguisher
- In-floor storage
- U-shaped aft lounge seating w/storage
- Two color-coordinated dual-height cockpit tables w/Corian® top, filler cushion & polished drink holders (2 each)
- Aft-facing sun lounge w/multi-position backrests & trunk storage w/fenders (2 included) & accessory outlet below
- Demand water system w/29-gallon capacity
- Disconnect switches for aux & start batteries
- Battery parallel emergency switch
- Woven cockpit mat
- Stainless transom gate

310 SUN SPORT/FX CABIN

- Sliding/locking cabin door w/screen
- Solid wood cabin entry steps
- Washed Oak, Baltic Birch or Gray Wash woodgrain-finish flooring throughout cabin
- Ultraleather™ U-shaped forward dinette lounge/double berth w/Open-Grain Walnut, Open-Grain Driftwood, high-gloss Ash or Wenge wood table & filler cushion
- Custom décor pillows & draperies
- Entertainment center in Open-Grain Walnut, Open-Grain Driftwood, high-gloss Ash or Wenge finish w/hanging locker, full Corian countertop w/polished stainless sink, 12V/120V stainless refrigerator, in-counter trash & fire extinguisher
- Clarion® AM/FM stereo w/iPod/USB port, Bluetooth & two 6 1/2" speakers
- Dual USB charging port
- Subscription-ready SiriusXM™ Satellite Radio
- Molded head compartment w/Vacuflush head unit, 36-gallon holding tank & dockside pumpout, molded vanity, stainless sink w/faucet, brushed framed mirror, Corian countertop & Washed Oak, Baltic Birch or Gray Wash woodgrain-finish flooring
- Carbon monoxide detector

310 SUN SPORT/FX ENGINE ROOM

- Twin sterndrive engine installation w/thru-bolted engine mounts or twin outboard engine installation
- Motorized hatch lift
- Courtesy lighting, fume detector & automatic fire extinguisher
- Twin start & aux batteries w/retainers
- 20-amp battery charger
- Galvanic corrosion protection systems
- Bilge blowers, automatic bilge pump & high water alarm
- Bennett® hydraulic trim tabs
- Stainless props

310 SUN SPORT/FX AVAILABLE EQUIPMENT

310 SUN SPORT/FX EXTERIOR

- Flagship graphic in A, B or C full hullside color w/Axalta™ Chroma Premier® basecoat & Imron® Elite clearcoat
- Flagship Fusion full hullside multi-color fade effect w/Axalta™ Chroma Premier® basecoat & Imron® Elite clearcoat
- Electric windlass w/75' chain, polished stainless anchor & remote
- Chrome remote control searchlight
- Polished stainless LED bow docking lights
- Three blue LED underwater lights
- Six Formula logo fender clips
- Radar arch w/mast light & white dual air horn
- Custom stainless sport arch w/mast light & wakeboard swivel-head rope mount
- Custom stainless sport top w/Sunbrella sun shade, mast light & raised wakeboard swivel-head rope mount
- Extended Water Sport swim platform w/four drink holders & under mount stainless swim ladder (not available w/OB)
- Extended Water Sport swim platform w/four drink holders, under mount swim seat & boarding step (not available w/OB)
- Woodgrain vinyl decking on swim platform (standard w/OB)
- Woodgrain vinyl decking on swim platform & full cockpit
- Woodgrain vinyl decking on extended swim platform & water sport swim platform
- Woodgrain vinyl decking on swim platform, extended water sport swim platform & full cockpit
- 120V shorepower w/fail-safe galvanic isolator, 50-amp battery charger, 30-amp cord, transom hook-up, 120V GFCI outlet & brushed stainless microwave oven
- Transom-mounted stainless propane grill w/infrared technology, stainless shelf & carrying case (requires extended swim platform, not available w/OB)
- Stainless flagstaff w/American & Formula flags

310 SUN SPORT/FX COCKPIT

- VHF radio w/antenna - replaces one smartphone dash pocket
- MerCruiser® Joystick Piloting for Sterndrives (JPS) docking system
- Livorsi DTS Shifter (Merc only)
- Volvo sterndrive joystick control - standard w/corresponding engines
- Ilmor One Touch™ joystick vessel control
- Raymarine® Axiom Pro 9 S GPS widescan color chartplotter w/depth sounder

- SiriusXM Satellite Marine Weather Receiver (requires SiriusXM service)
- Bennett® AutoTrim Pro tab system w/switches & indicators
- JL Audio® blue LED lighted chrome-finished speakers w/200W lighted cockpit subwoofer
- Cockpit blue LED lighting system
- Cockpit heater (not available w/OB or Ilmor)
- 120V/12V pullout refrigerator w/stainless front
- 12V inflator for towable floats w/storage pouch
- Light-duty cockpit cover in color-coordinated non-fading Sunbrella® fabric - top of windshield
- All-weather cockpit cover in color-coordinated non-fading Sunbrella® fabric w/Seamark™ vinyl undercoating - over windshield
- Bimini top in color-coordinated non-fading Sunbrella® fabric w/SeaMark™ vinyl undercoating
- Front & side curtains w/easy-mount zippers & aft cockpit enclosure in color-coordinated non-fading Sunbrella fabric (not available w/Sport Top)

310 SUN SPORT/FX CABIN

- 8,000 BTU reverse cycle air conditioner w/digital climate control
- Electronic security safe
- 12V 24" LED/LCD HDTV w/Blu-ray disc player
- WiFi, antenna & cable connection
- Macerator w/Y-valve for discharge or dockside pumpout
- 120V water heater w/heat exchanger & retractable shower head
- Gray water holding system

310 SUN SPORT/FX ENGINE ROOM

- Mercury white outboard engines
- Color coordinated cowl accents
- Multi-color complete cowl graphic
- Mercury® SeaCore™ saltwater protection system
- Volvo OceanX™ saltwater protection system
- Remote battery charging panel
- 5.0KW/120V low-CO emissions gas generator w/battery
- Engine freshwater flush system w/remote connections
- Automatic outboard flushing system
- Captain's Call™ exhaust w/diverters (Merc and Volvo V8-380C and V8-430CE only)
- FX side exhaust (FX only)
- Raw water strainers (Ilmor only)



LOA	33' 0"	10.05 m
LOA w/Extended Swim Platform	34' 4"	10.46 m
LOA OB/Trailered	36' 6"/38' 7"	11.13/11.76 m
Maximum Beam	10' 3"	3.12 m
Approximate Weight (SD/OB)	12,500/12,900 lbs	5,670/5,851 kg
Cabin Headroom	6' 0"	1.83 m
Fuel Capacity (SD/OB)	151/216 gal	571/818 L
Water Capacity	25 gal	94 L
Holding Tank Capacity	26 gal	98 L
Bridge Clearance	6' 6"	1.98 m
Bridge Clearance w/arch	9' 1"	2.92 m
Draft	35"	.89 m
Deadrise	21°	21°

- 5 KW/120V low-CO emissions gas generator w/battery (opt.)
- 6,000 BTU reverse cycle air conditioner w/digital climate control (opt.)

Available Engines

	H.P.	Liter	Top Speed	Prop Code
Merc T-6.2L 300 ECT Bravo III DTS	T-300	T-6.2	45-48 MPH	T-B III 24 ∞
Merc T-6.2L 350 ECT Bravo III DTS	T-350	T-6.2	49-52 MPH	T-B III 26 ∞
Merc T-8.2 MAG ECT 380 Bravo III X DTS	T-380	T-8.2	51-54 MPH	T-B III 26 ∞
Merc T-8.2 MAG HO ECT 430 Bravo III X DTS	T-430	T-8.2	54-57 MPH	T-B III 28 ∞
Volvo T-V8-300CE 5.3L Duoprop EVC	T-300	T-5.3	45-48 MPH	TBD
Volvo T-V8-350CE 5.3L Duoprop EVC	T-350	T-5.3	49-52 MPH	T-DP FH5 ∞
Volvo T-V8-380CE 6.2L Duoprop EVC	T-380	T-6.2	51-54 MPH	T-DP FH5 ∞
Volvo T-V8-430CE 6.2L Duoprop EVC	T-430	T-6.2	54-57 MPH	T-DP-FH6 ∞
Ilmor T-MV8 6.0L OPS 380 One Drive	T-380	T-6.0	TBD	TBD
Ilmor T-MV8 6.2L OPS 430 One Drive	T-430	T-6.2	TBD	TBD
Mercury® Triple Verado® 250 w/JPO	TR-250	TR-2.6	TBD	TBD
Mercury® Triple Verado® 300 w/JPO	TR-300	TR-4.6	TBD	TBD

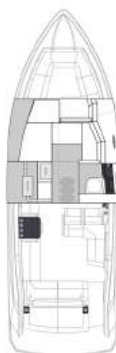
• See prop index, page 58

∞ Designates counter-rotating props (twin-prop drives)

Range

Merc Twin 8.2 MAG ECT 380 Bravo III X

RPM	MPH	GAL/HR	RANGE
1000	6	5	173
1500	8	8	137
2000	10	14	101
2500	15	20	105
3000	29	23	171
3500	36	30	162
4000	43	40	147
4500	48	51	129
5000	54	66	113



330 CROSSOVER BOWRIDER/CBR FX STANDARD EQUIPMENT

330 CBR/CBR FX EXTERIOR

- NMMA Yacht Certification
- Transferable 5-Year Formula Guard® Limited Protection Plan w/10-year Structural Warranty (USA only)
- Ashland Maxguard™ LE gelcoat
- Standard graphic in A, B or C w/Axalta™ Chroma Premier® basecoat & Imron® Elite clearcoat
- Pressure-treated Perma Panel™ structural hull matrix w/foam-filled hull cavities
- Chemically bonded & thru-bolted deck-to-hull joint
- Heavy-duty PVC gunwale w/stainless insert
- 316L bow rails
- Concealed fiberglass anchor locker
- Stainless hardware & 316L welded rails
- Stainless Formula logo-cast cleats (10), fuel fill, polished engine vent grilles & venting polished port lights w/screens (3)
- Continuous tinted, tempered curved-glass windshield w/stainless top frame, offset walk-thru & windshield wiper
- Concealed air horn
- 316L stainless transom grabrail & tow rope mount
- Clarion® waterproof transom-mounted stereo control & two 6 1/2" speakers
- Transom trunk storage & two fenders
- Integrated swim platform w/under mount stainless swim ladder, pop-up grab bar & pull-up cleats
- Transom shower
- Chrome-finished city water inlet
- Woodgrain vinyl decking on swim platform (OB models)

330 CBR/CBR FX COCKPIT

- Continuous, flush level molded deck & cockpit liner
- Molded fiberglass dash in Charcoal or Mocha w/Liquid Black panels, Ritchie® compass, Raymarine® Axiom 7 DV GPS color chartplotter w/depth sounder & remote keypad, illuminated waterproof accessory rocker switches w/E-T-A® circuit breakers, digital illuminated instrumentation w/chrome bezels, auxiliary 12V outlet, dual USB charging port & tilt wheel in leather wrapped stainless
- Electronic shift & throttle control
- Safety ignition tether & Bennett tab switches w/indicators
- Mercury DTS control system w/SmartCraft VesselView™ engine monitor, Volvo EVC system w/7" engine display or Ilmor electronic shift & throttle w/MERLIN Digital Dashboard
- Mercury Marine® Active Trim system - standard with Merc
- Mercury® Joystick Piloting for Outboards (JPO) docking system
- Clarion dash-mounted stereo control, two smartphone dash pockets, iPod/MP3 port, six 6 1/2" speakers w/600W stereo amplification
- 5 dual USB charging ports - 2 in aft cockpit, 2 in bow & 1 at sunpad
- 22 polished stainless drink holders
- Cockpit/swim platform blue/white LED courtesy lights w/remote control
- Integral 316L safety rails
- Weather-resistant cockpit seating featuring PreFixx® coating, Tenara® element-resistant thread, DriFast® foam & StarLite® XL synthetic marine panel construction
- Dual position helm & companion seats w/convertible backrests
- Modular bow seating/sunpad system

w/removeable seat bottom

- Double-wide forward facing bow seating w/armrest
- Two color-coordinated dual-height cockpit tables w/Corian tops & filler cushions
- Under-cushion bow storage w/molded-in insulated cooler
- Portside gear storage locker w/cockpit table storage
- Dedicated portside storage locker for bow filler cushions
- Expansive in-floor lazarette storage
- Dedicated acrylic wind breaker panel
- Port lounge w/integrated under-seat storage
- Starboard side L-shaped lounge seating w/convertible backrests & storage below
- Color-coordinated molded wetbar w/integrated sink & picnicware storage, Corian countertop, 30-quart cooler & integral 316L safety rail
- Demand water system w/25-gallon capacity
- L-shaped aft lounge seating w/storage, fire extinguisher, trash container & molded-in insulated cooler
- Color-coordinated dual-height cockpit table w/Corian top, filler cushion & three polished drink holders
- Aft-facing sun lounge w/multi-position backrests & trunk storage & accessory outlet below
- Disconnect switches for aux & start batteries
- Battery parallel emergency switch
- Woven cockpit mat
- Stainless transom gate

330 CBR/CBR FX CABIN

- Dash-integrated cabin door w/lockable personal electronics storage compartment
- Solid wood cabin entry steps
- Washed Oak, Baltic Birch or Gray Wash woodgrain-finish flooring throughout cabin
- L-shaped Ultraleather™ double-wide lounge seating w/pop up back rest - converts to full-size berth w/included filler cushion
- Custom décor pillows & drapery
- Portside storage in Open-Grain Walnut, Open-Grain Driftwood or high-gloss Ash or Wenge finish w/electrical panels
- Clarion® AM/FM stereo w/iPod/USB docking station, Bluetooth & two 6 1/2" speakers
- Subscription-ready SiriusXM™ Satellite Radio
- Dual USB charging port
- Large sliding window to cockpit w/cover
- LED & accent lighting throughout cabin
- Molded head compartment w/VacuFlush® head unit, 26-gallon holding tank & dockside pumpout, molded vanity, custom molded sink w/faucet, Corian countertop, exhaust fan & Washed Oak, Baltic Birch or Gray Wash woodgrain-finish flooring
- Automatic cabin bilge pump w/high water alarm
- Carbon monoxide detector

330 CBR/CBR FX ENGINE ROOM

- Twin engine installation w/thru-bolted engine mounts or triple outboard installation
- Motorized hatch lift
- Courtesy lighting, fume detector & automatic fire extinguisher
- Twin start faux batteries w/retainers
- 20-amp battery charger
- Galvanic corrosion protection systems
- Bilge blowers, automatic bilge pump & high water alarm
- Bennett® hydraulic trim tabs
- Stainless props

330 CROSSOVER BOWRIDER/CBR FX AVAILABLE EQUIPMENT

330 CBR/CBR FX EXTERIOR

- Flagship graphic in A, B or C full hullside color w/Axalta™ Chroma Premier® basecoat & Ilmor® Elite clearcoat
- Flagship Fusion full hullside multi-color fade effect w/Axalta™ Chroma Premier® basecoat & Ilmor® Elite clearcoat
- Electric windlass w/75' chain w/counter, polished stainless anchor & remote
- Chrome remote-control searchlight
- Polished stainless LED bow docking lights
- Six Formula logo fender clips
- Three blue LED underwater lights
- Radar arch w/mast light & white dual air horn
- Hardtop w/retractable sun roof, four 6 1/2" speakers & blue LED cockpit lighting system
- SureShade ATF™ electric power retractable sun shade (requires hardtop)
- Bow sun shade w/stainless supports
- Extended Water Sport swim platform w/four drink holders & under mount stainless swim ladder (not available w/OB)
- Extended Water Sport swim platform w/four drink holders, under mount swim seat & boarding step (not available w/OB)
- Woodgrain vinyl decking on swim platform (standard w/OB)
- Woodgrain vinyl decking on swim platform & full cockpit
- Woodgrain vinyl decking on extended swim platform & water sport swim platform
- Woodgrain vinyl decking on swim platform, extended water sport swim platform & full cockpit
- Transom-mounted stainless propane grill w/infrared technology, stainless shelf & carrying case
- 120V shorepower w/fail safe galvanic isolator, 50 amp battery charger, 30-amp cord, transom hookup, 120V GFCI outlet & brushed stainless microwave oven
- Stainless flagstaff w/American & Formula flags

330 CBR/CBR FX COCKPIT

- VHF radio w/antenna – replaces one smartphone dash pocket
- MerCruiser® Joystick Piloting for Sterndrives (JPS) docking system w/Active Trim
- Livorsi DTS Shifter (Merc only)
- Volvo sterndrive joystick control
- Ilmor One Touch™ joystick vessel control
- Raymarine® Axiom Pro 9 S GPS widescreen color chartplotter w/depth sounder

- Bennett® AutoTrim Pro tab system w/switches & indicators
- SiriusXM Satellite Marine Weather Receiver (requires SiriusXM service)
- JL Audio® blue LED lighted chrome-finished speakers w/200W lighted cockpit subwoofer
- Cockpit blue LED lighting system (std w/hardtop)
- Cockpit heater (not available w/OB or Ilmor)
- 120V/12V pullout cockpit refrigerator w/stainless front
- 12V inflator for towable floats w/storage pouch
- Light-duty bow tonneau & cockpit covers in color-coordinated non-fading Sunbrella® fabric – top of windshield
- All-weather bow tonneau & cockpit covers in color-coordinated non-fading Sunbrella fabric w/SeaMark™ vinyl undercoating – over windshield
- Bimini top in color-coordinated non-fading Sunbrella® fabric w/Seamark™ vinyl undercoating
- Front & side curtains w/easy-mount zippers & aft cockpit enclosure in color-coordinated non-fading Sunbrella fabric

330 CBR/CBR FX CABIN

- 6,000 BTU reverse cycle air conditioner w/digital climate control
- 12V 24" LED/LCD HDTV w/Blu-ray Disc Player w/WiFi antenna & cable connection
- Macerator w/Y-valve for discharge or dockside pumpout
- 120V water heater w/heat exchanger & shower in head (requires shore power)
- Gray water holding system
- Electronic security safe

330 CBR/CBR FX ENGINE ROOM

- Mercury white outboard engines
- Color coordinated cowl accents
- Multi-color complete cowl graphic
- Mercury® SeaCore™ saltwater protection system
- Volvo OceanX™ saltwater protection system
- Engine freshwater flush system w/remote connections (not available w/OB)
- Automatic outboard flushing system
- Remote battery charging panel
- 5.0KW/120V low-CO emissions gas generator w/battery
- Captain's Call™ exhaust w/diverters (Merc and Volvo V8-380C or V8-430CE only)
- FX side exhaust (FX only)
- Raw water strainers (Ilmor only)





LOA	35'0"	10.67 m
LOA w/Extended Swim Platform	37'11"	11.56 m
LOA OB/Trailered	38'9"/40'10"	11.81/12.45 m
Maximum Beam	10'9"	3.28 m
Approximate Weight (SD/OB)	13,550/14,050 lbs	6,146/6,373 kg
Cabin Headroom	6'2"	1.88 m
Fuel Capacity (SD/OB)	162/222 gal	613/840 L
Water Capacity	29 gal	110 L
Holding Tank Capacity	37 gal	140 L
Bridge Clearance	6'10"	2.08 m
Bridge Clearance w/arch	9'5"	2.87 m
Bridge Clearance w/hardtop	9'8"	2.95 m
Draft	39"	.99 m
Deadrise	21°	21°

- 5.0 KW/120V low-CO emissions gas generator w/battery (opt.)
- 8,000 BTU reverse cycle air conditioner w/digital climate control (opt.)

Available Engines

		H.P.	Liter	Top Speed	• Prop Cd
Merc T-6.2L 350 ECT Bravo III DTS	T-350	T-6.2	44-47 MPH	T-B III 22.5 [∞]	
Merc T-8.2 MAG ECT 380 Bravo III X DTS	T-380	T-8.2	50-53 MPH	T-B III 26 [∞]	
Merc T-8.2 MAG HO ECT 430 Bravo III X DTS	T-430	T-8.2	53-56 MPH	T-B III 28 [∞]	
Volvo T-V8-380CE 6.2L Duoprop EVC	T-380	T-6.2	TBD	TBD	
Volvo T-V8-430CE 6.2L Duoprop EVC	T-430	T-6.2	53-56 MPH	T- DP-FH6 [∞]	
Volvo T-D4-300 Duoprop Diesel w/Joystick	T-300	T-6.2	TBD	TBD	
Ilmor T-MV8 6.0L OPS 380 One Drive	T-380	T-6.0	TBD	TBD	
Ilmor T-MV8 6.2L OPS 430 One Drive	T-430	T-6.2	53-56 MPH	T-BIII 26 [∞]	
Ilmor T-MV8 7.4L OPS 480 One Drive	T-480	T-7.4	56-59 MPH	T-BIII 26 [∞]	
Mercury® Triple Verado® 300 w/JPO	TR-300	TR-4.6	TBD	TBD	
Mercury® Triple Verado® 350 w/JPO	TR-350	TR-2.6	52-55 MPH	TR-REV 4-19	

• See prop index, page 58

[∞] Designates counter-rotating props (twin-prop drives)

Range

Merc Twin 8.2 MAG HO ECT 430 Bravo III X DTS

RPM	MPH	GAL/HR	RANGE
1500	8	9	133
2000	11	14	111
2500	20	22	131
3000	31	26	175
3500	38	31	183
4000	45	43	154
4500	52	55	125
4850	56	71	118



350 CROSSOVER BOWRIDER/CBR FX STANDARD EQUIPMENT

350 CBR/CBR FX EXTERIOR

- NMMA Yacht/CE Certification
- Transferable 5-Year Formula Guard® Limited Protection Plan w/10-year Structural Warranty (USA only)
- Ashland Maxguard™ LE gelcoat
- Standard graphic in A, B or C w/Axalta™ Chroma Premier® basecoat & Imron® Elite clearcoat
- Pressure-treated Perma Panel™ structural hull matrix w/foam-filled hull cavities
- Chemically bonded & thru-bolted deck-to-hull joint
- Heavy-duty PVC gunwale w/stainless insert
- 316L bow rails
- Concealed fiberglass anchor locker
- Stainless hardware & 316L welded rails
- Stainless Formula logo-cast cleats (10), fuel fill, polished engine vent trim, venting polished port lights w/screens (2) & oversized HarbourView® portlight w/screen
- Continuous tinted, tempered curved-glass windshield w/stainless top frame, offset walk-thru & windshield wiper
- Radar arch w/mast light & white dual air horn
- 316L stainless transom grab rail & ski tow eye
- Clarion® waterproof transom-mounted stereo control & two 6 1/2" JL Audio® blue LED lighted chrome-finished speakers
- Integrated swim platform w/concealed stainless swim ladder & pull up cleats
- Transom shower w/hot & cold controls
- 120V shorepower w/fail-safe galvanic isolator & 30-amp cord
- Polished stainless shorepower inlet & chrome-finished city water inlet
- Woodgrain vinyl decking on swim platform (outboard models)

350 CBR/CBR FX COCKPIT

- Continuous, flush level molded deck & cockpit liner
- Molded fiberglass dash in Charcoal or Mocha w/Liquid Black panels, Ritchie® compass, Raymarine® Axiom 7 DV GPS color chartplotter w/depth sounder & remote keypad, illuminated waterproof accessory rocker switches w/E-T-A® circuit breakers, auxiliary 12V outlet, dual USB charging port, tilt wheel in leather wrapped stainless & lockable under-dash storage compartment
- Mercury DTS w/SmartCraft VesselView™ or Volvo EVC w/7" engine display or Ilmor electronic shift & throttle w/MERLIN Digital Dashboard
- Electronic shift & throttle control
- Safety ignition tether & Bennett tab switches w/indicators
- MerCruiser® Joystick Piloting for Sterndrives (JPS) docking system
- Mercury® Joystick Piloting for Outboards (JPO) docking system
- Volvo sterndrive joystick control
- Ilmor One Touch™ joystick vessel control
- Mercury Marine® Active Trim system - standard w/Merc
- Clarion dash-mounted stereo control, iPod/MP3 port, eight 6 1/2" JL Audio® blue LED lighted chrome-finished speakers & 200W lighted cockpit subwoofer w/600W stereo amplification
- 5 dual USB charging ports – 2 in aft cockpit, 2 in

- bow & 1 at sunpad
- 24 polished stainless drink holders
- Cockpit/swim platform blue/white LED courtesy lights w/remote
- Integral 316L safety rails
- Weather-resistant cockpit seating featuring PreFixx® coating, Tenara® element-resistant thread, DriFast® foam & StarLite® XL synthetic marine panel construction
- Dual position helm & companion seats
- Modular bow seating/sunpad system w/removeable seat bottom
- Double-wide forward facing bow seating w/armrest
- Two color-coordinated dual-height bow tables w/Corian tops & filler cushions
- Under-cushion bow storage w/17 1/2" Igloo® cooler & trash container
- Bow in-floor storage
- Portside gear storage locker
- Dedicated portside storage locker for bow filler cushions
- Forward in-floor wakeboard/ski storage
- Dedicated acrylic wind breaker panel
- Color-coordinated molded wetbar w/integrated sink, Corian countertop, 120V/12V pullout cockpit refrigerator w/stainless front, trash container, integral 316L safety rail & fire extinguisher
- Demand water system w/29-gallon capacity
- Port lounge w/integrated under-seat storage & backrest locker w/line storage
- U-shaped aft lounge seating w/storage
- Molded-in aft cockpit cooler
- Color-coordinated dual-height cockpit table w/Corian top, filler cushion & four polished drink holders
- Aft-facing sun lounge w/multi position backrests w/trunk storage & fenders (2 included) below & accessory outlet
- Disconnect switches for aux & start batteries
- Battery parallel emergency switch
- Woven cockpit mat
- Stainless transom gate
- Bimini top in color-coordinated non-fading Sunbrella® fabric w/Seamark™ vinyl undercoating

350 CBR/CBR FX CABIN

- Dash-integrated cabin door w/personal electronics storage compartment
- Solid wood cabin entry steps
- Washed Oak, Baltic Birch or Gray Wash woodgrain-finish flooring throughout
- Ultraleather™ double-wide lounge seating
- Custom décor pillows & draperies
- Galley in Open-Grain Walnut, Open-Grain Driftwood or high-gloss Ash or Wenge finish w/storage, full Corian countertop, concealed sink w/hot & cold faucet, 120V/12V pullout stainless refrigerator & brushed stainless microwave
- Portside galley storage in Open-Grain Walnut, Open-Grain Driftwood or high gloss Ash or Wenge finish w/galley drawers & storage cupboard w/wastebasket & paper towel holder
- Starboard cedar-lined hanging locker in Open-Grain Walnut, Open-Grain Driftwood or high-gloss Ash or Wenge finish w/120V/12V electrical panels
- Clarion® AM/FM stereo w/iPod/USB docking station, Bluetooth & two 6 1/2" speakers

- Subscription-ready SiriusXM™ Satellite Radio
- Dual USB charging port
- Large sliding window to cockpit
- LED & accent lighting throughout cabin
- Aft cabin full-size berth w/Sensus® memory foam mattress, pillow shams & full width storage
- 120V water heater w/heat exchanger
- Molded head compartment w/VacuFlush® head unit, 37-gallon holding tank & dockside pumpout, molded vanity, custom molded sink w/faucet, Corian countertop, retractable showerhead, exhaust fan & Washed Oak, Baltic Birch or Gray Wash woodgrain-finish flooring
- Automatic cabin bilge pump w/high water alarm

- Carbon monoxide detector

350 CBR/CBR FX ENGINE ROOM

- Twin engine installation w/thru-bolted engine mounts or triple outboard installation
- Motorized hatch lift
- Courtesy lighting, fume detector & automatic fire extinguisher
- Twin start & aux batteries w/retainers & 60-amp battery charger
- Galvanic corrosion protection systems
- Bilge blowers, automatic bilge pump & high water alarm
- Bennett® hydraulic trim tabs
- Stainless props

350 CROSSOVER BOWRIDER/CBR FX AVAILABLE EQUIPMENT

350 CBR/CBR FX EXTERIOR

- Flagship graphic in A, B or C full hullside color w/Axalta™ Chroma Premier® basecoat & Imron® Elite clearcoat
- Flagship Fusion full hullside multi-color fade effect w/Axalta™ Chroma Premier® basecoat & Imron® Elite clearcoat
- Electric windlass w/150' chain w/counter, polished stainless anchor, remote & freshwater anchor washdown system
- Chrome remote-control searchlight
- Polished stainless LED bow docking lights
- Three blue LED underwater lights
- Six Formula logo fender clips
- Hardtop w/retractable sunroof, four 6 1/2" JL Audio® blue LED lighted chrome-finished speakers & blue LED cockpit lighting system
- SureShade ATF™ electric power retractable sun shade (requires hardtop)
- Bow sun shade w/stainless supports
- Extended Water Sport swim platform w/four drink holders & under mount stainless swim ladder (not available w/OB)
- Extended Water Sport swim platform w/four drink holders, under mount swim seat & boarding step (not available w/OB)
- Woodgrain vinyl decking on swim platform (standard w/OB)
- Woodgrain vinyl decking on swim platform & full cockpit
- Woodgrain vinyl decking on extended swim platform & water sport swim platform
- Woodgrain vinyl decking on swim platform, extended water sport swim platform & full cockpit
- Transom-mounted stainless propane grill w/infrared technology, stainless shelf & carrying case
- Stainless flagstaff w/American & Formula flags

350 CBR/CBR FX COCKPIT

- VHF radio w/antenna
- Livorsi DTS shifter (Merc only)
- Raymarine® Axiom Pro 9 S GPS widescreen color chartplotter w/depth sounder
- Raymarine® Axiom Pro 9 S GPS widescreen color chartplotter w/18" dome-array HD radar & depth sounder (available w/radar arch or hardtop)
- Raymarine® Axiom Pro 12 S widescreen color chartplotter w/depth sounder
- Raymarine® Axiom Pro 12 S widescreen color chartplotter w/18" dome-array HD radar & depth sounder (available w/radar arch or hardtop)
- FLIR M232 thermal camera (requires Axiom Pro 9 S or 12 S chartplotter)

- FLIR M324S thermal camera (requires Axiom Pro 9 S or 12 S chartplotter)
- Bennett® AutoTrim Pro tab system w/switches & indicators
- SiriusXM Satellite Marine Weather Receiver (requires SiriusXM service)
- Cockpit blue LED lighting system (std w/hardtop)
- Mercury Theft Deterrent System
- Cockpit heater (not available w/OB or Ilmor)
- 8,000 BTU reverse cycle air conditioner w/digital climate control, 120V
- Cockpit 24" LED/LCD Smart HDTV (available w/hardtop, requires cabin TV)
- 12V inflator for towable floats w/storage pouch
- Light-duty bow tonneau & cockpit covers in color-coordinated non-fading Sunbrella® fabric – top of windshield
- All-weather bow tonneau & cockpit covers in color-coordinated non-fading Sunbrella® fabric w/Seamark™ vinyl undercoating – over windshield
- Front & side curtains w/easy-mount zippers & aft cockpit enclosure in color-coordinated non-fading Sunbrella fabric (not available w/hardtop)

350 CBR/CBR FX CABIN

- Bed linens & custom-woven towels
- Custom quilted bedspread
- 8,000 BTU reverse cycle air conditioner w/digital climate control
- Aft cabin entertainment group w/24" LED/LCD HDTV w/Blu-ray Disc player w/WiFi, antenna & cable connection
- Macerator discharge
- Gray water holding system
- Electronic security safe

350 CBR/CBR FX ENGINE ROOM

- Mercury white outboard engines
- Color coordinated cowl accents
- Multi-color complete cowl graphic
- Mercury® SeaCore™ saltwater protection system
- Volvo OceanX™ saltwater protection system
- Engine freshwater flush system w/remote connections (not available w/OB)
- Automatic outboard flushing system
- 5.0KW/120V low-CO emissions gas generator w/battery
- Captain's Call™ thru-transom exhaust w/diverters (Merc & Volvo only)
- FX side exhaust (FX only)
- Raw water strainers (Ilmor only)
- Seakeeper® 3 gyro stabilization system, 120V



LOA	35'0"	10.67 m
LOA w/Extended Swim Platform	37'11"	11.56 m
LOA OB/Trailered	38'9"/40'10"	11.81/12.45 m
Maximum Beam	10'9"	3.28 m
Approximate Weight (SD/OB)	13,475/13,975 lbs	6,112/6,339 kg
Cabin Headroom	6'2"	1.88 m
Fuel Capacity (SD/OB)	162/252 gal	613/954 L
Water Capacity	29 gal	110 L
Holding Tank Capacity	37 gal	140 L
Bridge Clearance	6'10"	2.08 m
Bridge Clearance w/arch	9'5"	2.87 m
Bridge Clearance w/hardtop	9'8"	2.95 m
Draft	39"	.99 m
Deadrise	21°	21°

- 7.5 KW/120V low-CO emissions gas generator w/battery or 6.0 KW/120V deisel generator w/sound shield(opt.)
- 16,000 BTU reverse cycle air conditioner w/digital climate control (opt.)

Available Engines

	H.P.	Liter	Top Speed	Prop Code
Merc T-6.2L 350 ECT Bravo III DTS	T-350	T-6.2	44-47 MPH	T-B III 22.5 ∞
Merc T-8.2 MAG ECT 380 Bravo III X DTS	T-380	T-8.2	50-53 MPH	T-B III 26 ∞
Merc T-8.2 MAG HO ECT 430 Bravo III X DTS	T-430	T-8.2	53-56 MPH	T-B III 28 ∞
Volvo T-V8-380CE 6.2L Duoprop EVC	T-380	T-6.2	TBD	TBD
Volvo T-V8-430CE 6.2L Duoprop EVC	T-430	T-6.2	53-56 MPH	T-DP-FH6 ∞
Volvo T-D4-300 Duoprop Diesel w/Joystick	T-300	T-6.2	TBD	TBD
Ilmor T-MV8 6.0L OPS 380 One Drive	T-380	T-6.0	TBD	TBD
Ilmor T-MV8 6.2L OPS 430 One Drive	T-430	T-6.2	53-56 MPH	T-BIII 26 ∞
Ilmor T-MV8 7.4L OPS 480 One Drive	T-480	T-7.4	56-59 MPH	T-BIII 26 ∞
Mercury® Triple Verado® 300 w/JPO	TR-300	TR-4.6	TBD	TBD
Mercury® Triple Verado® 350 w/JPO	TR-350	TR-2.6	52-55 MPH	TR-REV 4-19

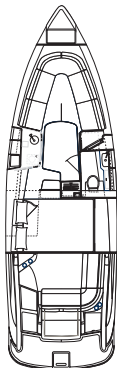
• See prop index, page 58

∞ Designates counter-rotating props (twin-prop drives)

Range

Merc Twin 8.2 MAG HO ECT 430 Bravo III X DTS

RPM	MPH	GAL/HR	RANGE
1500	8	9	133
2000	11	14	111
2500	20	22	131
3000	31	26	175
3500	38	31	183
4000	45	43	154
4500	52	55	125
4850	56	71	118



350 SUN SPORT/FX STANDARD EQUIPMENT

350 SUN SPORT/FX EXTERIOR

- NMMA Yacht/CE Certification
- Transferable 5-Year Formula Guard® Limited Protection Plan w/10-year Structural Warranty (USA only)
- Ashland Maxguard™ LE gelcoat
- Standard graphic in A, B or C w/Axalta™ Chroma Premier® basecoat & Imron® Elite clearcoat
- Pressure-treated Perma Panel™ structural hull matrix w/foam-filled hull cavities
- Chemically bonded & thru-bolted deck-to-hull joint
- Heavy-duty PVC gunwale w/stainless insert
- Concealed fiberglass anchor locker
- 316L offshore bow rail
- Stainless hardware & 316L welded rails
- Stainless custom Formula logo-cast cleats (10), fuel fill, polished engine vent trim, polished Bomar® deck venting hatches w/screens (2) & port lights w/screens (4)
- Continuous tinted, tempered curved-glass windshield w/stainless top frame, center walk-thru & windshield wiper
- Radar arch w/mast light & white dual air horn
- 316L stainless transom grabrail & ski tow eye
- Clarion® waterproof transom-mounted stereo control & two JL Audio® blue LED lighted chrome-finished 6 1/2" speakers
- Integrated swim platform w/concealed stainless swim ladder & pull-up cleats
- Transom shower w/hot & cold controls
- 120V shorepower w/fail-safe galvanic isolator & two 30-amp cords
- Polished stainless shorepower inlet & chrome-finished city water inlet
- Woodgrain vinyl decking on swim platform (outboard models)

350 SUN SPORT/FX COCKPIT

- Continuous molded deck & cockpit liner
- Molded deck access steps w/316L stainless handrail
- Molded fiberglass dash in Charcoal or Mocha w/Liquid Black panels, Ritchie® compass, Raymarine® Axiom 7 DV GPS color chartplotter w/digital depth sounder & remote keypad, illuminated waterproof accessory rocker switches w/E-T-A® circuit breakers, auxiliary 12V outlet, dual USB charging port, tilt wheel in leather wrapped stainless & lockable under-dash storage compartment
- Mercury DTS w/SmartCraft VesselView™, Volvo EVC system w/7" engine display or Ilmor electronic shift & throttle w/MERLIN Digital Dashboard
- Electronic shift & throttle control
- Safety ignition tether & Bennett® tab switches w/indicators
- MerCruiser® Joystick Piloting for Sterndrives (JPS) docking system
- Mercury® Joystick Piloting for Outboards (JPO) docking system
- Volvo sterndrive joystick control
- Ilmor One Touch™ joystick vessel control
- Mercury Marine® Active Trim system - standard w/Merc
- Clarion dash-mounted stereo control, iPod/MP3 port, four 6 1/2" JL Audio® blue LED lighted chrome-finished speakers w/200W lighted cockpit subwoofer & 600W stereo amplification
- 3 dual USB charging ports - 2 in cockpit & 1 at sunpad
- 15 polished stainless drink holders
- Cockpit/swim platform blue/white LED courtesy lights w/remote control
- Integral 316L safety rails

- Weather-resistant cockpit seating featuring PreFixx® coating, Tenara® element-resistant thread, DriFast® foam & StarLite® XL synthetic marine panel construction
- Dual position helm & companion seats
- Color-coordinated molded wetbar w/sink, Corian countertop, 120V/12V pullout cockpit refrigerator w/stainless front, trash container, fire extinguisher & integral 316L safety rail
- Port side & U-shaped aft lounge w/storage
- Color-coordinated dual-height cockpit table w/Corian® top, filler cushion & four polished drink holders
- Aft-facing sun lounge w/mult-position backrests w/trunk storage & fenders (2 included) below & accessory outlet
- Demand water system w/29-gallon capacity
- Disconnect switches for aux & start batteries
- Battery parallel emergency switch
- Woven cockpit mat
- Stainless transom gate
- Bimini top in color-coordinated non-fading Sunbrella® fabric w/Seamark™ vinyl undercoating

350 SUN SPORT/FX CABIN

- Sliding/locking cabin door w/screen
- Solid wood cabin entry steps
- Washed Oak, Baltic Birch or Gray Wash woodgrain-finish flooring throughout cabin
- Ultraleather™ lounge w/dual-height Open-Grain Walnut, Open-Grain Driftwood or high-gloss Ash or Wenge wood table & filler cushion
- Custom décor pillows & draperies
- Entertainment center in Open-Grain Walnut, Open-Grain Driftwood or high-gloss Ash or Wenge finish w/Corian countertop, polished stainless 12V/120V refrigerator & 120V/12V electrical panels
- Hanging locker
- Clarion® AM/FM stereo w/iPod/USB docking station, Bluetooth & two 6 1/2" speakers
- Subscription-ready SiriusXM™ Satellite Radio
- Two dual USB charging ports - lounge & aft cabin
- Complete galley in Open-Grain Walnut, Open-Grain Driftwood or high-gloss Ash or Wenge finish w/storage & hardwood dovetailed drawers, full Corian countertop, polished stainless sink, concealed electric stove w/safety switch, microwave, concealed trash & fire extinguisher
- Aft cabin stateroom/full-size berth w/Sensus® memory foam mattress, pillow shams & full width storage
- 120V water heater w/heat exchanger
- Molded head compartment w/VacuFlush® head unit, 37-gallon holding tank & dockside pumpout, molded vanity, custom molded sink w/faucet, Corian counter top, retractable showerhead, exhaust fan & Washed Oak, Baltic Birch or Gray Wash woodgrain-finish flooring
- Automatic cabin bilge pump w/high water alarm
- Carbon monoxide detector

350 SUN SPORT/FX ENGINE ROOM

- Twin engine installation w/thru-bolted engine mounts or triple outboard installation
- Motorized hatch lift
- Courtesy lighting, fume detector & automatic fire extinguisher
- Twin start & aux batteries w/retainers & 60-amp battery charger
- Galvanic corrosion protection systems
- Bilge blowers, automatic bilge pump & high water alarm
- Bennett® hydraulic trim tabs
- Stainless props

350 SUN SPORT/FX AVAILABLE EQUIPMENT

350 SUN SPORT/FX EXTERIOR

- Flagship graphic in A, B or C full hullside color w/Axalta™ Chroma Premier® basecoat & Imron® Elite clearcoat
- Flagship Fusion full hullside multi-color fade effect w/Axalta™ Chroma Premier® basecoat & Imron® Elite clearcoat
- Concealed electric windlass w/150' chain w/counter, polished stainless anchor, remote & freshwater anchor washdown system
- Chrome remote-control searchlight
- Polished stainless LED bow docking lights
- Six Formula logo fender clips
- Three blue LED underwater lights
- Hardtop w/retractable sunroof, four 6 1/2" JL Audio® blue LED lighted chrome-finished speakers & blue LED cockpit lighting system
- SureShade ATF™ electric power retractable sun shade (requires hardtop)
- Extended Water Sport swim platform w/four drink holders & under mount stainless swim ladder (not available w/OB)
- Extended Water Sport swim platform w/four drink holders, under mount swim seat & boarding step (not available w/OB)
- Woodgrain vinyl decking on swim platform (standard w/OB)
- Woodgrain vinyl decking on swim platform & full cockpit
- Woodgrain vinyl decking on extended swim platform & water sport swim platform
- Woodgrain vinyl decking on swim platform, extended water sport swim platform & full cockpit
- Transom-mounted stainless propane grill w/infrared technology, stainless shelf & carrying case
- Stainless flagstaff w/American & Formula flags

350 SUN SPORT/FX COCKPIT

- VHF radio w/antenna
- Livorsi DTS Shifter (Merc Only)
- Raymarine® Axiom Pro 9 S GPS widescreen color chartplotter w/depth sounder
- Raymarine® Axiom Pro 9 S GPS widescreen color chartplotter w/18" dome-array HD radar & depth sounder (available w/radar arch or hardtop)
- FLIR M232 thermal camera (requires Axiom Pro 9 S chartplotter)
- FLIR M324S thermal camera (requires Axiom Pro 9 S chartplotter)
- Bennett® AutoTrim Pro tab system w/switches & indicators

- SiriusXM Satellite Marine Weather Receiver (requires SiriusXM service)
- Mercury Theft Deterrent System
- Cockpit 24" LED/LCD Smart HDTV (available w/hardtop, requires cabin TV)
- Cockpit blue LED lighting system
- Cockpit heater (not available w/OB or Ilmor)
- Cockpit 24" LED/LCD Smart HDTV (available w/hardtop)
- 12V inflator for towable floats w/storage pouch
- Light-duty cockpit cover in color-coordinated non-fading Sunbrella® fabric – top of windshield
- All-weather cockpit cover in color-coordinated non-fading Sunbrella® fabric w/Seamark™ vinyl undercoating – over windshield
- Front & side curtains w/easy-mount zippers & aft cockpit enclosure in color-coordinated non-fading Sunbrella fabric

350 SUN SPORT/FX CABIN

- Custom quilted bedspread
- Bed linens & custom-woven towels
- 16,000 BTU reverse cycle air conditioner w/digital climate control
- Entertainment group w/24" LED/LCD HDTV w/Blu-ray Disc player w/WiFi, antenna & cable connection
- Entertainment group w/24" LED/LCD HDTV, antenna, cable connection & aft cabin 24" LED/LCD HDTV, both w/Blu-ray Disc player w/WiFi
- Macerator discharge
- Gray water holding system
- Electronic security safe

350 SUN SPORT/FX ENGINE ROOM

- Mercury white outboard engines
- Color coordinated cowl accents
- Multi-color complete cowl graphic
- Mercury® SeaCore™ saltwater protection system
- Volvo OceanX™ saltwater protection system
- Engine freshwater flush system w/remote connections (not available w/OB)
- Automatic outboard flushing system
- 7.5KW/120V low-CO emissions gas generator w/battery
- 6.0KW/120V diesel generator w/sound shield
- Captain's Call™ exhaust w/diverters (Merc and Volvo only)
- FX side exhaust (FX only)
- Raw water strainers (Ilmor only)
- Seakeeper® 3 gyro stabilization system, 120V





LOA	38'6"	11.73 m
Maximum Beam	10'9"	3.28 m
Approximate Weight	15,100 lbs	6,849 kg
Cabin Headroom	6'2"	1.88 m
Fuel Capacity	218 gal	825 L
Water Capacity	43 gal	163 L
Holding Tank	50 gal	189 L
Bridge Clearance	10'0"	3.05 m
Draft	36"	.91 m
Deadrise	21°	21°

- 7.5 KW/120V low-CO emissions gas generator w/battery or 8.5 KW/120V diesel generator w/sound shield & battery
- 16,000 BTU reverse cycle air conditioner w/digital climate control
- 16,000 BTU reverse cycle cockpit air conditioner (opt.)

Available Engines	H.P.	Liter	Top Speed	• Prop Code
Merc T-8.2 MAG ECT 380 Bravo III X JPS	T-380	T-8.2	47-50 MPH	T-B III 26 ∞
Merc T-8.2 MAG HO ECT 430 Bravo III X JPS	T-430	T-8.2	51-54 MPH	T-B III 28 ∞
Merc Racing T-520 Bravo III XR DTS w/JPS	T-520	T-8.6	57-60 MPH	T-BIII XR 25 ∞
Volvo T-D4-300 Diesel DuoProp w/Joystick	T-300	T-3.7	42-45 MPH	T-DP FH7 ∞
Ilmor T-MV8 7.4L OPS 480 One Drive w/One Touch™ Joystick	T-480	T-7.4	53-56 MPH	T-BIII 24 ∞

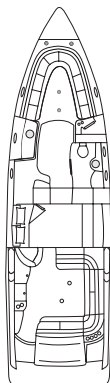
• See prop index, page 58

∞ Designates counter-rotating props (twin-prop drives)

Range

Merc Twin 8.2 MAG HO ECT 430 Bravo III X DTS

RPM	MPH	GAL/HR	RANGE
1500	9	9	196
2000	11	14	154
2500	20	24	164
3000	31	29	210
3500	37	33	220
4000	43	41	206
4500	49	54	178
5100	54	68	156



370 SUPER SPORT/FX STANDARD EQUIPMENT

370 SUPER SPORT/FX EXTERIOR

- NMMA Yacht/CE Certification
- Transferable 5-Year Formula Guard® Limited Protection Plan w/10-year Structural Warranty (USA only)
- Ashland Maxguard™ LE gelcoat
- Standard graphic in A, B or C w/Axalta™ Chroma Premier® basecoat & Imron® Elite clearcoat
- FAS³TECH hull w/foam-filled continuous molded structural grid
- Chemically bonded & thru-bolted deck-to-hull joint
- Heavy-duty PVC gunwale w/stainless insert
- Electric windlass w/chain counter, 150' chain, polished stainless anchor, remote & freshwater anchor washdown system
- 316L offshore bow rail
- Stainless hardware & 316L welded rails
- Stainless custom Formula logo-cast cleats (12), fuel fills, polished engine vent trim, polished Bomar® deck venting hatches w/screens (4) & polished port lights w/screens (6)
- Nonskid foredeck center walkway
- Tinted, tempered curved-glass windshield w/stainless top frame, center walk-thru & windshield wiper
- Radar arch w/mast light, two 6 1/2" speakers & white air dual horn
- Clarion® waterproof transom-mounted stereo control & two 6 1/2" JL Audio® blue LED lighted chrome-finished speakers
- Integrated swim platform w/concealed stainless swim ladder & pull-up cleats
- Transom shower w/hot & cold controls
- 120V shorepower w/fail-safe galvanic isolator & two 30-amp cords
- Polished stainless shorepower, cable TV, telephone inlets & chrome-finished city water inlet

370 SUPER SPORT/FX COCKPIT

- Continuous molded deck & cockpit liner
- Molded deck access steps w/316L stainless handrail
- Molded fiberglass dash in Charcoal or Mocha w/Liquid Black panels, Ritchie® compass, Raymarine® Axiom Pro 12 S GPS widescreen color chartplotter w/depth sounder, illuminated waterproof accessory rocker switches w/E-T-A® circuit breakers, auxiliary 12V outlet, dual USB charging port, tilt wheel in leather wrapped stainless & lockable under-dash storage compartment
- Mercury DTS w/SmartCraft VesselView™, Volvo EVC system w/7" engine display or Ilmor electronic shift & throttle w/MERLIN Digital Dashboard
- Electronic shift & throttle control
- Mercury Marine® Active Trim system (Merc only)
- Safety ignition tether & Bennett tab switches w/indicators
- MerCruiser® Joystick Piloting for Sterndrives (JPS) docking system

- Volvo sterndrive joystick control
- Ilmor One Touch™ joystick vessel control
- Clarion dash-mounted stereo control, iPod/MP3 port, two 6 1/2" JL Audio® blue LED lighted chrome-finished speakers w/200W lighted cockpit subwoofer & 600W stereo amplification
- 3 dual USB charging ports - 2 in cockpit & 1 at sunpad
- 12 polished stainless drink holders
- Cockpit/swim platform blue/white LED courtesy lights w/remote control
- Integral 316L safety rails
- Weather-resistant cockpit seating featuring PreFixx® coating, Tenara® element-resistant thread, DriFast® foam & StarLite® XL synthetic marine panel construction
- Dual position helm & companion seats
- Color-coordinated molded wetbar w/sink, Corian countertop, 120V/12V pullout cockpit refrigerator w/stainless front, 17 1/2"-quart Igloo cooler, trash container, 120V GFCI outlet & fire extinguisher
- Port side & U-shaped aft lounge w/storage
- Color-coordinated dual-height cockpit tables w/Corian® tops & filler cushions
- Aft-facing sun lounge w/tables, cushion & fender (4 included) storage below & accessory outlet - motorized conversion to full-length sunpad
- Demand water system w/43-gallon capacity
- Disconnect switches for aux & start batteries
- Battery parallel emergency switch
- Woven cockpit mat
- Pneumatic-assist transom door
- Bimini top, front & side curtains w/easy-mount zippers & extended aft enclosure in color-coordinated non-fading Sunbrella® fabric w/Seamark™ vinyl undercoating

370 SUPER SPORT/FX CABIN

- Sliding/locking cabin door
- Solid wood cabin entry steps
- Washed Oak, Baltic Birch or Gray Wash woodgrain-finish flooring throughout cabin
- Ultraleather™ lounge, dual-height Open-Grain Walnut, Open-Grain Driftwood or high-gloss Ash or Wenge wood tables & filler cushions
- Custom décor pillows & draperies
- In-floor table/filler cushion storage
- Entertainment center in Open-Grain Walnut, Open-Grain Driftwood or high-gloss Ash or Wenge wood finish w/Corian countertop & 28" LED/LCD HDTV, Blu-ray Disc player w/WiFi & dockside access cord
- 16,000 BTU reverse cycle air conditioner w/digital touch control
- Illuminated 120V & 12V electrical panels
- Cedar-lined hanging locker w/automatic light
- Clarion® AM/FM stereo w/iPod/USB docking station, Bluetooth & two 6 1/2" speakers
- Subscription-ready SiriusXM™ Satellite Radio

- Two dual USB charging ports – lounge & aft cabin
- Aft cabin w/queen-size Sensus® memory foam bed, pillow shams, full width storage, reading light & 120V & cable outlets
- Complete galley in Open-Grain Walnut, Open-Grain Driftwood or high-gloss Ash or Wenge finish w/storage & hardwood dovetailed drawers, full Corian countertop, blue LED-lit cabinet showcase w/tempered stemware & tumblers, 120V/12V stainless refrigerator, polished stainless sink, concealed electric stove w/safety switch, microwave, Cuisinart® blender, concealed trash, water level gauge & fire extinguisher
- 120V water heater w/heat exchanger
- Molded private head compartment w/vanity, Open-Grain Walnut, Open-Grain Driftwood or high-gloss Ash or Wenge finish lower doors, Corian countertop, polished stainless sink w/swivel faucet, porcelain Flush and Forget® VacuFlush® head w/50-gallon tank & dockside pumpout,

- separate shower area w/molded seat, exhaust fan & night light
- Built-in WalVac® sweeper system
- Automatic cabin bilge pump w/high water alarm
- Carbon monoxide detectors

370 SUPER SPORT/FX ENGINE ROOM

- Twin engine installation w/thru-bolted engine mounts
- Motorized hatch lift
- Courtesy lighting, fume detector & automatic fire extinguisher
- Twin start & aux batteries w/retainers & 80-amp battery charger
- Galvanic corrosion protection systems
- Bilge blowers, automatic bilge pumps & high water alarm
- Bennett® hydraulic trim tabs
- 7.5 KW/120V low-CO gas generator w/battery or 8.5 KW/120V diesel generator w/sound shield & battery
- Stainless (gas) or Nibral (diesel) props

370 SUPER SPORT/FX AVAILABLE EQUIPMENT

370 SUPER SPORT/FX EXTERIOR

- Flagship graphic in A, B or C full hullside color w/Axalta™ Chroma Premier® basecoat & Imron® Elite clearcoat
- Flagship Fusion full hullside multi-color fade effect w/Axalta™ Chroma Premier® basecoat & Imron® Elite clearcoat
- Remote-control LED searchlight
- Polished stainless LED bow docking lights
- Six Formula logo fender clips
- Three blue LED underwater lights
- Woodgrain vinyl decking on swim platform
- Woodgrain vinyl decking on swim platform, full cockpit & lower walk-thru dash steps
- Sport hardtop w/four 6 1/2" JL Audio® blue LED lighted chrome-finished speakers
- SureShade ATF™ electric power retractable sun shade (requires sport hardtop)
- Transom-mounted stainless propane grill w/infrared technology, stainless shelf & carrying case

370 SUPER SPORT/FX COCKPIT

- VHF radio w/antenna
- Cockpit 24" LED/LCD Smart HDTV (available w/hardtop)
- Livorsi DTS Shifter (available w/Merc engine packages only – standard w/Merc 520 engine package)
- Raymarine® Axiom Pro 12 S GPS widescreen color radar display/chartplotter w/24" dome-array HD radar & depth sounder
- Raymarine® Axiom Pro 12 S GPS widescreen color radar display/chartplotter w/SmartPilot autopilot w/p70Rs control, 24" dome-array HD radar & depth sounder (Volvo D4 & Ilmor only)
- Additional Raymarine Axiom Pro 9 S GPS chartplotter
- FLIR M232 thermal camera

- FLIR M324S thermal camera
- Bennett® AutoTrim Pro tab system w/switches & indicators
- SiriusXM Satellite Marine Weather Receiver (requires SiriusXM service)
- Mercury Theft Deterrent System
- Cockpit blue LED lighting system
- 16,000 BTU reverse cycle cockpit air conditioner
- Light-duty cockpit cover in color-coordinated non-fading Sunbrella® fabric – top of windshield
- All-weather cockpit cover in color-coordinated non-fading Sunbrella® fabric w/Seamark™ vinyl undercoating – over windshield

370 SUPER SPORT/FX CABIN

- Keurig® coffee maker
- Custom quilted bedspread
- Bed linens & custom-woven towels
- Aft cabin 24" LED/LCD HDTV w/Blu-ray Disc player w/WiFi antenna & cable connection
- Electronic security safe
- Macerator discharge
- Gray water holding system

370 SUPER SPORT/FX ENGINE ROOM

- Mercury® SeaCore™ saltwater protection system (Merc 8.2 MAG & HO only)
- Mercury SeaCore transoms & drives (Merc 520s only)
- Engine freshwater flush system w/remote connections
- Captain's Call™ exhaust w/diverters (Merc 8.2 MAG & HO only)
- FX side exhaust (FX & Merc 8.2 MAG & HO only)
- Raw water strainers (Ilmor only)
- Mercury Racing® custom upper engine paint (Merc 520s)



LOA	41'6"	12.65 m
Maximum Beam	11'0"	3.35 m
Approximate Weight (gas/diesel)	16,575/17,900lbs	7,518/8,119 kg
w/hardtop (gas/diesel)	17,575/18,900 lbs	7,972/8,573 kg
Cabin Headroom	6'2"	1.88 m
Fuel Capacity	227 gal	859 L
Water Capacity	50 gal	189 L
Holding Tank Capacity	50 gal	189 L
Bridge Clearance	10'6"	3.20 m
Bridge Clearance w/mast light	11'6"	3.51 m
Bridge Clearance w/hardtop, sat. tv & mast light	12'6"	3.81 m
Draft (gas/diesel)	39"/40"	.99 m/1.02 m
Deadrise	22°	22°

- 7.5 KW/120V low-CO emissions gas generator w/battery or 8.5 KW/120V diesel generator w/sound shield & battery
- 16,000 BTU reverse cycle air conditioner w/digital climate control
- 16,000 BTU reverse cycle cockpit air conditioner (opt.)

Available Engines	H.P.	Liter	Top Speed	• Prop Code
Merc T-8.2 MAG HO ECT 430 Bravo III X JPS	T-430	T-8.2	49-52 MPH	T-B III 26 ∞
Merc Racing T-520 Bravo III XR JPS	T-520	T-8.6	51-54 MPH	T-B III XR 24 ∞
Volvo T-D6-370 Diesel DuoProp w/Joystick	T-370	T-5.5	45-48 MPH	T-DP G7 ∞
Volvo T-D6-400 Diesel DuoProp w/Joystick	T-400	T-5.5	46-49 MPH	T-DP G7 ∞
Ilmor T-MV8 7.4L OPS 480 One Drive w/One Touch™ Joystick	T-480	T-7.4	TBD	TBD

• See prop index, page 58

∞ Designates counter-rotating props (twin-prop drives)

Range

Merc Twin 8.2 MAG HO ECT 430 Bravo III X DTS

RPM	MPH	GAL/HR	RANGE
1500	8	8	228
2000	9	13	146
2500	19	19	228
3000	27	24	257
3500	34	29	267
4000	41	39	238
4500	47	52	205
5100	52	68	174



Range

Merc Twin 520 Bravo III XR DTS

RPM	MPH	GAL/HR	RANGE
1500	9	10	192
2000	11	17	131
2500	19	26	150
3000	28	30	192
3500	36	37	202
4000	43	47	188
4500	48	55	181
5000	53	78	140
5020	54	79	140

Range

Volvo Twin D6-370 Diesel DuoProp w/PTA

RPM	MPH	GAL/HR	RANGE
1000	7	2	657
1500	9	9	249
2000	19	14	312
2500	30	18	372
3000	40	26	346
3200	43	30	323
3400	46	35	294
3610	48	42	267

400 SUPER SPORT/FX STANDARD EQUIPMENT

400 SUPER SPORT/FX EXTERIOR

- NMMA Yacht/CE Certification
- Transferable 5-Year Formula Guard® Limited Protection Plan w/10-year Structural Warranty (USA only)
- Ashland Maxguard™ LE gelcoat
- Standard graphic in A, B or C w/Axalta™ Chroma Premier® basecoat & Imron® Elite clearcoat
- FAS³TECH hull w/foam-filled continuous molded structural grid
- Chemically bonded & thru-bolted deck-to-hull joint
- Heavy-duty PVC gunwale w/stainless insert
- Concealed electric windlass w/chain counter, 150' chain, polished stainless anchor, yacht-design thru-hull stowage & freshwater anchor washdown system
- Remote-control LED searchlight
- 316L offshore bow rail
- Stainless hardware & 316L welded rails
- Stainless custom Formula logo-cast cleats (12), fuel fills, polished engine vent trim, polished Bomar® gull-wing deck venting hatches w/screens (4) & polished port lights w/screens (6)
- Nonskid foredeck center walkway
- Tinted, tempered curved-glass windshield w/center walk-thru, polished stainless frame & windshield wipers
- Cockpit hardtop w/two custom polished Bomar gull-wing venting hatches & polycarbonate Lexan® front connectors w/integrated mast light/flagstaff w/American & Formula flags & white dual air horn
- Clarion® waterproof transom-mounted stereo control & two 6 1/2" JL Audio® blue LED lighted chrome-finished speakers
- Integrated swim platform w/concealed stainless swim ladder & pull-up cleats
- Transom shower w/hot & cold controls
- 120V shorepower w/fail-safe galvanic isolator & two 30-amp cords
- Polished stainless shorepower, cable TV, telephone inlets & chrome-finished city water inlet

400 SUPER SPORT/FX COCKPIT

- Continuous molded, flush-level deck & cockpit liner
- Molded deck access steps w/316L stainless handrail
- Molded fiberglass dash in Charcoal or Mocha w/Liquid Black panels, Ritchie® compass, Raymarine® Axiom Pro 12 S GPS widescreen color chartplotter w/depth sounder, illuminated waterproof accessory rocker switches w/E-T-A® circuit breakers, auxiliary 12V outlet, dual USB charging port, tilt wheel in leather wrapped stainless & lockable under-dash storage compartment
- Mercury DTS w/SmartCraft VesselView™, Volvo EVC w/7" engine display or Ilmor electronic shift & throttle w/MERLIN Digital Dashboard
- Electronic shift & throttle controls
- MerCruiser® Joystick Piloting for Sterndrives (JPS) docking system
- Volvo sterndrive joystick control
- Ilmor One Touch™ joystick vessel control
- Safety ignition tether & Bennett® tab switches & indicators
- Mercury Marine® Active Trim system - standard w/Merc
- Clarion dash-mounted stereo control, four hardtop & four cockpit 6 1/2" JL Audio blue LED lighted chrome-finished speakers, iPod/MP3 port, 600W stereo amplification & 200W lighted subwoofer
- 3 dual USB charging ports - 2 in cockpit & 1 at sunpad
- 12 polished stainless drink holders
- Cockpit/swim platform blue/white LED courtesy lights w/remote control
- Integral 316L safety rails
- Weather-resistant cockpit seating featuring Pre-Fixx® coating, Tenara® element-resistant thread, DriFast® foam & StarLite® XL synthetic marine panel construction
- Dual position helm & companion seats
- Color-coordinated molded wetbar w/sink, Corian countertop, 120V/12V pullout cockpit refrigerator w/stainless front, 17 1/2"-quart Igloo cooler, trash

- container, 120V GFCI outlet & fire extinguisher
- Port side & U-shaped aft lounge w/storage
- Color-coordinated dual-height cockpit tables w/Corian® tops & filler cushions
- Cockpit blue LED lighting system
- Aft-facing sun lounge w/table, cushions & fender (4 included) storage below & accessory outlet – motorized conversion to full-length sunpad
- Disconnect switches for aux & start batteries
- Battery parallel emergency switch
- Woven cockpit mat
- Pneumatic-assist transom door
- Bimini top, front & side curtains w/easy-mount zippers in color-coordinated non-fading Sunbrella® fabric w/Seamark™ vinyl undercoating

400 SUPER SPORT/FX CABIN

- Sliding/locking cabin door
- Solid wood cabin entry steps
- Washed Oak, Baltic Birch or Gray Wash woodgrain-finish flooring throughout cabin
- LED & accent lighting throughout cabin
- Ultraleather™ lounge w/dual-height, Open-Grain Walnut, Open-Grain Driftwood or high-gloss Ash or Wenge wood table & filler cushions
- Custom décor pillows & draperies
- OceanAir Skysol pleated blind system in galley
- In-floor table/filler cushion storage w/pneumatic lift
- Entertainment center in Open-Grain Walnut, Open-Grain Driftwood or high-gloss Ash or Wenge finish w/Corian countertop, 28" LED/LCD HDTV, Blu-ray Disc player w/WiFi & dockside access cord
- 16,000 BTU reverse cycle air conditioner w/digital touch control
- Illuminated 120V & 12V electrical panels
- Cedar-lined hanging locker w/automatic light
- Clarion® AM/FM stereo w/iPod/USB docking station, Bluetooth, two 6" x 9" & two 6 1/2" speakers
- Subscription-ready SiriusXM™ Satellite Radio
- 2 dual USB charging ports - lounge & aft cabin
- Aft cabin w/privacy curtain, queen-size memory foam bed, pillow shams, upholstered headboard storage, individual reading lights, night stand w/concealed storage, phone jack & 120V outlets & entertainment module/storage unit w/drawers & cable TV outlet

- Aft cabin cedar-lined hanging locker w/fire extinguisher
- Aft cabin remote stereo volume control
- Complete galley in Open-Grain Walnut, Open-Grain Driftwood or high-gloss Ash or Wenge finish w/storage & hardwood dovetailed drawers, blue LED-lit cabinet showcase w/tempered stemware & tumblers, full Corian countertop, polished stainless sink, standup 120V/12V stainless refrigerator/freezer, concealed electric stove w/safety switch, microwave, Cuisinart® blender, concealed trash container, water level gauge & fire extinguisher
- Demand water system w/50-gal capacity & one-point water fill for freshwater tank and/or city water
- 120V water heater w/heat exchanger
- Molded private head compartment w/vanity, Open-Grain Walnut, Open-Grain Driftwood or high-gloss Ash or Wenge finish lower doors, Corian countertop, polished stainless sink w/swivel faucet, porcelain Flush and Forget® VacuFlush® head w/50-gallon holding tank & dockside pumpout, separate shower area w/Corian seat, exhaust fan & night light
- Built-in WalVac® sweeper system
- Automatic cabin bilge pump w/high water alarm
- Carbon monoxide detectors

400 SUPER SPORT/FX ENGINE ROOM

- Twin engine installation w/thru-bolted engine mounts
- Motorized hatch lift
- Courtesy lighting, fume detector & automatic fire extinguisher
- Twin start & aux batteries w/retainers & 80-amp battery charger
- Galvanic corrosion protection systems
- Bilge blowers, two automatic bilge pumps & high water alarm
- Bennett® hydraulic trim tabs
- 7.5 KW/120V low-CO gas generator w/battery or 8.5 KW/120V diesel generator w/sound shield & battery
- Stainless (gas) or Nibral (diesel) props

400 SUPER SPORT/FX AVAILABLE EQUIPMENT

400 SUPER SPORT/FX EXTERIOR

- Flagship graphic in A, B or C full hullside color w/Axalta™ Chroma Premier® basecoat & Imron® Elite clearcoat
- Flagship Fusion full hullside multi-color fade effect w/Axalta™ Chroma Premier® basecoat & Imron® Elite clearcoat
- Polished stainless LED bow docking lights
- Six Formula logo fender clips
- Three blue LED underwater lights
- Woodgrain vinyl decking on swim platform
- Woodgrain vinyl decking on swim platform, full cockpit & lower walk-thru dash steps
- Transom-mounted stainless propane grill w/infrared technology, stainless shelf & carrying case

400 SUPER SPORT/FX COCKPIT

- 16,000 BTU reverse cycle cockpit air conditioner
- VHF radio w/antenna
- Livorsi DTS Shifter (Merc only – standard with Merc 520 engine package)
- Raymarine® Axiom Pro 12 S GPS widescreen color radar display/chartplotter w/48" open-array Magnum radar & depth sounder
- Raymarine® Axiom Pro 12 S GPS widescreen color radar display/chartplotter w/SmartPilot autopilot w/p70Rs control, 48" open-array Magnum radar & depth sounder (Volvo D6 and Ilmor only)
- Additional Raymarine® Axiom Pro 12 S GPS chartplotter
- FLIR M232 thermal camera
- FLIR M324S thermal camera

- Bennett® AutoTrim Pro tab system w/switches & indicators
- SiriusXM Satellite Marine Weather Receiver (requires SiriusXM service)
- Mercury Theft Deterrent System
- Cockpit 120V ice maker
- Cockpit 24" LED/LCD Smart HDTV
- Light-duty cockpit cover in color-coordinated non-fading Sunbrella® fabric – top of windshield
- All-weather cockpit cover in color-coordinated non-fading Sunbrella® fabric w/Seamark™ vinyl undercoating-top of windshield

400 SUPER SPORT/FX CABIN

- Custom quilted bedspread
- Bed linens & custom-woven towels
- Keurig® coffee maker
- Aft cabin 24" LED/LCD HDTV w/Blu-ray Disc player w/WiFi
- Electronic security safe
- Macerator discharge
- Gray water holding system
- TracVision TV3 high-definition satellite TV system

400 SUPER SPORT/FX ENGINE ROOM

- Mercury® SeaCore™ saltwater protection system (Merc 8.2s only)
- Mercury SeaCore transoms & drives (Merc 520s only)
- Engine freshwater flush system w/remote connections
- Captain's Call™ exhaust w/diverters (Merc 8.2s only)
- FX side exhaust (FX & Merc 8.2s only)
- Raw water strainers (Ilmor only)
- Mercury Racing® custom upper engine paint (Merc 520s)

FORMULA FX SERIES STANDARD AND AVAILABLE EQUIPMENT

- ### FX STANDARD EQUIPMENT
- FX graphic in FX Moonlight Silver Metallic, FX Red Metallic, FX Steel Metallic, FX Black Metallic or FX Electric Blue Metallic & FX graphic accents w/Axalta™ Chroma Premier® basecoat & Imron® Elite clearcoat
 - FX Steel Metallic dash, wetbar top and cockpit tables
 - Carbon-fiber composite dash panels, trim panels and wetbar countertop in silver, red, blue or black
 - Livorsi® Oversized Mega Series gauges w/chrome bezels & blue LED backlighting
 - Tilt steering wheel in silver or red w/chrome accents
 - Blue LED lighting in cockpit - JL Audio® speakers, drink holders, swim platform and engine vents
 - Lighted cockpit subwoofer
 - Low maintenance wood-grain vinyl decking in Slate on swim platform & transom entry
 - Custom dimensional FX logos, Moondust base vinyl, Liquid Silver upholstery accents w/Deep Red, Silver, Charcoal or Electric Blue piping & integrated

- blue LED lighting throughout cockpit seating
- Custom design stainless CORSA side exhaust

FX CABIN

- Custom embroidered FX logos on cabin lounge & decor pillows
- Midnight Treasure cabin décor w/Frozen Ultraleather™ lounge seating, Moonlite cabin lining & dark gray carpet
- Charcoal entry step & woodgrain-finish flooring, Wenge wood table & Linen Steel-finish cabinets w/Anthracite Corian®
- Blue LED indirect lighting throughout cabin
- JL Audio® blue LED lighted chrome-finished speakers

FX AVAILABLE GRAPHIC

- FX Metallic Rally Imron graphic w/stainless vent extensions (350 CBR FX, 350 FX, 370 FX & 400 FX only)

FX AVAILABLE EQUIPMENT

- Carbon fiber trim package (310 BR FX, 310 FX, 350 CBR FX, 350 FX, 370 FX & 400 FX only)

Performance-style, portlight-free hulls are standard on the 290 BR FX, 310 FX/BR FX, 330 CBR FX & 350 FX/CBR FX. By selecting FX features, some standard & optional equipment of base SS or BR becomes unavailable.

FORMULA FX SERIES ENGINE OPTIONS

290 BR 

Available Engine	H.P.	Liter	Top Speed	• Prop Code
Merc T-6.2L 350 ECT Bravo III	T-350	T-6.2	54-57 MPH	B III 26 ∞

310 

Available Engine	H.P.	Liter	Top Speed	• Prop Code
Merc T-8.2 MAG ECT 380 Bravo III X	T-380	T-8.2	55-58 MPH	T-B III 30 ∞
Merc T-8.2 MAG HO ECT 430 Bravo III X	T-430	T-8.2	TBD	TBD

310 BR 

330 CBR 

Available Engine	H.P.	Liter	Top Speed	• Prop Code
Merc T-8.2 MAG ECT 380 Bravo III X	T-380	T-8.2	TBD	T-B III 26 ∞
Merc T-8.2 MAG HO 430 ECT Bravo III X	T-430	T-8.2	TBD	T-B III 28 ∞

350 

Available Engine	H.P.	Liter	Top Speed	• Prop Code
Merc T-8.2 MAG HO ECT 430 Bravo III X DTS	T-430	T-8.2	53-56 MPH	T-B III 28 ∞

350 CBR 

370 

Available Engine	H.P.	Liter	Top Speed	• Prop Code
Merc T-8.2 MAG HO ECT 430 Bravo III X DTS	T-430	T-8.2	51-54 MPH	T-B III 28 ∞
Merc T-520 Bravo III XR DTS	T-520	T-8.6	TBD	T-B III XR 25 ∞

400 

Available Engine	H.P.	Liter	Top Speed	• Prop Code
Merc T-8.2 MAG HO ECT 430 Bravo III X DTS	T-430	T-8.2	49-52 MPH	T-B III 26 ∞
Merc T-520 Bravo III XR DTS	T-520	T-8.6	56-59 MPH	T-B III XR 24 ∞



LOA	40'0"	12.19 m
LOA OB Trailered	45'0"	13.72 m
Maximum Beam	12'0"	3.66 m
Approximate Weight	23,700 lbs	10,750 kg
Cabin Headroom	6'5"	1.96 m
Fuel Capacity	400 gal	1,514 L
Water Capacity	56 gal	211 L
Holding Tank Capacity	43 gal	162 L
Bridge Clearance w/mast light down	10'7"	3.22 m
Bridge Clearance w/radar, mast light down	11'5"	3.48 m
Bridge Clearance w/mast light up	13'3"	4.04 m
Draft	40"	1.02 m
Deadrise	21°	21°

Available Engines	H.P.	Liter	Top Speed	Prop Code
Mercury® Quad Verado® 300 w/Joystick Piloting	Q-300	Q-4.6	57-60	Q-EE 22 ∞
Mercury® Quad Verado® 350 w/Joystick Piloting	Q-350	Q-2.6	59-62	TQ-R4 20∞

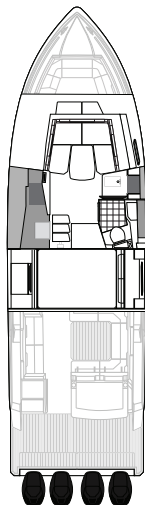
• See prop index, page 58

∞ Designates counter-rotating props (twin-prop drives)

Range

Mercury® Quad Verado® 350 w/Joystick Piloting

RPM	MPH	GAL/HR	RANGE
1000	5	5	435
1500	8	9	387
2000	10	14	285
2500	11	24	186
3000	16	32	208
3500	20	38	212
4000	22	45	195
4500	34	47	295
5000	44	56	314
5500	49	68	293
6000	58	102	240
6400	62	117	200



400 SUPER SPORT CROSSOVER STANDARD EQUIPMENT

400 SUPER SPORT CROSSOVER EXTERIOR

- NMMA Yacht Certification (Pending)
- Transferable 5-Year Formula Guard® Limited Protection Plan w/10-year Structural Warranty (USA only)
- Ashland Maxguard™ LE gelcoat
- Standard graphic in A, B or C w/Axalta™ Chroma Premier® basecoat & Imron® Elite clearcoat
- FAS™ hull w/foam-filled continuous molded structural grid
- Chemically bonded & thru-bolted deck-to-hull joint
- Heavy-duty PVC gunwale w/stainless insert
- Concealed electric windlass w/digital chain counter, 150' chain, polished stainless anchor, yacht-design thru-hull stowage & freshwater anchor washdown system
- Remote-control LED searchlight
- Stainless hardware & 316L welded rails
- Stainless custom Formula logo-cast cleats (12), fuel fills, polished engine room vent grilles, polished port lights w/screens (2) & oversized port light (1)
- Coupe top w/tinted, tempered windshield w/windshield wiper, sliding port walk-thru windshield panel & sport coupe side wings w/Lexan™ side connectors & side vents or full coupe windshield side wings, large, motorized coupe-top Taylor Made® glass sunroof w/Poseidon retractable sunshades and soft panels, blue LED accent lighting, dual flagstaff w/American & Formula flags & white dual air horn
- Rockford Fosgate® waterproof transom-mounted stereo control & two 6 1/2" JL Audio® blue LED lighted chrome-finished speakers
- Cockpit blue LED lighting system
- Integrated swim platform w/removeable stainless swim ladder, retractable safety ladder & pull-up cleats
- 120V/240V shorepower w/fail-safe galvanic isolator & 30-amp cord
- Polished stainless shorepower & cable TV inlets, transom shower w/hot/cold controls & chrome-finished city water inlet

400 SUPER SPORT CROSSOVER COCKPIT

- Continuous molded deck & cockpit liner
- Molded composite dash in Charcoal or Mocha w/floating black panels, Ritchie® compass, Dual Raymarine® Axiom 12 GPS wide-screen color chartplotters w/depth sounder, illuminated waterproof accessory rocker switches, E-T-A® circuit breakers, auxiliary 12V outlet, dual USB charging port, tilt wheel in leather wrapped stainless, lockable dash storage compartment, padded mobile device station w/dual USB charging port & blue LED accent lighting
- Mercury Digital Throttle & Shift (DTS) controls w/SmartCraft® VesselView®
- Mercury® Joystick Piloting for Outboard (JPO) w/Active Trim
- Digital switching
- Safety ignition tether & Bennett® AutoTrim Pro tab system w/switches & indicators
- Rockford Fosgate AM/FM stereo w/iPod/USB port, Bluetooth, dash-mounted stereo control w/full color display, six hardtop & four cockpit 6 1/2" JL Audio blue LED lighted chrome-finished speakers, 600W stereo amplification & 200W subwoofer
- Subscription-ready SiriusXM™ Satellite Radio
- 5 dual USB charging ports - 2 in aft cockpit, 2 in bow & 1 at sunpad

- 24 polished stainless drink holders
- Cockpit/swim platform blue/white LED courtesy lights w/remote control
- Integral 316L safety rails
- Weather-resistant cockpit seating featuring Pre-Fix® coating, Tenara® element-resistant thread, DriFast® foam & StarLite® XL synthetic marine panel construction
- Individual sit, stand or rest position triple helm & companion seats
- Two full-width helm footrests
- Dash multi-port ventilation system
- Modular wraparound bow seating/sunpad system w/triple-wide forward facing bow seating & dual armrest w/two Corian accented drink holders
- Two color-coordinated dual-height Corian bow tables w/filler cushions
- Under-cushion bow storage w/trash container, molded-in cooler & table storage
- Dedicated acrylic wind break panel
- Portside gear lockers (2) w/dedicated storage for dock lines & optional TV
- Color-coordinated cockpit galley w/custom-molded sink, Corian countertop, 120V/12V pullout cockpit refrigerator w/stainless front, trash container, paper towel holder & 120V GFCI outlet
- Galley pantry w/fire extinguisher & Cuisinart blender on door
- Portside & U-shaped aft lounges w/storage
- Powered, adjustable-height cockpit table w/woodgrain vinyl decking top, fitted Ultraleather™ table cover & filler cushion
- Aft-facing sun lounge w/multi-position backrests w/cushion & fender (4 included) storage below
- Disconnect switches for aux & start batteries
- Battery parallel emergency switches
- Woven cockpit mat
- Stainless transom gate w/inset acrylic panel
- Aft cockpit enclosure w/easy-mount zippers in color-coordinated non-fading Sunbrella® fabric w/Seamark™ vinyl undercoating

400 SUPER SPORT CROSSOVER CABIN

- Dash-integrated cabin door
- Solid wood cabin entry steps
- Walnut, Washed Oak, Baltic Birch or Gray Wash woodgrain-finish flooring throughout cabin
- Oversized Bomar cabin venting hatch w/integrated OceanAir® rollout SKYscreen & privacy shade
- Blue LED & accent lighting throughout cabin
- Ultraleather™ lounge w/dual-height Open-Grain Walnut, Open-Grain Driftwood or high-gloss Ash or Wenge wood dining table w/filler cushions
- Custom décor pillows & draperies
- Poseidon pleated blind systems
- 12,000 BTU reverse cycle air conditioner w/digital touch control
- Illuminated 120V & 12V electrical panels
- Four 6 1/2" speakers
- Three dual USB charging ports - lounge (1) & aft cabin (2)
- Aft cabin w/privacy curtain, queen-size memory foam bed w/storage at foot, pillow shams, & upholstered headboard w/storage
- Portside storage w/pullout Isotherm 120V/12V stainless refrigerator, additional drawer storage, cedar-lined hanging locker & fire extinguisher
- Electronics pylon w/Rockford Fosgate stereo remote control, air conditioning control & light switches
- Complete galley in Open-Grain Walnut, Open-

- Grain Driftwood or high-gloss Ash or Wenge finish w/storage & hardwood dovetailed drawer, full Corian countertop, Corian sink w/ glide-away Corian self-cover, concealed electric stove w/glide-away self-cover, microwave, concealed trash container, water level gauge
- Main cabin 32" LED/LCD HDTV w/Blu-ray player w/WiFi & remote HDMI/USB connections
- Demand water system w/56-gallon capacity & one-point water fill for freshwater tank and/or city water
- 120V water heater
- Molded private head compartment w/vanity, Open-Grain Walnut, Open-Grain Driftwood or high-gloss Ash or Wenge finish lower doors, Corian countertop, custom-molded sink w/Moen® faucet, porcelain Flush and Forget® VacuFlush® head w/43-gallon holding tank & dockside pumpout, shower, exhaust fan & night light
- Automatic cabin bilge pump w/high water alarm
- Carbon monoxide detectors

400 SUPER SPORT CROSSOVER EQUIPMENT ROOM

- Quad outboard engine installation w/thru-bolted engine mounts
- Motorized aft equipment room hatch lift
- Port equipment room access hatch
- Four starting & two auxiliary marine batteries w/battery retainers
- Sea chest raw-water manifold system
- Galvanic corrosion protection systems
- Bennett XPT Premier hydraulic trim tabs
- 7.5 KW/120V Westerbeke™ Low-CO gas generator w/battery
- Stainless props

400 SUPER SPORT CROSSOVER AVAILABLE EQUIPMENT

400 SUPER SPORT CROSSOVER EXTERIOR

- Flagship graphic in A, B or C full hullside color w/Axalta™ Chroma Premier® basecoat & Imron® Elite clearcoat
- Flagship Fusion full hullside multi-color fade effect w/Axalta™ Chroma Premier® basecoat & Imron® Elite clearcoat
- Full coupe windshield side wings
- Polished stainless LED bow docking lights
- Polished stainless tow eye w/shackle guard
- Six Formula logo fender clips
- Four blue LED underwater lights
- Four full-spectrum color LED underwater lights w/wireless control & 'Sound-to-Light' stereo integration
- Bow thruster
- LED spreader lights
- Woodgrain vinyl decking throughout full cockpit
- SureShade ATF™ electric power retractable sun shade
- Bow sun shade w/stainless supports
- Removable dual Stand Up Paddleboard (SUP) rack system
- Swim platform upholstered sport rail center w/six stainless drink holders & lifelines

400 SUPER SPORT CROSSOVER COCKPIT

- 18,000 BTU reverse cycle cockpit air conditioner w/multi-port ventilation & mooring windshield sun cover
- Raymarine twin Axiom XL 16 GPS widescreen color radar displays/chartplotters
- Raymarine® twin Axiom XL 16 GPS widescreen color radar displays/chartplotters w/48" open-array Magnum radar & depth sounder
- Raymarine twin Axiom XL 19 GPS widescreen color radar displays/chartplotters w/48" open-array Magnum radar & depth sounder
- Wireless iPad® digital switching control w/Launchport® inductive charging stations

- DJI Mavic Pro drone
- VHF radio w/antenna
- VHF radio w/antenna w/motorized antennas
- FLIR M232™ thermal camera
- FLIR M324S™ thermal camera
- SiriusXM Satellite Marine Weather Receiver (requires SiriusXM service)
- Mercury Theft Deterrent System
- Mercury Premium Theft Deterrent System (requires Mercury service)
- YETI® Tundra® 35 cooler w/pullout drawer
- 120V Kenyon® electric grill in aft cockpit
- Cockpit 32" LED/LCD HDTV w/Blu-ray Disc Player w/WiFi (located in cockpit galley)
- Cockpit stereo upgrade w/bow remote, bow 200W subwoofer & chartplotter control
- All-weather bow cockpit cover in color-coordinated non-fading Sunbrella® fabric w/Seamark™ vinyl undercoating
- Bow seating cockpit cover

400 SUPER SPORT CROSSOVER CABIN

- Custom quilted bedspread
- Bed linens & custom-woven towels
- Keurig® coffee maker
- Aft cabin 32" LED/LCD HDTV w/Blu-ray player w/WiFi, 120V
- Built-in WalVac® sweeper system, 120V
- Electronic security safe
- Macerator discharge
- Gray water holding system
- TracVision TV3 high-definition satellite TV system

400 SUPER SPORT CROSSOVER EQUIPMENT ROOM

- Mercury Verado white outboard engines
- Color-coordinated outboard cowl accents
- Color-coordinated complete outboard cowl graphic
- Automatic outboard flushing system
- Seakeeper® 3 gyro stabilization system, 120V
- Seakeeper® 6 gyro stabilization system, 120V





LOA	43'0"	13.11 m
LOA OB/Trailered	45'6"/47'7"	13.9/14.63 m
Maximum Beam	12'0"	3.66 m
Approximate Weight	25,720 lbs	11,666 kg
Cabin Headroom	6'6"	1.98 m
Fuel Capacity	500 gal	1,892 L
Water Capacity	56 gal	211 L
Holding Tank Capacity	43 gal	162 L
Bridge Clearance w/radar, mast light down	11'9"	3.58 m
Bridge Clearance w/mast light up	13'6"	4.11 m
Draft	41"	1.04 m
Deadrise	21°	21°

Available Engines	H.P.	Liter	Top Speed	• Prop Code
Mercury® Quad Verado® 350 w/Joystick Piloting	Q-350	Q-2.6	55-58 MPH	Q-R4 21 ∞
Mercury Racing® Quad Verado® 400R w/Joystick Piloting	Q-400	Q-2.6	59-62 MPH	Q-R4 19 ∞

• See prop index, page 58

∞ Designates counter-rotating props (twin-prop drives)

Range

Mercury Racing® Quad Verado® 400 w/Joystick Piloting

RPM	MPH	GAL/HR	RANGE
1000	6	5	540
1500	9	8	506
2000	11	13	381
2500	13	22	266
3000	14	33	191
3500	18	43	188
4000	25	52	216
4500	37	55	303
5000	44	64	309
5500	51	77	298
6000	56	93	271
6500	61	134	205
6900	62	155	180



430 SUPER SPORT CROSSOVER STANDARD EQUIPMENT

430 SUPER SPORT CROSSOVER EXTERIOR

- NMMA Yacht Certification
- Transferable 5-Year Formula Guard® Limited Protection Plan w/10-year Structural Warranty (USA only)
- Ashland Maxguard™ LE gelcoat
- Standard graphic in A, B or C w/Axalta™ Chroma Premier® basecoat & Imron® Elite clearcoat
- FAS²TECH hull w/foam-filled continuous molded structural grid
- Chemically bonded & thru-bolted deck-to-hull joint
- Heavy-duty PVC gunwale w/stainless insert
- Concealed electric windlass w/digital chain counter, 200' chain, polished stainless anchor, yacht-design thru-hull stowage & freshwater anchor washdown system
- Bow Thruster
- Remote-control LED searchlight
- Stainless hardware & 316L welded rails
- Stainless custom Formula logo-cast cleats (12), fuel fills, polished engine vent grilles, polished port lights w/screens (2) & oversized port lights (2)
- Coupe top w/tinted, tempered windshield w/windshield wiper, port walk-thru door & sport coupe side wings w/side connectors & side vents or full coupe windshield side wings, large, motorized coupe-top Taylor Made® glass sunroof w/Poseidon retractable sunshades and soft panels, blue LED accent lighting, dual flagstaff w/flush mount LED spreader lights, American & Formula flags & white dual air horn
- Rockford Fosgate® waterproof transom-mounted stereo control & two 6 1/2" JL Audio® blue LED lighted chrome-finished speakers
- Cockpit blue LED lighting system
- Woodgrain vinyl decking on swim platform
- Integrated swim platform w/removeable stainless swim ladder, retractable safety ladder & pull-up cleats
- Concealed SureShade ATF™ electric power retractable sun shade
- 120V/240V shorepower w/fail-safe galvanic isolator & 50-amp cord w/Glendingning motorized extend/retract & storage system w/remote control
- Port utility locker w/polished stainless shorepower & cable TV inlets, transom shower w/hot/cold controls & chrome-finished city water inlet

430 SUPER SPORT CROSSOVER COCKPIT

- Continuous molded deck & cockpit liner
- Molded composite dash in Charcoal or Mocha w/Liquid Black panels, Ritchie® compass, Dual Raymarine® Axiom XL 16 GPS widescreen color chartplotters w/depth sounder, illuminated waterproof accessory rocker switches, E-T-A® circuit breakers, auxiliary 12V outlet, two dual USB charging ports, tilt wheel in leather wrapped stainless & lockable dash storage compartment
- Mercury Digital Throttle & Shift (DTS) controls w/SmartCraft® VesselView®
- Mercury® Joystick Piloting for Outboard (JPO) w/Active Trim
- Digital switching w/helm-mounted dedicated Raymarine Axiom 9 display & wireless iPad control
- Mercury® Theft Deterrent System
- VHF radio w/antenna
- Safety ignition tether & Bennett® AutoTrim Pro tab system w/switches & indicators
- Rockford Fosgate AM/FM stereo w/iPod/USB port, Bluetooth, dash-mounted stereo control w/full color display, six hardtop & four cockpit 6 1/2" JL

Audio blue LED lighted chrome-finished speakers, iPod/MP3 port, 600W stereo amplification & two 200W subwoofers

- Subscription-ready SiriusXM™ Satellite Radio
- 7 dual USB charging ports - 3 in aft cockpit, 3 in bow & 1 at sunpad
- 25 polished stainless drink holders
- Cockpit/swim platform blue/white LED courtesy lights w/remote control
- Integral 316L safety rails
- Weather-resistant cockpit seating featuring Pre-Fixx® coating, Tenara® element-resistant thread, DriFast® foam & StarLite® XL synthetic marine panel construction
- Individual sit, stand or rest position triple helm & companion seats
- Powered adjustable triple helm seat footrests w/ woodgrain vinyl decking tops
- Dash & helm seat multi-port ventilation system
- Pullout Yeti® Tundra® 35 cooler
- Modular wraparound bow seating/sunpad system w/triple-wide forward facing bow seating & dual armrest w/two Corian accented drink holders
- Two powered, adjustable-height bow tables w/woodgrain vinyl decking tops & filler cushions
- Under-cushion bow storage w/trash container, twin molded-in coolers & filler cushion storage
- Bow sun shade w/stainless supports
- Dedicated acrylic wind breaker panel
- Portside gear lockers (2) w/dedicated storage for dock lines & optional TV
- Color-coordinated cockpit galley w/custom-molded sink, Corian countertop, 120V/12V pullout cockpit refrigerator w/stainless front, 3 Starboard® drawers, trash container, paper towel holder, 120V GFCl outlet & fire extinguisher
- Galley pantry w/Cuisinart blender on door
- Portside & U-shaped aft lounges w/storage
- Powered, adjustable-height cockpit table w/woodgrain vinyl decking top & filler cushion
- Aft-facing sun lounge w/multi-position backrests w/cushion & fender (4 included) storage below
- Disconnect switches for aux & start batteries
- Battery parallel emergency switches
- Woven cockpit mat
- Stainless transom gate
- Aft cockpit enclosure w/easy-mount zippers in color-coordinated non-fading Sunbrella® fabric w/Seamark™ vinyl undercoating

430 SUPER SPORT CROSSOVER CABIN

- Dash-integrated cabin door w/personal electronics storage compartment
- Solid wood cabin entry steps
- Walnut, Washed Oak, Baltic Birch or Gray Wash woodgrain-finish flooring throughout cabin
- Tinted cabin skylight with Poseidon retractable sun shade
- Two sliding portside cabin windows w/screens
- Blue LED & accent lighting throughout cabin
- Ultraleather™ lounge & powered adjustable-height, Open-Grain Walnut, Open-Grain Driftwood or high-gloss Ash or Wenge wood table w/filler cushions
- Custom décor pillows & draperies
- Poseidon pleated blind systems
- 16,000 BTU reverse cycle air conditioner w/digital touch control
- Illuminated 120V & 12V electrical panels
- Four 6 1/2" JL Audio blue LED lighted chrome-finished speakers

- Four dual USB charging ports – lounge (2) & aft cabin (2)
- Aft cabin w/privacy curtain, queen-size memory foam bed, pillow shams, upholstered headboard w/storage, entertainment module/storage unit w/32" LED/LCD HDTV w/soundbar & Blu-ray player w/WiFi & LaunchPort inductive iPad charging system
- Aft cabin remote stereo volume control
- Portside storage w/pullout Vitrifrigo 120V/12V stainless refrigerator, additional cupboard & drawer storage & cedar-lined hanging locker
- Electronics pylon w/Rockford Fosgate stereo remote control, air conditioning, light & table switches & LaunchPort inductive iPad charging system
- Complete galley in Open-Grain Walnut, Open-Grain Driftwood or high-gloss Ash or Wenge finish w/storage & hardwood dovetailed drawers, blue LED-lit cabinet showcase w/tempered stemware & tumblers, full Corian countertop, Corian sink w/Elka® folding swivel spout & glide-away Corian self-cover, concealed electric stove w/glide-away self-cover/cutting board & safety switch, microwave, Cuisinart® blender, concealed trash container, water level gauge & fire extinguisher
- Main cabin 32" LED/LCD HDTV w/soundbar & Blu-ray player w/WiFi & remote HDMI/USB connections
- Demand water system w/56-gallon capacity & one-point water fill for freshwater tank and/or city water
- 120V water heater
- Molded private head compartment w/vanity, Open-Grain Walnut, Open-Grain Driftwood or high-gloss Ash or Wenge finish doors, Corian countertop, custom-molded sink w/wall-mounted faucet, porcelain Flush and Forget® VacuFlush® head w/43-gallon holding tank & dockside pumpout, shower area w/Corian seat, exhaust fan & night light
- Built-in WalVac® sweeper system
- Automatic cabin bilge pump w/high water alarm
- Carbon monoxide detectors

430 SUPER SPORT CROSSOVER EQUIPMENT ROOM

- Quad outboard engine installation w/thru-bolted engine mounts
- Automatic outboard flushing system
- Motorized aft equipment room hatch lift
- Port equipment room access hatch
- Four starting & two auxiliary marine batteries w/battery retainers
- Galvanic corrosion protection systems
- Bennett XPT Premier hydraulic trim tabs
- 11 KW/120V diesel generator w/sound shield & battery
- Stainless props

430 SUPER SPORT CROSSOVER AVAILABLE EQUIPMENT

430 SUPER SPORT CROSSOVER EXTERIOR

- Flagship graphic in A, B or C full hullside color w/Axalta™ Chroma Premier® basecoat & Imron® Elite clearcoat
- Flagship Fusion full hullside multi-color fade effect w/Axalta™ Chroma Premier® basecoat & Imron® Elite clearcoat
- Polished stainless LED bow docking lights
- Polished stainless tow eye w/shackle guard
- Six Formula logo fender clips
- Four blue LED underwater lights
- Four full-spectrum color LED underwater lights w/wireless control & 'Sound-to-Light' stereo integration
- Woodgrain vinyl decking throughout full cockpit
- Removable dual Stand Up Paddleboard (SUP) rack system
- Swim platform upholstered sport rail center w/six stainless drink holders & lifelines

430 SUPER SPORT CROSSOVER COCKPIT

- 30,000 BTU reverse cycle cockpit air conditioner
- Raymarine® twin Axiom XL 16 GPS widescreen color radar displays/chartplotters w/48" open-array Magnum radar & depth sounder
- Raymarine® twin Axiom XL 24 GPS widescreen color radar displays/chartplotters w/48" open-array Magnum radar & depth sounder
- Raymarine triple Axiom XL 16 GPS widescreen color radar displays/chartplotters w/48" open-array Magnum radar & depth sounder
- DJI Mavic Pro drone
- VHF radio w/antenna w/motorized antennas
- FLIR M232 thermal camera

- FLIR M324S thermal camera
- FLIR M625S thermal camera
- SiriusXM Satellite Marine Weather Receiver (requires SiriusXM service)
- Mercury Premium Theft Deterrent System (requires Mercury service)
- 240V Gaggenau® electric grill in aft cockpit
- Cockpit 32" LED/LCD HDTV w/Blu-ray Disc Player w/WiFi (located in cockpit galley)
- Portside seat w/insulated 75-gallon cooler & macerator discharge
- Portside seat w/75-gallon insulated cooler w/refrigerator/freezer coils, digitally controlled thermostat & macerator discharge, 120V
- All-weather bow cockpit cover in color-coordinated non-fading Sunbrella® fabric w/Seamark™ vinyl undercoating
- Bow seating cockpit cover

430 SUPER SPORT CROSSOVER CABIN

- Custom quilted bedspread
- Bed linens & custom-woven towels
- Keurig® coffee maker
- Electronic security safe
- Macerator discharge
- Gray water holding system
- TracVision TV3 high-definition satellite TV system

430 SUPER SPORT CROSSOVER EQUIPMENT ROOM

- Mercury Verado white outboard engines
- Color-coordinated outboard cowl accents
- Color-coordinated complete outboard cowl graphic
- Seakeeper® 6 gyro stabilization system, 120V



LOA	43'0"	13.11 m
LOA OB/Trailer	45'6"/47'7"	13.9/14.63 m
Maximum Beam	12'0"	3.66 m
Approximate Weight	26,600 lbs	12,066 kg
Cabin Headroom	6'6"	1.98 m
Fuel Capacity	500 gal	1,892 L
Water Capacity	56 gal	211 L
Holding Tank Capacity	43 gal	162 L
Bridge Clearance w/radar, mast light down	11'9"	3.58 m
Bridge Clearance w/mast light up	13'6"	4.11 m
Draft	43"	1.09 m
Deadrise	21°	21°

Available Engines

Mercury® Quad Verado® 350

w/Joystick Piloting

Mercury Racing® Quad Verado® 400R

w/Joystick Piloting

H.P. Liter Top Speed • Prop Code

Q-350 Q-2.6 TBD TBD

Q-400 Q-2.6 56-59 MPH Q-R4 18 ∞

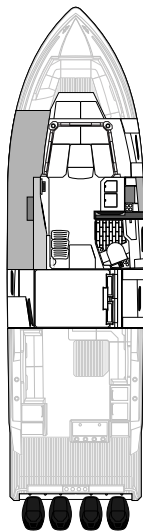
• See prop index, page 58

∞ Designates counter-rotating props (twin-prop drives)

Range

Mercury Racing® Quad Verado® 400R w/Joystick Piloting

RPM	MPH	GAL/HR	RANGE
1000	5	5	511
1500	8	8	456
2000	10	12	355
2500	11	21	236
3000	12	33	162
3500	16	45	163
4000	23	53	192
4500	30	57	241
5000	41	65	289
5500	48	82	264
6000	53	109	221
6500	56	149	170
6900	59	153	174



430 ALL SPORT CROSSOVER STANDARD EQUIPMENT**430 ALL SPORT CROSSOVER EXTERIOR**

- NMMA Yacht Certification
- Transferable 5-Year Formula Guard® Limited Protection Plan w/10-year Structural Warranty (USA only)
- Ashland Maxguard™ LE gelcoat
- Standard graphic in A, B or C w/Axalta™ Chroma Premier® basecoat & Imron® Elite clearcoat
- FASTeCH hull w/foam-filled continuous molded structural grid
- Chemically bonded & thru-bolted deck-to-hull joint
- Heavy-duty PVC gunwale w/stainless insert
- Concealed electric windlass w/digital chain counter, 200' chain, polished stainless anchor, yacht-design thru-hull stowage & freshwater anchor wash down system
- Bow thruster
- Remote-control LED searchlight
- Stainless hardware & 316L welded rails
- Stainless custom Formula logo-cast cleats (12), fuel fills, polished vent grilles, polished port lights w/screens (2) & oversized port lights (2)
- Chrome Illusion Metallic vent caps w/drink holders/rod holders (4)
- Coupe top w/tinted, tempered windshield w/windshield wiper, port walk-thru door & sport coupe side wings w/side connectors & side vents or full coupe windshield side wings, large, motorized coupe-top Taylor Made® glass sunroof w/Poseidon retractable sunshades and soft panels, blue LED accent lighting, dual flagstaff w/flush mount LED spreader lights, American & Formula flags & white dual air horn
- Rockford Fosgate® waterproof transom-mounted stereo control & two 6 1/2" JL Audio® blue LED lighted chrome-finished speakers
- Cockpit blue LED lighting system
- Woodgrain vinyl decking on swim platform
- Starboard utility locker w/storage for gaff, boat hook, mop & dock lines (items not included) & raw water wash down port
- Aft-facing double-wide flip-down jump seat
- Integrated swim platform w/removable stainless swim ladder, retractable safety ladder & pull-up cleats
- 120V/240V shorepower w/fail-safe galvanic isolator & 50-amp cord w/Glennin motorized extend/retract & storage system w/remote control
- Port utility locker w/polished stainless shorepower & cable TV inlets, transom shower w/hot/cold controls & chrome-finished city water inlet
- Concealed SureShade ATF™ electric power retractable sun shade
- Aft hinged flip-down bench seat
- Swim platform upholstered sport rail center w/six integrated stainless rod holders, four stainless drink holders & lifelines

430 ALL SPORT CROSSOVER COCKPIT

- Continuous molded deck & cockpit liner
- Molded composite dash in Charcoal or Mocha w/Liquid Black panels, Ritchie® compass, Dual Raymarine® Axiom XL 16 GPS widescreen color chartplotters w/digital depth sounder, illuminated waterproof accessory rocker switches, E-T-A® circuit breakers, auxiliary 12V outlet, two dual USB charging ports, tilt wheel in leather wrapped stainless & lockable dash storage compartment
- Mercury Digital Throttle & Shift (DTS) controls w/SmartCraft® VesselView®

- Mercury® Joystick Piloting for Outboard (JPO) w/Active Trim
- Digital switching w/helm-mounted dedicated Raymarine Axiom 9 display & wireless iPad control
- Mercury® Theft Deterrent System
- VHF radio w/antenna
- Safety ignition tether & Bennett® AutoTrim Pro tab system w/switches & indicators
- Rockford Fosgate AM/FM stereo w/iPod/USB port, Bluetooth, dash-mounted stereo control w/full color display, six hardtop & four cockpit 6 1/2" JL Audio blue LED lighted chrome-finished speakers, iPod/MP3 port, 600W stereo amplification & two 200W subwoofers
- Subscription-ready SiriusXM™ Satellite Radio
- 7 dual USB charging ports - 3 in aft cockpit, 3 in bow & 1 at sun pad
- 24 polished stainless drink holders
- Cockpit/swim platform blue/white LED courtesy lights w/remote control
- Integral 316L safety rails
- Weather-resistant cockpit seating featuring Pre-Fix® coating, Tenara® element-resistant thread, DrIFast® foam & StarLite® XL synthetic marine panel construction
- Individual sit, stand or rest position triple helm & companion seats
- Powered adjustable triple helm seat footrests w/woodgrain vinyl decking tops
- Dash & helm seat multi-port ventilation system
- Pullout Yeti® Tundra® 35 cooler
- Modular wraparound bow seating/sunpad system w/triple-wide forward facing bow seating & dual armrest w/two Corian accented drink holders
- Two powered, adjustable-height bow tables w/woodgrain vinyl decking tops & filler cushions
- Under-cushion bow storage w/trash container, twin molded-in coolers & filler cushion storage
- Bow sun shade w/stainless supports
- Dedicated acrylic wind breaker panel
- Portside gear lockers (2) w/dedicated storage for dock lines & optional TV
- Color-coordinated cockpit galley w/custom-molded sink, Corian countertop, 120V/12V pullout cockpit refrigerator w/stainless front, three Starboard® drawers, trash container, paper towel holder, 120V GFCI outlet & fire extinguisher
- Galley pantry w/Cuisinart blender on door
- L-shaped aft lounge w/storage
- Powered, adjustable-height cockpit table w/woodgrain vinyl decking top & filler cushion
- Disconnect switches for aux & start batteries
- Battery parallel emergency switches
- Bait prep station w/fresh water sink, paper towel holder, cutting station w/removable cutting board, retractable raw water spray wash down hose, tackle drawer & fishing supply storage & accessory switch panel
- 55-gallon pressurized livewell w/dive tank storage inserts, thru-hull drain w/stand pipe, fill mixer, window, lid, blue/white lighting & four stainless drink holder/rod holders
- Digital switching controlled, automatic livewell pump system w/primary & backup raw water pumps
- Portside seat w/insulated 75-gallon fish box & macerator discharge
- Woven cockpit mat
- Stainless transom gate
- Aft cockpit enclosure w/easy-mount zippers in color-coordinated non-fading Sunbrella® fabric w/Seamark™ vinyl undercoating

430 ALL SPORT CROSSOVER CABIN

- Dash-integrated cabin door w/personal electronics storage compartment
- Solid wood cabin entry steps
- Walnut, Washed Oak, Baltic Birch or Gray Wash woodgrain-finish flooring throughout cabin
- Tinted cabin skylight with Poseidon retractable sun shade
- Two sliding portside cabin windows w/screens
- Blue LED & accent lighting throughout cabin
- Ultraleather™ lounge & powered adjustable-height, Open-Grain Walnut, Open-Grain Driftwood or high-gloss Ash or Wenge wood table w/filler cushions
- Custom décor pillows & draperies
- Poseidon pleated blind systems
- 16,000 BTU reverse cycle air conditioner w/digital touch control
- Illuminated 120V & 12V electrical panels
- Four 6 1/2" JL Audio blue LED lighted chrome-finished speakers
- Four dual USB charging ports – lounge (2) & aft cabin (2)
- Aft cabin w/privacy curtain, queen-size memory foam bed, pillow shams, upholstered headboard w/storage, entertainment module/storage unit w/32" LED/LCD HDTV w/soundbar & Blu-ray player w/WiFi & LaunchPort inductive iPad charging system
- Aft cabin remote stereo volume control
- Portside storage w/pullout Vitrifigo 120V/12V stainless refrigerator, additional cupboard & drawer storage & cedar-lined hanging locker
- Electronics pylon w/Rockford Fosgate stereo remote control, air conditioning, light & table switches & LaunchPort inductive iPad charging system
- Complete galley in Open-Grain Walnut, Open-Grain Driftwood or high-gloss Ash or Wenge finish w/storage & hardwood dovetailed drawers, blue

430 ALL SPORT CROSSOVER AVAILABLE EQUIPMENT**430 ALL SPORT CROSSOVER EXTERIOR**

- Flagship graphic in A, B or C full hullside color w/Axalta™ Chroma Premier® basecoat & Imron® Elite clearcoat
- Flagship Fusion full hullside multi-color fade effect w/Axalta™ Chroma Premier® basecoat & Imron® Elite clearcoat
- Electronically operated telescoping carbon fiber outriggers w/ultimate rigging kit
- Polished stainless LED bow docking lights
- Polished stainless tow eye w/shackle guard
- Six Formula logo fender clips
- Four blue LED underwater lights
- Four full-spectrum color LED underwater lights w/wireless control & 'Sound-to-Light' stereo integration
- Woodgrain vinyl decking throughout full cockpit
- Removable dual Stand Up Paddleboard (SUP) rack system

430 ALL SPORT CROSSOVER COCKPIT

- 30,000 BTU reverse cycle cockpit air conditioner
- Raymarine® twin Axiom XL 16 GPS widescreen color radar displays/chartplotters w/48" open-array Magnum radar & depth sounder
- Raymarine® twin Axiom XL 24 GPS widescreen color radar displays/chartplotters w/48" open-array Magnum radar & depth sounder
- Raymarine triple Axiom XL 16 GPS widescreen color radar displays/chartplotters w/48" open-array Magnum radar & depth sounder
- DJI Mavic Pro drone
- VHF radio w/antenna w/motorized antennas

- LED-lit cabinet showcase w/tempered stemware & tumblers, full Corian countertop, Corian sink w/Elka® folding swivel spout & glide-away Corian self-cover, concealed electric stove w/glide-away self-cover/cutting board & safety switch, microwave, concealed trash container, water level gauge & fire extinguisher
- Main cabin 32" LED/LCD HDTV w/soundbar & Blu-ray player w/WiFi & remote HDMI/USB connections
- Demand water system w/56-gallon capacity & one-point water fill for freshwater tank and/or city water
- 120V water heater
- Molded private head compartment w/vanity, Open-Grain Walnut, Open-Grain Driftwood or high-gloss Ash or Wenge finish doors, Corian countertop, custom-molded sink w/wall-mounted faucet, porcelain Flush and Forget® VacuFlush® head w/43-gallon holding tank & dockside pumpout, shower area w/Corian seat, exhaust fan & night light
- Built-in WalVac® sweeper system
- Automatic cabin bilge pump w/high water alarm
- Carbon monoxide detectors
- Dedicated rod storage

430 ALL SPORT CROSSOVER EQUIPMENT ROOM

- Quad outboard engine installation w/thru-bolted engine mounts
- Automatic outboard flushing system
- Port and starboard equipment room access hatches
- Four starting & two auxiliary marine batteries w/battery retainers
- Sea chest raw-water manifold system
- Galvanic corrosion protection systems
- Bennett XPT Premier hydraulic trim tabs
- 11 KW/120V diesel generator w/sound shield & battery
- Stainless props

- Raymarine 1,000W CHIRP™ transducer

- FLIR M232 thermal camera
- FLIR M324S thermal camera
- FLIR M625S thermal camera
- Mercury remote joystick
- SiriusXM Satellite Marine Weather Receiver (requires SiriusXM service)
- Mercury Premium Theft Deterrent System (requires Mercury service)
- 240V Gaggenau® electric grill in aft cockpit
- Cockpit 32" LED/LCD HDTV w/stereo audio connection, Blu-ray Disc Player w/WiFi (located in cockpit galley)
- Fish box refrigerator/freezer coils w/digitally controlled thermostat, 120V
- All-weather bow cockpit cover in color-coordinated non-fading Sunbrella® fabric w/Seamark™ vinyl undercoating
- Bow seating cockpit cover

430 ALL SPORT CROSSOVER CABIN

- Custom quilted bedspreed
- Bed linens & custom-woven towels
- Keurig® coffee maker
- Electronic security safe
- Macerator discharge
- Gray water holding system
- TracVision TV3 high-definition satellite TV system

430 ALL SPORT CROSSOVER EQUIPMENT ROOM

- Mercury Verado white outboard engines
- Color-coordinated outboard cowl accents
- Color-coordinated complete outboard cowl graphic
- Seakeeper® 6 gyro stabilization system, 120V



LOA	33'1"	10.08 m
LOA Less Bow Platform	31'8"	9.65 m
LOA w/Extended Swim Platform	35'0"	10.67 m
Maximum Beam	11'0"	3.35 m
Approximate Weight	14,100 lbs	6,396 kg
Cabin Headroom	6'4"	1.93 m
Fuel Capacity	166 gal	628 L
Water Capacity	50 gal	189 L
Holding Tank Capacity	40 gal	151 L
Bridge Clearance	10'4"	3.15 m
Draft	34"	.86 m
Deadrise	18°	18°

- 7.5 KW/120V low-CO emissions gas generator w/battery (opt.)
- 12,000 BTU reverse cycle air conditioner w/digital climate control (opt.)

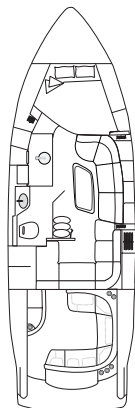
Available Engines	H.P.	Liter	Top Speed	• Prop Code
Merc T-6.2L 350 ECT Bravo III DTS	T-350	T-6.2	44-47MPH	T-B III 22.5∞
Merc T-8.2 MAG ECT 380 Bravo III X DTS	T-380	T-8.2	46-49 MPH	T-B III 24 ∞
Volvo T-V8-350CE 5.3L Duoprop EVC	T-320	T-5.3	41-44 MPH	T-DP FH5 ∞
Volvo T-V8-380CE 6.2L Duoprop EVC	T-380	T-6.2	TBD	TBD
Ilmor T-MV8 6.0L OPS 380 One Drive	T-380	T-6.0	TBD	TBD

- See prop index, page 58
- ∞ Designates counter-rotating props (twin-prop drives)

Range

Merc Twin 6.2L 350 ECT Bravo III

RPM	MPH	GAL/HR	RANGE
1500	7	5	218
2000	9	8	155
2500	11	13	127
3000	21	16	192
3500	27	19	215
4000	34	25	200
4500	39	33	173
5000	44	44	149
5400	47	65	109



31 PC STANDARD EQUIPMENT

31 PC EXTERIOR

- NMMA Yacht/CE Certification
- Transferable 5-Year Formula Guard® Limited Protection Plan w/10-year Structural Warranty (USA only)
- Ashland Maxguard™ LE gelcoat
- Standard graphic in A or B w/Axalta™ Chroma Premier® basecoat & Imron® Elite clearcoat
- Pressure-treated Perma Panel™ structural hull matrix
- Foam-filled hull cavities
- Chemically bonded & thru-bolted deck-to-hull joint
- Heavy-duty PVC gunwale w/stainless insert
- Integrated bow platform
- Electric windlass w/chain counter, 200' chain, polished stainless anchor, remote control & freshwater anchor washdown system
- Concealed anchor davit w/fiberglass chain locker
- Polished remote-control searchlight
- Stainless hardware & 316L welded rails
- Stainless custom Formula logo-cast cleats (10), fuel fills, polished deck trim, polished Bomar® cabin venting hatches w/screens (2), forward Bomar cabin venting hatch w/integrated OceanAir® rollout SKYscreen & privacy shade & polished port lights w/screens (4)
- Nonskid foredeck center walkway & walk-around
- Two cockpit-coordinated vinyl deck sunpads w/DriFast® foam & 316L rails
- Tinted, tempered curved-glass windshield w/center walk-thru, polished stainless frame & windshield wipers
- Radar arch w/mast light & white dual air horn
- Clarion® waterproof transom-mounted stereo control
- Extended integrated swim platform w/concealed stainless swim ladder & pull-up cleats
- Transom shower w/hot & cold controls
- Molded transom trunk w/pneumatic lifts, fender storage, four fenders, aux 12V outlet, storage for cockpit tables & cushions
- 120V shorepower w/fail-safe galvanic isolator & two 30-amp cords
- Polished stainless shorepower, cable TV & phone inlets & chrome-finished city water inlet

31 PC COCKPIT

- Continuous molded deck & cockpit liner
- Molded in-dash deck access steps w/316L stainless handrail
- Molded fiberglass dash in Charcoal or Mocha w/high gloss Liquid Black, Charcoal Woodgrain or Dark Woodgrain panels, Ritchie® compass, Raymarine® Axiom 7 DV GPS chartplotter w/digital depth sounder & remote keypad, illuminated instrumentation w/chrome bezels, illuminated waterproof accessory rocker switches w/E-T-A® circuit breakers, aux 12V outlet, dual USB charging port & tilt wheel in leather wrapped stainless
- Electronic shift & throttle control
- Bennett® trim tab switches & indicators
- Mercury Marine® Active Trim system (standard w/Merc engines)
- Mercury DTS w/SmartCraft™ VesselView™, Volvo EVC w/7" engine display or w/Ilmor electronic shift & throttle w/MERLIN Digital Dashboard
- Clarion® dash-mounted stereo control, four 6 1/2" speakers, 200W amplification & iPod™/MP3 port

- 3 dual USB charging ports - 2 in cockpit & 1 at sunpad
- 12 polished stainless drink holders
- Cockpit/swim platform blue/white LED lights w/remote control
- Integral 316L safety rails
- Weather-resistant cockpit seating featuring PreFixx® coating, Tenara® element-resistant thread, DriFast® foam & StarLite® XL synthetic marine panel construction
- Dual position twin command seating
- Port & aft U-shaped lounge seating w/fiberglass-lined storage, two color-coordinated dual-height cockpit tables w/Corian® tops & sunpad inserts
- Color-coordinated molded wetbar w/integrated sink, Corian countertop, trash container, 316L stainless safety rail, 120V GFCI outlet & fire extinguisher
- Disconnect switches for aux & start batteries
- Battery parallel emergency switch
- Woven cockpit mat
- Pneumatic-assist transom door
- Bimini top, front & side curtains w/easy-mount zippers & extended aft enclosure in color-coordinated non-fading Sunbrella® fabric w/Seamark™ vinyl undercoating

31 PC CABIN

- Sliding/locking cabin door
- Solid wood cabin entry steps
- Washed Oak, Baltic Birch or Gray Wash woodgrain-finish flooring
- Forward double berth w/memory foam mattress, privacy curtain, drawer storage & pillow shams
- Cedar-lined forward hanging locker w/automatic light
- Curved Ultraleather™ sofa seating, dual-height, Open-Grain Walnut, Open-Grain Driftwood or high-gloss Ash or Wenge wood dining tables & filler cushions
- Custom décor pillows & draperies
- OceanAir Skysol pleated blind system in galley
- Cabinetry in Open-Grain Walnut, Open-Grain Driftwood or high-gloss Ash or Wenge finish
- Illuminated 120V & 12V electrical panels
- 32" LED/LCD HDTV w/auxiliary HDMI input, Blu-ray Disc player w/WiFi in main salon & dockside access cord
- Clarion® AM/FM stereo w/iPod/USB docking station, Bluetooth & two 6" x 9" speakers
- Subscription-ready SiriusXM™ Satellite Radio
- Three dual USB charging ports – forward berth, lounge & aft cabin
- Ultraleather aft cabin lounge/double berth, removeable Open-Grain Walnut, Open-Grain Driftwood or high-gloss Ash or Wenge wood cocktail table & privacy enclosure
- Cedar-lined aft cabin hanging locker w/automatic light
- Aft storage compartment
- Complete galley in Open-Grain Walnut, Open-Grain Driftwood or high-gloss Ash or Wenge finish w/storage & hardwood dovetailed drawers, full Corian countertop, blue LED-lit cabinet showcase w/tempered stemware & tumblers, beverage center, polished stainless sink w/swivel faucet, concealed 2-burner electric stove w/safety switch, 120V/12V stainless refrigerator, microwave oven,

- Keurig® coffee maker, concealed in-counter trash container & fire extinguisher
- Demand water system w/50-gallon capacity
- 120V water heater w/heat exchanger
- Molded private head compartment w/molded vanity, lower doors in Open-Grain Walnut, Open-Grain Driftwood or high-gloss Ash or Wenge finish, Corian counter, stainless sink, Washed Oak, Baltic Birch or Gray Wash woodgrain flooring, VacuFlush® head w/40-gallon holding tank & dockside pumpout, shower & exhaust fan
- Two carbon monoxide detectors

31 PC AVAILABLE EQUIPMENT

31 PC EXTERIOR

- Flagship graphic in A or B full hullside color w/Axalta™ Chroma Premier® basecoat & Imron® Elite clearcoat
- Polished stainless LED bow docking lights
- Six Formula logo fender clips
- Three blue LED underwater lights
- Extended Water Sport swim platform w/four drink holders and under mount stainless swim ladder
- Extended Water Sport swim platform w/four drink holders and under mount swim seat & boarding step
- Woodgrain vinyl decking on swim platform
- Woodgrain vinyl decking on swim platform & full cockpit
- Woodgrain vinyl decking on swim platform & extended water sport swim platform
- Woodgrain vinyl decking on swim platform, extended water sport swim platform & full cockpit
- Transom-mounted stainless propane grill w/infrared technology, stainless shelf & carrying case

31 PC COCKPIT

- VHF radio w/antenna
- MerCruiser® Joystick Piloting for Sterndrives (JPS) docking system w/Active Trim
- Volvo sterndrive joystick control
- Ilmor One Touch™ joystick vessel control
- JL Audio® blue LED lighted chrome-finished cockpit speakers w/two additional 6 1/2" speakers & 200W lighted cockpit subwoofer
- Raymarine® Axiom Pro 9 S GPS widescreen color chartplotter w/depth
- Raymarine® Axiom Pro 12 S GPS widescreen color chartplotter w/depth
- Raymarine® Axiom Pro 9 S GPS widescreen color radar display/chartplotter w/24" dome-array HD radar & depth sounder
- Raymarine® Axiom Pro 12 S GPS widescreen color radar display/chartplotter w/24" dome-array HD radar & depth sounder
- SiriusXM Satellite Radio Marine Weather Receiver (requires SiriusXM service)

31 PC ENGINE ROOM

- Twin engine installation w/thru-bolted engine mounts
- Motorized hatch lift, courtesy lighting, fume detector & automatic fire extinguisher
- Twin start & aux batteries w/retainers & 60-amp battery charger
- Galvanic corrosion protection systems
- Bilge blowers, automatic bilge pump & high water alarm
- Bennett® hydraulic trim tabs
- Stainless props

- Bennett® AutoTrim Pro tab system w/switches & indicators
- Cockpit 120V/12V pullout refrigerator w/stainless front or 120V cockpit ice maker
- Cockpit heater (not available w/Ilmor)
- Cockpit blue LED lighting system
- Aft-facing sun lounge w/multi-position backrests & trunk storage w/pneumatic lifts, fender storage, four fenders, storage for cockpit tables & cushions & two 6 1/2" speakers (requires Extended Water Sport swim platform)
- Light-duty cockpit cover in color-coordinated non-fading Sunbrella® fabric – top of windshield
- All-weather cockpit cover in color-coordinated non-fading Sunbrella® fabric w/Seamark™ vinyl undercoating – over windshield

31 PC CABIN

- Custom quilted bedspread
- Bed linens & custom-woven towels
- Cuisinart® blender
- Aft cabin 24" LED/LCD HDTV w/Blu-ray Disc player w/WiFi
- 12,000 BTU reverse cycle air conditioner w/digital climate control
- 1500W/120V cabin heater
- Built-in WalVac® sweeper system w/easy access wall plate
- Electronic security safe
- Macerator discharge
- Gray water holding system

31 PC ENGINE ROOM

- Mercury® SeaCore™ saltwater protection system w/remote access flush inlet
- Volvo OceanX™ saltwater protection system w/remote access flush inlet
- Engine freshwater flush system w/remote access flush inlet
- 7.5 KW/120V low-CO emissions gas generator w/battery
- Raw water strainers (Ilmor only)



LOA	35'7"	10.85 m
LOA Less Bow Platform	34'3"	10.44 m
LOA w/Extended Swim Platform	38'4"	11.68 m
Maximum Beam	11'6"	3.51 m
Approximate Weight (gas/diesel)	15,710/16,110 lbs	7,126/7,307 kg
w/hardtop (gas/diesel)	16,510/16,910 lbs	7,489/7,670 kg
Cabin Headroom	6'8"	2.03 m
Fuel Capacity	190 gal	719 L
Water Capacity	57 gal	216 L
Holding Tank Capacity	40 gal	151 L
Bridge Clearance	11'4"	3.45 m
Bridge Clearance w/hardtop, sat. tv & mast light	14'0"	4.27 m
Draft	36"	.91 m
Deadrise	18°	18°

- 7.5 KW/120V low-CO emissions gas generator w/battery (opt.)
or 8.5 KW/120V diesel generator w/sound shield & battery (opt.)
- 18,000 BTU reverse cycle air conditioner w/digital climate control

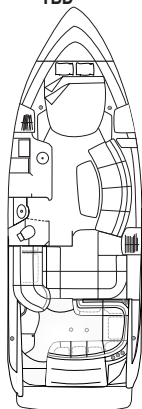
Available Engines	H.P.	Liter	Top Speed	Prop Code
Merc T-8.2 MAG ECT 380 Bravo III X JPS	T-380	T-8.2	44-47 MPH	T-B III 22.5 ∞
Volvo T-V8-380CE 6.0L Duoprop w/Joystick	T-380	T-6.0	TBD	TBD
Volvo T-D4-300 Duoprop Diesel w/Joystick	T-300	T-3.7	39-42 MPH	T-DP G7 ∞
Ilmor T-MV8 6.0L OPS 380 One Drive w/One Touch™ Joystick	T-380	T-6.0	TBD	TBD

- See prop index, page 58
- ∞ Designates counter-rotating props (twin-prop drives)

Range

Merc Twin 8.2 MAG ECT 380 Bravo III X DTS

RPM	MPH	GAL/HR	RANGE
1500	8	8	187
2000	9	12	131
2500	11	20	91
3000	14	25	93
3500	29	31	164
4000	36	38	161
4500	41	51	140
5000	47	66	121



34 PC STANDARD EQUIPMENT

34 PC EXTERIOR

- NMMA Yacht/CE Certification
- Transferable 5-Year Formula Guard® Limited Protection Plan
- w/10-year Structural Warranty (USA only)
- Ashland Maxguard™ LE gelcoat
- Standard graphic in A or B w/Axalta™ Chroma Premier® basecoat & Imron® Elite clearcoat
- Pressure-treated Perma Panel™ structural hull matrix
- Foam-filled hull cavities
- Chemically bonded & thru-bolted deck-to-hull joint
- Heavy-duty PVC gunwale w/stainless insert
- Integrated bow platform
- Electric windlass w/chain counter, 200' chain, polished stainless anchor, remote control & freshwater anchor washdown system
- Concealed anchor davit w/fiberglass chain locker
- Polished remote-control searchlight
- Stainless hardware & 316L welded rails
- Stainless custom Formula logo-cast cleats (10), fuel fills, polished deck trim, Bomar cabin venting hatches w/integrated OceanAir® SKYscreens & privacy shades (3) & polished port lights w/screens (6)
- Nonskid foredeck center walkway & walk-around
- Two cockpit-coordinated vinyl deck sunpads w/adjustable chaise backrests, DriFast® foam & 316L rails
- Tinted, tempered curved-glass windshield w/polished stainless windshield frame, center walk-thru & windshield wipers
- Radar arch w/mast light & white dual air horn
- Clarion® waterproof transom-mounted stereo control
- Extended integrated swim platform w/concealed stainless swim ladder & pull-up cleats
- Transom shower w/hot & cold controls
- Molded transom trunk w/pneumatic lifts, fender storage, four fenders, aux 12V outlet, storage for cockpit tables & cushions
- 120V shorepower w/fail-safe galvanic isolator & two 30-amp cords
- Polished stainless shorepower, cable TV & phone inlets & chrome-finished city water inlet

34 PC COCKPIT

- Continuous molded deck & cockpit liner
- Molded in-dash deck access steps w/316L stainless handrail
- Molded fiberglass dash in Charcoal or Mocha w/high gloss Liquid Black, Charcoal Woodgrain or Dark Woodgrain panels, Ritchie® compass, Raymarine® Axiom 7 DV chartplotter w/depth sounder & remote keypad, illuminated waterproof accessory rocker switches w/E-T-A® circuit breakers, aux 12V outlet, dual USB charging port, tilt wheel in leather wrapped stainless & lockable under-dash storage compartment
- Mercury DTS w/SmartCraft™ VesselView™, Volvo EVC w/7" engine display or Ilmor electronic shift & throttle w/MERLIN Digital Dashboard
- Mercury Marine® Active Trim system - standard w/Merc engines
- MerCruiser® Joystick Piloting for Sterndrive (JPS) docking system
- Volvo sterndrive joystick control

- Ilmor One Touch™ joystick vessel control
- Electronic shift & throttle controls
- Bennett® trim tab switches & indicators
- Clarion® dash-mounted stereo control, six 6 1/2" JL Audio® blue LED lighted chrome-finished cockpit speakers, 200W amplification, lighted 200W cockpit subwoofer & iPod™/MP3 port
- 3 dual USB charging ports - 2 in cockpit & 1 at sunpad
- 12 polished stainless drink holders
- Cockpit/swim platform blue/white LED lights w/remote control
- Integral 316L safety rails
- Weather-resistant cockpit seating featuring PreFixx® coating, Tenara® element-resistant thread, DriFast® foam & StarLite® XL synthetic marine panel construction
- Dual position twin command seating
- Port & aft U-shaped lounge seating w/fiberglass-lined storage, two color-coordinated dual-height cockpit tables w/Corian tops & sunpad inserts
- Color-coordinated molded wetbar w/integrated sink, Corian® countertop, 120V/12V pullout refrigerator w/stainless front, trash container, 316L safety rail, 120V GFCI outlet & fire extinguisher
- Disconnect switch for auxiliary 12V power
- Woven cockpit mat
- Pneumatic-assist transom door
- Bimini top, front & side curtains w/easy-mount zippers, extended aft enclosure in color-coordinated non-fading Sunbrella® fabric w/Seamark™ vinyl undercoating

34 PC CABIN

- Sliding/locking cabin door
- Solid wood cabin entry steps
- Washed Oak, Baltic Birch or Gray Wash woodgrain-finish flooring throughout
- Forward stateroom w/privacy curtain, centerline bed memory foam mattress, pillow shams, storage below & individual reading lights
- Two cedar-lined stateroom hanging lockers w/automatic lights
- Curved Ultraeather™ sofa seating, dual-height, Open-Grain Walnut, Open-Grain Driftwood or high-gloss Ash or Wenge wood dining table & filler cushions
- Custom décor pillows & draperies
- OceanAir Skysol pleated blind system in galley & dinette
- Cabinetry in Open-Grain Walnut, Open-Grain Driftwood or high-gloss Ash or Wenge finish
- 18,000 BTU reverse cycle air conditioner w/digital climate control
- Illuminated 120V & 12V electrical panels
- 32" LED/LCD HDTV w/auxiliary HDMI port, Blu-ray Disc player w/WiFi in main salon & dockside access cord
- Clarion® AM/FM stereo w/iPod/USB docking station, Bluetooth & two 6" x 9" speakers
- Subscription-ready SiriusXM™ Satellite Radio
- Three dual USB charging ports - forward berth, lounge & aft cabin
- Ultraeather aft cabin lounge/double berth, removeable Open-Grain Walnut, Open-Grain Driftwood or high-gloss Ash or Wenge wood cocktail table, filler cushion & privacy enclosure
- Cedar-lined aft cabin hanging locker w/automatic light & cedar-lined cabinet w/shelves

- Built-in WalVac® sweeper system w/easy access wall plate
- In-floor storage compartments
- Complete galley in Open-Grain Walnut, Open-Grain Driftwood or high-gloss Ash or Wenge finish w/storage & hardwood dovetailed drawers, full Corian countertop, blue LED-lit cabinet showcase w/tempered stemware & tumblers, beverage center w/Keurig® coffee maker, polished stainless sink, concealed 2-burner electric stove w/safety switch, 120V/12V stainless refrigerator, microwave oven, in-counter beverage storage, concealed in-counter trash container & fire extinguisher
- Demand water system w/57-gallon capacity & one-point water fill for freshwater tank and/or city water
- 120V water heater w/heat exchanger
- Molded private head compartment w/molded vanity, lower door in Open-Grain Walnut, Open-Grain Driftwood or high-gloss Ash or Wenge finish, Corian counter, polished stainless sink

- w/swivel faucet, Washed Oak, Baltic Birch or Gray Wash woodgrain flooring, VacuFlush® head w/40-gallon holding tank & dockside pumpout, separate stall shower w/hinged acrylic door & exhaust fan
 - Two carbon monoxide detectors
- ### 34 PC ENGINE ROOM
- Twin engine installation w/thru-bolted engine mounts
 - Motorized hatch lift, courtesy lighting, fume detector & automatic fire extinguisher
 - Integrated quick-access engine hatch
 - Twin start & aux batteries w/retainers & 60-amp battery charger
 - Disconnect switches for starting batteries
 - Battery parallel emergency switch
 - Galvanic corrosion protection systems
 - Bilge blowers, automatic bilge pump & high water alarm
 - Bennett® hydraulic trim tabs
 - Stainless (gas) or Nibral (diesel) props

34 PC AVAILABLE EQUIPMENT

34 PC EXTERIOR

- Flagship graphic in A or B full hullside color w/Axalta™ Chroma Premier® basecoat & Imron® Elite clearcoat
- Polished stainless LED bow docking lights
- Six Formula logo fender clips
- Three blue LED underwater lights
- Cockpit hardtop w/polished Bomar venting hatches & polycarbonate Lexan® front connectors
- Extended Water Sport swim platform w/four drink holders and under mount stainless swim ladder
- Extended Water Sport swim platform w/four drink holders and under mount swim seat & boarding step
- Woodgrain vinyl decking on swim platform
- Woodgrain vinyl decking on swim platform & full cockpit
- Woodgrain vinyl decking on swim platform & extended water sport swim platform
- Woodgrain vinyl decking on swim platform, extended water sport swim platform & full cockpit
- Transom-mounted stainless propane grill w/infrared technology, stainless shelf & carrying case

34 PC COCKPIT

- VHF radio w/antenna
- Raymarine® Axiom Pro 12 S GPS widescreen color chartplotter w/depth sounder
- Raymarine® Axiom Pro 12 S GPS widescreen color radar display/chartplotter w/24" dome-array HD radar & depth sounder
- Raymarine® Axiom Pro 12 S GPS widescreen color radar display/chartplotter w/SmartPilot autopilot w/p70Rs control, 24" dome-array HD radar & depth sounder (Volvo only)
- FLIR M232 thermal camera (requires Axiom Pro 12 S chartplotter)
- FLIR M324S thermal camera (requires Axiom Pro 12 S chartplotter)
- SiriusXM Satellite Radio Marine Weather Receiver (requires SiriusXM service)
- Mercury Theft Deterrent System

- Bennett® AutoTrim Pro tab system w/switches & indicators
- Cockpit 120V ice maker (replaces cockpit refrigerator)
- Cockpit 24" LED/LCD Smart HDTV (available w/hardtop)
- Aft-facing sun lounge w/multi-position backrests & trunk storage w/pneumatic lifts, fender storage, four fenders, storage for cockpit tables & cushions & two 6 1/2" speakers (requires Extended Water Sport swim platform)
- Cockpit blue LED lighting system (included w/hardtop option)
- Cockpit heater (not available w/Ilmor)
- Light-duty cockpit cover in color-coordinated non-fading Sunbrella® fabric – top of windshield
- All-weather cockpit cover in color-coordinated non-fading Sunbrella® fabric w/Seamark™ vinyl undercoating – top of windshield

34 PC CABIN

- Custom quilted bedspread
- Bed linens & custom-woven towels
- Cuisinart® blender
- Aft cabin 24" LED/LCD HDTV w/Blu-ray Disc Player w/WiFi
- 1,500W/120V cabin heater
- Electronic security safe
- Macerator discharge
- Gray water holding system
- TracVision® TV3 high-definition satellite TV system (available w/hardtop)

34 PC ENGINE ROOM

- Mercury® SeaCore™ saltwater protection system w/remote access flush inlet
- Volvo OceanX™ saltwater protection system w/remote access flush inlet
- Engine freshwater flush system w/remote access flush inlet
- 7.5 KW/120V low-CO emissions gas generator w/ battery or 8.5 KW/120V diesel generator w/sound shield & battery
- Raw water strainers (Ilmor only)



LOA	38' 5"	11.71 m
LOA Less Bow Platform	37' 0"	11.28 m
LOA w/Extended Swim Platform	41' 10"	12.75 m
Maximum Beam	12' 0"	3.66 m
Approximate Weight (gas/diesel) w/hardtop (gas/diesel)	17,500/18,200 lbs 18,200/18,900 lbs	7,937/8,255 kg 8,255/8,572 kg
Approximate Weight w/IPS	18,900 lbs	8,572 kg
Cabin Headroom	6' 7"	2.01 m
Fuel Capacity	212 gal	803 L
Water Capacity	57 gal	216 L
Holding Tank Capacity	55 gal	208 L
Bridge Clearance w/mast light	13' 4"	4.06 m
Bridge Clearance w/hardtop, sat. tv & mast light	15' 7"	4.74 m
Draft	34"	.86 m
Draft w/IPS	40"	1.02 m
Deadrise	18°	18°

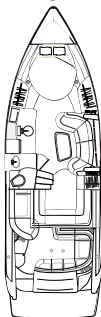
- 7.5 KW/120V low-CO emissions gas generator w/battery or 8.5 KW/120V diesel generator w/sound shield & battery
- 18,000 BTU reverse cycle air conditioner w/digital climate & touch control
- 16,000 BTU reverse cycle cockpit air conditioner w/digital climate control (opt)

Available Engines	H.P.	Liter	Top Speed	• Prop Code
Merc T-8.2 MAG ECT 380 Bravo III X JPS	T-380	T-8.2	44-47 MPH	T-B III 24 ∞
Merc T-8.2 MAG HO ECT 430 Bravo III X JPS	T-430	T-8.2	46-49 MPH	T-B III 24 ∞
Volvo T-D6-370 Duoprop Diesel w/Joystick	T-370	T-5.5	43-46 MPH	T-DP G7 ∞
Volvo T-D6-400 Duoprop Diesel w/Joystick	T-400	T-5.5	TBD	TBD
Volvo T-IPS 450 Diesel w/Joystick	T-330	T-5.5	37-40 MPH	T-IPS T-4 ∞

- See prop index, page 56
- ∞ Designates counter-rotating props (twin-prop drives)

Range

Merc Twin 8.2 MAG HO 430 ECT Bravo III X DTS			
RPM	MPH	GAL/HR	RANGE
1500	9	9	265
2000	11	14	165
2500	19	22	186
3000	26	26	210
3500	33	31	216
4000	42	43	202
4500	45	55	162
4850	49	71	150



37 PC STANDARD EQUIPMENT

37 PC EXTERIOR

- NMMA Yacht/CE Certification
- Transferable 5-Year Formula Guard® Limited Protection Plan w/10-year Structural Warranty (USA only)
- Ashland Maxguard™ LE gelcoat
- Standard graphic in A or B w/Axalta™ Chroma Premier® basecoat & Imron® Elite clearcoat
- Pressure-treated Perma Panel™ structural hull matrix
- Foam-filled hull cavities
- Chemically bonded & thru-bolted deck-to-hull joint
- Heavy-duty PVC gunwale w/stainless insert
- Integrated bow platform
- Electric windlass w/chain counter, 200' chain, polished stainless anchor, remote control & freshwater anchor washdown system
- Concealed anchor davit w/fiberglass chain locker
- Polished remote-control searchlight
- Stainless hardware & 316L welded rails
- Stainless custom Formula logo-cast cleats (10), fuel fills, polished deck trim, forward Bomar cabin venting hatches w/integrated OceanAir® rollout SKYscreen & privacy shade (3), polished port lights w/screens (6) & oversized HarbourView® portlight w/screen
- Nonskid foredeck center walkway & walk-around
- Two cockpit-coordinated vinyl deck sunpads w/adjustable chaise backrests, DriFast® foam & 316L rails
- Tinted, tempered curved-glass windshield w/center walk-thru, polished stainless frame & windshield wipers
- Cockpit hardtop w/polished Bomar venting hatches & polycarbonate Lexan® front connectors
- Clarion® waterproof transom-mounted stereo control
- Extended integrated swim platform w/concealed stainless swim ladder & pull-up cleats
- Transom shower w/hot & cold controls
- Molded transom trunk w/pneumatic lifts, fender storage, four fenders, aux 12V outlet, storage for cockpit tables & cushions
- 120V shorepower w/fail-safe galvanic isolator & two 30-amp cords
- Polished stainless shorepower, cable TV & phone inlets & chrome-finished city water inlet

37 PC COCKPIT

- Continuous molded deck & cockpit liner
- Molded in-dash forward deck access steps w/316L stainless handrail
- Molded fiberglass dash in Charcoal or Mocha w/high gloss Liquid Black, Charcoal Woodgrain or Dark Woodgrain dash panels, Ritchie® compass, Raymarine® Axiom Pro 12 S wide-screen color chartplotter w/depth sounder, illuminated waterproof accessory rocker switches w/E-T-A® circuit breakers, auxiliary 12V outlet, dual USB charging port, tilt wheel in leather wrapped stainless & lockable under-dash storage compartment
- Mercury Marine® Active Trim system - standard w/Merc engines
- Mercury DTS w/SmartCraft™ VesselView™ or Volvo EVC system w/7" engine display
- MerCruiser® Joystick Piloting for Sterndrive (JPS) docking system
- Volvo sterndrive joystick control or IPS
- Electronic shift & throttle controls
- Bennett® trim tab switches & indicators

- Clarion® dash-mounted stereo control, six 6 1/2" JL Audio® blue LED lighted chrome-finished cockpit speakers, 200W amplification, lighted 200W cockpit subwoofer & iPod™/MP3 port
- 3 dual USB charging ports - 2 in cockpit & 1 at sunpad
- 15 polished stainless drink holders
- Cockpit/swim platform blue/white LED courtesy lights w/remote control
- Integral 316L safety rails
- Weather-resistant cockpit seating featuring Pre-Fix® coating, Tenara® element-resistant thread, DriFast® foam & StarLite® XL synthetic marine panel construction
- Dual position twin command seating
- Port & aft U-shaped lounge seating w/fiberglass-lined storage, two color-coordinated dual-height cockpit tables w/Corian tops & sunpad inserts
- Color-coordinated molded wetbar w/integrated sink, Corian countertop, 120V/12V pullout refrigerator w/stainless front, trash container, 316L safety rail, 120V GFCI outlet & fire extinguisher
- Cockpit blue LED lighting system
- Disconnect switch for auxiliary 12V power
- Woven cockpit mat
- Pneumatic-assist transom door
- Bimini top, front & side curtains w/easy-mount zippers & extended aft enclosure in color-coordinated non-fading Sunbrella® fabric w/Seamark™ vinyl undercoating

37 PC CABIN

- Sliding/locking cabin door
- Solid wood cabin entry steps
- Washed Oak, Baltic Birch or Gray Wash woodgrain-finish flooring throughout cabin
- Private forward stateroom w/double Open-Grain Walnut, Open-Grain Driftwood or high-gloss Ash or Wenge finish doors, centerline bed w/memory foam mattress, pillow shams, storage below & individual reading lights
- Two cedar-lined stateroom hanging lockers w/automatic lights
- Forward cabin 24" LED/LCD HDTV w/Blu-ray Disc player w/WiFi
- Curved Ultraleather™ sofa seating, dual-height, Open-Grain Walnut, Open-Grain Driftwood or high-gloss Ash or Wenge wood dining table & filler cushions
- Custom décor pillows
- OceanAir Skysol pleated blind system in galley, dinette, forward stateroom & aft cabin
- Cabinetry in Open-Grain Walnut, Open-Grain Driftwood or high-gloss Ash or Wenge finish
- 18,000 BTU reverse cycle air conditioner w/digital climate touch control
- Illuminated 120V & 12V electrical panels
- 32" LED/LCD HDTV w/auxiliary HDMI port, Blu-ray Disc Player w/WiFi in main salon & dockside access cord
- Clarion® AM/FM stereo w/iPod/USB docking station, Bluetooth & four 6 1/2" speakers w/200W amplification & 8" subwoofer w/100W amplification
- Subscription-ready SiriusXM™ Satellite Radio
- Three dual USB charging ports - forward berth, lounge & aft cabin
- Ultraleather aft cabin lounge/double berth, removable Open-Grain Walnut, Open-Grain Driftwood or high-gloss Ash or Wenge wood cocktail table, filler cushion & privacy enclosure
- Cedar-lined aft cabin hanging locker w/automatic light

- Built-in WalVac® sweeper system w/easy access wall plate
- In-floor storage compartments
- Complete galley in Open-Grain Walnut, Open-Grain Driftwood or high-gloss Ash or Wenge finish w/storage & hardwood dovetailed drawers, full Corian countertop, blue LED-lit cabinet showcase w/tempered stemware & tumblers, beverage center w/Keurig® coffee maker, polished stainless sink, concealed 2-burner electric stove w/safety switch, 120V/12V stainless refrigerator, polished stainless microwave oven, concealed in-counter trash container, water level gauge & fire extinguisher
- Demand water system w/57-gallon capacity & one-point water fill for freshwater tank and/or city water
- 120V water heater w/heat exchanger
- Molded private head compartment w/molded vanity, lower door in Open-Grain Walnut, Open-Grain Driftwood or high-gloss Ash or Wenge finish, Corian counter, polished stainless sink, Washed Oak, Baltic Birch or Gray Wash

- woodgrain flooring, VacuFlush® head w/55-gallon holding tank & dockside pumpout, separate shower stall w/hinged acrylic door & exhaust fan
- Automatic cabin bilge pump w/high water alarm
- Three carbon monoxide detectors

37 PC ENGINE ROOM

- Twin engine installation w/thru-bolted engine mounts
- Motorized hatch lift, courtesy lighting, fume detector & automatic fire extinguisher
- Integrated quick-access engine hatch
- Twin start & aux batteries w/retainers & 60-amp battery charger
- Disconnect switches for starting batteries
- Battery parallel emergency switch
- Galvanic corrosion protection systems
- Bilge blowers, automatic bilge pump & high water alarm
- Bennett® hydraulic trim tabs
- 7.5 KW/120V low-CO emissions gas generator w/battery or 8.5KW/120V diesel generator w/sound shield & battery
- Stainless (gas) or Nibral (diesel) props

37 PC AVAILABLE EQUIPMENT

37 PC EXTERIOR

- Flagship graphic in A or B full hullside color w/Axalta™ Chroma Premier® basecoat & Imron® Elite clearcoat
- Polished stainless LED bow docking lights
- Six Formula logo fender clips
- Three blue LED underwater lights
- Extended Water Sport swim platform w/four drink holders and under mount stainless swim ladder
- Extended Water Sport swim platform w/four drink holders and under mount swim seat & boarding step
- Woodgrain vinyl decking on swim platform
- Woodgrain vinyl decking on swim platform & full cockpit
- Woodgrain vinyl decking on swim platform & extended water sport swim platform
- Woodgrain vinyl decking on swim platform, extended water sport swim platform & full cockpit
- Transom-mounted stainless propane grill w/infrared technology, stainless shelf & carrying case

37 PC COCKPIT

- VHF radio w/antenna
- 16,000 BTU reverse cycle cockpit air conditioner
- Raymarine® Axiom Pro 12 S GPS widescreen color radar display/chartplotter w/24" dome-array HD radar & depth sounder
- Raymarine® Axiom Pro 12 S GPS widescreen color radar display/chartplotter w/SmartPilot autopilot w/p70Rs control, 24" dome-array HD radar & depth sounder (Volvo Diesel only, standard w/IPS)
- FLIR M232 thermal camera
- FLIR M324S thermal camera
- SiriusXM Satellite Radio Marine Weather Receiver (requires SiriusXM service)
- Mercury Theft Deterrent System

- Bennett® AutoTrim Pro tab system w/switches & indicators
- Aft-facing sun lounge w/multi-position backrests & trunk storage w/pneumatic lifts, fender storage, four fenders, storage for cockpit tables & cushions & two 6 1/2" speakers (requires Extended Water Sport swim platform)
- Cockpit 120V ice maker (replaces cockpit refrigerator)
- Cockpit 24" LED/LCD Smart HDTV
- Light-duty cockpit cover in color-coordinated non-fading Sunbrella® fabric – top of windshield
- All-weather cockpit cover in color-coordinated non-fading Sunbrella® fabric w/Seamark™ vinyl undercoating – top of windshield

37 PC CABIN

- Custom quilted bedspread
- Bed linens & custom-woven towels
- Cuisinart® blender
- Aft cabin 24" LED/LCD HDTV w/Blu-ray Disc Player w/WiFi
- 1,500W/120V cabin heater
- Electronic security safe
- Macerator discharge
- Gray water holding system
- TracVision® TV3 high-definition satellite TV system

37 PC ENGINE ROOM

- Mercury® SeaCore™ saltwater protection system w/remote access flush inlet
- Engine freshwater flush system w/remote access flush inlet



LOA	42'7"	12.98 m
LOA Less Bow Platform	40'10"	12.45 m
Maximum Beam	12'8"	3.86 m
Approximate Weight	22,750 lbs	10,319 kg
Cabin Headroom	6'9"	2.06 m
Fuel Capacity	248 gal	939 L
Water Capacity	57 gal	216 L
Holding Tank Capacity	55 gal	208 L
Bridge Clearance w/mast light	14'6"	4.41 m
Bridge Clearance w/hardtop, sat. tv & mast light	16'8"	5.07 m
Draft	44"	1.12 m
Deadrise	18°	18°

- 8.5 KW/120V diesel generator w/sound shield & battery
- 18,000 BTU reverse cycle air conditioner w/digital climate & touch control
- 16,000 BTU reverse cycle air cockpit conditioner (opt.)

Available Engines H.P. Liter Top Speed • Prop Code

Volvo T-IPS 500 Diesel 370 w/Joystick T-370 T-5.5 39-42 MPH T-IPS T6 ∞

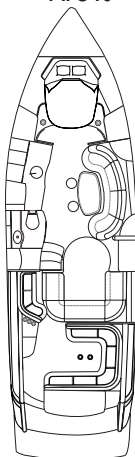
• See prop index, page 56

∞ Designates counter-rotating props (twin-prop drives)

Range

Volvo Twin IPS 500 Diesel 370 w/Joystick

RPM	MPH	GAL/HR	RANGE
1000	9	2	795
1250	8	4	532
1500	10	7	310
1750	11	1	208
2000	13	16	178
2250	18	18	222
2500	23	23	223
2750	29	25	263
3000	34	29	259
3250	38	34	248
3435	41	40	229



40 PC STANDARD EQUIPMENT

40 PC EXTERIOR

- NMMA Yacht/CE Certification
- Transferable 5-Year Formula Guard® Limited Protection Plan w/10-year Structural Warranty (USA only)
- Ashland Maxguard™ LE gelcoat
- Standard graphic in A or B w/Axalta™ Chroma Premier® basecoat & Imron® Elite clearcoat
- Pressure-treated Perma Panel™ structural hull matrix
- Foam-filled hull cavities
- Chemically bonded & thru-bolted deck-to-hull joint
- Heavy-duty PVC gunwale w/stainless insert
- Integrated bow platform w/remote control LED searchlight
- Electric windlass w/chain counter, 200' chain, polished stainless anchor, remote control & freshwater anchor washdown system
- Concealed anchor davit w/fiberglass chain locker
- Stainless hardware & 316L welded rails
- Stainless custom Formula logo-cast cleats (10), fuel fills, polished deck trim, forward polished Bomar® cabin venting hatches w/screens (2), forward Bomar cabin venting hatches w/integrated OceanAir® rollout SKYscreens & privacy shades (3), polished port lights w/screens (6) & oversized HarbourView® port-light w/screen
- Nonskid foredeck center walkway & walk-around
- Two cockpit-coordinated vinyl deck sunpads w/adjustable chaise backrests, DriFast® foam & 316L rails
- Cockpit hardtop w/polished Bomar venting hatches, polycarbonate Lexan® front connectors, light mast flagpole w/American & Formula flags & white dual air horn
- Tinted, tempered curved-glass windshield w/center walk-thru, polished stainless frame & windshield wipers
- Clarion® waterproof transom-mounted stereo control
- Fiberglass swim platform w/concealed stainless swim ladder & pull-up cleats
- Transom shower w/hot & cold controls
- Molded fiberglass transom trunk w/pneumatic lifts, fender storage, four fenders, aux 12V outlet, line storage & storage for cockpit tables & cushions
- 120V shorepower w/fail-safe galvanic isolator & two 30-amp cords
- Polished stainless shorepower, cable TV & phone inlets & chrome-finished city water inlet

40 PC COCKPIT

- Continuous molded deck & cockpit liner
- Molded in-dash forward deck access steps w/316L stainless handrail
- Molded fiberglass dash in Charcoal or Mocha w/high gloss Liquid Black, Charcoal Woodgrain or Dark Woodgrain panels, Ritchie® compass, Axiom Pro 12 S GPS widescreen color chartplotter w/digital depth sounder, Volvo® EVC system w/7" color display, SmartPilot

- autopilot w/p70Rs control, illuminated waterproof accessory rocker switches w/E-T-A® circuit breakers, auxiliary 12V outlet, dual USB charging port, tilt wheel in leather wrapped stainless & lockable under-dash storage compartment
- Electronic shift & throttle controls
- Volvo IPS joystick docking system
- QL trim tab switches & indicators
- Clarion dash-mounted stereo control, iPod™/MP3 port, six 6 1/2" JL Audio® blue LED lighted chrome-finished speakers, 200W amplification & 200W lighted cockpit subwoofer
- 3 dual USB charging ports - 2 in cockpit & 1 at sunpad
- 14 polished stainless drink holders
- Cockpit/swim platform blue/white LED courtesy lights w/remote control
- Integral 316L safety rails
- Weather-resistant cockpit seating featuring PreFixx® coating, Tenara® element-resistant thread, DriFast® foam & StarLite® XL synthetic marine panel construction
- Dual position twin command seating w/center storage compartment
- Port lounge w/fiberglass-lined storage
- Aft U-shaped lounge seating w/fiberglass-lined storage, two color-coordinated dual-height cockpit tables w/Corian tops & sunpad inserts
- Color-coordinated molded wetbar w/integrated sink, Corian countertop, 120V/12V pullout refrigerator w/stainless front, trash container, 316L safety rail, 120V GFCI outlet & fire extinguisher
- Cockpit blue LED lighting system
- Disconnect switch for auxiliary 12V power
- Woven cockpit mat
- Pneumatic-assist transom door
- Front & side curtains w/easy-mount zipper connectors & aft enclosure in color-coordinated non-fading Sunbrella® fabric w/Seamark™ vinyl undercoating

40 PC CABIN

- Sliding/locking cabin door
- Solid wood cabin entry steps
- Washed Oak, Baltic Birch or Gray Wash woodgrain-finish flooring throughout cabin
- Private forward stateroom w/double Open-Grain Walnut, Open-Grain Driftwood or high-gloss Ash or Wenge finish doors, centerline bed w/memory foam mattress & four drawers below, custom quilted bedspread w/matching pillow shams, bed linens & individual reading lights
- OceanAir Skysol pleated blind system in galley, dinette, forward stateroom & aft cabin
- Forward cabin 24" LED/LCD HDTV w/Blu-ray Disc player w/WiFi
- Mirrored, lighted starboard cedar-lined hanging locker & port valet w/shelving & hardwood dovetailed drawers
- Curved Ultraleather™ sofa seating, dual-height, Open-Grain Walnut, Open-Grain Driftwood or high-gloss Ash or Wenge wood dining table, filler cushion & two Ultraleather pedestal dining stools
- Custom décor pillows & draperies

- Cabinetry in Open-Grain Walnut, Open-Grain Driftwood or high-gloss Ash or Wenge finish
- 18,000 BTU reverse cycle air conditioner w/digital climate touch control
- Illuminated 120V & 12V electrical panels
- 32" LED/LCD HDTV w/auxiliary HDMI port, Blu-ray Disc player w/WiFi in main salon, mini sound bar w/subwoofer & dockside access cord
- Clarion® AM/FM stereo w/iPod/USB docking station, Bluetooth & four 6 1/2" speakers w/200W amplification & 8" subwoofer w/100W amplification
- Subscription-ready SiriusXM™ Satellite Radio
- Forward stateroom volume control
- Three dual USB charging ports – forward berth, lounge & aft cabin
- Ultra-leather aft cabin lounge/double berth, removable Open-Grain Walnut, Open-Grain Driftwood or high-gloss Ash or Wenge wood cocktail table, filler cushion & privacy enclosure
- Cedar-lined aft cabin hanging locker w/ automatic light
- Built-in WalVac® sweeper system w/easy access wall plate
- In-floor storage compartments
- Complete galley in Open-Grain Walnut, Open-Grain Driftwood or high-gloss Ash or Wenge finish w/storage & hardwood dovetailed drawers, full Corian countertop, blue LED-lit cabinet showcase w/tempered stemware & tumblers, beverage center w/Keurig® coffee maker, polished stainless sink, concealed 2-burner electric stove w/safety switch, 120V/12V stainless refrigerator/freezer, polished stainless microwave oven, concealed in-counter trash container, water level gauge & fire extinguisher
- Demand water system w/57-gallon capacity & one-point water fill for freshwater tank and/or city water
- 120V water heater w/heat exchanger
- Molded private head compartment w/molded vanity, lower doors in Open-Grain Walnut, Open-Grain Driftwood or high-gloss Ash or Wenge finish, Corian counter, polished stainless sink, Washed Oak, Baltic Birch or Gray Wash woodgrain flooring, Vacu-Flush® head w/55-gallon holding tank & dock-side pumpout, separate shower stall w/hinged curved acrylic door, hinged Corian seat, exhaust fan & custom woven towels
- Cabin bilge pump w/high water alarm
- Three carbon monoxide detectors

40 PC ENGINE ROOM

- Twin Volvo IPS engine installation
- Motorized hatch lift, courtesy lighting, fume detector & automatic fire extinguisher
- Integrated quick-access engine hatch
- Twin start & aux batteries w/retainers & 80-amp battery charger
- Disconnect switches for starting batteries
- Battery parallel emergency switch
- Galvanic corrosion protection systems
- Low-noise rotary bilge blowers, two automatic bilge pumps & high water alarm
- QL trim tabs
- Nibral props
- 8.5 KW/120V diesel generator w/sound shield & battery

40 PC AVAILABLE EQUIPMENT

40 PC EXTERIOR

- Flagship graphic in A or B full hullside color w/Axalta™ Chroma Premier® basecoat & Imron® Elite clearcoat
- Polished stainless LED bow docking lights
- Six Formula logo fender clips
- Three blue LED underwater lights
- Woodgrain vinyl decking on swim platform
- Woodgrain vinyl decking on swim platform & full cockpit
- Hydraulic swim platform/personal watercraft lift system w/hand-held remote control
- Transom-mounted stainless propane grill w/ infrared technology, stainless shelf & carrying case

40 PC COCKPIT

- VHF radio w/antenna
- 16,000 BTU reverse cycle cockpit air conditioner
- Volvo Dynamic Positioning System
- Raymarine® Axiom Pro 12 S GPS widescreen color radar display/chartplotter w/48" open-array Magnum radar & depth sounder
- FLIR M232 thermal camera
- FLIR M324S thermal camera
- SiriusXM Satellite Radio Marine Weather Receiver (requires SiriusXM service)

- Cockpit 120V ice maker (replaces cockpit refrigerator)
- Cockpit 24" LED/LCD Smart HDTV
- Aft-facing sun lounge w/multi-position backrests & trunk storage w/pneumatic lifts, fender storage, four fenders, storage for cockpit tables & cushions & two 6 1/2" speakers
- Light-duty cockpit cover in color-coordinated non-fading Sunbrella® fabric – top of windshield
- All-weather cockpit cover in color-coordinated non-fading Sunbrella® fabric w/Seamark™ vinyl undercoating – top of windshield

40 PC CABIN

- Cuisinart® blender
- Aft cabin 24" LED/LCD HDTV w/Blu-ray Disc Player w/WiFi
- TracVision TV3 high-definition satellite TV system
- Electronic security safe
- Macerator discharge
- Gray water holding system

40 PC ENGINE ROOM

- Remote 12V oil change system



LOA	48'2"	14.68 m
LOA Less Bow Platform	45'0"	13.72 m
Maximum Beam	13'11"	4.24 m
Approximate Weight	31,800 lbs	14,242 kg
Cabin Headroom	6'11"	2.11 m
Guest Stateroom Headroom	5'8"	1.73 m
Fuel Capacity	350 gal	1,325 L
Water Capacity	100 gal	379 L
Holding Tank Capacity	78 gal	295 L
Bridge Clearance	16'1"	4.90 m
Draft	39"	.99 m
Deadrise	18°	18°

- 11 KW/120V/240V diesel generator w/sound shield & dedicated battery
- 18,000 BTU reverse cycle air conditioner (salon & aft cabin) & 10,000 BTU reverse cycle air conditioner (owner's private stateroom)
- 30,000 BTU reverse cycle cockpit air conditioner w/multi-port ventilation & windshield sun shade cover (opt.)

Available Engines	H.P.	Liter	Top Speed	• Prop Code
Volvo T-IPS 600 Diesel 435 w/Joystick	T-435	T-5.5	34-37 MPH	T-IPS T3 ∞

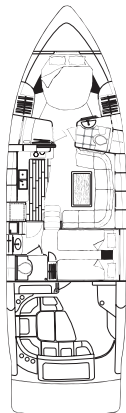
• See prop index, page 58

∞ Designates counter-rotating props (twin-prop drives)

Range

Volvo Twin IPS 600 Diesel 435 w/Joystick

RPM	MPH	GAL/HR	RANGE
650	4	.8	1,822
1000	7	1	1,388
1500	9	5	498
2000	10	13	248
2500	18	21	281
3000	27	28	310
3200	31	32	300
3400	34	36	299
3630	37	43	275



45 YACHT STANDARD EQUIPMENT

45 YACHT EXTERIOR

- NMMA Yacht Certification
 - Transferable 5-Year Formula Guard® Limited Protection Plan w/10-year Structural Warranty (USA only)
 - Ashland Maxguard™ LE gelcoat
 - Standard graphic in A or B w/Axalta™ Chroma Premier® basecoat & Intron® Elite clearcoat
 - Molded structural grid hull matrix
 - Chemically bonded & thru-bolted deck-to-hull joint
 - Custom PVC gunwale w/1/2" stainless insert
 - Integrated bow platform w/remotely-control ACR LED searchlight
 - Electric windlass w/chain counter, 200' chain, polished stainless anchor, remote control & freshwater anchor washdown system
 - Concealed anchor davit w/molded fiberglass chain locker
 - Stainless hardware & 316L welded rails
 - Stainless custom Formula logo-cast cleats (10), polished Bomar® cabin venting hatch w/integrated OceanAir® rollout SKYscreen & privacy shade, venting polished portlights w/screens (6) & oversized HarbourView® port lights w/screens (2)
 - 316L stainless blue LED lighted bowrail w/pennant staff & midlevel lifeline cables
 - Nonskid foredeck center walkway & walk-around coverboards
 - Two cockpit-coordinated vinyl deck sunpads w/adjustable chaise backrests, DriFast® foam & 316L rails
 - Coupe top w/tinted, tempered curved-glass windshield w/windshield wipers & washers, vented center walk-thru door & side vents, large, motorized coupe-top sunroof, vinyl panels w/blue LED accent lighting, dual flagpole w/American & Formula flags & white dual air horn
 - Lighted stainless cutout FORMULA logo
 - Clarion® waterproof transom-mounted stereo control w/two 6 1/2" JL Audio® blue LED lighted chrome-finished speakers
 - Full-width swim platform w/concealed stainless swim ladder, swim rails & pull-up cleats
 - Transom shower w/single-lever temperature control
 - 120V/240V shorepower w/fail-safe galvanic isolator & 50-amp cord w/Glendinning motorized extend/retract & storage system w/remotely control
 - Polished stainless shorepower, cable TV & phone inlets & chrome-finished city water inlet
 - Concealed SureShade ATF™ electric power retractable sun shade
- ### 45 YACHT COCKPIT
- Continuous molded deck & cockpit liner
 - Molded in-dash forward deck access steps w/316L stainless handrail
 - Molded fiberglass dash in Charcoal or Mocha w/high gloss Liquid Black dash panels, Ritchie® compass, Raymarine dual Axiom XL 16 flush-mount color wide-screen displays, SmartPilot autopilot w/p70Rs control, wireless remote control & wireless iPad™ control, Volvo® 7" color engine display, fuel gauges, Raymarine™ i70s color graphic information display, illuminated water proof accessory rocker switches w/E-T-A® circuit breakers, auxiliary 12V outlet, dual USB charging port, tilt wheel in leather wrapped stainless & under-dash storage locker
 - VHF radio w/antenna
 - Electronic shift & throttle controls
 - Volvo IPS joystick docking system

- QL trim tab switches & indicators
- Clarion® weather resistant dash-mounted marine AM/FM stereo, Bluetooth, six 6 1/2" JL Audio® blue LED lighted chrome-finished speakers, 600W amplification, 200W lighted subwoofer & iPod™/MP3 port
- Subscription-ready SiriusXM™ Satellite Radio
- 3 dual USB charging ports - 2 in cockpit & 1 at sunpad
- 17 polished stainless drink holders
- Cockpit/swim platform blue/white LED courtesy lights w/hand-held remote control
- Integral 316L stainless safety rails
- Weather-resistant cockpit seating featuring Pre-Fixx® coating, Tenara® element-resistant thread, DriFast foam & StarLite® XL synthetic marine panel construction
- Twin command seating w/dual-position helm & companion seats w/center storage compartment
- Curved, extended port lounge w/120V AC outlet
- Mid-cockpit storage locker for cockpit tables & canvas enclosures
- Aft U-shaped lounge seating w/fiberglass-lined fender storage (2 included) & two color-coordinated dual-height Corian® tables & filler cushions
- Integrated side-entry boarding step
- Aft facing multi-position sun lounge w/table cushion, fender (2 included) storage & aux 12V outlet below - converts to full-length sunpad
- Color-coordinated molded wetbar/beverage center w/integrated sink, flush Corian countertop, blue LED lighting, 120V ice maker/refrigerator combo unit, in-counter trash container, ice chest, 316L stainless rail, 120V GFCI outlet & fire extinguisher
- Disconnect switch for auxiliary 12V power
- PFD storage locker w/Corian countertop
- Woven cockpit mat - full cockpit
- Pneumatic-assist curved transom door
- Forward cockpit drop curtain w/easy-mount zipper connections in color-coordinated non-fading Sunbrella fabric w/SeaMark™ vinyl undercoating

45 YACHT CABIN

- Curved, sliding/locking cabin door
- Solid wood cabin entry steps
- Washed Oak, Baltic Birch or Gray Wash woodgrain-finish cabin flooring throughout
- Twin custom skylights w/blue LED accent lighting
- Open-Grain Walnut, Open-Grain Driftwood or high-gloss Ash or Wenge finish cabinetry throughout
- Blue LED accent lighting throughout cabin

45 YACHT SALON

- Ultraleather™ sofa seating - converts to double berth
- Adjustable-height Open-Grain Walnut, Open-Grain Driftwood, or high-gloss Ash or Wenge inlaid dining table
- Custom décor pillows
- Two Ultraleather pedestal dining stools
- OceanAir Skysol pleated blind system
- 50" 4K LED/LCD HDTV w/Bose® Lifestyle® surround sound home theater system, five double-cube speakers, Bluetooth, powered subwoofer module & 4K Blu-ray Disc Player w/WiFi
- Two iPod docking stations
- Carbon monoxide detector
- 18,000 BTU reverse cycle air conditioner w/digital climate touch control
- Built-in WalVac® sweeper system w/easy access wall plate

45 YACHT GALLEY

- L-shaped galley w/Open-Grain Walnut, Open-Grain Driftwood or high-gloss Ash or Wenge finish cabinetry, dovetailed hardwood drawers, full Corian countertop, double-bowl stainless sink w/swivel faucet, 2-burner electric stove w/flush Corian cover & safety switch, full-height backsplash, exhaust fan, brushed stainless convection/microwave oven, Keurig® coffee maker, 120V/12V upright refrigerator/freezer w/brushed stainless panels & concealed trash container
- Blue LED-lit showcase w/wine rack, tempered stemware & tumblers
- Fire extinguisher
- Demand water system w/one-point water fill for 100-gallon freshwater tank and/or city water
- 120V water heater w/heat exchanger

45 YACHT OWNERS' PRIVATE STATEROOM

- Pocket entry door w/full-length mirror
- Integrated OceanAir rollout SKYscreen & privacy shade for cabin hatch
- Owners' centerline bed w/memory foam mattress, storage beneath, four dovetailed hardwood drawers & individual reading lights w/custom quilted bedspread, pillow shams, bed linens & two custom-woven towel sets
- Two cedar-lined hanging lockers w/automatic lighting & electronic security safe
- 24" LED/LCD HDTV w/Blu-ray Disc Player w/WiFi
- Bose Wave Radio w/remote & Bluetooth
- 10,000 BTU reverse-cycle air conditioner w/digital climate control
- Carbon monoxide detector
- Owners' private head compartment w/contoured, Open-Grain Walnut, Open-Grain Driftwood or high-gloss Ash or Wenge finish vanity, full vanity wall mirror, padded vanity seat (hinges to reveal head), Corian countertop, vanity drawer, deep custom sink w/wall mount faucet, overhead cabinetry storage, wall mirror, tile-pattern Corian flooring, exhaust fan & porcelain VacuFlush® head unit w/78-gallon holding tank & dockside pumpout
- Separate shower compartment w/adjustable-height shower head, Corian seat, mirrored storage

cabinet, towel bars, robe hooks, exhaust fan & tile-pattern Corian flooring

45 YACHT PRIVATE GUEST STATEROOM

- Private guest stateroom w/memory foam twin beds—adjust to queen bed w/hideaway filler cushion w/bed linens
- Under-berth storage areas
- Mirrored, cedar-lined hanging locker w/automatic lighting
- 24" LED/LCD HDTV w/Blu-ray Disc Player w/WiFi
- Private head compartment w/shower & porcelain VacuFlush head unit
- Open-Grain Walnut, Open-Grain Driftwood or high-gloss Ash or Wenge finish vanity w/Corian countertop, mirrored storage cabinet & stainless sink w/wall-mount faucet
- Two custom-woven towel sets
- Operating systems electrical panel w/courtesy lights, 120V/240V & 12V monitoring panel, remote engine starting battery switches, remote battery parallel emergency switch, generator control switching & freshwater tank gauge
- Cabin bilge pump w/high water alarm
- Carbon monoxide detector

45 YACHT ENGINE ROOM

- Twin diesel Volvo IPS 600 engine installation
- 11 KW diesel generator w/sound shield & dedicated battery
- Motorized engine hatch lift
- Integrated quick-access engine hatch w/stainless steel ladder
- Engine room lighting & automatic fire extinguishing system
- Remote 12V oil change system for engines & generator
- Four starting & two auxiliary marine batteries w/battery retainers
- 80 & 40-amp battery chargers
- Galvanic corrosion protection system
- Volvo QL trim tabs
- Low-noise rotary bilge blowers, two automatic bilge pumps & high water alarm
- Nibral props

45 YACHT AVAILABLE EQUIPMENT

45 YACHT EXTERIOR

- Flagship graphic in A or B full hullside color w/Axalta™ Chroma Premier® basecoat & Imron® Elite clearcoat
- Three blue LED underwater lights
- Multi-colored underwater LED lights
- Woodgrain vinyl decking on swim platform
- Woodgrain vinyl decking on swim platform & aft cockpit w/forward woven cockpit mat
- Woodgrain vinyl decking on swim platform & full cockpit
- Hydraulic swim platform/personal watercraft lift system w/hand-held remote control
- Transom-mounted stainless propane grill w/infrared technology, stainless shelf & carrying case

45 YACHT COCKPIT

- 30,000 BTU reverse cycle cockpit air conditioner w/multi-port ventilation & windshield sun shade cover
- Raymarine twin Axiom XL 16 flush-mount GPS chartplotter w/Magnum radar & iPad w/wireless integration
- FLIR M232 thermal night vision camera
- FLIR M324S thermal night vision camera
- FLIR M625S thermal night vision camera

- SiriusXM Satellite Radio Marine Weather Receiver (requires SiriusXM service)
- Volvo Dynamic Positioning System
- 240V Gaggenau® electric cockpit grill in wetbar or aft cockpit
- Forward cockpit Ultraleather seating
- Cockpit 32" LED/LCD HDTV w/separate Blu-ray Disc Player w/WiFi (located in cabin)
- All-weather forward cockpit tinted, tempered glass enclosure w/stainless trim
- Aft cockpit full curtain enclosure w/easy-mount zipper connections in color-coordinated non-fading Sunbrella fabric w/SeaMark™ vinyl undercoating

45 YACHT CABIN

- Guest stateroom washer/dryer combo (not available w/Seakeeper)
- Cuisinart® blender
- Macerator w/lockable discharge seacock
- Gray water holding system
- TracVision TV3 high-definition satellite TV system

45 YACHT ENGINE ROOM

- Fuel system crossover valving
- Seakeeper® 6 Gyro Stabilization System, 120V (guest stateroom queen bed required)

382 FAS³TECH

LOA	38'2"	11.63 m
Maximum Beam	8'3"	2.51 m
Approximate Weight	10,450 lbs	4,740 kg
Cabin Headroom	5'1"	1.55 m
Fuel Capacity	176 gal	666 L
Water Capacity	19 gal	72 L
Holding Tank (std./opt.)	2.6/6.5 gal	9.8/25 L
Bridge Clearance	5'6"	1.68 m
Draft	33"	.84 m
Deadrise	24°	24°

- 5 KW/120V low-CO emissions gas generator (opt.)
- 8,000 BTU reverse cycle air conditioner w/digital climate control (opt.)

Available Engines	H.P.	Liter	Top Speed	• Prop Code
Merc T-8.2 MAG HO ECT 430 Bravo I X DTS	T-430	T-8.2	62-65 MPH	T-4B 26 Lab ‡
Merc Racing T-520 Bravo I XR DTS	T-520	T-8.6	TBD	TBD
Merc Racing T-520 ITS Bravo I XR DTS	T-520	T-8.6	TBD	TBD
Merc Racing T-540 Bravo I XR DTS	T-540	T-8.6	TBD	TBD
Merc Racing T-540 ITS Bravo I XR DTS	T-540	T-8.6	TBD	TBD
Merc Racing T-565 Bravo I XR DTS	T-565	T-8.7	76-79 MPH	TBD
Merc Racing T-565 ITS Bravo I XR DTS	T-565	T-8.7	TBD	TBD
Merc Racing T-600 Bravo I XR DTS	T-600	T-8.7	TBD	TBD
Merc Racing T-600 ITS Bravo I XR DTS	T-600	T-8.7	TBD	TBD
Ilmor T-MV8 570X IMCO SCX Xtreme				
Advantage Drive	T-570	T-7.4	TBD	TBD

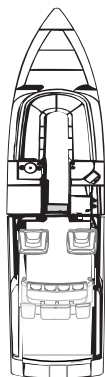
• See prop index, page 58

‡ Designates counter-rotating props (single-prop drives)

Range

Merc T-565 Bravo I XR DTS

RPM	MPH	GAL/HR	RANGE
1000	8	6	178
1500	10	11	126
2000	15	19	109
2500	18	22	113
3000	39	30	178
3500	49	35	189
4000	56	45	173
4500	66	59	153
5000	75	81	127
5410	79	83	130



382 FAS³TECH STANDARD EQUIPMENT**382 FAS³TECH EXTERIOR**

- NMMA Yacht/CE Certification
- Transferable 5-year Formula Guard® Limited Protection Plan w/10-year Structural Warranty (USA only)
- Ashland MaxGuard™ LE gelcoat
- Silver Series graphic design #1 or #2 w/Axalta™ Chroma Premier® basecoat & Imron® Elite clearcoat
- FAS³TECH hull
- Foam-filled continuous molded structural grid
- Chemically bonded & thru-bolted deck-to-hull joint
- Heavy-duty PVC gunwale w/stainless insert
- Stainless hardware & 316L welded rails
- Stainless fuel fill
- Four Bomar® cabin venting hatches w/screens
- Tinted, tempered curved-glass windshield w/polished stainless frame
- Concealed air horn
- Clarion® waterproof transom-mounted stereo volume control
- Integrated swim platform w/concealed stainless swim ladder
- Transom shower
- Polished stainless 120V shorepower w/fail-safe galvanic isolator & 30-amp cord, cable TV, telephone inlets

382 FAS³TECH COCKPIT

- Continuous molded deck & cockpit liner
- Molded fiberglass dash in Steel Metallic w/Carbon-fiber composite dash panels in black, blue, red or silver, Ritchie® 5" offshore compass, digital depth sounder, Livorsi® Oversized Mega Series backlit instrumentation w/polished stainless bezels, tilt steering wheel w/blue, red or silver accent inserts, dual USB charging port & illuminated waterproof accessory rocker switches w/E-T-A® circuit breakers
- Mercury DTS w/SmartCraft VesselView™
- Safety ignition tether
- Latham® external hydraulic steering
- Livorsi shifters/throttles w/in-handle outdrive trim switch
- Fingertip outdrive trim override & K-plane switches w/LED indicators
- Clarion waterproof dash-mounted stereo control, iPod™/MP3 port & four 6½" JL Audio® blue LED lighted chrome-finished speakers w/600W amplification & 200W lighted cockpit subwoofer
- Port dash locker w/vanity mirror & dual USB charging port
- Built-in trash receptacle
- Two auxiliary 12V outlets
- Polished stainless drink holders
- Blue/white LED courtesy lighting
- Integral 316L stainless safety rails
- Polished aluminum step pads & hand rails
- Weather-resistant cockpit seating featuring PreFixx® coating, Tenara® element-resistant thread, DriFast® foam & StarLite® XL synthetic marine panel construction

- Custom electric-assist offshore-style bolsters
- Custom electric-assist footrests
- Aft lounge seating for four w/storage beneath
- Trunk w/shorepower hookup, cord storage & transom shower
- Side coaming storage
- Fire extinguisher
- Battery disconnect switches for start & aux batteries
- Battery parallel emergency switch
- Woven cockpit mat
- All-weather cockpit cover in color-coordinated non-fading Sunbrella® fabric w/SeaMark™ vinyl undercoating

382 FAS³TECH CABIN

- Sliding/locking cabin door
- Charcoal woodgrain-finish flooring throughout cabin
- Solid wood cabin entry step
- Ultraleather™ double bow berth
- Ultraleather wrap-around lounge seating/double berth w/filler cushions
- Décor pillows
- Removable Corian® cocktail table w/four polished drink holders
- Remote-control multi-color LED accent lighting
- Clarion® AM/FM stereo w/iPod/USB docking station, Bluetooth & two 4" x 10" speakers
- Subscription-ready SiriusXM™ Satellite Radio
- Dual USB charging port
- 120V/12V electrical panels
- Entertainment center w/polished stainless sink, Corian countertop, demand water system, 120V/12V refrigerator & concealed trash receptacle
- 24" LED/LCD HDTV w/Blu-ray Disc Player w/WiFi, concealed antenna & dockside access cord for cable TV
- Private head compartment w/dockside pumpout & exhaust fan
- Carbon monoxide detector

382 FAS³TECH ENGINE ROOM

- Twin engine installation w/thru-bolted race-style engine mounts
- Motorized hatch lift
- Courtesy lighting, fume detector & automatic fire extinguisher
- Engine freshwater flush system
- Twin start & aux batteries w/retainers & 60-amp battery charger
- Galvanic corrosion protection systems
- Bilge blowers, automatic bilge pumps & high water alarm
- Mercury Racing K-Planes®
- Forward mounted trim & tab pumps
- External stainless tie bar
- Stainless props
- CORSA™ polished stainless exhaust system w/silencer tips

382 FAS³TECH AVAILABLE EQUIPMENT**382 FAS³TECH EXTERIOR**

- Gold Series graphic design #1 or #2 w/Axalta™ Chroma Premier® basecoat & Imron® Elite clearcoat
- Platinum Series graphic design in "Black Illusion Fire", "Comic Ice" or "Cosmic Fire" w/Axalta™ Chroma Premier® basecoat & Imron® Elite clearcoat
- Stainless LED bow docking lights
- Three blue LED underwater lights

382 FAS³TECH COCKPIT

- VHF radio w/antenna
- Raymarine® Axiom 7 DV GPS color chartplotter w/depth sounder & remote keypad
- Bimini top in color-coordinating non-fading Sunbrella fabric w/SeaMark vinyl undercoating
- Front & side curtains w/easy-mount zippers & aft

- cockpit enclosure in color-coordinated non-fading Sunbrella fabric w/SeaMark vinyl undercoating

382 FAS³TECH CABIN

- 8,000 BTU reverse cycle air conditioner w/digital climate control
- VacuFlush® head unit w/six-gallon holding tank & dockside pumpout
- VacuFlush® head unit w/six-gallon holding tank & macerator w/Y-valve for discharge or dockside pumpout

382 FAS³TECH ENGINE ROOM

- Mercury® SeaCore™ saltwater protection system
- 5.0KW/120V low-CO emissions gas generator
- Captain's Call™ thru-transom exhaust w/diverters (Merc 8.2s only)
- Mercury Racing® custom upper engine paint

MONTHLY PAYMENT CALCULATOR

Loan Term – Years

	5	7	10	12	15	20
4%	18.42	13.67	10.12	8.76	7.40	6.06
4¼	18.53	13.78	10.24	8.88	8.52	6.19
4½	19.64	13.90	10.36	9.00	8.65	6.33
4¾	19.76	14.02	10.48	9.12	8.78	7.46
5%	18.87	14.13	10.61	9.25	7.91	6.60
5¼	18.99	14.25	10.73	9.37	8.04	6.74
5½	19.10	14.37	10.85	9.50	8.17	6.88
5¾	19.22	14.49	10.98	9.63	8.30	7.02
6%	19.33	14.61	11.10	9.76	8.44	7.16
6¼	19.45	14.73	11.23	9.89	8.57	7.31
6½	19.57	14.85	11.35	10.02	8.71	7.46
6¾	19.68	14.97	11.48	10.15	8.85	7.60
7%	19.80	15.09	11.61	10.28	8.99	7.75
7¼	19.92	15.22	11.74	10.44	9.13	7.90
7½	20.04	15.34	11.87	10.55	9.27	8.06
7¾	20.16	15.46	12.00	10.69	9.41	8.21
8%	20.28	14.57	12.14	10.75	9.56	8.37
8¼	20.40	14.70	12.27	10.90	9.71	8.53
8½	20.52	14.83	12.40	11.05	9.85	8.68
8¾	20.64	14.96	12.54	11.20	10.00	8.84

MONTHLY PAYMENT PER \$1000

Example #1: \$85,000 boat loan financed for 15 years

at 7% interest would be calculated as follows:

$$\$85,000 / 1,000 = 85 \text{ units of } \$1,000$$

$$85 \times 8.99 = \$764.15 \text{ monthly payment}$$

Example #2: \$120,000 boat loan financed for 20 years

at 7% interest would be calculated as follows:

$$\$120,000 / 1,000 = 120 \text{ units of } \$1,000$$

$$120 \times 7.75 = \$930.00 \text{ monthly payment}$$

BOAT SHOW PRICING

FORMULA 240 BOWRIDER/BR XS

Power _____
Base Price _____
Option Price _____
Retail Price _____
Discount _____
Show Price _____

FORMULA 270 BOWRIDER/BR XS/SUN SPORT

Power _____
Base Price _____
Option Price _____
Retail Price _____
Discount _____
Show Price _____

FORMULA 290 BOWRIDER/BR FX

Power _____
Base Price _____
Option Price _____
Retail Price _____
Discount _____
Show Price _____

FORMULA 310 BOWRIDER/BR FX

Power _____
Base Price _____
Option Price _____
Retail Price _____
Discount _____
Show Price _____

FORMULA 310 SUN SPORT/FX

Power _____
Base Price _____
Option Price _____
Retail Price _____
Discount _____
Show Price _____

FORMULA 330 CROSSOVER BOWRIDER/CBR FX

Power _____
Base Price _____
Option Price _____
Retail Price _____
Discount _____
Show Price _____

FORMULA 350 CROSSOVER BOWRIDER/CBR FX

Power _____
Base Price _____
Option Price _____
Retail Price _____
Discount _____
Show Price _____

FORMULA 350 SUN SPORT/FX

Power _____
Base Price _____
Option Price _____
Retail Price _____
Discount _____
Show Price _____

FORMULA 370 SUPER SPORT/FX

Power _____
Base Price _____
Option Price _____
Retail Price _____
Discount _____
Show Price _____

FORMULA 400 SUPER SPORT/FX

Power _____
Base Price _____
Option Price _____
Retail Price _____
Discount _____
Show Price _____

FORMULA 400 SUPER SPORT CROSSOVER

Power _____
Base Price _____
Option Price _____
Retail Price _____
Discount _____
Show Price _____

FORMULA 430 SUPER SPORT/ALL SPORT CROSSOVER

Power _____
Base Price _____
Option Price _____
Retail Price _____
Discount _____
Show Price _____

FORMULA 31 PC

Power _____
Base Price _____
Option Price _____
Retail Price _____
Discount _____
Show Price _____

FORMULA 34 PC

Power _____
Base Price _____
Option Price _____
Retail Price _____
Discount _____
Show Price _____

FORMULA 37 PC

Power _____
Base Price _____
Option Price _____
Retail Price _____
Discount _____
Show Price _____

FORMULA 40 PC

Power _____
Base Price _____
Option Price _____
Retail Price _____
Discount _____
Show Price _____

FORMULA 45 YACHT

Power _____
Base Price _____
Option Price _____
Retail Price _____
Discount _____
Show Price _____

FORMULA 382 FAS³TECH

Power _____
Base Price _____
Option Price _____
Retail Price _____
Discount _____
Show Price _____

BOAT SHOW PRICING

FORMULA 240 BOWRIDER/BR XS

Power _____
Base Price _____
Option Price _____
Retail Price _____
Discount _____
Show Price _____

FORMULA 270 BOWRIDER/BR XS/SUN SPORT

Power _____
Base Price _____
Option Price _____
Retail Price _____
Discount _____
Show Price _____

FORMULA 290 BOWRIDER/BR FX

Power _____
Base Price _____
Option Price _____
Retail Price _____
Discount _____
Show Price _____

FORMULA 310 BOWRIDER/BR FX

Power _____
Base Price _____
Option Price _____
Retail Price _____
Discount _____
Show Price _____

FORMULA 310 SUN SPORT/FX

Power _____
Base Price _____
Option Price _____
Retail Price _____
Discount _____
Show Price _____

FORMULA 330 CROSSOVER BOWRIDER/CBR FX

Power _____
Base Price _____
Option Price _____
Retail Price _____
Discount _____
Show Price _____

FORMULA 350 CROSSOVER BOWRIDER/CBR FX

Power _____
Base Price _____
Option Price _____
Retail Price _____
Discount _____
Show Price _____

FORMULA 350 SUN SPORT/FX

Power _____
Base Price _____
Option Price _____
Retail Price _____
Discount _____
Show Price _____

FORMULA 370 SUPER SPORT/FX

Power _____
Base Price _____
Option Price _____
Retail Price _____
Discount _____
Show Price _____

FORMULA 400 SUPER SPORT/FX

Power _____
Base Price _____
Option Price _____
Retail Price _____
Discount _____
Show Price _____

FORMULA 400 SUPER SPORT CROSSOVER

Power _____
Base Price _____
Option Price _____
Retail Price _____
Discount _____
Show Price _____

FORMULA 430 SUPER SPORT/ALL SPORT CROSSOVER

Power _____
Base Price _____
Option Price _____
Retail Price _____
Discount _____
Show Price _____

FORMULA 31 PC

Power _____
Base Price _____
Option Price _____
Retail Price _____
Discount _____
Show Price _____

FORMULA 34 PC

Power _____
Base Price _____
Option Price _____
Retail Price _____
Discount _____
Show Price _____

FORMULA 37 PC

Power _____
Base Price _____
Option Price _____
Retail Price _____
Discount _____
Show Price _____

FORMULA 40 PC

Power _____
Base Price _____
Option Price _____
Retail Price _____
Discount _____
Show Price _____

FORMULA 45 YACHT

Power _____
Base Price _____
Option Price _____
Retail Price _____
Discount _____
Show Price _____

FORMULA 382 FAS³TECH

Power _____
Base Price _____
Option Price _____
Retail Price _____
Discount _____
Show Price _____

BOAT SHOW PRICING

FORMULA 240 BOWRIDER/BR XS

Power _____
Base Price _____
Option Price _____
Retail Price _____
Discount _____
Show Price _____

FORMULA 270 BOWRIDER/BR XS/SUN SPORT

Power _____
Base Price _____
Option Price _____
Retail Price _____
Discount _____
Show Price _____

FORMULA 290 BOWRIDER/BR FX

Power _____
Base Price _____
Option Price _____
Retail Price _____
Discount _____
Show Price _____

FORMULA 310 BOWRIDER/BR FX

Power _____
Base Price _____
Option Price _____
Retail Price _____
Discount _____
Show Price _____

FORMULA 310 SUN SPORT/FX

Power _____
Base Price _____
Option Price _____
Retail Price _____
Discount _____
Show Price _____

FORMULA 330 CROSSOVER BOWRIDER/CBR FX

Power _____
Base Price _____
Option Price _____
Retail Price _____
Discount _____
Show Price _____

FORMULA 350 CROSSOVER BOWRIDER/CBR FX

Power _____
Base Price _____
Option Price _____
Retail Price _____
Discount _____
Show Price _____

FORMULA 350 SUN SPORT/FX

Power _____
Base Price _____
Option Price _____
Retail Price _____
Discount _____
Show Price _____

FORMULA 370 SUPER SPORT/FX

Power _____
Base Price _____
Option Price _____
Retail Price _____
Discount _____
Show Price _____

FORMULA 400 SUPER SPORT/FX

Power _____
Base Price _____
Option Price _____
Retail Price _____
Discount _____
Show Price _____

FORMULA 400 SUPER SPORT CROSSOVER

Power _____
Base Price _____
Option Price _____
Retail Price _____
Discount _____
Show Price _____

FORMULA 430 SUPER SPORT/ALL SPORT CROSSOVER

Power _____
Base Price _____
Option Price _____
Retail Price _____
Discount _____
Show Price _____

FORMULA 31 PC

Power _____
Base Price _____
Option Price _____
Retail Price _____
Discount _____
Show Price _____

FORMULA 34 PC

Power _____
Base Price _____
Option Price _____
Retail Price _____
Discount _____
Show Price _____

FORMULA 37 PC

Power _____
Base Price _____
Option Price _____
Retail Price _____
Discount _____
Show Price _____

FORMULA 40 PC

Power _____
Base Price _____
Option Price _____
Retail Price _____
Discount _____
Show Price _____

FORMULA 45 YACHT

Power _____
Base Price _____
Option Price _____
Retail Price _____
Discount _____
Show Price _____

FORMULA 382 FAS³TECH

Power _____
Base Price _____
Option Price _____
Retail Price _____
Discount _____
Show Price _____

PROP INDEX

MERCURY MERCRUISER® ENGINES

PROP CODE	PROP DESCRIPTION
4B 26 Lab	Bravo I 4BLD 26" stainless steel, lab finished
4B 28 Lab	Bravo I 4BLD 28" stainless steel, lab finished
5B 26	Maximus 5BLD stainless steel
5B 28	Maximus 5BLD stainless steel
5B 28 Lab	Maximus 5BLD stainless steel, lab finished
5B 29 Lab	Maximus 5BLD stainless steel, lab finished
5B 31 Lab	Maximus 5BLD stainless steel, lab finished
B III 21	21" Bravo III GEN II stainless
B III 22.5	22.5" Bravo III GEN II stainless
B III 24	24" Bravo III GEN II stainless
B III 26	26" Bravo III GEN II stainless
B III 28	28" Bravo III GEN II stainless
B III 30	30" Bravo III stainless
B III XR 24	24" Bravo III XR stainless
B III XR 25	25" Bravo III XR stainless
EE 22	22" 3-Blade stainless
R4-17	17" 4-Blade stainless
R4-18	18" 4-Blade stainless
R4-19	19" 4-Blade stainless
R4-21	21" 4-Blade stainless
R4-22	20" 4-Blade stainless

VOLVO® ENGINES

PROP CODE	PROP DESCRIPTION
DP FH3	DuoProp stainless
DP FH4	DuoProp stainless
DP FH5	DuoProp stainless
DP FH6	DuoProp stainless
DP FH7	DuoProp stainless
DP G7	DuoProp nibral
DP K3	DuoProp Forward Drive stainless
DP K4	DuoProp Forward Drive stainless
T-IPS T3	DuoProp nibral
T-IPS T4	DuoProp nibral
T-IPS T6	DuoProp nibral

ILMOR ENGINES

PROP CODE	PROP DESCRIPTION
5B 25 Lab	Maximus 5BLD stainless steel, lab finished

Formula reserves the right to make product changes and improvements throughout the model year.

330 Crossover Bowrider OB

Available Engines	H.P.	Liter	Top Speed	• Prop Code
Mercury® Triple Verado® 250 w/Joystick Piloting	TR-250	TR-4.6	TBD	TBD
Mercury® Triple Verado® 300 w/Joystick Piloting	TR-300	TR-4.6	54-58 MPH	TR-R4 22

Range

Mercury® Triple Verado® 300 w/Joystick Piloting

RPM	MPH	GAL/HR	RANGE
1000	6	4	169
1500	8	7	132
2000	9	13	81
2500	16	16	118
3000	21	21	118
3500	27	25	130
4000	37	31	141
4500	43	39	132
5000	49	51	114
5500	54	64	101
5950	58	72	96

350 Crossover Bowrider OB

Available Engines	H.P.	Liter	Top Speed	• Prop Code
Mercury® Triple Verado® 300 w/Joystick Piloting	TR-300	TR-4.6	TBD	TBD
Mercury® Triple Verado® 350 w/Joystick Piloting	TR-350	TR-2.6	52-55 MPH	TR-R4 19

Range

Mercury® Triple Verado® 350 w/Joystick Piloting

RPM	MPH	GAL/HR	RANGE
650	3	2	295
1000	5	4	276
1500	8	6	250
2000	9	11	174
2500	10	17	117
3000	16	21	151
3500	26	27	188
4000	34	34	194
4500	40	41	191
5000	46	51	174
5500	50	67	143
6000	55	92	114
6250	55	93	115

XS Standard Features List MY2018

XS Wake Surf Options:	240 XS	270 XS
Volvo Single V8 Engine - V8-350CE, V8-380CE, V8-430CE		
Forward Facing Drive	Included	Included
XS Graphic Package	Included	Included
Performance Steering Wheel	Included	Included
Wake WorX™ Surf Tabs	Included	Included
Zero Off® Engine Speed Controller System	Included	Included
Delete Port Lights	N/A	Included
Razor Tower - Deluxe - with Wakeboard/Surfboard Racks	Included	Included
Extended Sport Swim Platform	Included	Included
Vinyl Decking for Extended Platform	Included	Included
Dash in Metallic Finish	Included	Included
Cockpit Blue LED Lighting System	Included	Included
JL Audio Lighted Cockpit Speakers w/Subwoofer	Included	Included
Woven Cockpit Mat - FX Style	Included	Included
New XS Options		
Special Hull Bottom Gelcoat		
Powder Coated Vent Rails - My Way	N/A	
Sunshade for Razor Tower w/Black Zippers, Black Boot - My Way		
Extended Sport Swim Platform w/Seat - Additional for XS*		
Flagship Fusion Graphic - Additional for XS*		

