



2019 ACC FOOTBALL

#ACCFootball | @ACCFootball

Sept. 9, 2019

2019 STANDINGS

ATLANTIC DIVISION	ACC Games					Overall					Home	Away	Neut	Streak
	W	L	For	Opp	Pct	W	L	For	Opp	Pct				
Boston College	1	0	35	28	1.000	2	0	80	41	1.000	2-0	0-0	0-0	Won 2
Clemson	1	0	52	14	1.000	2	0	76	24	1.000	2-0	0-0	0-0	Won 17
Wake Forest	0	0	0	0	.000	2	0	79	56	1.000	1-0	1-0	0-0	Won 4
NC State	0	0	0	0	.000	2	0	75	6	1.000	2-0	0-0	0-0	Won 2
Florida State	0	0	0	0	.000	1	1	76	80	.500	1-1	0-0	0-0	Won 1
Louisville	0	0	0	0	.000	1	1	59	35	.500	1-1	0-0	0-0	Won 1
Syracuse	0	0	0	0	.000	1	1	44	63	.500	0-0	1-1	0-0	Lost 1
COASTAL DIVISION	ACC Games					Overall					Home	Away	Neut	Streak
	W	L	For	Opp	Pct	W	L	For	Opp	Pct				
Virginia	1	0	30	14	1.000	2	0	82	31	1.000	1-0	1-0	0-0	Won 3
North Carolina	1	0	28	25	1.000	2	0	52	45	1.000	1-0	0-0	1-0	Won 2
Virginia Tech	0	1	28	35	.000	1	1	59	52	.500	1-0	0-1	0-0	Won 1
Duke	0	0	0	0	.000	1	1	48	55	.500	1-0	0-0	0-1	Won 1
Pitt	0	1	14	30	.000	1	1	34	40	.500	1-1	0-0	0-0	Won 1
Georgia Tech	0	1	14	52	.000	1	1	28	62	.500	1-0	0-1	0-0	Won 1
Miami	0	1	25	28	.000	0	2	45	52	.000	0-0	0-1	0-1	Lost 3

2019 WEEK 3 SCHEDULE

Friday, Sept. 13		Time, TV	Sirius	XM	App/Web
North Carolina (2-0) at Wake Forest (2-0)		6 p.m., ESPN	134	193	955
First ever non-conference game between two ACC teams Series: UNC leads, 69-35-2; Last meeting: UNC, 50-14 (2015) ESPN: Adam Amin, Matt Hasselbeck, Pat McAfee, Molly McGrath					
Kansas (1-1) at Boston College (2-0)		7:30 p.m., ACCN	81	81	81
Series: First meeting ACCN: Chris Cotter, Mark Herzlich, Kelsey Riggs					
Saturday, Sept. 14		Time, TV	Sirius	XM	App/Web
NC State (2-0) at West Virginia (1-1)		Noon, FS1	105	382	971
Series: Tied, 5-5; Last meeting: NC State, 23-7 (2010)5 FS1: Eric Collins, Ben Leber					
Pitt (1-1) at No. 13 Penn State (2-0)		Noon, ABC	81	81	81
Series: Penn State leads, 52-43-4; Last meeting: PSU, 51-6 (2018) ABC: Chris Fowler, Todd Blackledge, Holly Rowe					
Furman (1-1) at Virginia Tech (1-1)		Noon, ACCN	135	193	955
Series: Virginia Tech leads, 6-0; Last meeting: Virginia Tech, 42-3 (2015) ACCN: Wes Durham, Roddy Jones, Eric Wood					
The Citadel (0-2) at Georgia Tech (1-1)		12:30 p.m., RSN	108	194	956
Series: Georgia Tech leads, 10-0; Last meeting: GT, 35-7 (2001) RSN: Tom Werme, James Bates, Lyndsay Rowley					
Louisville (1-1) at Western Kentucky (1-1)		4 p.m., Stadium	108	194	956
Series: Louisville leads, 20-12; Last meeting: Louisville, 20-17 (2018) Stadium: Josh Appel, Jordan Palmer					
Bethune-Cookman (1-0) at Miami (0-2)		4 p.m., ACCN	135	193	955
Series: Miami leads, 4-0; Last meeting: Miami, 41-13 (2017) ACCN: Bill Roth, John Congemi, Dr. Jerry Punch					
Duke (1-1) at Middle Tennessee (1-1)		7 p.m., Facebook	94	210	268
Series: First meeting Facebook: Chris Hassel, A.J. Hawk					
Florida State (1-1) at Virginia (2-0)		7:30 p.m., ACCN	135	193	955
Series: Florida State leads, 15-3; Last meeting: FSU, 34-20 (2014) ACCN: Dave O'Brien, Tim Hasselbeck, Katie George					
No. 1 Clemson (2-0) at Syracuse (1-1)		7:30 p.m., ABC	84	84	84
Series: Clemson leads, 5-2; Last meeting: Clemson, 27-23 (2018) ABC: Sean McDonough, Kirk Herbstreit, Maria Taylor					

ACC QUICK HITS

■ Week three of the ACC football season includes two league matchups in primetime Saturday night, two games against Big 12 opponents, one against the Big Ten and a Friday night non-conference battle between long-time league members Wake Forest and North Carolina.

■ Ten ACC teams enter the third week of the season undefeated and seven are either ranked (No. 1 Clemson, No. 25 Virginia) or are receiving votes in one of the top 25 polls (Boston College, North Carolina, NC State, Syracuse and Wake Forest). This is the second consecutive season Virginia has appeared in the AP Top 25 poll.

■ Against non-conference competition, the ACC was 11-1 last week, and is 15-5 overall this season. Three of the five losses were against teams ranked in the top 10.

■ Two primetime conference games wrap up Saturday's league slate. Coastal Division favorite Virginia plays host to Florida State at 7:30 p.m. on ACC Network. It is Florida State's first visit to Charlottesville since 2010. Also at 7:30 p.m., Clemson travels to Syracuse for a key Atlantic Division game on ABC. The Orange has played Clemson as close as anyone over the last two seasons, falling by four points in 2018 and winning by three in 2017. Last year, Clemson needed a Travis Etienne touchdown with 41 seconds remaining to rally for a 27-23 win.

■ The Tigers have won 17 consecutive games, which ties for the second-longest streak in ACC history. Florida State (1999-2000) and Clemson (2014-15) also won 17 in row. The league record is 29 straight by Florida State from 2012-14.

ACC Win Streaks

29 - Florida State, 2012-14

17 - Clemson, 2018-present

17 - Florida State, 1999-2000

17 - Clemson, 2014-15

■ Two ACC charter members – Wake Forest and North Carolina – are playing a non-conference game on Friday at 6 p.m. in Winston-Salem, North Carolina. The game will be televised by ESPN. It is the first time two ACC schools have played each other in a regular season non-conference game. The two schools met annually from 1944 to 2004, but in 2005 the ACC moved to a divisional format with Wake Forest in the Atlantic and North Carolina in the Coastal. The schools have played just five times since 2004, the most recent coming in 2015. Wake Forest will visit North Carolina for another non-conference game in 2021.

■ Both North Carolina (2-0) and Wake Forest (2-0) are unbeaten and receiving votes in at least one top 25 poll. The Deacons are seeking a 3-0 start for the second time in the last three years. Carolina has not opened with three consecutive wins since 2011.

■ In a battle of ACC and Big 12 teams, Boston College plays host to Kansas on Friday at 7:30 p.m. on ACC Network, and NC State travels to West Virginia on Saturday for a noon matchup on FS1. The Wolfpack and Mountaineers were scheduled to play last year, but the game was canceled due to Hurricane Florence.

The ACC won both games last year against the Big 12 (Duke over Baylor; Syracuse over West Virginia).

■ In the 100th meeting between the two schools, Pitt goes on the road to face No. 13 Penn State Saturday at noon. The Panthers are looking to end a two-game skid to the Nittany Lions.

■ Clemson running back Travis Etienne has 40 career rushing touchdowns, which ranks just outside the top 10 career leaders in ACC history. North Carolina's Mike Voight (1973-76) is 10th with 42. Pitt's James Conner (2013-14, 2016) holds the ACC career mark with 52. Etienne also has 42 career touchdowns (40 rushing, 2 receiving), which ranks 14th in league history.

■ North Carolina head coach Mack Brown has won 71 games at UNC, which is one shy of tying Dick Crum for most at UNC. The 71 wins are the 17th-most in ACC history. Brown passed Bobby Ross (70 wins) with the victory over Miami. Brown's 44 ACC wins tie him for 12th all-time with Danny Ford and Al Groh.

■ Eleven ACC head coaches have won at least 50 career games, including five with more than 100 victories. The five 100-win coaches are UNC's Mack Brown (246), Wake Forest's Dave Clawson (120), Clemson's Dabo Swinney (118), Virginia's Bronco Mendenhall (117) and Duke's David Cutcliffe (112). No other conference has as many coaches with 100 career wins.

■ Wake Forest receivers have won back-to-back ACC Receiver of the Week honors. Sage Surratt captured the honor in week one with 158 yards and a touchdown vs. Utah State. Last week, Scotty Washington caught seven passes in a 41-21 win at Rice and posted career-highs with 158 receiving yards and two touchdown catches. Washington scored scoring passes of 25 and 59 yards from QB Jamie Newman.

■ Virginia captured ACC Specialist of the Week in each of the first two weeks of the season. PK Brian Delaney booted three field goals in the opening week vs. Pitt, and return man Joe Reed had a 100-yard kickoff return for a touchdown in the second quarter of Saturday's win over William & Mary.

■ The ACC leads the country with eight starting quarterbacks in the NFL. NC State leads all schools with three starters – Jacoby Brissett (Colts), Philip Rivers (Chargers), Russell Wilson (Seahawks). Other starters from the ACC include Louisville's Lamar Jackson (Ravens), Boston College's Matt Ryan (Falcons), North Carolina's Mitch Trubisky (Bears), Clemson's Deshaun Watson (Texans) and Florida State's Jameis Winston (Buccaneers).

AROUND THE ACC

■ **Boston College (BCeagles.com):** Boston College has started 2-0 in consecutive seasons and for the fourth time under head coach Steve Addazio.

■ **Clemson (ClemsonTigers.com):** According to ESPN Stats & Info, Clemson improved to 19-2 over the past five seasons against ranked teams, the best in FBS (min. 5 games). The Tigers held Texas A&M to 2.0 yards per carry on 27 carries. It's the 18th time since 2014 that Clemson has held an opponent to 2.0 or fewer yards per carry, second-most in the country. Clemson is 17-1 in those contests.

■ **Duke (GoDuke.com):** QB Quentin Harris accounted for five touchdowns (four passing, one rushing) in the win over North Carolina A&T, which is the second-most in school history. The Blue Devils play their next two games on the road before returning to Durham.

■ **Florida State (Seminoles.com):** TB Cam Akers, who leads the ACC and is fourth in the country in rushing (154.5), set a school record with 36 carries in the Seminoles' 45-44 overtime win over ULM. His last carry was a

4-yard touchdown run in overtime.

■ **Georgia Tech (RamblinWreck.com):** Georgia Tech's 14-7 win over USF was the first of the Geoff Collins era. The win was Georgia Tech's first over an FBS opponent in a home opener since a 27-21 victory over North Carolina on Sept. 10, 2005.

■ **Louisville (GoCards.com):** Head coach Scott Satterfield earned his first win as the head coach of the Cardinals with a 42-0 victory over Eastern Kentucky. It was the first shutout by the Cardinals since a 72-0 win over FIU in 2013.

■ **Miami (HurricaneSports.com):** Miami had 488 yards of total offense against North Carolina, with QB Jarren Williams completing 30 of 39 passes for a career-best 309 yards and two touchdowns.

■ **North Carolina (GoHeels.com):** UNC has won the first two games of the season by four points or less for the first time since 1976, when Bill Dooley's Tar Heels beat Miami of Ohio, 14-10, and Florida, 24-21. Carolina has trailed in the fourth quarter in each of its first two games, both wins, this season.

■ **NC State (GoPack.com):** NC State has won 15 straight non-conference games at home and is 18-1 in non-league games at home under head coach Dave Doeren. NC State has also won 16 straight games with 1 p.m. or earlier start times, dating back to 2016, and nine straight such contests at Carter-Finley Stadium.

■ **Pitt (PittsburghPanthers.com):** Against Ohio, Pitt QB Kenny Pickett topped 300 yards passing for the second time in his collegiate career, finishing with 321 yards. The junior quarterback set a career high with 26 completions on 37 attempts.

■ **Syracuse (Cuse.com):** With one interception against Maryland, Syracuse extended its streak of consecutive games with at least one takeaway to 16. The streak dates back to the 2017 season finale versus Boston College and represents the fourth-longest active streak in the FBS ranks.

■ **Virginia (VirginiaSports.com):** Virginia QB Bryce Perkins has scored a touchdown passing and rushing in seven games since the start of last season, most among ACC players over that span. Virginia had two non-offensive touchdowns vs. William & Mary (one interception return & one kick return) after having just one non-offensive TD all of last season.

■ **Virginia Tech (HokieSports.com):** The Hokies have scored in 311 straight games, the third-longest active streak in the nation among FBS schools. It's also the sixth-longest streak in FBS history.

■ **Wake Forest (GoDeacs.com):** Jamie Newman is the first ACC quarterback with at least 300 passing yards and three passing touchdowns in each of his team's first two games of a season since NC State's Philip Rivers in 2003.

CAREER RUSHERS IN ACC

■ Five ACC running backs have rushed for at least 1,800 career yards, led by Boston College's AJ Dillon and Clemson's Travis Etienne, who each have more than 2,500 yards.

Top Returners – Career Rushing Yards (active career rank)

1. AJ Dillon, Boston College 2,864 (6th)
2. Travis Etienne, Clemson 2,682 (9th)
3. Cam Akers, Florida State 2,039 (22nd)
4. Cade Carney, Wake Forest 1,931 (28th)
5. Moe Neal, Syracuse 1,850 (31st)

CLEMSON, VIRGINIA PRESEASON FAVORITES

■ Reigning national champion Clemson is an overwhelming preseason favorite to claim its fifth consecutive ACC football title, according to a poll of 173 media members credentialed for the 2019 ACC Kickoff in Charlotte, North Carolina. The Tigers, who posted a perfect 15-0 record last season en route to earning their second CFP championship in three years, were also chosen to repeat as Atlantic Division winners. Virginia was picked to finish atop the Coastal Division following an eight-win 2018 season that culminated with a 28-0 shutout of South Carolina in the Belk Bowl.

■ Clemson was named the likely 2019 ACC champion on 170 ballots. Syracuse picked up two votes, and Virginia received one.

ACC Championship Votes

Clemson – 170, Syracuse – 2, Virginia – 1

Atlantic Division

(First place votes in parenthesis)

Clemson (171) – 1,209
Syracuse (2) – 913
Florida State – 753
NC State – 666
Boston College – 588
Wake Forest – 462
Louisville – 253

Coastal Division

(First place votes in parenthesis)

Virginia (82) – 1,003
Miami (55) – 992
Virginia Tech (20) – 827
Pitt (8) – 691
Duke (6) – 566
North Carolina (1) – 463
Georgia Tech (1) – 302

College Football 150th Anniversary

• CFB150 is a non-profit corporation formed to plan and administer a national celebration of the sport's anniversary. The corporation's Board of Directors is made up of college football stakeholder organizations. Funding for the Anniversary office was provided by the College Football Playoff and NCAA.

• The celebration will showcase the rich history and traditions of the sport and its contribution to American society, while also promoting the opportunity it continues to provide to thousands of student-athletes across all levels of college football.

• The Anniversary date for college football is November 6, 2019, marking 150 years since the first game between Princeton and Rutgers, November 6, 1869. The game was played on a plot of ground where present day Rutgers gymnasium now stands in New Brunswick, N.J. Rutgers won the first game, 6-4. There will be a number of special commemorations during Anniversary Week in November.



ACC NETWORK




Owned and operated by ESPN in partnership with the Atlantic Coast Conference, ACC Network (ACCN) is a new 24/7 national network dedicated to ACC sports that launched on August 22, 2019. Approximately 450 live contests including 40 regular-season football games, 150 men's and women's basketball games, and 200 other regular-season competitions and tournament games from across the conference's 27 sponsored sports will be televised annually, plus a complement of news and information shows and original programming. Together, the ACCN and its digital platform, ACC Network Extra (ACCNX), will feature 1,350 ACC events in its first year. ESPN has been televising ACC content since 1979 and has exclusive rights to every conference-controlled game across all sports and championships.


*Carriage agreements are also in place with the following video providers: DIRECTV, Dish, Google Fiber, Hulu Live TV, Optimum, PlayStation Vue, Suddenlink, Spectrum TV, TVision, Verizon Fios, members of the NCTC, NRTC, Vivicast and YouTube TV, among others. All ACCN games will also be available on the ESPN app to authenticated cable subscribers. Fans interested in learning more about ACCN can visit www.GetACCN.com.

FOUR NEW COACHES IN 2019

• The ACC welcomes four new coaches in 2019, including Geoff Collins at Georgia Tech, Scott Satterfield at Louisville, Manny Diaz at Miami and Mack Brown at North Carolina. Collins and Satterfield are coming off successful stints at Temple and Appalachian State, respectively. Diaz, Miami's defensive coordinator the last three seasons, earned his first head coaching job after Mark Richt announced his retirement. Brown returns to the Tar Heels, where he coached from 1988-97 and entered 2019 as the winningest active coach in the country.



Geoff Collins
Georgia Tech



Scott Satterfield
Louisville



Manny Diaz
Miami



Mack Brown
North Carolina

• Five of the nation's top 25 active coaches in career victories are from the ACC, which is the most of any conference. All five have more than 100 career wins.

• Among active coaches, ACC head coaches Dabo Swinney of Clemson, Scott Satterfield of Louisville and North Carolina's Brown rank among the top 25 in the nation in career winning percentage. Swinney's .797 winning percentage is second only to Washington's Chris Petersen. Virginia's Bronco Mendenhall (.643) and NC State's Dave Doeren (.642) rank just outside the top 25.

Career Victories - Active Coaches

Pl.	Name, School	Wins
1.	Mack Brown, North Carolina	246
2.	Nick Saban, Alabama	234
3.	Brian Kelly, Notre Dame	232
4.	Willie Fritz, Tulane	171
5.	Gary Patterson, TCU	168
6.	Kirk Ferentz, Iowa	166
7.	Frank Solich, Ohio	165
8.	Chris Creighton, Eastern Michigan	162
9.	Les Miles, Kansas	143
10.	Chris Peterson, Washington	140
11.	Rocky Long, San Diego State	138
12.	Skip Holtz, Louisiana Tech	135
	Mike Leach, Washington State	135
14.	Craig Bohl, Wyoming	134
	Lance Leipold, Buffalo	133
16.	Mark Dantonio, Michigan State	127
17.	Mike Gundy, Oklahoma State	123
18.	Kyle Whittingham, Utah	122
19.	Dave Clawson, Wake Forest	120
20.	Dabo Swinney, Clemson	118
21.	Bronco Mendenhall, Virginia	117
22.	David Cutcliffe, Duke	112
23.	Jeff Tedford, Fresno State	104
24.	Randy Edsall, Connecticut	101
25.	Jim Harbaugh, Michigan	98

Career Winning Percentage

Pl.	Name, School	Record	Pct.
1.	Chris Petersen, Washington	140-34-0	.805
2.	Dabo Swinney, Clemson	118-30-0	.797
3.	Lance Leipold, Buffalo	133-34-0	.796
4.	Nick Saban, Alabama	234-63-1	.787
5.	Jimbo Fisher, Texas A&M	93-28-0	.769
6.	David Shaw, Stanford	83-27-0	.755
7.	Brian Harsin, Boise State	61-20-0	.753
8.	Chip Kelly, UCLA	49-18-0	.731
9.	Gary Patterson, TCU	168-63-0	.727
	Tom Herman, Texas	40-15-0	.727
11.	Brian Kelly, Notre Dame	232-91-2	.717
12.	Les Miles, Kansas	143-56-0	.715
13.	Jim Harbaugh, Michigan	98-41-0	.705
14.	Gus Malzahn, Auburn	64-30-0	.681
15.	Neal Brown, West Virginia	36-17-0	.679
16.	Mike Gundy, Oklahoma State	123-59-0	.676
17.	Scott Satterfield, Louisville	52-25-0	.675
18.	Chuck Martin, Miami (OH)	97-47-0	.674
19.	Paul Chryst, Wisconsin	63-31-0	.670
20.	Mack Brown, North Carolina	246-122-1	.668
21.	Craig Bohl, Wyoming	134-67-0	.667
	Kyle Whittingham, Utah	122-61-0	.667
	Clay Helton, USC	34-17-0	.667
	Jason Candle, Toledo	28-14-0	.667
25.	James Franklin, Penn State	71-36-0	.664

ACC HEAD COACHING RECORDS

Head Coach, School	Career	Years	Pct.	at ACC School	Years	Pct.	ACC	Years	Pct.
Steve Addazio, Boston College	53-49	9th	.520	40-38	7th	.513	19-30	7th	.388
Dabo Swinney, Clemson	118-30	12th	.797	118-30	12th	.797	75-17	12th	.815
David Cutcliffe, Duke	112-102	19th	.523	68-73	12th	.482	31-57	12th	.352
Willie Taggart, Florida State	53-58	10th	.477	6-8	2nd	.429	3-5	2nd	.375
Geoff Collins, Georgia Tech	16-11	3rd	.593	1-1	2nd	.500	0-1	1st	.000
Scott Satterfield, Louisville	52-25	7th	.675	1-1	1st	.500	-	1st	-
Manny Diaz, Miami	0-2	1st	.000	0-2	1st	.000	0-1	1st	-
Mack Brown, North Carolina	246-122-1	31st	.668	71-46-1	11th	.606	42-35-1	11th	.548
Dave Doeren, NC State	68-38	9th	.642	45-34	7th	.570	20-28	7th	.417
Pat Narduzzi, Pitt	29-25	5th	.537	29-25	5th	.537	20-14	5th	.589
Dino Babers, Syracuse	56-36	8th	.609	19-20	4th	.487	10-14	4th	.417
Bronco Mendenhall, Virginia	117-65	15th	.643	18-22	4th	.450	9-16	4th	.360
Justin Fuente, Virginia Tech	52-39	8th	.571	26-16	4th	.619	15-11	4th	.577
Dave Clawson, Wake Forest	120-115	20th	.511	30-35	6th	.462	12-28	6th	.300

The ACC has won seven national championships in football, men's basketball, women's basketball and baseball since 2015. That is the most of any conference. The ACC is the only conference to win each of those four titles over that stretch.

The ACC has won more football national titles than any other conference since 2013 (three of the last six) and more men's basketball national championships than any other league since 2015 (three of the last five).

Football

2013 Florida State (BCS)

2016 Clemson (CFP)

2018 Clemson (CFP)

ACC Champion Clemson won the league's eighth football national championship in 2018 with a 44-16 win over previously unbeaten Alabama. The 28-point margin of victory was the largest over a No. 1 ranked team in ACC history.

The ACC has had a team in either the College Football Playoff or the BCS National Championship Game in each of the past six years.

The ACC matched its league record with 11 bowl teams in 2018, including Boston College, Clemson, Duke, Georgia Tech, Miami, NC State, Pitt, Syracuse, Virginia, Virginia Tech and Wake Forest. The 11 bowl teams tied for the most among any conference.

The ACC finished the bowl season with six postseason wins, which tied for the most among all conferences.

The ACC is the only conference to send every team to at least one bowl game over the last three seasons. In addition, the ACC is tied for the most bowl teams (32) among all conferences over the last three years (11 in 2016, 10 in 2017, 11 in 2018).

Since 2013, the ACC has the second-best record of any Power 5 conference in the BCS, New Year's Six and CFP games, and has the most national championships (Florida State in 2013, Clemson in 2016 & 2018).

The ACC's 19 postseason wins over the last three (2016-18) years are the most of any conference.

A league-record 10 ACC teams were ranked last year in the AP Top 25 poll, including Boston College, Clemson, Duke, Florida State, Miami, NC State, Pitt, Syracuse, Virginia and Virginia Tech. The previous ACC record for most teams ranked in a season was nine in 2008. The 10 ranked teams are tied for most among all conferences.

An ACC football player has won the Heisman Trophy or the Campbell Trophy – commonly referred to as the “Academic Heisman” – in five of the last six years, something no other league can claim. Clemson DT Christian Wilkins won the Campbell Trophy last year. He is the second consecutive winner from the ACC.

In 2019, ACC teams will play more games (20) against Power 5 competition (including Notre Dame) than any of their peers.

This year, ACC teams will play more games against non-conference teams (16) ranked in last year's final Associated Press Top 25 than any other Power 5 conference.

ACC teams will play 26 games against non-conference opponents that participated in bowl games in 2018, the highest total among Power 5 conferences.

The ACC is in its sixth year of a 12-year agreement with the Capital One Orange Bowl, which will host an ACC team—either its champion or next available team—in all years when the Orange Bowl is not a semifinal site for the College Football Playoff. The opponent will be the highest ranked available team from the SEC, Big Ten or Notre Dame.

Eleven ACC football teams have an APR higher than the Division I average of 968, which ties for most among peer conferences. In all sports, the ACC leads all Power 5 conferences with 95 teams from member schools recognized in the most recent NCAA APR Public Recognition Awards.

Ten of 14 ACC Football teams earned a graduation success rate (GSR) at or above the FBS average. That was second-most among Power 5 conferences, both in terms of percentage and in total number.

The ACC remains the only Power 5 conference to have multiple teams score 90 or higher in GSR each year since 2005. Duke (96), Wake Forest (93) and Boston College (90) reached that plateau last year.

In its 2018 U.S. News and World “Best Colleges” rankings, ACC member schools combine for an average rank of 54.7, marking the 12th straight year that the ACC has led all Power 5 conferences.

ACC DIVISIONAL TIEBREAKER

If more than one team in the same division is tied for the best winning percentage in its Conference games, the procedures listed below will be followed to determine the division's representative in the Dr Pepper ACC Championship Game:

Two-Team Tie:

1. Head-to-head competition between the two tied teams.
2. Win percentage of the tied teams within the division.
3. Head-to-head competition versus the team within the division with the best overall win percentage. (Divisional and non-divisional) and proceeding through the division. Multiple ties within the division will be broken from first-to-last using the league's tiebreaking procedures.
4. Overall win percentage versus all common non-divisional opponents.
5. Combined win percentage vs. all non-divisional opponents.
6. Win percentage versus common non-divisional opponents based on their order of finish (overall conference win percentage) and proceeding through other common non-divisional teams based upon their divisional order of finish.
7. The tied team with the higher ranking by the Team Rating Score metric provided by SportSource Analytics following the conclusion of regular season games.
8. The representative shall be chosen by a draw as administered by the Commissioner or the Commissioner's designee.

Three-Team (or More) Team Tie

(Once a team is eliminated from the tie, the tie-breaker procedures restart for the remaining teams. If the three (or more) team tie can be reduced to two teams, the two-team tiebreaker format will then be applied.)

1. Combined head-to-head win percentage among the tied teams.
2. Win percentage of the tied teams within the division.
3. Head-to-head competition versus the team within the division with the best overall (divisional and non-divisional) Conference win percentage, and proceeding through the division. Multiple ties within the division will be broken first to last, using the league's tie-breaker policies.
4. Combined win percentage versus all common non-divisional opponents.
5. Overall win percentage versus non-divisional opponents.
6. Win percentage versus common non-divisional opponents based upon their order of finish (overall win percentage) and proceeding through other common non-divisional opponents based upon their divisional order of finish.
7. The tied team with the higher ranking by the Team Rating Score metric provided by SportSource Analytics following the conclusion of regular season games.
8. The representative shall be chosen by a draw as administered by the Commissioner or the Commissioner's designee.

2019 COMPOSITE SCHEDULE



WEEK 0

Saturday, Aug. 24

Miami 20 vs. No. 8 Florida 24 7 p.m., ESPN
(Camping World Kickoff, Orlando, Fla.)

WEEK 1

Thursday, Aug. 29

Georgia Tech 14 at No. 1 Clemson 52 8 p.m., ACCN

Friday, Aug. 30

Utah State 35 at Wake Forest 38 8 p.m., ACCN

Saturday, Aug. 31

Duke 3 vs. No. 2 Alabama 42 3:30 p.m., ABC
(Chick-fil-A Kickoff, Atlanta, Ga.)
North Carolina 24 vs. South Carolina 20 3:30 p.m., ESPN
(Belk College Kickoff, Charlotte, N.C.)
East Carolina 6 at NC State 34 Noon, ACCN
Virginia Tech 28 at Boston College 35 4 p.m., ACCN
No. 22 Syracuse 24 at Liberty 0 6 p.m., ESPN+
Boise State 36 at Florida State 31 Noon, ESPN
Virginia 30 at Pitt 14 7:30 p.m., ACCN

Monday, Sept. 2

No. 9 Notre Dame 35 at Louisville 17 8 p.m., ESPN

WEEK 2

Friday, Sept. 6

William & Mary 17 at Virginia 52 8 p.m., ACCN
Wake Forest 41 at Rice 21 8 p.m., CBSSN

Saturday, Sept. 7

Ohio 10 at Pitt 20 11 a.m., ACCN
No. 21 Syracuse 20 at Maryland 63 Noon, ESPN
Old Dominion 17 at Virginia Tech 31 Noon, ESPN
Western Carolina 0 at NC State 41 12:30 p.m., RSN
South Florida 10 at Georgia Tech 14 2 p.m., ACCN
Richmond 13 at Boston College 45 3:30 p.m., ACCN
No. 12 Texas A&M 10 at No. 1 Clemson 24 3:30 p.m., ABC
ULM 44 at Florida State 45 5 p.m., ACCN
North Carolina A&T 13 at Duke 45 6 p.m., ACCN
Eastern Kentucky 0 at Louisville 42 7 p.m., ACCN
Miami 25 at North Carolina 28 8 p.m., ACCN

WEEK 3

Friday, Sept. 13

North Carolina at Wake Forest (non-conference)
..... 6 p.m., ESPN
Kansas at Boston College 7:30 p.m., ACCN

Saturday, Sept. 14

NC State at West Virginia Noon, FS1
Pitt at Penn State Noon, ABC
Furman at Virginia Tech Noon, ACCN
The Citadel at Georgia Tech 12:30 p.m., RSN
Louisville at Western Kentucky 4 p.m., Stadium
Bethune-Cookman at Miami 4 p.m., ACCN
Duke at Middle Tennessee 7 p.m., Facebook
Florida State at Virginia 7:30 p.m., ACCN
Clemson at Syracuse 7:30 p.m., ABC

WEEK 4

Saturday, Sept. 21

Western Michigan at Syracuse Noon, ACCN
Boston College at Rutgers Noon, BTN
Elon at Wake Forest Noon, RSN
Louisville at Florida State 3:30 p.m., ABC/ESPN/ESPN2
Appalachian State at North Carolina 3:30 p.m., RSN
UCF at Pitt 3:30 p.m., ABC/ESPN/ESPN2
Central Michigan at Miami 4 p.m., ACCN
Ball State at NC State 7 p.m., ESPN
Old Dominion at Virginia 7 p.m., ESPN2
Charlotte at Clemson 7:30 p.m., ACCN

WEEK 5

Friday, Sept. 27

Duke at Virginia Tech 7 p.m., ESPN

Saturday, Sept. 28

Virginia at Notre Dame 3:30 p.m., NBC
Wake Forest at Boston College
Clemson at North Carolina
NC State at Florida State
Georgia Tech at Temple
Delaware at Pitt
Holy Cross at Syracuse

WEEK 6

Saturday, Oct. 5

Boston College at Louisville
Pitt at Duke
North Carolina at Georgia Tech
Virginia Tech at Miami

WEEK 7

Thursday, Oct. 10

Syracuse at NC State 8 p.m., ESPN

Friday, Oct. 11

Virginia at Miami 8 p.m., ESPN

Saturday, Oct. 12

Florida State at Clemson
Georgia Tech at Duke
Louisville at Wake Forest
Rhode Island at Virginia Tech

WEEK 8

Friday, Oct. 18

Pitt at Syracuse 7 p.m., ESPN

Saturday, Oct. 19

NC State at Boston College
Clemson at Louisville
Duke at Virginia
Florida State at Wake Forest
Georgia Tech at Miami
North Carolina at Virginia Tech

WEEK 9

Saturday, Oct. 26

Boston College at Clemson
Duke at North Carolina
Syracuse at Florida State
Virginia at Louisville
Miami at Pitt

WEEK 10

Saturday, Nov. 2

Virginia Tech at Notre Dame 2:30 p.m., NBC
Boston College at Syracuse
Wofford at Clemson
Miami at Florida State
Pitt at Georgia Tech
Virginia at North Carolina
NC State at Wake Forest

WEEK 11

Saturday, Nov. 9

Florida State at Boston College
Clemson at NC State
Notre Dame at Duke TBD, ACCN
Georgia Tech at Virginia
Louisville at Miami
Wake Forest at Virginia Tech

WEEK 12

Thursday, Nov. 14

North Carolina at Pitt 8 p.m., ESPN

Saturday, Nov. 16

Wake Forest at Clemson
Syracuse at Duke
Alabama State at Florida State
Virginia Tech at Georgia Tech
Louisville at NC State

WEEK 13

Thursday, Nov. 21

NC State at Georgia Tech 8 p.m., ESPN

Saturday, Nov. 23

Boston College at Notre Dame 2:30 p.m., NBC
Miami at FIU 7 p.m., CBSSN
Duke at Wake Forest
Syracuse at Louisville
Mercer at North Carolina
Pitt at Virginia Tech
Liberty at Virginia

WEEK 14

Friday, Nov. 29

Virginia Tech at Virginia TBD, ABC or ESPN

Saturday, Nov. 30

Boston College at Pitt
Clemson at South Carolina
Miami at Duke
Florida State at Florida
Georgia at Georgia Tech
Louisville at Kentucky
North Carolina at NC State
Wake Forest at Syracuse

ACC FOOTBALL CHAMPIONSHIP GAME

Saturday, Dec. 7

Atlantic Division Champion vs. Coastal Division Champion
(Bank of America Stadium, Charlotte, North Carolina)

Quarterback

Sept. 3	Jamie Newman, QB, Wake Forest
Sept. 9	Sam Howell, QB, North Carolina
Sept. 16	
Sept. 23	
Sept. 30	
Oct. 7	
Oct. 14	
Oct. 21	
Oct. 28	
Nov. 4	
Nov. 11	
Nov. 18	
Nov. 25	
Dec. 2	

Running Back

Sept. 3	Travis Etienne, RB, Clemson
Sept. 9	Cam Akers, RB, Florida State
Sept. 16	
Sept. 23	
Sept. 30	
Oct. 7	
Oct. 14	
Oct. 21	
Oct. 28	
Nov. 4	
Nov. 11	
Nov. 18	
Nov. 25	
Dec. 2	

Offensive Line

Sept. 3	Charlie Heck, OT, North Carolina
Sept. 9	John Phillips, Boston College & John Simpson, Clemson
Sept. 16	
Sept. 23	
Sept. 30	
Oct. 7	
Oct. 14	
Oct. 21	
Oct. 28	
Nov. 4	
Nov. 11	
Nov. 18	
Nov. 25	
Dec. 2	

Receiver

Sept. 3	Sage Surratt, WR, Wake Forest
Sept. 9	Scotty Washington, WR, Wake Forest
Sept. 16	
Sept. 23	
Sept. 30	
Oct. 7	
Oct. 14	
Oct. 21	
Oct. 28	
Nov. 4	
Nov. 11	
Nov. 18	
Nov. 25	
Dec. 2	

Defensive Line

Sept. 3	Josh Black, NT, Syracuse
Sept. 9	Tomon Fox, DE, North Carolina
Sept. 16	
Sept. 23	
Sept. 30	
Oct. 7	
Oct. 14	
Oct. 21	

Oct. 28	
Nov. 4	
Nov. 11	
Nov. 18	
Nov. 25	
Dec. 2	

Linebacker

Sept. 3	Rayshard Ashby, LB, Virginia Tech
Sept. 9	Charlie Harris, LB, Georgia Tech
Sept. 16	
Sept. 23	
Sept. 30	
Oct. 7	
Oct. 14	
Oct. 21	
Oct. 28	
Nov. 4	
Nov. 11	
Nov. 18	
Nov. 25	
Dec. 2	

Defensive Back

Sept. 3	Myles Wolfolk, SS, North Carolina
Sept. 9	K'Von Wallace, SS, Clemson
Sept. 16	
Sept. 23	
Sept. 30	
Oct. 7	
Oct. 14	
Oct. 21	
Oct. 28	
Nov. 4	
Nov. 11	
Nov. 18	
Nov. 25	
Dec. 2	

Specialist

Sept. 3	Brian Delaney, PK, Virginia
Sept. 9	Joe Reed, KR, Virginia
Sept. 16	
Sept. 23	
Sept. 30	
Oct. 7	
Oct. 14	
Oct. 21	
Oct. 28	
Nov. 4	
Nov. 11	
Nov. 18	
Nov. 25	
Dec. 2	

Rookie

Sept. 3	Sam Howell, QB, North Carolina
Sept. 9	Sam Howell, QB, North Carolina
Sept. 16	
Sept. 23	
Sept. 30	
Oct. 7	
Oct. 14	
Oct. 21	
Oct. 28	
Nov. 4	
Nov. 11	
Nov. 18	
Nov. 25	
Dec. 2	

	BC	Clem	Duke	FSU	GT	UL	AP/USA Today/CFP	UM	NC	NCSU	Pitt	SU	VA	VT	WF
Preseason	-/-/-	1/1/-	-/RV/-	-/RV/-	-/-/-	-/-/-	RV/RV/-	-/-/-	-/RV/-	-/-/-	22/22/-	RV/RV/-	RV/RV/-	-/-/-	-/-/-
Week 2	RV/RV/-	1/1/-	-/-/-	-/-/-	-/-/-	-/-/-	RV/RV/-	RV/RV/-	-/RV/-	-/-/-	21/22/-	RV/RV/-	-/-/-	-/-/-	-/-/-
Week 3	RV/RV/-	1/1/-	-/-/-	-/-/-	-/-/-	-/-/-	-/-/-	RV/RV/-	-/RV/-	-/-/-	RV/-/-	25/RV/-	-/-/-	-/RV/-	-/RV/-
Week 4															
Week 5															
Week 6															
Week 7															
Week 8															
Week 9															
Week 10															
Week 11															
Week 12															
Week 13															
ACC CG															
Bowls															
Final															

ACC ASSOCIATED PRESS RANKING HISTORY

*Reflects rankings only while a member of the ACC

School	Consecutive Polls	Top 10	No. 1	Weeks Ranked
Boston College	-	35	1	41
Clemson	71	158	13	428
Duke	-	57	-	173
Florida State	-	362	72	553
Georgia Tech	-	146	-	299
Louisville	-	8	-	26
Miami	-	299	68	484
North Carolina	-	76	1	246
NC State	-	11	-	155
Pitt	-	-	-	5
Syracuse	-	-	-	9
Virginia	1	24	3	168
Virginia Tech	-	94	-	295
Wake Forest	-	-	-	41

COLLEGE FOOTBALL PLAYOFF RANKINGS

School	N5	N12	N19	N26	D3	D8
--------	----	-----	-----	-----	----	----

ASSOCIATED PRESS RANKINGS

School	P	S3	S8
Clemson	1	1	1
Alabama	2	2	2
Georgia	3	3	3
LSU	6	6	4
Oklahoma	4	4	5
Ohio State	5	5	6
Notre Dame	9	8	7
Auburn	16	10	8
Florida	8	11	9
Michigan	7	7	10
Utah	14	13	11
Texas	10	9	12
Penn State	15	15	13
Wisconsin	19	17	14
Oregon	11	16	15
Texas A&M	12	12	16
UCF	17	18	17
Michigan State	18	19	18
Iowa	20	20	19
Washington St.	23	22	20
Maryland	-	-	21
Boise State	-	24	22
Washington	13	14	23
USC	-	-	24
Virginia	-	-	25
Syracuse	22	21	-
Stanford	25	23	-
Iowa State	21	t25	-
Nebraska	24	t25	-

ATLANTIC DIVISION

BOSTON COLLEGE

Web: bceagles.com
Shipping & Mailing: 238 Conte Forum, 140 Commonwealth, Ave., Chestnut Hill, MA 02467
Office Phone: 617-552-3004
Associate Athletics Director: Jason Baum, j.baum@bc.edu, 201-966-6338
Associate Director/Secondary Football Contact: Brendan Flynn, flynnhu@bc.edu, 203-415-5381
Twitter: @BCFootball; @BCEagles
Weekly Press Conference: Monday at noon



CLEMSON

Web: ClemsonTigers.com
Mailing: PO Box 31, Clemson, SC 29633
Shipping: 100 Perimeter Road/Jervey Athletic Center, Clemson, SC 29634
Office Phone: 864-656-2114
Football Contact: Ross Taylor, rt5@clemson.edu, 972-741-7778
Sr. Assoc. Director of Communications: Brian Hennessy, bhennes@clemson.edu, 864-986-9046
Twitter: @ClemsonTigers; @ClemsonFB
Weekly Press Conference: Tuesday, 11 a.m. (Monday at 11 a.m. for Aug. 29 game)



FLORIDA STATE

Web: seminoles.com
Mailing: PO Box 2195, Tallahassee, FL 32316
Shipping: 403 Stadium Drive West, D0107, Tallahassee, FL 32306
Office Phone: 850-645-7683
Sr. Assoc. Communications Director: Derek Satterfield, dsatterfield@fsu.edu, 850-228-7204
Secondary Football Contact: Steven McCartney, smccartney@fsu.edu, 850-322-6711
Twitter: @FSUFootball, @Seminoles
Weekly Press Conference: Monday at noon



LOUISVILLE

Web: GoCards.com
Mailing & Shipping: 2100 S. Floyd Street, Louisville, KY 40208
Office Phone: 502-852-6581
Sr. Associate AD/SID: Kenny Klein, kenny@gocards.com (credentials)
Assistant SID/Football Contact: Rocco Gasparro, rocco@gocards.com, 502-262-2258
Assistant SID/Secondary Football Contact: Stephen Williams, stephen@GoCards.com, 502-544-0282
Twitter: @UofLFootball; @GoCards
Weekly Press Conference: Monday at noon



NC STATE

Web: GoPack.com
Mailing: Campus Box 8504, Raleigh, NC 27607
Shipping: Murphy Football Center, 4600 Trinity Road, Raleigh, NC 27607
Office Phone: 919-515-1181
Assistant Athletics Director: Annabelle Myers, annabelle_myers@ncsu.edu, 919-819-8302
Director of Athletics Digital Communications/Secondary Football: Brian Reinhardt, brian_reinhardt@ncsu.edu, 919-819-8317
Twitter: @PackFootball
Weekly Press Conference: Monday at noon



SYRACUSE

Web: Cuse.com
Mailing & Shipping: Manley Fieldhouse, 1301 East Colvin Street, Syracuse, NY 13244
Office Phone: 315-443-2608
Executive Senior Associate AD/Chief Communications Officer: Sue Edson, sedson@syr.edu (credentials)
Assistant Director/Football SID: Mike Morrison, mdmorriss@syr.edu, 315-952-4809
Secondary FB Contact: Tyler Cady, tpcady@syr.edu, 315-941-6569
Twitter: @CuseFootball, @Cuse
Weekly Press Conference: Monday at 11:30 a.m.



WAKE FOREST

Web: GoDeacs.com
Mailing & Shipping: 519 Deacon Blvd., Winston-Salem, N.C. 27105
Office Phone: 336-758-5640
Associate AD/Athletic Communications: Steve Shutt, shuttsj@wfu.edu, 336-970-7512
Assistant Director/Secondary Football Contact:
Twitter: @WakeFB; @DemonDeacons
Weekly Press Conference: Tuesday at 11 a.m.



COASTAL DIVISION

DUKE

Web: GoDuke.com
Mailing: Box 90557, Durham, NC 27708-0557
Shipping: Scott Family Athletics Performance Center, Room 364, 110 Whitford Drive, Durham, NC 27708
Office Phone: 919-684-2633
Senior Associate Director of Athletics/External Affairs: Art Chase, chasea@duke.edu
Cell: 919-599-9820
Football Contact: Kat Castner, kaitlyn.castner@duke.edu, 484-695-0670
Twitter: @DukeFootball; @DukeAthletics
Weekly Press Conference: Tuesday at 12:30 p.m.



GEORGIA TECH

Web: ramblinwreck.com
Mailing & Shipping: 150 Bobby Dodd Way NW, Atlanta, GA 30332
Office Phone: 404-894-5445
Assistant AD for Communications/PR: Mike Flynn, mflynn@athletics.gatech.edu, 828-964-6406
Assistant Director/Secondary Football Contact: Andrew Clausen, aclausen@athletics.gatech.edu, 678-764-0867
Twitter: @GeorgiaTechFB
Weekly Press Conference: Tuesday at 11:30 a.m. (Sunday at 3:15 p.m. for Aug. 29 game)



MIAMI

Web: HurricaneSports.com
Mailing & Shipping: 5821 San Amaro Drive, Coral Gables, FL 33146
Office Phone: 305-284-3244; Fax: 305-284-2807
Sr. Associate AD/Communications & Digital Strategy: Carter Toole, carter.toole@miami.edu, 615-598-8540
Director/Football Contact: Camron Ghorbi, c.ghorbi@miami.edu, 786-877-7329
Twitter: @CanesFootball; @MiamiHurricanes
Weekly Press Conference: Monday at 1 p.m.



NORTH CAROLINA

Web: GoHeels.com
Mailing: PO Box 2126, Chapel Hill, NC 27514
Shipping: Smith Center/2nd floor, 300 Skipper Bowles Dr., Chapel Hill, NC 27514
Office Phone: 919-962-2123
Associate Director/Football Contact: Jeremy Sharpe, jsharpe7@unc.edu, 520-275-9895
Assistant Director/Secondary Football Contact: Mark Kimmel, mkimmel@unc.edu, 919-619-3344
Twitter: @TarHeelFootball; @GoHeels
Weekly Press Conference: Monday at 11 a.m.



PITT

Web: PittsburghPanthers.com
Mailing: P.O. Box 7436, Pittsburgh, PA 15213-0436
Shipping: Petersen Events Center, 3719 Terrace Street, Pittsburgh, Pa. 15261
Office Phone: 412-648-8420
Executive Associate AD/Media Relations: E.J. Borghetti, eborghetti@athletics.pitt.edu, 412-491-5110
Assistant Director/Secondary Football Contact: R.J. Sepich, rsepich@athletics.pitt.edu, 412-452-1992
Twitter: @Pitt_FB; @Pitt_ATHLETICS
Weekly Press Conference: Monday at noon



VIRGINIA

Web: VirginiaSports.com
Mailing: PO Box 400853, Charlottesville, VA 22904-4853
Shipping: 295 Massie Road, Charlottesville, VA 22903
Office Phone: 434-982-5500
Assistant AD: Jim Daves, jimdaves@virginia.edu, 434-962-7668
Assistant Director/Primary Football Contact: Vince Briedis, briedis@virginia.edu, 434-326-3792
Twitter: @UVAFootball; @VirginiaSports
Weekly Press Conference: Monday at noon



VIRGINIA TECH

Web: HokieSports.com
Mailing & Shipping: 401 Cassell Coliseum - 675 Washington Street SW - Blacksburg, VA 24061
Office Phone: 540-213-9965
Associate Athletics Director: Pete Moris, Morisvt@vt.edu, 816-213-5411
Associate Director/Secondary Football Contact: Peter Long, lpeter@vt.edu, 732-814-5436
Twitter: @VT_Football; @HokieSports
Weekly Press Conference: Monday at 11:45 a.m.



ACC COMMUNICATIONS STAFF

4512 Weybridge Lane • Greensboro, NC 27407

Kevin Best Sr. Associate Commissioner/Communications
kbest@theacc.org 919-619-7020 (cell)

Andy Fledgerjohn Assistant Commissioner
afledger@theacc.org 434-906-0075 (cell)

Steve Phillips Editorial & Content Manager
sphillips@theacc.org 336-369-1004

Justin Wilson Director
jwilson@theacc.org 336-369-3713

Tyler Beck Assistant Director
tbeck@theacc.org 336-369-3744

THEACC.COM

The Atlantic Coast Conference's official website – theACC.com – is the source for complete conference football information. The media section of the website (theACC.com/media) offers additional information for use by members of the media, including access to ACC PhotoShelter, the home for conference and school logos, head shots of players and coaches from select sports and images from ACC events and championships.

ACCESSING ACC MEDIA PORTAL & DIGITAL LICENSE

ACC Media Portal (Highlights & Press Conferences): The ACC and XOS Digital have partnered to provide individual highlight packages from all ACC-controlled regular season football and men's basketball games to approved TV news affiliates for the 2019-20 seasons. Upon the conclusion of each game, highlights will be available for local TV news affiliates to download and use in televised news programming at no cost. Outlets may access the highlights, along with any weekly head coach press conferences, through the ACC Media Portal. This portal replaces the ACC Video Clip Service (AVCS). The use of ACC game highlights provided through the ACC Media Portal remain subject to those restrictions outlined in the ACC News Access Guidelines. Interested affiliates should email licensing@xosdigital.com to register for the ACC Media Portal and for additional information. Approved affiliates will receive a confirmation email along with credentials to access the ACC Media Portal.


ACC Digital License: Per the ACC News Access Guidelines, game footage (station shot or broadcast) may not be distributed through digital platforms without a license. The ACC and XOS Digital now offer a turnkey digital highlight license specifically designed for local TV affiliates. This license will cover the use of ACC game footage across official station websites, apps, and social media platforms. Distribution of in-game highlights on any platform during the broadcast window is strictly prohibited, regardless of a digital license. Interested affiliates should email licensing@xosdigital.com to receive more information or to purchase a digital license.

ACC Digital Content: Agencies with interest in accessing or licensing ACC digital content beyond what is provided for in the ACC News Access Guidelines and as set forth in the preceding paragraphs should contact Chad Swofford, VP, General Manager of ACC Digital at Raycom Sports, at cswofford@raycomsports.com.

collegepressbox.com
SINCE 2005 EVERYTHING BUT THE PRE-GAME MEAL

COLLEGEPRESSBOX.COM

Now in its 15th season, collegepressbox.com is the official media website of Division I football. Access is provided to approved members of the media as well as a variety of working professionals in the college football industry, including coaches, scouts, analysts and more. In order to be provided with the full range of content, you must register and be approved for access, a process that takes just a few minutes.



In its ninth year in Charlotte, the ACC Football Championship Game will be played at Bank of America Stadium on Saturday, December 7.

2019 ACC CHAMPIONSHIP GAME WEEK SCHEDULE

Sunday, December 1

Coaches Media Teleconference, 4 p.m.

Monday, December 2

Players Media Teleconference, 11:30 a.m.

Friday, December 6

Championship Game Press Conference, 1 p.m. (Bank of America Stadium)

Saturday, December 7

ACC Football Championship Game (Kickoff, TBD)



ACC FOOTBALL CHAMPIONSHIP HEADQUARTERS - CHARLOTTE MARRIOTT CITY CENTER

The Charlotte Marriott City Center will serve as both the ACC Championship Game headquarters and the media headquarters for the ACC's 15th Annual Football Championship Game. A media workroom and hospitality room with complimentary internet wireless connections will be available on Friday and Saturday. The Charlotte Marriott City Center is located at 100 W Trade St, Charlotte, NC 28202, (704) 333-9000.

IMPORTANT DATES FOR COVERING ACC FOOTBALL

Tuesday, September 3

- First ACC Player of the Week Awards announced at 1 p.m. Thereafter, weekly honors will be announced each Monday at 1 p.m. throughout the year.

Monday, November 4

- ACC Football Championship Game credential application website opens.

Sunday, December 1

- Jacobs Blocking Trophy announced, 1 p.m.
- ACC Football Championship Game participating coaches teleconference, 4-5 p.m.
- All-ACC Football Team voting ends at 5 p.m.

Monday, December 2

- ACC Football Championship Game participating student-athletes teleconference, 11:30 a.m.-12:30 p.m. (times subject to change)
- All-ACC Football Team announced, 3 p.m.
- Deadline for media credential applications to ACC Football Championship Game, 5 p.m.

Tuesday, December 3

- ACC Coach, Offensive, Defensive and Overall Rookie of the Year announced, 1 p.m.

Wednesday, December 4

- ACC Offensive, Defensive and Overall Player of the Year Announced, 1 p.m.

Thursday, December 5

- Jim Tatum Award (Top Football Scholar-Athlete) and Brian Piccolo Award, (Most Courageous Football Student-Athlete) announced, 11 a.m.

Friday, December 6

- ACC Football Championship Game Press Conference (Both participating coaches), 1 p.m., Bank of America Stadium
- ACC Night of Legends

Saturday, December 7

- 2019 ACC Football Championship Game, Bank of America Stadium, Charlotte, N.C.

Sunday, December 8

- Selection Sunday – College Football Playoff and ACC Bowl Teams announced

December 18, 2019 & February 5, 2020

- National Football Signing Days

COLLEGE FOOTBALL PLAYOFF RANKINGS

Each fall, the College Football Playoff Selection Committee meets in person to produce interim rankings before Selection Day. During each meeting, the selection committee ranks 25 teams.

The dates for the fall of 2019 are as follows:

Tuesday, Nov. 5
Tuesday, Nov. 12
Tuesday, Nov. 19
Tuesday, Nov. 26
Tuesday, Dec. 3
Sunday, Dec. 8 (selection day and playoff semifinal teams announced)

2020 ACC KICKOFF - THE WESTIN CHARLOTTE

Wednesday, July 22 (Coastal Division Coaches & Student-Athletes); Thursday, July 23 (Atlantic Division Coaches & Student-Athletes)

2019-20 ACC BOWL SELECTION PROCESS

THEACC.COM/BOWLS | @ACCFootball | #ACCFootball



1

IF ACC TEAM(S) SELECTED:

2

NEW YEAR'S SIX

ACC VS SEC/BIG TEN/NOTRE DAME
(ACC CHAMPION OR NEXT HIGHEST-RANKED TEAM IF ACC CHAMPION TO CFP)

ACC TEAMS ELIGIBLE FOR 1 NEW YEAR'S SIX AT-LARGE SPOT WHICH IS IN THE GOODYEAR COTTON BOWL

3

IF THE ACC OPPONENT IN THE ORANGE BOWL IS FROM THE BIG TEN

4

CAMPING WORLD BOWL

5

TIER ONE BOWLS

FOUR SELECTIONS | ALL EQUAL SELECTION STATUS

6

ADDITIONAL BOWLS

UP TO FIVE SELECTIONS | LISTED IN SELECTION ORDER

ACC AFFILIATED BOWL GAMES

Mon., Dec 23	Bad Boy Mowers Gasparilla Bowl	AAC/C-USA/ACC	Tampa, Fla.	2:30 p.m.	ESPN
Thurs., Dec 26	Walk-On's Independence Bowl	ACC/SEC	Shreveport, La.	4 p.m.	ESPN
	Quick Lane Bowl	ACC/Big Ten	Detroit, Mich.	8 p.m.	ESPN
Fri., Dec 27	Military Bowl Presented by Northrop Grumman	ACC/AAC	Annapolis, Md.	Noon	ESPN
	New Era Pinstripe Bowl	ACC/Big Ten	Bronx, N.Y.	3:20 p.m.	ESPN
Sat., Dec 28	Camping World Bowl	ACC/Big 12	Orlando, Fla.	Noon	ABC
	Goodyear Cotton Bowl Classic	At-large/At-large	Arlington, Texas	Noon	ESPN
	Chick-fil-A Peach Bowl	At-large/At-large	Atlanta, Ga.	4 or 8 p.m.	ESPN
	PlayStation Fiesta Bowl	At-large/At-large	Glendale, Ariz.	4 or 8 p.m.	ESPN
Mon., Dec 30	Franklin American Music City Bowl	ACC/SEC or Big Ten	Nashville, Tenn.	4 p.m.	ESPN
	Capital One Orange Bowl	ACC/SEC, Big Ten or Notre Dame	Miami Gardens, Fla.	8 pm.	ESPN
Tues., Dec 31	Belk Bowl	ACC/SEC	Charlotte, N.C.	Noon	ESPN
	Tony the Tiger Sun Bowl	ACC/Pac-12	El Paso, Texas	2 p.m.	CBS
Wed., Jan 1	VRBO Citrus Bowl	SEC/ACC or Big Ten	Orlando, Fla.	1 p.m.	ABC
Thurs., Jan 2	Tax Slayer Gator Bowl	ACC/Big Ten/SEC	Jacksonville, Fla.	7 p.m.	ESPN
	Birmingham Bowl	SEC/AAC/ACC	Birmingham, Ala.	3 p.m.	ESPN
Mon., Jan 13	CFP National Championship	At-large/At-large	New Orleans, La.	8 p.m.	ESPN

ACC BOWL SELECTION PROCESS

College Football Playoff (four teams)

The Chick-fil-A Peach Bowl and PlayStation Fiesta Bowl are national semifinal sites for the 2019 season. There is no limit on how many teams from one conference can appear in the CFP.

ACC Champion - Top Four CFP Ranking

If the ACC Champion is in the top four of the final CFP rankings, it will play in one of the national semifinal games.

ACC Champion - Not in Top Four CFP Ranking

If the ACC Champion is not in the top four of the final CFP rankings, it will appear in the Capital One Orange Bowl against the highest ranked available team from the Big Ten, SEC or Notre Dame following team selection by the Rose (Big Ten) and Sugar (SEC) Bowls.



HOME OF THE ACC

Capital One Orange Bowl

The Capital One Orange Bowl will host the ACC Champion (or highest ranked ACC team not ranked in the top four against the highest ranked available team from the Big Ten, SEC or Notre Dame following team selection by the Rose (Big Ten) and Sugar (SEC) bowls.

VRBO Citrus Bowl/Camping World Bowl

If the ACC opponent in the Capital One Orange Bowl is from the Big Ten, then an ACC team will be selected for the VRBO Citrus Bowl. The Camping World Bowl has the first pick of an ACC team after the CFP, New Year's Six Bowls and Citrus Bowl are filled.

Tier One Bowls (all equal selection status)

Belk Bowl
Franklin American Mortgage Music City Bowl or
TaxSlayer Gator Bowl
New Era Pinstripe Bowl
Tony the Tiger Sun Bowl

Additional Bowls

Military Bowl Presented by Northrop Grumman
Walk-On's Independence Bowl
Quick Lane Bowl

Secondary*

Bad Boy Mowers Gasparilla Bowl
Birmingham Bowl

*If not filled by other conferences and additional ACC teams are available.



Friday, September 13
North Carolina (2-0, 1-0 ACC)
at Wake Forest (2-0, 0-0 ACC)
6 p.m.; ESPN
UNC leads series, 69-35-2
Last meeting: UNC, 50-14 (2015)

Head Coaches:

North Carolina - Mack Brown (71-46-1 in 11th season at North Carolina; 246-122-1 in 31st season overall)
Wake Forest - Dave Clawson (30-35 in sixth season at Wake Forest; 120-115 in 20th season overall)

Notes: North Carolina and Wake Forest square off in a historical Friday night non-conference game • It marks the first time since the ACC was founded in 1953 that two member schools have met in a football game designated as "non-conference" • The game will count on both teams' overall records but not in the ACC standings • UNC holds a 69-35-2 lead in the series, which was first played in 1888 • The Tar Heels won the most recent meeting by a 50-14 score on Oct. 17, 2015, in Chapel Hill as QB Marquise Williams threw three touchdown passes to WR Mack Hollins and also ran for another score • Wake Forest had won three of the previous four meetings between the programs prior to that game ... While Friday's meeting will be the 107th between the in-state rivals, the teams will be going head to head for just the sixth time since 2005 • Wake Forest is set to visit UNC for another non-conference game in 2021.



Friday, September 13
Kansas (1-1, 0-0 Big 12)
at Boston College (2-0, 1-0 ACC)
7:30 p.m.; ACC Network
First meeting

Head Coaches:

Boston College - Steve Addazio (40-38 in seventh season at BC; 53-49 in ninth season overall)
Kansas - Les Miles (1-1 in first season at Kansas; 144-56 in 17th season overall)

Notes: Boston College plays its third consecutive home game to open the 2019 season as the Eagles welcome Kansas to Alumni Stadium for the first ever meeting between the programs • Boston College is 22-28-1 all-time against current members of the Big 12 • Friday night's contest is the first of a two-game series between the schools, with Boston College scheduled to visit Kansas on Sept. 19 of next season • The Eagles seek to start the season 3-0 for the second consecutive year • Boston College will play its first road game of the season next week at Rutgers but then returns home to face Wake Forest on Sept. 28 • Five of the Eagles' first seven games are in Chestnut Hill • The Jayhawks, led by first-year head coach Les Miles, will be the first BC opponent from the state of Kansas since the Eagles defeated Kansas State in the Aloha Bowl on Christmas Day 1994.



Saturday, September 14
NC State (2-0, 0-0 ACC)
at West Virginia (1-1, 0-0 Big 12)
Noon; FS1
Series tied, 5-5
Last meeting: NCSU, 23-7 (2010)

Head Coaches:

NC State - Dave Doeren (45-34 in seventh season at NC State; 68-38 in ninth season overall)
West Virginia - Neil Brown (1-1 in first season at West Virginia; 36-17 in fifth season overall)

Notes: NC State faces West Virginia for the 11th time, but the first since the Wolfpack's 23-7 victory in the 2010 Champs Sports Bowl in Orlando • QB Russell Wilson, who earned the bowl's MVP honor, threw for 275 yards and two touchdowns to lead NC State • The series was first played on Oct. 22, 1914, with NC State winning 26-13 in Raleigh • Two memorable meetings took place at the Peach Bowl in Atlanta, where Wolfpack teams coached by Lou Holtz were matched against West Virginia teams coached by Bobby Bowden in 1972 and 1975 • NC State won the first meeting by a 49-13 score • Bowden's Mountaineers defeated Holtz and the Wolfpack 13-10 in 1975 in the final game for both legendary coaches at those respective schools • NC State has since won three straight versus West Virginia (back-to-back in 1978 and 1979 in addition to the 2010 Champs Sports Bowl victory).



Saturday, September 14
Pitt (1-1, 0-1 ACC)
at #13/11 Penn State (2-0, 0-0 Big Ten)
Noon; ABC
Penn State leads series, 52-43-4
Last meeting: PSU, 51-6 (2018)

Head Coaches:

Pitt - Pat Narduzzi (29-25 in fifth season at Pitt and overall)
Penn State - James Franklin (47-21 in sixth season at Penn State; 71-36 in ninth season overall)

Notes: Pitt seeks to halt a two-game Penn State winning streak in a rivalry that resumed in 2016 following a 16-year hiatus • QB Trace McSorley threw for two touchdowns and ran for another as the Nittany Lions pulled away in last season's meeting at Pittsburgh's Heinz Field • Saturday will mark the 100th meeting in the series, which was first played in 1893, but the first time since 1997-2000 that the teams have met in four consecutive years • The Panthers are seeking their first win at Penn State since 1988, when freshman RB Curvin Richardson's 159-yard rushing day led Pitt to a 14-7 victory • Following Saturday's in-state road trip, Pitt returns home for a two-game stand against UCF (Sept. 21) and Delaware (Sept. 28) • A total of 47 players and coaches who have taken part in the rivalry game - 24 from Penn State and 23 from Pitt - are members of the College Football Hall of Fame.



Saturday, September 14
Furman (1-1, 0-0 SoCon)
at Virginia Tech (1-1, 0-1 ACC)
Noon; ACC Network
VT leads series, 6-0
Last meeting: VT, 42-3 (2015)

Head Coaches:

Virginia Tech - Justin Fuente (26-16 in fourth season at Virginia Tech; 52-39 in eighth season overall)
Furman - Clay Hendrix (15-10 third season at Furman and overall)

Notes: Virginia Tech continues a three-game homestand by welcoming the Paladins to Lane Stadium for the third time in the last 12 seasons • The Hokies won the most recent meeting 42-3 in 2015 as QB Brenden Motley threw two touchdown passes and ran for another score in his first career start • The series began 80 years ago this fall, with the programs meeting four times in nine seasons from 1939 through 1947 • Aside from Virginia Tech's 7-6 win at Greenville, S.C., on Sept. 26, 1942, all of the games in the series have been played in Blacksburg • Furman, which finished in a three-way tie for Southern Conference championship last season, was picked for a second-place finish in 2019 by both the league coaches and media in preseason • Additional ACC opponents on Furman's upcoming football schedules include a road trip to NC State in 2021 and short trips to neighboring Clemson in 2022 and 2025.



Saturday, September 14
The Citadel (0-2, 0-0 SoCon)
at Georgia Tech (1-1, 0-0 ACC)
12:30 p.m.; RSN
Georgia Tech leads series, 10-0
Last meeting: GT, 35-7 (2001)

Head Coaches:

Georgia Tech - Geoff Collins (1-1 in first season at Georgia Tech; 16-11 in third season overall)
The Citadel - Brent Thompson (20-16 in fourth season at The Citadel and overall)

Notes: Georgia Tech hosts its second consecutive non-conference opponent of the 2019 season when it welcomes The Citadel on Saturday afternoon • The Yellow Jackets are 10-0 versus the Bulldogs in the series, which was played most recently in 2001 • Following back-to-back games in Charleston, S.C., in 1912 and 1913, Saturday will mark the ninth consecutive game between the programs in Atlanta • The Yellow Jackets faced the Bulldogs as the nation's No. 11 team on Sept. 1, 2001, when QB George Godsey passed for 224 yards and two touchdowns in a 35-7 Georgia Tech victory • Following Saturday's game, the Yellow Jackets have an open date before traveling on Sept. 28 to Temple, where current Tech head coach Geoff Collins coached the Owls to 15 wins and two bowl games in two seasons before taking the reins in Atlanta in early December of last year.



Saturday, September 14
Louisville (1-1, 0-0 ACC)
vs. Western Kentucky (1-1, 1-0 C-USA)
4 p.m.; Stadium
Louisville leads series, 20-12
Last meeting: UL, 20-17 (2018)

Head Coaches:

Louisville - Scott Satterfield (1-1 in first season at Louisville; 53-25 in seventh season overall)
WKU - Tyson Helton (1-1 in first season at Western Kentucky and overall)

Notes: The Cardinals will face the in-state opponent Hilltoppers on a neutral field for the first time when they meet at Nashville's Nissan Stadium on Saturday afternoon • Louisville captured its 10th consecutive win in the series last Sept. 15, holding off visiting Western Kentucky for a 20-17 victory • RB Dae Williams rushed for a pair of 1-yard touchdowns in the fourth quarter, including the go-ahead score with 5:01 remaining, as Louisville rallied from a 14-0 deficit • It marked the first meeting between the programs since Oct. 31, 1998, when the Cardinals rolled to a 63-34 win at home • The teams are set to meet for a third straight season back at Louisville in 2020 • Separated by less than 60 miles, the schools first played in 1922 and then other for 11 more consecutive seasons • Saturday's game be the series' first not played in Louisville since 1954, when the Hilltoppers posted a 25-7 win at home..



Saturday, September 14
Bethune-Cookman (1-0, 0-0 MEAC)
at Miami (0-2, 0-1 ACC)
4 p.m.; ACC Network
Miami leads series, 4-0
Last meeting: Miami, 41-13 (2017)

Head Coaches:

Miami - Manny Diaz (0-2 in first season at Miami and overall)
Bethune-Cookman - Terry Sims (28-17 in fifth season at Bethune-Cookman and overall)

Notes: The Hurricanes play their 2019 season home opener when they welcome Bethune-Cookman on Saturday • The programs last met in 2017, with the Hurricanes winning 41-13 at home • QB Malik Rosier threw for 217 yards and three touchdowns, and RB Mark Walton rushed for 148 yards and two touchdowns to lead Miami • Bethune-Cookman is the second of four in-state opponents on the Hurricanes' 2019 schedule, but the only one that will play in Miami Gardens • Miami will travel to Tallahassee to face Florida State on Nov. 2 and plays at FIU on Nov. 23 • The Hurricanes faced Florida in their season opener at Orlando's Camping World Stadium on Aug. 24 • Saturday's game is also the first of five consecutive home contests for Miami, which does not play on the road again until it travels to Pitt for an ACC Coastal Division matchup on Oct. 26.



Saturday, September 14
Duke (1-1, 0-0 ACC)
at Middle Tennessee (1-1, 0-0 C-USA)
7 p.m.; Facebook
First meeting

Head Coaches:

Duke - David Cutcliffe (68-73 in 12th season at Duke; 112-102 in 18th season overall)
Middle Tennessee - Rick Stockstill (88-79 in 14th season at Middle Tennessee and overall)

Notes: Duke plays its third consecutive game against non-conference opposition to open the 2019 season when it travels to Middle Tennessee State on Saturday evening • It will be the first true road test of the season for the Blue Devils, who opened the season against No. 2 Alabama in Atlanta and played host to North Carolina A&T last weekend • This is the first game in a pair of home-and-home series involving Duke and MTSU • The Raiders are scheduled to visit Durham next season, and another back-to-back series is set for 2024 and 2025 • Duke is part of an ambitious 2019 slate for MTSU and head coach Rick Stockstill, who played at Michigan in their season opener and visit Iowa next week • Stockstill, a former Florida State graduate whose resume includes 14 years as a Clemson assistant under four head coaches, led the Raiders to the 2018 C-USA Football Championship Game.



Saturday, September 14
Florida State (1-1, 0-0 ACC)
at #25/- Virginia (2-0, 1-0 ACC)
7:30 p.m.; ACC Network
FSU leads series, 15-3
Last meeting: FSU, 34-20 (2014)

Head Coaches:

Florida State - Willie Taggart (6-8 in second season at FSU; 53-57 in 10th season overall)
Virginia - Bronco Mendenhall (18-22 in fourth season at Virginia; 116-66 in 15th season overall)

Notes: Saturday evening's game will be the 19th meeting between the programs but the first since 2014 and the first in Charlottesville since 2010 • Florida State has won three of the last four meetings, including the most recent by a score of 34-20 on Nov. 8, 2014 • FSU QB Jameis Winston threw for 261 yards and accounted for two touchdowns, while WR Rashad Greene had 13 receptions for 136 yards and one score • That win was the 25th straight for the then defending national champion Seminoles, who were en route to successfully defending their ACC title and earning a spot in the CFP field • The Seminoles are 6-2 versus the Cavaliers in Charlottesville, but one of Virginia's wins was the memorable 33-28 victory in 1995 that marked FSU's first conference loss since joining the ACC for the 1992 season • Saturday night's game will be the first road test of this season for Florida State.



Saturday, September 14
#1/1 Clemson (2-0, 1-0 ACC)
at Syracuse (1-1, 0-0 ACC)
7:30 p.m.; ABC
Clemson leads series, 5-2
Last meeting: CU, 27-23 (2018)

Head Coaches:

Clemson - Dabo Swinney (118-30 in 12th season at Clemson and overall)
Syracuse - Dino Babers (19-20 in fourth season at Syracuse; 56-36 in eighth season overall)

Notes: An ABC television audience will look on as defending national champion Clemson travels to face Atlantic Division opponent Syracuse • The Orange provided the Tigers with their sternest test from an ACC opponent last season, leading by 10 points in the fourth quarter and taking a three-point lead into the final minute before RB Travis Etienne's 2-yard touchdown run with 41 seconds left put the Tigers on top • Clemson, then 5-0, closed out the 2018 season with 10 more consecutive wins, all by margins of at least 20 points • Syracuse handed the Tigers their only loss of the 2017 regular season the last time the teams met in the Carrier Dome as QB Eric Dungey threw for 278 yards and three touchdowns • Clemson had won the previous four ACC meetings prior to the 2017 game • The programs first met in the 1996 Gator Bowl, with Syracuse winning 41-0 behind QB Donovan McNabb.

INDIVIDUAL LEADERS

RUSHING (YPG)

National Leader: Darrynton Evans, Appalachian St.	166.5
4. Cam Akers, Florida State	154.5
10. Travis Etienne, Clemson	129.0
13. Javian Hawkins, Louisville	122.5

RUSHING (TOTAL)

National Leader: CJ Marable, Coastal Caro.	345
5. Cam Akers, Florida State	309
11. Travis Etienne, Clemson	258
15. Javian Hawkins, Louisville	245

RUSHING TDs

National Leader: Xavier Jones, SMU	6
9. Cam Akers, Florida State	3
9. AJ Dillon, Boston College	3
9. Travis Etienne, Clemson	3
9. Zonovan Knight, NC State	3

PASSING (YPG)

National Leader: Elijah Sindelar, Purdue	466.0
8. Jamie Newman, Wake Forest	356.5
15. Ryan Willis, Virginia Tech	308.0
16. James Blackman, Florida State	304.5

PASSING (TOTAL)

National Leader: Elijah Sindelar, Purdue	932
7. Jamie Newman, Wake Forest	713
14. Ryan Willis, Virginia Tech	616
15. James Blackman, Florida State	609

PASSING EFFICIENCY

National Leader: Jalen Hurts, Oklahoma	252.3
10. Anthony Brown, Boston College	190.7
14. Sam Howell, North Carolina	182.9
15. Jamie Newman, Wake Forest	182.0

COMPLETION PERCENTAGE

National Leader: Jalen Hurts, Okla. & Kedon Slovis, USC	0.829
13. Jamie Newman, Wake Forest	0.743
18. James Blackman, Florida State	0.726
24. Jarren Williams, Miami	0.710

RECEIVING YARDS (TOTAL)

National Leader: Rondale Moore, Purdue	344
17. Scotty Washington, Wake Forest	204
18. Sage Surratt, Wake Forest	203
22. Maurice Ffrench, Pitt	192

TOTAL OFFENSE (YPG)

National Leader: Elijah Sindelar, Purdue	484.0
6. Jamie Newman, Wake Forest	389.0
17. Ryan Willis, Virginia Tech	331.5

ALL PURPOSE (YPG)

National Leader: Rondale Moore, Purdue	229.50
5. Cam Akers, Florida State	188.00
12. Travis Etienne, Clemson	156.50

SACKS (PER GAME)

National Leader: Oluwole Betiku Jr., Illinois	2.50
4. Tomon Fox, North Carolina	1.75
7. Jaylen Twyman, Pitt	1.50
7. Jordan Mack, Virginia	1.50
20. 10 players tied	1.00

FORCED FUMBLES (PER GAME)

National Leader: Daniel Bolden, Toledo	2.00
2. Hamsah Nasirildeen, Florida State	1.50
20. 24 players tied	0.50

PASSES DEFENDED (PER GAME)

National Leader: Four players tied	2.50
5. Damarri Mathis, Pitt	2.00
24. 11 players tied	1.50

TOTAL INTERCEPTIONS

National Leader: Chandler Kryst, Coastal Caro.	4
3. Andre Cisco, Syracuse	2
3. Tanner Muse, Clemson	2
3. Myles Wolfolk, North Carolina	2
21. 20 players tied	1

KICKOFF RETURN TDs

National Leader: Seven players tied	1
1. Joe Reed, Virginia	1

TEAM LEADERS

RUSHING OFFENSE (YPG)

National Leader: Navy	428.0
11. Louisville	285.5
15. Clemson	266.0
20. Boston College	251.5
21. NC State	250.0

PASSING OFFENSE (YPG)

National Leader: Temple	507.0
11. Wake Forest	356.5
24. Virginia Tech	308.0

TOTAL OFFENSE (YPG)

National Leader: Oklahoma	709.5
12. Wake Forest	546.0
20. NC State	522.5

RUSHING DEFENSE (YPG)

National Leader: Michigan State	-3.0
4. NC State	24.5
14. Virginia	70.5
18. Miami	73.5
23. Pitt	82.0

PASSING YARDS ALLOWED (PER GAME)

National Leader: Air Force	86.0
11. Louisville	117.5

TOTAL DEFENSE (YPG)

National Leader: Wisconsin	107.5
5. NC State	187.5
14. Virginia	228.0
24. Pitt	261.0

SCORING DEFENSE (PPG)

National Leader: Wisconsin	0.0
2. NC State	3.0
18. Clemson	12.0

TIME OF POSSESSION

National Leader: Kansas State	42:00
7. Miami	35:48
10. Virginia	35:28
19. NC State	33:48

TURNOVER MARGIN

National Leader: Boston College, Arizona, Washington State	3.00
1. Boston College	3.00
12. Miami	1.50
12. NC State	1.50
12. Wake Forest	1.50
21. Clemson	1.00

PASSES INTERCEPTED

National Leader: Arizona	6
2. Boston College	5
9. Clemson	3
9. Syracuse	3
9. Virginia	3
9. Wake Forest	3

FUMBLES RECOVERED

National Leader: Fresno State & Washington State	5
6. Clemson	3
6. Duke	3
6. Florida State	3
6. Georgia Tech	3
24. Boston College	2
24. Miami	2
24. NC State	2
24. Syracuse	2

TEAM SACKS (PER GAME)

National Leader: Florida	7.50
3. Virginia	5.50
6. Pitt	4.50
6. Syracuse	4.50
10. Louisville	4.00
17. Florida State	3.50
17. North Carolina	3.50

TEAM TACKLES FOR LOSS (PER GAME)

National Leader: UCF	14.0
6. Boston College	10.0
14. Syracuse	9.5
14. Virginia	9.5
20. Pitt	8.5
23. Miami	8.0

BOSTON COLLEGE (2-0, 1-0 ACC)

Opponent	Score	Total	Rush	Pass	Pen	Rushing Number-Yards	Passing Comp-Att-Int	Yards	Total Offense Plays-Yards	Return Yards	Turnovers
VIRGINIA TECH	35-28	18/29	10/11	8/17	0/1	48-157/42-98	15-27-1/29-47-3	275/344	75-432/89-442	78/72	1/5
RICHMOND	45-13	24/20	17/12	6/7	1/1	50-346/44-215	9-16-0/19-26-2	172/149	66-518/70-364	28/29	0/2
Totals	80-41	42/49	27/23	14/24	1/2	98-503/86-313	24-43-1/48-73-5	447/493	141-950/159-806	106/101	1/7

CLEMSON (2-0, 1-0 ACC)

Opponent	Score	Total	Rush	Pass	Pen	Rushing Number-Yards	Passing Comp-Att-Int	Yards	Total Offense Plays-Yards	Return Yards	Turnovers
GEORGIA TECH	52-14	29/13	20/8	9/5	0/0	49-411/45-157	18-30-2/7-18-2	221/137	79-632/63-294	85/79	3/4
TEXAS A&M	24-10	26/18	11/6	11/11	4/1	33-121/27-53	24-35-1/24-42-1	268/236	68-389/69-289	26/0	1/2
Totals	76-24	55/31	31/14	20/16	4/1	82-532/72-210	42-65-3/31-60-3	489/373	147-1021/132-583	111/79	4/6

DUKE (1-1, 0-0 ACC)

Opponent	Score	Total	Rush	Pass	Pen	Rushing Number-Yards	Passing Comp-Att-Int	Yards	Total Offense Plays-Yards	Return Yards	Turnovers
vs. Alabama	3-42	11/30	4/14	4/15	3/1	32-107/42-145	12-22-2/30-36-0	97/367	54-204/78-512	3/22	3/1
NORTH CAROLINA A&T	45-13	31/10	11/5	19/3	1/2	46-210/29-138	31-44-1/8-25-0	364/111	90-574/54-249	112/47	2/2
Totals	48-55	42/40	15/19	23/18	4/3	78-317/71-283	43-66-3/38-61-0	461/478	144-778/132-761	115/69	5/3

FLORIDA STATE (1-1, 0-0 ACC)

Opponent	Score	Total	Rush	Pass	Pen	Rushing Number-Yards	Passing Comp-Att-Int	Yards	Total Offense Plays-Yards	Return Yards	Turnovers
BOISE STATE	31-36	19/38	7/15	12/22	0/1	28-99/57-214	23-34-0/30-51-1	327/407	62-426/108-621	63/33	2/3
ULM	45-44	30/26	19/7	9/15	2/4	50-219/41-178	30-40-2/23-38-0	282/241	90-501/79-419	167/102	3/1
Totals	76-80	49/64	26/22	21/37	2/5	78-318/98-392	53-74-2/53-89-1	609/648	152-927/187-1040	230/135	5/4

GEORGIA TECH (1-1, 0-1 ACC)

Opponent	Score	Total	Rush	Pass	Pen	Rushing Number-Yards	Passing Comp-Att-Int	Yards	Total Offense Plays-Yards	Return Yards	Turnovers
Clemson	14-52	13/29	8/20	5/9	0/0	45-157/49-411	7-18-2/18-30-2	137/221	63-294/79-632	79/85	4/3
USF	14-10	21/11	13/4	2/6	6/1	49-181/30-93	14-21-1/16-25-0	76/169	70-257/55-262	60/57	2/2
Totals	28-62	34/40	21/24	7/15	6/1	94-338/79-504	21-39-3/34-55-2	213/390	133-551/134-894	139/142	6/5

LOUISVILLE (1-1, 0-0 ACC)

Opponent	Score	Total	Rush	Pass	Pen	Rushing Number-Yards	Passing Comp-Att-Int	Yards	Total Offense Plays-Yards	Return Yards	Turnovers
NOTRE DAME	17-35	21/18	14/9	6/9	1/0	47-249/42-230	12-28-0/14-23-0	134/193	75-383/65-423	59/16	3/1
EASTERN KENTUCKY	42-0	23/10	12/6	9/4	2/0	38-322/43-130	13-20-1/9-16-0	220/42	58-542/59-172	37/138	1/0
Totals	59-35	44/28	26/15	15/13	3/0	85-571/85-360	25-48-1/23-39-0	354/235	133-925/124-595	96/154	4/1

MIAMI (0-2, 0-1 ACC)

Opponent	Score	Total	Rush	Pass	Pen	Rushing Number-Yards	Passing Comp-Att-Int	Yards	Total Offense Plays-Yards	Return Yards	Turnovers
vs. Florida	20-24	20/17	4/4	11/11	5/2	36-87/28-50	19-30-0/17-27-2	214/254	66-301/55-304	72/63	1/4
North Carolina	25-28	27/22	10/8	17/11	0/3	37-179/36-97	30-39-0/17-25-0	309/292	76-488/61-389	15/0	0/0
Totals	45-52	47/39	14/12	28/22	5/5	73-266/64-147	49-69-0/34-52-2	523/546	142-789/116-693	87/63	1/4

NC STATE (2-0, 0-0 ACC)

Opponent	Score	Total	Rush	Pass	Pen	Rushing Number-Yards	Passing Comp-Att-Int	Yards	Total Offense Plays-Yards	Return Yards	Turnovers
EAST CAROLINA	34-6	23/18	9/3	12/12	2/3	31-191/29-41	26-39-0/26-45-1	314/228	70-505/74-269	26/84	0/2
WESTERN CAROLINA	41-0	32/6	20/2	10/3	2/1	53-309/19-8	22-33-0/15-27-0	231/98	86-540/46-106	24/26	0/1
Totals	75-6	55/24	29/5	22/15	4/4	84-500/48-49	48-72-0/41-72-1	545/326	156-1045/120-375	50/110	0/3

NORTH CAROLINA (2-0, 1-0 ACC)

Opponent	Score	Total	Rush	Pass	Pen	Rushing Number-Yards	Passing Comp-Att-Int	Yards	Total Offense Plays-Yards	Return Yards	Turnovers
vs. South Carolina	24-20	24/15	11/6	12/6	1/3	52-238/31-128	15-24-0/16-30-2	245/142	76-483/61-270	61/166	1/2
MIAMI	28-25	22/27	8/10	11/17	3/0	36-97/37-179	17-25-0/30-39-0	292/309	61-389/76-488	0/15	0/0
Totals	52-45	46/42	19/16	23/23	4/3	88-335/68-307	32-49-0/46-69-2	537/451	137-872/137-758	61/181	1/2

PITT (1-1, 0-1 ACC)

Opponent	Score	Total	Rush	Pass	Pen	Rushing Number-Yards	Passing Comp-Att-Int	Yards	Total Offense Plays-Yards	Return Yards	Turnovers
VIRGINIA	14-30	15/20	7/10	6/7	2/3	30-78/33-129	21-41-2/20-34-0	185/181	71-263/67-310	26/80	2/0
OHIO	20-10	22/12	7/4	14/6	1/2	37-160/29-35	26-37-0/15-27-0	321/177	74-481/56-212	45/15	0/0
Totals	34-40	37/32	14/14	20/13	3/5	67-238/62-164	47-78-2/35-61-0	506/358	145-744/123-522	71/95	2/0

SYRACUSE (1-1, 0-0 ACC)

Opponent	Score	Total	Rush	Pass	Pen	Rushing Number-Yards	Passing Comp-Att-Int	Yards	Total Offense Plays-Yards	Return Yards	Turnovers
Liberty	24-0	17/18	6/4	9/10	2/4	44-192/34-4	17-35-2/21-42-2	176/238	79-368/76-234	51/50	3/4
Maryland	20-63	18/29	5/13	12/16	1/0	29-70/45-354	28-41-1/21-38-1	330/296	70-400/83-650	133/33	2/1
Totals	44-63	35/47	11/17	21/26	3/4	73-262/79-350	45-76-3/42-80-3	506/534	149-768/159-884	184/83	5/5

VIRGINIA (2-0, 1-0 ACC)

Opponent	Score	Total	Rush	Pass	Pen	Rushing Number-Yards	Passing Comp-Att-Int	Yards	Total Offense Plays-Yards	Return Yards	Turnovers
Pitt	30-14	20/15	10/7	7/6	3/2	33-129/30-78	20-34-0/21-41-2	181/185	67-310/71-263	80/26	0/2
WILLIAM & MARY	52-17	25/8	8/3	17/4	0/1	35-216/35-63	25-36-3/5-13-1	295/130	71-511/48-193	275/92	4/1
Totals	82-31	45/23	18/10	24/10	3/3	68-345/65-141	45-70-3/26-54-3	476/315	138-821/119-456	355/118	4/3

VIRGINIA TECH (1-1, 0-1 ACC)

Opponent	Score	Total	Rush	Pass	Pen	Rushing Number-Yards	Passing Comp-Att-Int	Yards	Total Offense Plays-Yards	Return Yards	Turnovers
Boston College	28-35	29/18	11/10	17/8	1/0	42-98/48-157	29-47-3/15-27-1	344/275	89-442/75-432	72/78	5/1
OLD DOMINION	31-17	21/19	7/12	13/5	1/2	39-131/43-202	16-28-0/16-30-0	272/122	67-403/73-324	113/48	2/0
Totals	59-52	50/37	18/22	30/13	2/2	81-229/91-359	45-75-3/31-57-1	616/397	156-845/148-756	185/126	7/1

WAKE FOREST (2-0, 0-0 ACC)

Opponent	Score	Total	Rush	Pass	Pen	Rushing Number-Yards	Passing Comp-Att-Int	Yards	Total Offense Plays-Yards	Return Yards	Turnovers
UTAH STATE	38-35	30/23	10/6	18/16	2/1	58-178/31-180	34-47-0/33-48-3	401/416	105-579/79-596	48/20	1/3
Rice	41-21	19/20	7/2	12/15	0/3	35-201/37-67	21-27-0/22-35-0	312/254	62-513/72-321	13/78	0/1
Totals	79-56	49/43	17/8	30/31	2/4	93-379/68-247	55-74-0/55-83-3	713/670	167-1092/151-917	61/98	1/4

**2019 Atlantic Coast Conference
Conference Standings Through games of Sep 08, 2019**

Atlantic

Team	Conference	Pct.	PF	PA	Overall	Pct.	PF	PA	Home	Away	Neut	Streak
Boston College	1-0	1.000	35	28	2-0	1.000	80	41	2-0	0-0	0-0	Won 2
Clemson	1-0	1.000	52	14	2-0	1.000	76	24	2-0	0-0	0-0	Won 2
Wake Forest	0-0	.000	0	0	2-0	1.000	79	56	1-0	1-0	0-0	Won 2
NC State	0-0	.000	0	0	2-0	1.000	75	6	2-0	0-0	0-0	Won 2
Florida State	0-0	.000	0	0	1-1	.500	76	80	1-1	0-0	0-0	Won 1
Louisville	0-0	.000	0	0	1-1	.500	59	35	1-1	0-0	0-0	Won 1
Syracuse	0-0	.000	0	0	1-1	.500	44	63	0-0	1-1	0-0	Lost 1

Coastal

Team	Conference	Pct.	PF	PA	Overall	Pct.	PF	PA	Home	Away	Neut	Streak
Virginia	1-0	1.000	30	14	2-0	1.000	82	31	1-0	1-0	0-0	Won 2
North Carolina	1-0	1.000	28	25	2-0	1.000	52	45	1-0	0-0	1-0	Won 2
Virginia Tech	0-1	.000	28	35	1-1	.500	59	52	1-0	0-1	0-0	Won 1
Duke	0-0	.000	0	0	1-1	.500	48	55	1-0	0-0	0-1	Won 1
Pitt	0-1	.000	14	30	1-1	.500	34	40	1-1	0-0	0-0	Won 1
Georgia Tech	0-1	.000	14	52	1-1	.500	28	62	1-0	0-1	0-0	Won 1
Miami	0-1	.000	25	28	0-2	.000	45	52	0-0	0-1	0-1	Lost 2

**2019 Atlantic Coast Conference
Team Statistics Through games of Sep 08, 2019**

SCORING OFFENSE	G	TD	FG	XPT	2XP	DXP	Saf	Pts	Avg/G
1. Virginia	2	10	4	10	0	0	0	82	41.0
2. Boston College	2	11	1	11	0	0	0	80	40.0
3. Wake Forest	2	10	3	10	0	0	0	79	39.5
4. Florida State	2	10	2	10	0	0	0	76	38.0
5. Clemson	2	10	2	10	0	0	0	76	38.0
6. NC State	2	9	4	9	0	0	0	75	37.5
7. Louisville	2	8	1	8	0	0	0	59	29.5
8. Virginia Tech	2	8	1	8	0	0	0	59	29.5
9. North Carolina	2	5	5	3	2	0	0	52	26.0
10. Duke	2	6	2	6	0	0	0	48	24.0
11. Miami	2	5	4	3	0	0	0	45	22.5
12. Syracuse	2	6	1	5	0	0	0	44	22.0
13. Pitt	2	4	2	4	0	0	0	34	17.0
14. Georgia Tech	2	4	0	4	0	0	0	28	14.0

SCORING DEFENSE	G	TD	FG	XPT	2XP	DXP	Saf	Pts	Avg/G
1. NC State	2	0	2	0	0	0	0	6	3.0
2. Clemson	2	3	1	3	0	0	0	24	12.0
3. Virginia	2	4	1	4	0	0	0	31	15.5
4. Louisville	2	5	0	5	0	0	0	35	17.5
5. Pitt	2	4	4	4	0	0	0	40	20.0
6. Boston College	2	5	2	5	0	0	0	41	20.5
7. North Carolina	2	5	4	3	0	0	0	45	22.5
8. Miami	2	6	3	5	1	0	0	52	26.0
9. Virginia Tech	2	7	1	7	0	0	0	52	26.0
10. Duke	2	7	2	7	0	0	0	55	27.5
11. Wake Forest	2	8	0	8	0	0	0	56	28.0
12. Georgia Tech	2	8	2	8	0	0	0	62	31.0
13. Syracuse	2	9	0	9	0	0	0	63	31.5
14. Florida State	2	9	6	8	0	0	0	80	40.0

TOTAL OFFENSE	G	Rush	Pass	Plays	Yards	Avg/P	TD	Avg/G
1. Wake Forest	2	379	713	167	1092	6.5	10	546.0
2. NC State	2	500	545	156	1045	6.7	9	522.5
3. Clemson	2	532	489	147	1021	6.9	10	510.5
4. Boston College	2	503	447	141	950	6.7	11	475.0
5. Florida State	2	318	609	152	927	6.1	10	463.5
6. Louisville	2	571	354	133	925	7.0	8	462.5
7. North Carolina	2	335	537	137	872	6.4	5	436.0
8. Virginia Tech	2	229	616	156	845	5.4	8	422.5
9. Virginia	2	345	476	138	821	5.9	8	410.5
10. Miami	2	266	523	142	789	5.6	5	394.5
11. Duke	2	317	461	144	778	5.4	6	389.0
12. Syracuse	2	262	506	149	768	5.2	6	384.0
13. Pitt	2	238	506	145	744	5.1	4	372.0
14. Georgia Tech	2	338	213	133	551	4.1	4	275.5

TOTAL DEFENSE	G	Rush	Pass	Plays	Yards	Avg/P	TD	Avg/G
1. NC State	2	49	326	120	375	3.1	0	187.5
2. Virginia	2	141	315	119	456	3.8	3	228.0
3. Pitt	2	164	358	123	522	4.2	4	261.0
4. Clemson	2	210	373	132	583	4.4	3	291.5
5. Louisville	2	360	235	124	595	4.8	5	297.5
6. Miami	2	147	546	116	693	6.0	6	346.5
7. Virginia Tech	2	359	397	148	756	5.1	7	378.0
8. North Carolina	2	307	451	137	758	5.5	5	379.0
9. Duke	2	283	478	132	761	5.8	7	380.5
10. Boston College	2	313	493	159	806	5.1	5	403.0
11. Syracuse	2	350	534	159	884	5.6	9	442.0
12. Georgia Tech	2	504	390	134	894	6.7	8	447.0
13. Wake Forest	2	247	670	151	917	6.1	8	458.5
14. Florida State	2	392	648	187	1040	5.6	8	520.0

RUSHING OFFENSE	G	Att.	Yards	Avg/A	Long	TD	Avg/G
1. Louisville	2	85	571	6.7	66	4	285.5
2. Clemson	2	82	532	6.5	90	7	266.0
3. Boston College	2	98	503	5.1	46	6	251.5
4. NC State	2	84	500	6.0	34	7	250.0
5. Wake Forest	2	93	379	4.1	96	4	189.5
6. Virginia	2	68	345	5.1	37	4	172.5
7. Georgia Tech	2	94	338	3.6	39	3	169.0
8. North Carolina	2	88	335	3.8	26	1	167.5
9. Florida State	2	78	318	4.1	38	4	159.0
10. Duke	2	78	317	4.1	23	2	158.5
11. Miami	2	73	266	3.6	50	2	133.0
12. Syracuse	2	73	262	3.6	42	3	131.0
13. Pitt	2	67	238	3.6	22	2	119.0
14. Virginia Tech	2	81	229	2.8	21	2	114.5

RUSHING DEFENSE	G	Att.	Yards	Avg/A	Long	TD	Avg/G
1. NC State	2	48	49	1.0	12	0	24.5
2. Virginia	2	65	141	2.2	41	2	70.5
3. Miami	2	64	147	2.3	22	2	73.5
4. Pitt	2	62	164	2.6	27	2	82.0
5. Clemson	2	72	210	2.9	39	1	105.0
6. Wake Forest	2	68	247	3.6	59	4	123.5
7. Duke	2	71	283	4.0	66	3	141.5
8. North Carolina	2	68	307	4.5	37	2	153.5
9. Boston College	2	86	313	3.6	23	0	156.5
10. Syracuse	2	79	350	4.4	64	6	175.0
11. Virginia Tech	2	91	359	3.9	33	5	179.5
12. Louisville	2	85	360	4.2	37	4	180.0
13. Florida State	2	98	392	4.0	24	5	196.0
14. Georgia Tech	2	79	504	6.4	90	5	252.0

PASS OFFENSE	G	Comp	Att	Int	Pct.	Yds	Avg/A	TD	Avg/G
1. Wake Forest	2	55	74	0	74.3	713	9.6	6	356.5
2. Virginia Tech	2	45	75	3	60.0	616	8.2	6	308.0
3. Florida State	2	53	74	2	71.6	609	8.2	6	304.5
4. NC State	2	48	72	0	66.7	545	7.6	2	272.5
5. North Carolina	2	32	49	0	65.3	537	11.0	4	268.5
6. Miami	2	49	69	0	71.0	523	7.6	3	261.5
7. Syracuse	2	45	76	3	59.2	506	6.7	3	253.0
8. Pitt	2	47	78	2	60.3	506	6.5	2	253.0
9. Clemson	2	42	65	3	64.6	489	7.5	3	244.5
10. Virginia	2	45	70	3	64.3	476	6.8	4	238.0
11. Duke	2	43	66	3	65.2	461	7.0	4	230.5
12. Boston College	2	24	43	1	55.8	447	10.4	5	223.5
13. Louisville	2	25	48	1	52.1	354	7.4	4	177.0
14. Georgia Tech	2	21	39	3	53.8	213	5.5	1	106.5

PASS DEFENSE	G	Comp	Att	Int	Pct.	Yds	Avg/A	TD	Avg/G
1. Louisville	2	23	39	0	59.0	235	6.0	1	117.5
2. Virginia	2	26	54	3	48.1	315	5.8	1	157.5
3. NC State	2	41	72	1	56.9	326	4.5	0	163.0
4. Pitt	2	35	61	0	57.4	358	5.9	2	179.0
5. Clemson	2	31	60	3	51.7	373	6.2	2	186.5
6. Georgia Tech	2	34	55	2	61.8	390	7.1	3	195.0
7. Virginia Tech	2	31	57	1	54.4	397	7.0	2	198.5
8. North Carolina	2	46	69	2	66.7	451	6.5	3	225.5
9. Duke	2	38	61	0	62.3	478	7.8	4	239.0
10. Boston College	2	48	73	5	65.8	493	6.8	5	246.5
11. Syracuse	2	42	80	3	52.5	534	6.7	3	267.0
12. Miami	2	34	52	2	65.4	546	10.5	4	273.0
13. Florida State	2	53	89	1	59.6	648	7.3	3	324.0
14. Wake Forest	2	55	83	3	66.3	670	8.1	4	335.0

2019 Atlantic Coast Conference
Team Statistics Through games of Sep 08, 2019

PASS EFFICIENCY	G	Comp-Att-Int	Pct.	Yds	Avg/G	TD	Effic.
1. North Carolina	2	32-49-0	65.3	537	268.5	4	184.3
2. Wake Forest	2	55-74-0	74.3	713	356.5	6	182.0
3. Boston College	2	24-43-1	55.8	447	223.5	5	176.9
4. Florida State	2	53-74-2	71.6	609	304.5	6	162.1
5. Miami	2	49-69-0	71.0	523	261.5	3	149.0
6. Virginia Tech	2	45-75-3	60.0	616	308.0	6	147.4
7. NC State	2	48-72-0	66.7	545	272.5	2	139.4
8. Louisville	2	25-48-1	52.1	354	177.0	4	137.4
9. Duke	2	43-66-3	65.2	461	230.5	4	134.7
10. Clemson	2	42-65-3	64.6	489	244.5	3	133.8
11. Virginia	2	45-70-3	64.3	476	238.0	4	131.7
12. Syracuse	2	45-76-3	59.2	506	253.0	3	120.3
13. Pitt	2	47-78-2	60.3	506	253.0	2	118.1
14. Georgia Tech	2	21-39-3	53.8	213	106.5	1	92.8

INTERCEPTIONS	G	No.	Yards	TD	Long	Avg.
1. Boston College	2	5	0	0	0	0.0
2. Syracuse	2	3	10	0	10	3.3
3. Virginia	2	3	96	1	85	32.0
4. Clemson	2	3	19	0	13	6.3
5. Wake Forest	2	3	1	0	1	0.3
6. North Carolina	2	2	33	0	42	16.5
7. Georgia Tech	2	2	39	0	41	19.5
8. Miami	2	2	41	0	22	20.5
9. NC State	2	1	0	0	0	0.0
10. Florida State	2	1	4	0	4	4.0
11. Virginia Tech	2	1	0	0	0	0.0
Pitt	2	0	0	0	0	0.0
Louisville	2	0	0	0	0	0.0
Duke	2	0	0	0	0	0.0

PASS DEFENSE EFFIC.	G	Comp-Att-Int	Pct.	Yds	Avg/G	TD	Effic.
1. Virginia	2	26-54-3	48.1	315	157.5	1	92.1
2. NC State	2	41-72-1	56.9	326	163.0	0	92.2
3. Clemson	2	31-60-3	51.7	373	186.5	2	104.9
4. Syracuse	2	42-80-3	52.5	534	267.0	3	113.4
5. Pitt	2	35-61-0	57.4	358	179.0	2	117.5
6. Louisville	2	23-39-0	59.0	235	117.5	1	118.1
7. Virginia Tech	2	31-57-1	54.4	397	198.5	2	121.0
8. Florida State	2	53-89-1	59.6	648	324.0	3	129.6
9. North Carolina	2	46-69-2	66.7	451	225.5	3	130.1
10. Boston College	2	48-73-5	65.8	493	246.5	5	131.4
11. Georgia Tech	2	34-55-2	61.8	390	195.0	3	132.1
12. Wake Forest	2	55-83-3	66.3	670	335.0	4	142.7
13. Duke	2	38-61-0	62.3	478	239.0	4	149.8
14. Miami	2	34-52-2	65.4	546	273.0	4	171.3

PUNTING	G	No.	Yards	Avg/P	Ret.	Avg/R	TB	Net/P
1. Virginia Tech	2	9	443	49.2	23	2.6	1	44.4
2. Louisville	2	7	300	42.9	-2	-0.3	0	43.1
3. Syracuse	2	11	491	44.6	2	0.2	1	42.6
4. Florida State	2	12	522	43.5	2	0.2	1	41.7
5. Miami	2	7	305	43.6	19	2.7	0	40.9
6. Virginia	2	4	182	45.5	0	0.0	1	40.5
7. Georgia Tech	2	14	593	42.4	16	1.1	1	39.8
8. Clemson	2	7	289	41.3	0	0.0	1	38.4
9. Duke	2	9	355	39.4	3	0.3	1	36.9
10. NC State	2	8	356	44.5	10	1.2	3	35.8
11. Boston College	2	9	332	36.9	13	1.4	0	35.4
12. Wake Forest	2	9	392	43.6	34	3.8	2	35.3
13. Pitt	2	10	378	37.8	36	3.6	0	34.2
14. North Carolina	2	9	318	35.3	66	7.3	0	28.0

KICKOFF RETURNS	G	No.	Yards	TD	Long	Avg.
1. Virginia	2	6	199	1	100	33.2
2. Virginia Tech	2	6	175	0	71	29.2
3. Florida State	2	6	152	0	49	25.3
4. Miami	2	2	47	0	32	23.5
5. Pitt	2	2	46	0	26	23.0
Wake Forest	2	2	46	0	23	23.0
7. Syracuse	2	6	118	0	27	19.7
8. Clemson	2	4	76	0	32	19.0
9. Duke	2	4	73	0	26	18.2
10. Georgia Tech	2	5	74	0	18	14.8
11. Louisville	2	4	59	0	26	14.8
12. Boston College	2	6	83	0	28	13.8
13. North Carolina	2	1	13	0	13	13.0
14. NC State	2	0	0	0	0	0.0

KICKOFF COVERAGE	G	No.	Yards	Avg.	Ret.	TB	NetAvg
1. NC State	2	15	901	60.1	100	6	43.4
2. Clemson	2	14	910	65.0	40	11	42.5
3. Syracuse	2	9	574	63.8	68	5	42.3
4. Virginia Tech	2	10	594	59.4	103	3	41.6
5. Florida State	2	12	749	62.4	50	8	41.6
6. Duke	2	10	500	50.0	60	1	41.5
7. Boston College	2	14	831	59.4	88	7	40.6
8. Virginia	2	16	1010	63.1	61	12	40.6
9. Pitt	2	8	519	64.9	48	6	40.1
10. Louisville	2	11	641	58.3	154	2	39.7
11. Miami	2	11	705	64.1	44	9	39.6
12. Wake Forest	2	15	777	51.8	62	5	39.3
13. North Carolina	2	12	765	63.8	115	8	37.5
14. Georgia Tech	2	6	325	54.2	101	0	37.3

PUNT RETURN AVG	G	No.	Yards	TD	Long	Avg.
1. Florida State	2	3	54	0	26	18.0
2. Syracuse	2	4	56	0	31	14.0
3. Louisville	2	3	37	0	33	12.3
4. Virginia	2	7	60	0	22	8.6
5. Duke	2	5	42	0	26	8.4
6. NC State	2	6	50	0	16	8.3
7. North Carolina	2	2	15	0	15	7.5
8. Wake Forest	2	2	14	0	13	7.0
9. Boston College	2	4	23	0	12	5.8
10. Clemson	2	3	16	0	9	5.3
11. Georgia Tech	2	6	23	0	23	3.8
12. Virginia Tech	2	3	10	0	7	3.3
13. Pitt	2	8	25	0	18	3.1
14. Miami	2	1	-1	0	1	-1.0

FIELD GOALS	G	Made	Att	Pct.
1. NC State	2	4	4	1.000
Wake Forest	2	3	3	1.000
Duke	2	2	2	1.000
Florida State	2	2	2	1.000
Syracuse	2	1	1	1.000
6. North Carolina	2	5	7	.714
7. Virginia	2	4	6	.667
Clemson	2	2	3	.667
9. Miami	2	4	7	.571
10. Pitt	2	2	4	.500
Virginia Tech	2	1	2	.500
Louisville	2	1	2	.500
Boston College	2	1	2	.500
14. Georgia Tech	2	0	1	.000

2019 Atlantic Coast Conference
Team Statistics Through games of Sep 08, 2019

PAT KICKING	G	Made	Att	Pct.
1. Boston College	2	11	11	1.000
Wake Forest	2	10	10	1.000
Florida State	2	10	10	1.000
Clemson	2	10	10	1.000
Virginia	2	10	10	1.000
NC State	2	9	9	1.000
Louisville	2	8	8	1.000
Virginia Tech	2	8	8	1.000
Duke	2	6	6	1.000
Pitt	2	4	4	1.000
Georgia Tech	2	4	4	1.000
North Carolina	2	3	3	1.000
13. Syracuse	2	5	6	.833
14. Miami	2	3	4	.750

SACKS BY	G	No.	Yards	Avg/G
1. Virginia	2	11	69	5.50
2. Syracuse	2	9	59	4.50
Pitt	2	9	65	4.50
4. Louisville	2	8	54	4.00
5. Florida State	2	7	41	3.50
North Carolina	2	7	39	3.50
7. NC State	2	6	41	3.00
Virginia Tech	2	6	33	3.00
9. Clemson	2	5	37	2.50
Wake Forest	2	5	29	2.50
Miami	2	5	33	2.50
12. Georgia Tech	2	4	22	2.00
13. Duke	2	3	19	1.50
14. Boston College	2	2	12	1.00

SACKS AGAINST	G	No.	Yards	Avg/G
1. NC State	2	1	11	0.50
Boston College	2	1	6	0.50
Duke	2	1	8	0.50
4. Clemson	2	2	22	1.00
5. Wake Forest	2	3	19	1.50
Virginia Tech	2	3	17	1.50
Virginia	2	3	18	1.50
8. Louisville	2	4	28	2.00
9. Georgia Tech	2	5	36	2.50
Pitt	2	5	32	2.50
11. Syracuse	2	6	34	3.00
Florida State	2	6	40	3.00
13. North Carolina	2	7	48	3.50
14. Miami	2	14	80	7.00

FIRST DOWNS	G	Rush	Pass	Pen	Total	Avg/G
1. NC State	2	29	22	4	55	27.5
Clemson	2	31	20	4	55	27.5
3. Virginia Tech	2	18	30	2	50	25.0
4. Florida State	2	26	21	2	49	24.5
Wake Forest	2	17	30	2	49	24.5
6. Miami	2	14	28	5	47	23.5
7. North Carolina	2	19	23	4	46	23.0
8. Virginia	2	18	24	3	45	22.5
9. Louisville	2	26	15	3	44	22.0
10. Boston College	2	27	14	1	42	21.0
Duke	2	15	23	4	42	21.0
12. Pitt	2	14	20	3	37	18.5
13. Syracuse	2	11	21	3	35	17.5
14. Georgia Tech	2	21	7	6	34	17.0

OPPONENT 1ST DOWNS	G	Rush	Pass	Pen	Total	Avg/G
1. Virginia	2	10	10	3	23	11.5
2. NC State	2	5	15	4	24	12.0
3. Louisville	2	15	13	0	28	14.0
4. Clemson	2	14	16	1	31	15.5
5. Pitt	2	14	13	5	32	16.0
6. Virginia Tech	2	22	13	2	37	18.5
7. Miami	2	12	22	5	39	19.5
8. Duke	2	19	18	3	40	20.0
Georgia Tech	2	24	15	1	40	20.0
10. North Carolina	2	16	23	3	42	21.0
11. Wake Forest	2	8	31	4	43	21.5
12. Syracuse	2	17	26	4	47	23.5
13. Boston College	2	23	24	2	49	24.5
14. Florida State	2	22	37	5	64	32.0

3RD-DOWN CONVERSIONS	G	Conv.	Att.	Pct.
1. Virginia	2	16	29	55.2
2. Wake Forest	2	20	38	52.6
3. Virginia Tech	2	16	31	51.6
4. Boston College	2	15	30	50.0
5. Clemson	2	9	21	42.9
6. Louisville	2	10	24	41.7
7. Syracuse	2	14	34	41.2
8. Pitt	2	12	30	40.0
9. NC State	2	10	26	38.5
10. Florida State	2	11	31	35.5
11. Georgia Tech	2	10	30	33.3
12. Duke	2	9	28	32.1
13. North Carolina	2	7	26	26.9
14. Miami	2	5	24	20.8

OPP 3RD-DN CONVERT	G	Conv.	Att.	Pct.
1. Miami	2	4	20	20.0
2. NC State	2	7	28	25.0
3. North Carolina	2	6	23	26.1
4. Virginia	2	8	27	29.6
5. Duke	2	8	26	30.8
6. Wake Forest	2	10	32	31.2
7. Clemson	2	11	32	34.4
8. Pitt	2	11	30	36.7
9. Georgia Tech	2	10	27	37.0
10. Louisville	2	11	29	37.9
11. Virginia Tech	2	13	34	38.2
12. Boston College	2	12	31	38.7
13. Syracuse	2	14	31	45.2
14. Florida State	2	16	34	47.1

4TH-DOWN CONVERSIONS	G	Conv.	Att.	Pct.
1. Virginia Tech	2	3	3	100.0
2. North Carolina	2	2	3	66.7
3. Duke	2	3	6	50.0
Louisville	2	2	4	50.0
Florida State	2	1	2	50.0
Clemson	2	1	2	50.0
7. Wake Forest	2	2	5	40.0
8. NC State	2	1	3	33.3
Boston College	2	1	3	33.3
10. Syracuse	2	2	7	28.6
11. Pitt	2	0	2	0.0
Georgia Tech	2	0	2	0.0
Virginia	2	0	0	0.0
Miami	2	0	3	0.0

2019 Atlantic Coast Conference
Team Statistics Through games of Sep 08, 2019

OPP 4TH-DN CONVERT	G	Conv.	Att.	Pct.
1. Syracuse	2	0	1	0.0
North Carolina	2	0	1	0.0
Virginia	2	0	2	0.0
Louisville	2	0	3	0.0
Pitt	2	0	0	0.0
NC State	2	0	0	0.0
7. Clemson	2	2	4	50.0
Wake Forest	2	2	4	50.0
Florida State	2	1	2	50.0
10. Virginia Tech	2	4	7	57.1
11. Georgia Tech	2	3	4	75.0
Boston College	2	3	4	75.0
13. Miami	2	5	5	100.0
Duke	2	3	3	100.0

PENALTIES	G	No.	Yards	Avg/G
1. Georgia Tech	2	4	30	15.0
2. Boston College	2	8	42	21.0
3. Wake Forest	2	6	53	26.5
4. Virginia	2	6	66	33.0
5. Clemson	2	10	73	36.5
6. Louisville	2	13	80	40.0
7. NC State	2	9	84	42.0
8. Virginia Tech	2	10	85	42.5
9. North Carolina	2	11	95	47.5
10. Syracuse	2	16	123	61.5
11. Pitt	2	15	126	63.0
12. Duke	2	17	149	74.5
13. Florida State	2	16	152	76.0
14. Miami	2	21	175	87.5

OPPONENT PENALTIES	G	No.	Yards	Avg/G
1. Georgia Tech	2	15	138	69.0
2. North Carolina	2	16	132	66.0
3. Duke	2	11	113	56.5
4. Florida State	2	15	109	54.5
5. NC State	2	13	108	54.0
6. Miami	2	10	105	52.5
7. Virginia Tech	2	12	98	49.0
8. Wake Forest	2	10	96	48.0
9. Clemson	2	11	95	47.5
10. Syracuse	2	10	85	42.5
11. Virginia	2	9	71	35.5
12. Louisville	2	11	70	35.0
13. Pitt	2	8	69	34.5
14. Boston College	2	11	55	27.5

TIME OF POSSESSION	G	Total possession	Avg/G
1. Miami	2	71:36	35:48
2. Virginia	2	70:57	35:28
3. NC State	2	67:37	33:48
4. Virginia Tech	2	60:38	30:19
5. Clemson	2	60:37	30:18
6. Wake Forest	2	59:59	29:59
7. Georgia Tech	2	59:22	29:41
8. Syracuse	2	58:56	29:28
9. Louisville	2	58:33	29:16
10. North Carolina	2	58:19	29:09
11. Duke	2	57:53	28:56
12. Pitt	2	57:20	28:40
13. Florida State	2	49:16	24:38
14. Boston College	2	48:29	24:14

TURNOVER MARGIN	Gained			Lost			Margin	Per/G
	Fum	Int	Tot	Fum	Int	Tot		
1. Boston College	2	2	5	7	0	1	1	+6 3.00
2. NC State	2	2	1	3	0	0	0	+3 1.50
Wake Forest	2	1	3	4	1	0	1	+3 1.50
Miami	2	2	2	4	1	0	1	+3 1.50
5. Clemson	2	3	3	6	1	3	4	+2 1.00
6. North Carolina	2	0	2	2	1	0	1	+1 0.50
7. Syracuse	2	2	3	5	2	3	5	+0 0.00
8. Virginia	2	0	3	3	1	3	4	-1 -0.50
Florida State	2	3	1	4	3	2	5	-1 -0.50
Georgia Tech	2	3	2	5	3	3	6	-1 -0.50
11. Duke	2	3	0	3	2	3	5	-2 -1.00
Pitt	2	0	0	0	0	2	2	-2 -1.00
13. Louisville	2	1	0	1	3	1	4	-3 -1.50
14. Virginia Tech	2	0	1	1	4	3	7	-6 -3.00

RED ZONE OFFENSE	G	Scores	Pct.	TDs	(R-P)	FGs	TurnO
1. NC State	2	11-11	100.0	7	6-1	4-4	0
Florida State	2	8-8	100.0	6	3-3	2-2	0
North Carolina	2	8-8	100.0	3	1-2	5-5	0
Pitt	2	4-4	100.0	3	2-1	1-1	0
5. Virginia Tech	2	8-9	88.9	7	2-5	1-1	1
6. Clemson	2	6-7	85.7	5	5-0	1-1	0
Louisville	2	6-7	85.7	6	3-3	0-0	0
8. Virginia	2	10-12	83.3	7	4-3	3-4	0
9. Wake Forest	2	9-11	81.8	6	3-3	3-3	0
10. Georgia Tech	2	3-4	75.0	3	3-0	0-0	1
11. Boston College	2	7-10	70.0	6	4-2	1-2	0
12. Miami	2	6-9	66.7	4	1-3	2-4	0
Syracuse	2	4-6	66.7	4	2-2	0-0	1
14. Duke	2	3-5	60.0	2	2-0	1-1	1

RED ZONE DEFENSE	G	Scores	Pct.	TDs	(R-P)	FGs	TurnO
1. NC State	2	1-2	50.0	0	0-0	1-1	1
2. Clemson	2	3-5	60.0	2	1-1	1-1	2
3. Virginia Tech	2	6-9	66.7	5	4-1	1-2	0
Wake Forest	2	6-9	66.7	6	4-2	0-0	1
5. Georgia Tech	2	5-7	71.4	4	3-1	1-1	1
6. North Carolina	2	6-8	75.0	3	1-2	3-4	0
7. Boston College	2	4-5	80.0	3	0-3	1-1	1
Virginia	2	4-5	80.0	3	2-1	1-2	0
Syracuse	2	8-10	80.0	8	5-3	0-1	1
10. Miami	2	7-8	87.5	4	2-2	3-3	1
11. Florida State	2	13-14	92.9	7	5-2	6-6	0
12. Duke	2	4-4	100.0	3	1-2	1-1	0
Louisville	2	4-4	100.0	4	4-0	0-0	0
Pitt	2	7-7	100.0	4	2-2	3-3	0

ON-SIDE KICKS BY	G	Recovered	Attempts	Success%
1. Virginia Tech	2	0	1	0.0
Clemson	2	0	0	0.0
Wake Forest	2	0	0	0.0
Georgia Tech	2	0	0	0.0
North Carolina	2	0	0	0.0
Boston College	2	0	0	0.0
Virginia	2	0	0	0.0
Syracuse	2	0	0	0.0
Miami	2	0	0	0.0
Florida State	2	0	0	0.0
Duke	2	0	0	0.0
Louisville	2	0	0	0.0
Pitt	2	0	0	0.0
NC State	2	0	0	0.0

2019 Atlantic Coast Conference
Team Statistics Through games of Sep 08, 2019

ON-SIDE KICKS AGAINST	G	Recovered	Attempts	Success%
1. Boston College	2	0	1	0.0
Clemson	2	0	0	0.0
Wake Forest	2	0	0	0.0
Georgia Tech	2	0	0	0.0
North Carolina	2	0	0	0.0
Virginia	2	0	0	0.0
Syracuse	2	0	0	0.0
Miami	2	0	0	0.0
Florida State	2	0	0	0.0
Duke	2	0	0	0.0
Louisville	2	0	0	0.0
Pitt	2	0	0	0.0
NC State	2	0	0	0.0
Virginia Tech	2	0	0	0.0

ATTENDANCE	Home	Away	Neutral	Total
Boston College	2-32662	0-0	0-0	2-32662
Clemson	2-80309	0-0	0-0	2-80309
Duke	1-38313	0-0	1-71916	2-55114
Florida State	2-51943	0-0	0-0	2-51943
Georgia Tech	1-46599	1-79118	0-0	2-62858
Louisville	2-53498	0-0	0-0	2-53498
Miami	0-0	1-50500	1-66543	2-58522
NC State	2-56657	0-0	0-0	2-56657
North Carolina	1-50500	0-0	1-52183	2-51342
Pitt	2-44656	0-0	0-0	2-44656
Syracuse	0-0	2-27582	0-0	2-27582
Virginia	1-45250	1-47144	0-0	2-46197
Virginia Tech	1-57282	1-35213	0-0	2-46248
Wake Forest	1-29027	1-17567	0-0	2-23297
Totals	18-50357	7-40672	3-63547	28-49349

**2019 Atlantic Coast Conference
Individual Statistics Through games of Sep 08, 2019**

RUSHING	Cl	G	Att.	Yds	Avg.	TD	Lg	Avg/G
1. Cam Akers-FS	Jr	2	51	309	6.1	3	38	154.5
2. Travis Etienne-CU	Jr	2	28	258	9.2	3	90	129.0
3. Javian Hawkins-UL	Fr	2	30	245	8.2	0	66	122.5
4. Dallas, D.-UM	Jr	2	25	201	8.0	1	50	100.5
5. Javonte Williams-NC	So	2	28	178	6.4	1	26	89.0
6. Jordan Mason-GT	So	2	33	171	5.2	2	32	85.5
7. AJ Dillon-BC	Jr	2	40	167	4.2	3	30	83.5
8. Zonovan Knight-ST	Fr	2	27	161	6.0	3	21	80.5
9. Lyn-J Dixon-CU	So	2	19	143	7.5	2	19	71.5
10. Moe Neal-SU	Sr	2	26	136	5.2	1	42	68.0

PASSING AVG/GAME	Cl	G	Comp-Att-Int	Yds	TD	Avg/G
1. Jamie Newman-WF	Jr	2	55-74-0	713	6	356.5
2. Ryan Willis-VT	Sr	2	45-75-3	616	6	308.0
3. James Blackman-FS	So	2	53-73-2	609	6	304.5
4. Williams, J.-UM	Fr	2	49-69-0	523	3	261.5
5. Sam Howell-NC	Fr	2	31-48-0	519	4	259.5
6. Matthew McKay-ST	So	2	43-65-0	508	2	254.0
7. Kenny Pickett-UP	Jr	2	47-78-2	506	2	253.0
Tommy DeVito-SU	So	2	45-74-3	506	3	253.0
9. Quentin Harris-DU	Sr	2	42-64-2	442	4	221.0
10. Anthony Brown-BC	Jr	2	23-40-0	438	5	219.0

PASS EFFICIENCY	Cl	G	Comp-Att-Int	Yds	TD	Eff.
1. Anthony Brown-BC	Jr	2	23-40-0	438	5	190.7
2. Sam Howell-NC	Fr	2	31-48-0	519	4	182.9
3. Jamie Newman-WF	Jr	2	55-74-0	713	6	182.0
4. James Blackman-FS	So	2	53-73-2	609	6	164.3
5. Williams, J.-UM	Fr	2	49-69-0	523	3	149.0
6. Ryan Willis-VT	Sr	2	45-75-3	616	6	147.4
7. Matthew McKay-ST	So	2	43-65-0	508	2	142.0
8. Quentin Harris-DU	Sr	2	42-64-2	442	4	138.0
9. Jawon Pass-UL	Jr	2	24-46-1	330	4	136.8
10. Trevor Lawrence-CU	So	2	37-58-3	436	2	128.0

RECEPTIONS/GAME	Cl	G	No.	Yds	TD	Lg	Yds/G	Rec/G
1. Maurice Ffrench-UP	Sr	2	16	192	1	74	96.0	8.0
2. Sage Surratt-WF	So	2	13	203	2	70	101.5	6.5
3. Scotty Washington-WF	Sr	2	11	204	3	59	102.0	5.5
Jordan, B.-UM	So	2	11	161	1	25	80.5	5.5
Osborn, K.-UM	Sr	2	11	117	1	29	58.5	5.5
Kendall Hinton-WF	Sr	2	11	110	1	27	55.0	5.5
Joe Reed-VA	Sr	2	11	92	1	40	46.0	5.5
Noah Gray-DU	Jr	2	11	89	0	20	44.5	5.5
D.J. Matthews-FS	Jr	2	11	66	1	18	33.0	5.5
10. Trishton Jackson-SU	Jr	2	10	178	2	52	89.0	5.0

RECEIVE YDS/GAME	Cl	G	No.	Yds	TD	Lg	Avg/G	Yds/G
1. Scotty Washington-WF	Sr	2	11	204	3	59	18.5	102.0
2. Sage Surratt-WF	So	2	13	203	2	70	15.6	101.5
3. Maurice Ffrench-UP	Sr	2	16	192	1	74	12.0	96.0
4. Trishton Jackson-SU	Jr	2	10	178	2	52	17.8	89.0
5. Tee Higgins-CU	Jr	2	8	168	1	62	21.0	84.0
6. Jordan, B.-UM	So	2	11	161	1	25	14.6	80.5
7. Tamorrion Terry-FS	So	2	10	156	1	75	15.6	78.0
8. Dyami Brown-NC	So	2	8	149	2	62	18.6	74.5
9. Hezekiah Grimsley-VT	Jr	2	6	143	2	55	23.8	71.5
10. Tayvion Robinson-VT	Fr	2	10	134	1	32	13.4	67.0

TOTAL OFFENSE	Cl	G	Rush	Pass	Plays	Total	Yds/G
1. Jamie Newman-WF	Jr	2	65	713	101	778	389.0
2. Ryan Willis-VT	Sr	2	47	616	96	663	331.5
3. James Blackman-FS	So	2	-20	609	86	589	294.5
4. Matthew McKay-ST	So	2	35	508	71	543	271.5
5. Quentin Harris-DU	Sr	2	96	442	87	538	269.0
6. Kenny Pickett-UP	Jr	2	15	506	92	521	260.5
7. Sam Howell-NC	Fr	2	-3	519	69	516	258.0
8. Tommy DeVito-SU	So	2	2	506	87	508	254.0
9. Bryce Perkins-VA	Sr	2	112	373	85	485	242.5
10. Williams, J.-UM	Fr	2	-40	523	94	483	241.5

SCORING	Cl	G	TD	FG	XPT	2XP	Pts	Pts/G
1. Cam Akers-FS	Jr	2	4	0	0	0	24	12.0
AJ Dillon-BC	Jr	2	4	0	0	0	24	12.0
3. Brian Delaney-VA	Jr	2	0	4	10	0	22	11.0
4. Christopher Dunn-ST	So	2	0	4	9	0	21	10.5
5. Nick Sciba-WF	So	2	0	3	10	0	19	9.5
6. Travis Etienne-CU	Jr	2	3	0	0	0	18	9.0
Noah Ruggles-NC	So	2	0	5	3	0	18	9.0
Zonovan Knight-ST	Fr	2	3	0	0	0	18	9.0
Scotty Washington-WF	Sr	2	3	0	0	0	18	9.0
10. B.T. Potter-CU	So	2	0	2	10	0	16	8.0

SCORING (TDs)	Cl	G	TD	Run	Pass	Ret	Pat	Pts	Avg/G
1. AJ Dillon-BC	Jr	2	4	3	1	0	0	24	12.0
Cam Akers-FS	Jr	2	4	3	1	0	0	24	12.0
3. Scotty Washington-WF	Sr	2	3	0	3	0	0	18	9.0
Travis Etienne-CU	Jr	2	3	3	0	0	0	18	9.0
Zonovan Knight-ST	Fr	2	3	3	0	0	0	18	9.0
6. Sage Surratt-WF	So	2	2	0	2	0	0	12	6.0
Jordan Mason-GT	So	2	2	2	0	0	0	12	6.0
Hezekiah Grimsley-VT	Jr	2	2	0	2	0	0	12	6.0
Joe Reed-VA	Sr	2	2	0	1	1	0	12	6.0
Mateo Durant-DU	So	2	2	1	1	0	0	12	6.0

SCORING (KICK)	Cl	G	PAT	FG	Pts	Avg/G
1. Brian Delaney-VA	Jr	2	10-10	4-6	22	11.0
2. Christopher Dunn-ST	So	2	9-9	4-4	21	10.5
3. Nick Sciba-WF	So	2	10-10	3-3	19	9.5
4. Noah Ruggles-NC	So	2	3-3	5-7	18	9.0
5. B.T. Potter-CU	So	2	10-10	2-3	16	8.0
Ricky Aguayo-FS	Sr	2	10-10	2-2	16	8.0
7. Baxa, B.-UM	So	2	3-4	4-7	15	7.5
8. Aaron Bomerhi-BC	Sr	2	11-11	1-2	14	7.0
9. AJ Reed-DU	Jr	2	6-6	2-2	12	6.0
10. Brian Johnson-VT	Jr	2	8-8	1-2	11	5.5

PUNT RETURN AVG	Cl	G	No.	Yds	TD	Long	Avg/G
1. Sean Riley-SU	Sr	2	4	56	0	31	14.0
2. Thayer Thomas-ST	So	2	5	41	0	16	8.2
3. Travis Levy-BC	Jr	2	4	23	0	12	5.8
4. Ahmarean Brown-GT	Fr	2	5	23	0	23	4.6
5. Maurice Ffrench-UP	Sr	2	8	25	0	18	3.1

KICK RETURN AVG	Cl	G	No.	Yds	TD	Long	Avg/G
1. Keyshawn Helton-FS	So	2	6	152	0	49	25.3
2. Travis Levy-BC	Jr	2	4	83	0	28	20.8
3. Sean Riley-SU	Sr	2	4	79	0	25	19.8

2019 Atlantic Coast Conference
Individual Statistics Through games of Sep 08, 2019

ALL PURPOSE	Cl	G	Rush	Rcv	PR	KR	Yds	Avg/G
1. Cam Akers-FS	Jr	2	309	67	0	0	376	188.0
2. Travis Etienne-CU	Jr	2	258	55	0	0	313	156.5
3. Javian Hawkins-UL	Fr	2	245	0	0	0	245	122.5
4. Maurice Ffrench-UP	Sr	2	-3	192	25	26	240	120.0
Joe Reed-VA	Sr	2	0	92	0	148	240	120.0
6. Dallas, D.-UM	Jr	2	201	37	0	0	238	119.0
7. AJ Dillon-BC	Jr	2	167	63	0	0	230	115.0
Moe Neal-SU	Sr	2	136	94	0	0	230	115.0
9. Keyshawn Helton-FS	So	2	14	58	0	152	224	112.0
10. Sage Surratt-WF	So	2	0	203	13	0	216	108.0

PUNTING	Cl	G	No.	Yds	Lg	120	50+	TB	Avg.
1. Oscar Bradburn-VT	Jr	2	9	443	69	3	4	1	49.2
2. Nash Griffin-VA	Jr	2	4	182	49	3	0	1	45.5
3. Sterling Hofrichter-SU	Sr	2	11	491	56	7	4	1	44.6
4. Trenton Gill-ST	So	2	8	356	58	1	3	3	44.5
5. Kirk Christodoulou-UP	So	2	8	353	54	3	2	0	44.1
6. Hedley, L.-UM	So	2	7	305	49	1	0	0	43.6
7. Dom Maggio-WF	Sr	2	9	392	55	3	2	2	43.6
8. Mason King-UL	Sr	2	7	300	52	3	1	0	42.9
9. Pressley Harvin-GT	Jr	2	14	593	55	6	3	1	42.4
10. Will Spiers-CU	Jr	2	7	289	44	2	0	1	41.3

FIELD GOALS	Cl	G	Made	Att.	Long	Pct.	FG/G
1. Noah Ruggles-NC	So	2	5	7	40	71.4	2.50
2. Christopher Dunn-ST	So	2	4	4	34	100.0	2.00
Brian Delaney-VA	Jr	2	4	6	45	66.7	2.00
Baxa, B.-UM	So	2	4	7	50	57.1	2.00
5. Nick Sciba-WF	So	2	3	3	26	100.0	1.50
6. AJ Reed-DU	Jr	2	2	2	50	100.0	1.00
Ricky Aguayo-FS	Sr	2	2	2	46	100.0	1.00
B.T. Potter-CU	So	2	2	3	51	66.7	1.00
Alex Kessman-UP	Jr	2	2	4	41	50.0	1.00
10. Andre Szmyt-SU	So	2	1	1	45	100.0	0.50

FIELD GOAL PCT	Cl	G	Made	Att.	Long	Pct.
1. Christopher Dunn-ST	So	2	4	4	34	100.0
2. Noah Ruggles-NC	So	2	5	7	40	71.4
3. Brian Delaney-VA	Jr	2	4	6	45	66.7
4. Baxa, B.-UM	So	2	4	7	50	57.1
5. Alex Kessman-UP	Jr	2	2	4	41	50.0

PAT KICKING PCT	Cl	G	Made	Att.	Pct.
1. Aaron Boumerhi-BC	Sr	2	11	11	100.0
Brian Delaney-VA	Jr	2	10	10	100.0
Nick Sciba-WF	So	2	10	10	100.0
Ricky Aguayo-FS	Sr	2	10	10	100.0
B.T. Potter-CU	So	2	10	10	100.0
Christopher Dunn-ST	So	2	9	9	100.0
Blanton Creque-UL	Sr	2	8	8	100.0
Brian Johnson-VT	Jr	2	8	8	100.0
AJ Reed-DU	Jr	2	6	6	100.0
Alex Kessman-UP	Jr	2	4	4	100.0

2019 Atlantic Coast Conference
Individual Statistics Through games of Sep 08, 2019

TACKLES (All positions)								SACKS							
	Cl	G	Pos	Solo	Ast	Total	Avg/G		Cl	G	Pos	Solo	Ast	Total	Avg/G
1. Rayshard Ashby-VT	Jr	2	LB	12	11	23	11.5	1. Tomon Fox-NC	Jr	2	LB	3	1	3.5	1.75
2. Hamsah Nasirildeen-FS	Jr	2	DB	16	6	22	11.0	2. Jaylen Twyman-UP	So	2	DL	3	0	3.0	1.50
3. Dylan Singleton-DU	Sr	2		13	8	21	10.5	Jordan Mack-VA	Sr	2	LB	2	2	3.0	1.50
4. Dontavious Jackson-FS	Sr	2	LB	10	9	19	9.5	4. Carlos Becker-FS	Jr	2	DB	2	0	2.0	1.00
Jeremiah Gemmel-NC	So	2	LB	11	8	19	9.5	Rodjay Burns-UL	Jr	2	LB	2	0	2.0	1.00
Justin Strnad-WF	Sr	2	LB	13	6	19	9.5	Rousseau, G.-UM	Fr	2	DL	2	0	2.0	1.00
7. Zane Zandier-VA	Jr	2	LB	10	8	18	9.0	Joey Blount-VA	Jr	2		2	0	2.0	1.00
Lakiem Williams-SU	Sr	2	LB	10	8	18	9.0	Deslin Alexandre-UP	So	2	DL	2	0	2.0	1.00
9. Myles Dorn-NC	Sr	2	DB	7	10	17	8.5	Carlos Basham, Jr.-WF	Jr	2	DL	2	0	2.0	1.00
Chazz Surratt-NC	Jr	2	LB	6	11	17	8.5	Kendall Coleman-SU	Sr	2	DL	2	0	2.0	1.00
11. Mike Palmer-BC	Jr	2	DB	9	7	16	8.0	Charlie Thomas-GT	So	2	LB	2	0	2.0	1.00
Isaiah Simmons-CU	Jr	2	LB	9	7	16	8.0	Josh Black-SU	Jr	2	DL	2	0	2.0	1.00
Koby Quansah-DU	Sr	2	LB	6	10	16	8.0	Aaron Crawford-NC	Sr	2	DL	2	0	2.0	1.00
14. Charlie Thomas-GT	So	2	LB	11	4	15	7.5	14. Lakiem Williams-SU	Sr	2	LB	1	1	1.5	0.75
Andre Cisco-SU	So	2	DB	10	5	15	7.5	Curtis Harper-SU	So	2	DL	1	1	1.5	0.75
Max Richardson-BC	Jr	2	LB	10	5	15	7.5	16. Kylan Johnson-UP	Sr	2	LB	1	0	1.0	0.50
Stanford Samuels-FS	Jr	2	DB	10	5	15	7.5	Boosie Whitlow-UL	Sr	2	LB	1	0	1.0	0.50
18. Myles Wolfolk-NC	Jr	2	DB	10	4	14	7.0	Jermaine Waller-VT	So	2	DB	1	0	1.0	0.50
Ryan Smenda, Jr.-WF	So	2	LB	6	8	14	7.0	K'Von Wallace-CU	Sr	2		1	0	1.0	0.50
Joey Blount-VA	Jr	2		10	4	14	7.0	James Smith-Williams-ST	Sr	2	DE	1	0	1.0	0.50
Hall, G.-UM	So	2	DB	6	8	14	7.0								
22. C.J. Avery-UL	Jr	2	LB	7	6	13	6.5	TACKLES FOR LOSS							
Reggie Floyd-VT	Sr	2	DB	5	8	13	6.5	1. Tomon Fox-NC	Jr	2	LB	3	1	3.5	1.75
Tanner Ingle-ST	So	2		7	6	13	6.5	Rayshard Ashby-VT	Jr	2	LB	3	1	3.5	1.75
Tariq Carpenter-GT	Jr	2	DB	12	1	13	6.5	Jaylen Twyman-UP	So	2	DL	3	1	3.5	1.75
Rodjay Burns-UL	Jr	2	LB	10	3	13	6.5	Rousseau, G.-UM	Fr	2	DL	3	1	3.5	1.75
Jermaine Waller-VT	So	2	DB	10	3	13	6.5	Aaron Crawford-NC	Sr	2	DL	3	1	3.5	1.75
Chad Smith-CU	Sr	2	LB	4	9	13	6.5	6. Jordan Mack-VA	Sr	2	LB	2	2	3.0	1.50
Aaron Crawford-NC	Sr	2	DL	5	8	13	6.5	Finley, R.-UM	Sr	2		3	0	3.0	1.50
30. Dax Hollifield-VT	So	2	LB	2	10	12	6.0	Rodjay Burns-UL	Jr	2	LB	3	0	3.0	1.50
Andrew Armstrong-SU	Sr	2	LB	8	4	12	6.0	Kendall Coleman-SU	Sr	2	DL	3	0	3.0	1.50
32. Tate Haynes-BC	So	2	DB	8	3	11	5.5	Koby Quansah-DU	Sr	2	LB	2	2	3.0	1.50
Joe Sparacio-BC	Fr	2	LB	5	6	11	5.5	11. Joshua Kaindoh-FS	Jr	2	DE	2	1	2.5	1.25
John Lamot-BC	Jr	2	LB	9	2	11	5.5	Joey Luchetti-BC	Fr	2	DE	2	1	2.5	1.25
Pinckney, M.-UM	Sr	2	LB	5	6	11	5.5	Deslin Alexandre-UP	So	2	DL	2	1	2.5	1.25
K'Von Wallace-CU	Sr	2		7	4	11	5.5	Trevon McSwain-DU	Sr	2	DT	2	1	2.5	1.25
Jaiden Lars-Woodbey-FS	So	2	DB	5	6	11	5.5	Zane Zandier-VA	Jr	2	LB	1	3	2.5	1.25
38. Damar Hamlin-UP	Sr	2	DB	10	0	10	5.0	Charlie Thomas-GT	So	2	LB	2	1	2.5	1.25
Quarterman, S.-UM	Sr	2	LB	7	3	10	5.0	Charles Snowden-VA	Jr	2	LB	2	1	2.5	1.25
Michael Carter II-DU	Jr	2		4	6	10	5.0	Lakiem Williams-SU	Sr	2	LB	2	1	2.5	1.25
Russ Yeast-UL	Jr	2	DB	8	2	10	5.0	19. Xavier Thomas-CU	So	2	DE	1	2	2.0	1.00
Khane Pass-UL	Sr	2	DB	8	2	10	5.0	Carlos Becker-FS	Jr	2	DB	2	0	2.0	1.00
Leonard Johnson-DU	So	2	CB	7	3	10	5.0								
Christopher Fredrick-SU	Sr	2	DB	8	2	10	5.0								
Dorian Etheridge-UL	Jr	2	LB	5	5	10	5.0								
Marvin Wilson-FS	Jr	2	DT	7	3	10	5.0								
Traveon Redd-WF	Jr	2	DB	5	5	10	5.0								
Chris Ingram-ST	Jr	2	CB	8	2	10	5.0								
Greg Ross-NC	Jr	2	DB	7	3	10	5.0								
Tomon Fox-NC	Jr	2	LB	5	5	10	5.0								

2019 Atlantic Coast Conference
Individual Statistics Through games of Sep 08, 2019

PASSES DEFENDED		Cl	G	BrUp	Int.	Total	Avg/G
1.	Damarri Mathis-UP	Jr	2	4	0	4	2.00
2.	Asante Samuel-FS	So	2	3	0	3	1.50
	Tanner Muse-CU	Sr	2	1	2	3	1.50
	Tanner Karafa-BC	Sr	2	2	1	3	1.50
	Amari Henderson-WF	Sr	2	2	1	3	1.50
	Luke Masterson-WF	Jr	2	3	0	3	1.50
	Ifeatu Melifonwu-SU	So	2	2	1	3	1.50
	Tre Swilling-GT	So	2	2	1	3	1.50
	Justin Strnad-WF	Sr	2	2	1	3	1.50
	Nolan Turner-CU	Jr	2	3	0	3	1.50
	Stanford Samuels-FS	Jr	2	3	0	3	1.50
	Caleb Farley-VT	So	2	3	0	3	1.50
13.	Bandy, T.-UM	Jr	2	2	0	2	1.00
	Tanner Ingle-ST	So	2	2	0	2	1.00
	Trey Morrison-NC	So	2	2	0	2	1.00
	Kaleb Oliver-GT	So	2	1	1	2	1.00
	Myles Wolfolk-NC	Jr	2	0	2	2	1.00
	John Lamot-BC	Jr	2	2	0	2	1.00
	Finley, R.-UM	Sr	2	1	1	2	1.00
	Dane Jackson-UP	Sr	2	2	0	2	1.00

INTERCEPTIONS		Cl	G	No.	Yds	TD	Long	Avg/G
1.	Myles Wolfolk-NC	Jr	2	2	33	0	42	1.00
	Tanner Muse-CU	Sr	2	2	13	0	13	1.00
	Andre Cisco-SU	So	2	2	10	0	10	1.00
4.	Nick Grant-VA	Jr	2	1	85	1	85	0.50
	Tre Swilling-GT	So	2	1	41	0	41	0.50
	Carter, A.-UM	Jr	2	1	22	0	22	0.50
	Finley, R.-UM	Sr	2	1	19	0	19	0.50
	Joey Blount-VA	Jr	2	1	9	0	9	0.50
	Denzel Johnson-CU	Sr	2	1	6	0	6	0.50
	Isaiah Bolden-FS	Fr	2	1	4	0	4	0.50

FUMBLES FORCED		Cl	G	No.	Avg/G
1.	Hamsah Nasirildeen-FS	Jr	2	3	1.50
2.	Will Dabbs-ST	Jr	2	1	0.50
	Kingsley Jonathan-SU	Jr	2	1	0.50
	Paris Ford-UP	So	2	1	0.50
	Nolan Turner-CU	Jr	2	1	0.50
	Mehdi El Attrach-BC	Sr	2	1	0.50
	Kaleb Oliver-GT	So	2	1	0.50
	Chad Smith-CU	Sr	2	1	0.50
	Tanner Ingle-ST	So	2	1	0.50
	Phil Campbell-UP	Jr	2	1	0.50

FUMBLES RECOVERED		Cl	G	No.	Avg/G
1.	Tre Hornbuckle-DU	Sr	2	1	0.50
	David Curry-GT	Jr	2	1	0.50
	Patchan, S.-UM	Jr	2	1	0.50
	Marcus Valdez-BC	So	2	1	0.50
	Jaiden Lars-Woodbey-FS	So	2	1	0.50
	Rocky Shelton II-DU	Fr	2	1	0.50
	C.J. Hart-ST	Fr	2	1	0.50
	Rondell Bothroyd-WF	Fr	2	1	0.50
	Dorian Etheridge-UL	Jr	2	1	0.50
	Jarius Morehead-ST	Sr	2	1	0.50

**2019 Atlantic Coast Conference
Conference Team Game Highs Through games of Sep 08, 2019**

TEAM HIGHS (highest totals made by)

Points	52	Clemson vs GEORGIA TECH (Aug 29, 2019)
	52	Virginia vs WILLIAM & MARY (Sep 06, 2019)
Points scored kicking	12	Virginia at Pitt (8/31/19) [3fg,3pat]
	11	Wake Forest at Rice (Sep 06, 2019) [2fg,5pat]
	11	NC State vs WESTERN CAROLINA (Sep 07, 2019) [2fg,5pat]
Touchdowns	7	Clemson vs GEORGIA TECH (Aug 29, 2019)
	7	Virginia vs WILLIAM & MARY (Sep 06, 2019)
Total offense yards	632	Clemson vs GEORGIA TECH (Aug 29, 2019) [411r,221p]
	579	Wake Forest vs UTAH STATE (Aug 30, 2019) [178r,401p]
Total offense plays	105	Wake Forest vs UTAH STATE (Aug 30, 2019) [58r,47p]
	90	Duke vs NORTH CAROLINA A&T (Sep 07, 2019) [46r,44p]
	90	Florida State vs ULM (Sep 07, 2019) [50r,40p]
Total offense yards/play	9.3	Louisville vs ECU (Sep 07, 2019) [58-542]
	8.3	Wake Forest at Rice (Sep 06, 2019) [62-513]
Rushing yards	411	Clemson vs GEORGIA TECH (Aug 29, 2019)
	346	Boston College vs RICHMOND (Sep 07, 2019)
Rushing attempts	58	Wake Forest vs UTAH STATE (Aug 30, 2019)
	53	NC State vs WESTERN CAROLINA (Sep 07, 2019)
Yards per rush	8.5	Louisville vs ECU (Sep 07, 2019) [38-322]
	8.4	Clemson vs GEORGIA TECH (Aug 29, 2019) [49-411]
Rushing TDs	5	Clemson vs GEORGIA TECH (Aug 29, 2019)
	4	NC State vs WESTERN CAROLINA (Sep 07, 2019)
Longest rush	96	Wake Forest at Rice (Sep 06, 2019)
	90	Clemson vs GEORGIA TECH (Aug 29, 2019)
Passing yards	401	Wake Forest vs UTAH STATE (Aug 30, 2019)
	364	Duke vs NORTH CAROLINA A&T (Sep 07, 2019)
Passing attempts	47	Wake Forest vs UTAH STATE (Aug 30, 2019)
	47	Virginia Tech at Boston College (Aug 31, 2019)
Passing TDs	4	Virginia Tech at Boston College (Aug 31, 2019)
	4	Duke vs NORTH CAROLINA A&T (Sep 07, 2019)
	4	Louisville vs ECU (Sep 07, 2019)
Longest pass	75	Florida State vs BOISE STATE (Aug 31, 2019)
	74	Pitt vs OHIO (9/7/19)
Passes completed	34	Wake Forest vs UTAH STATE (Aug 30, 2019)
	31	Duke vs NORTH CAROLINA A&T (Sep 07, 2019)
Had intercepted	3	Virginia Tech at Boston College (Aug 31, 2019)
	3	Virginia vs WILLIAM & MARY (Sep 06, 2019)
Pass completion pct	77.8	Wake Forest at Rice (Sep 06, 2019) [21-27]
	76.9	Miami at North Carolina (Sep 07, 2019) [30-39]
Passing yards/attempt	11.7	North Carolina vs MIAMI (Sep 07, 2019) [25-292]
	11.6	Wake Forest at Rice (Sep 06, 2019) [27-312]
Yards per catch	19.6	Georgia Tech at Clemson (Aug 29, 2019) [7-137]
	19.1	Boston College vs RICHMOND (Sep 07, 2019) [9-172]
Field goal attempts	4	North Carolina vs South Carolina (Aug 31, 2019)
	4	Virginia at Pitt (8/31/19)
	4	Miami at North Carolina (Sep 07, 2019)
Field goals made	3	North Carolina vs South Carolina (Aug 31, 2019)
	3	Virginia at Pitt (8/31/19)
Longest field goal	51	Clemson vs GEORGIA TECH (Aug 29, 2019)
	50	Duke vs NORTH CAROLINA A&T (Sep 07, 2019)
	50	Miami at North Carolina (Sep 07, 2019)
Field goal pct	100.0	NC State vs EAST CAROLINA (Aug 31, 2019) [2-2]
	100.0	Wake Forest at Rice (Sep 06, 2019) [2-2]
	100.0	NC State vs WESTERN CAROLINA (Sep 07, 2019) [2-2]
PAT kicks attempted	7	Clemson vs GEORGIA TECH (Aug 29, 2019)

**2019 Atlantic Coast Conference
Team Game Highs Through games of Sep 08, 2019**

	7	Virginia vs WILLIAM & MARY (Sep 06, 2019)
PAT kicks made	7	Clemson vs GEORGIA TECH (Aug 29, 2019)
	7	Virginia vs WILLIAM & MARY (Sep 06, 2019)
PAT kicks pct	100.0	Clemson vs GEORGIA TECH (Aug 29, 2019) [7-7]
	100.0	Virginia vs WILLIAM & MARY (Sep 06, 2019) [7-7]
	100.0	Boston College vs RICHMOND (Sep 07, 2019) [6-6]
	100.0	Duke vs NORTH CAROLINA A&T (Sep 07, 2019) [6-6]
	100.0	Florida State vs ULM (Sep 07, 2019) [6-6]
	100.0	Louisville vs ECU (Sep 07, 2019) [6-6]
	100.0	Wake Forest vs UTAH STATE (Aug 30, 2019) [5-5]
	100.0	Boston College vs VIRGINIA TECH (Aug 31, 2019) [5-5]
	100.0	Wake Forest at Rice (Sep 06, 2019) [5-5]
	100.0	NC State vs WESTERN CAROLINA (Sep 07, 2019) [5-5]
	100.0	Virginia Tech at Boston College (Aug 31, 2019) [4-4]
	100.0	Florida State vs BOISE STATE (Aug 31, 2019) [4-4]
	100.0	NC State vs EAST CAROLINA (Aug 31, 2019) [4-4]
	100.0	Virginia Tech vs OLD DOMINION (Sep 07, 2019) [4-4]
	100.0	Syracuse at Liberty (08-31-19) [3-3]
	100.0	Virginia at Pitt (8/31/19) [3-3]
	100.0	Clemson vs TEXAS A&M (Sep 07, 2019) [3-3]
	100.0	Miami vs Florida (Aug 24, 2019) [2-2]
	100.0	Georgia Tech at Clemson (Aug 29, 2019) [2-2]
	100.0	Pitt vs VIRGINIA (8/31/19) [2-2]
	100.0	Louisville vs ND (Sep 02, 2019) [2-2]
	100.0	Georgia Tech vs USF (Sep 06, 2019) [2-2]
	100.0	North Carolina vs MIAMI (Sep 07, 2019) [2-2]
	100.0	Pitt vs OHIO (9/7/19) [2-2]
2-point PAT attempts	1	North Carolina vs South Carolina (Aug 31, 2019)
	1	Miami at North Carolina (Sep 07, 2019)
	1	North Carolina vs MIAMI (Sep 07, 2019)
2-point PATs made	1	North Carolina vs South Carolina (Aug 31, 2019)
	1	North Carolina vs MIAMI (Sep 07, 2019)
Punts	8	Georgia Tech at Clemson (Aug 29, 2019)
	7	Florida State vs BOISE STATE (Aug 31, 2019)
Longest punt	69	Virginia Tech vs OLD DOMINION (Sep 07, 2019)
	58	Florida State vs ULM (Sep 07, 2019)
	58	NC State vs WESTERN CAROLINA (Sep 07, 2019)
Yards punted	345	Georgia Tech at Clemson (Aug 29, 2019) [8-345]
	308	Florida State vs BOISE STATE (Aug 31, 2019) [7-308]
Punting avg	56.7	Virginia Tech vs OLD DOMINION (Sep 07, 2019) [3-170]
	49.3	NC State vs WESTERN CAROLINA (Sep 07, 2019) [3-148]
Punt returns	7	Pitt vs OHIO (9/7/19)
	5	Georgia Tech vs USF (Sep 06, 2019)
	5	Virginia vs WILLIAM & MARY (Sep 06, 2019)
Punt return yards	41	Syracuse at Liberty (08-31-19)
	39	Virginia vs WILLIAM & MARY (Sep 06, 2019)
	39	Duke vs NORTH CAROLINA A&T (Sep 07, 2019)
Punt return avg	16.0	Florida State vs ULM (Sep 07, 2019) [2-32]
	13.7	Syracuse at Liberty (08-31-19) [3-41]
Longest punt return	33	Louisville vs ECU (Sep 07, 2019)
	31	Syracuse at Liberty (08-31-19)
Kick returns	6	Syracuse at Maryland (Sep 07, 2019)
	5	Florida State vs ULM (Sep 07, 2019)
Kick return yards	151	Virginia vs WILLIAM & MARY (Sep 06, 2019)
	135	Florida State vs ULM (Sep 07, 2019)
Kick return avg	37.8	Virginia vs WILLIAM & MARY (Sep 06, 2019) [4-151]

**2019 Atlantic Coast Conference
Team Game Highs Through games of Sep 08, 2019**

	37.3	Virginia Tech vs OLD DOMINION (Sep 07, 2019) [3-112]
Longest kick return	100	Virginia vs WILLIAM & MARY (Sep 06, 2019)
	71	Virginia Tech vs OLD DOMINION (Sep 07, 2019)
Kick return TDs	1	Virginia vs WILLIAM & MARY (Sep 06, 2019)
Interceptions	3	Wake Forest vs UTAH STATE (Aug 30, 2019)
	3	Boston College vs VIRGINIA TECH (Aug 31, 2019)
Interception return yds	85	Virginia vs WILLIAM & MARY (Sep 06, 2019)
	41	Miami vs Florida (Aug 24, 2019)
Interception return avg	20.5	Miami vs Florida (Aug 24, 2019) [2-41]
	19.5	Georgia Tech at Clemson (Aug 29, 2019) [2-39]
Longest interception rtn	85	Virginia vs WILLIAM & MARY (Sep 06, 2019)
	42	North Carolina vs South Carolina (Aug 31, 2019)
Interception return TDs	1	Virginia vs WILLIAM & MARY (Sep 06, 2019)
Fumbles lost	3	Louisville vs ND (Sep 02, 2019)
	2	Georgia Tech at Clemson (Aug 29, 2019)
	2	Virginia Tech at Boston College (Aug 31, 2019)
	2	Florida State vs BOISE STATE (Aug 31, 2019)
	2	Virginia Tech vs OLD DOMINION (Sep 07, 2019)
Fumbles recovered	2	Miami vs Florida (Aug 24, 2019)
	2	Clemson vs GEORGIA TECH (Aug 29, 2019)
	2	Boston College vs VIRGINIA TECH (Aug 31, 2019)
	2	Florida State vs BOISE STATE (Aug 31, 2019)
	2	Syracuse at Liberty (08-31-19)
	2	Georgia Tech vs USF (Sep 06, 2019)
	2	Duke vs NORTH CAROLINA A&T (Sep 07, 2019)
Sacked by opp	10	Miami vs Florida (Aug 24, 2019)
	4	Florida State vs BOISE STATE (Aug 31, 2019)
	4	Pitt vs VIRGINIA (8/31/19)
	4	Louisville vs ND (Sep 02, 2019)
	4	Miami at North Carolina (Sep 07, 2019)
	4	North Carolina vs MIAMI (Sep 07, 2019)
	4	Syracuse at Maryland (Sep 07, 2019)
QB sacks	8	Syracuse at Liberty (08-31-19)
	7	Virginia vs WILLIAM & MARY (Sep 06, 2019)
Turnovers committed	5	Virginia Tech at Boston College (Aug 31, 2019)
	4	Georgia Tech at Clemson (Aug 29, 2019)
	4	Virginia vs WILLIAM & MARY (Sep 06, 2019)
Turnovers caused	5	Boston College vs VIRGINIA TECH (Aug 31, 2019)
	4	Miami vs Florida (Aug 24, 2019)
	4	Clemson vs GEORGIA TECH (Aug 29, 2019)
	4	Syracuse at Liberty (08-31-19)
Kicks blocked	1	Virginia at Pitt (8/31/19)
	1	Duke vs NORTH CAROLINA A&T (Sep 07, 2019)
	1	North Carolina vs MIAMI (Sep 07, 2019)
First downs	32	NC State vs WESTERN CAROLINA (Sep 07, 2019)
	31	Duke vs NORTH CAROLINA A&T (Sep 07, 2019)
1st downs rushing	20	Clemson vs GEORGIA TECH (Aug 29, 2019)
	20	NC State vs WESTERN CAROLINA (Sep 07, 2019)
1st downs passing	19	Duke vs NORTH CAROLINA A&T (Sep 07, 2019)
	18	Wake Forest vs UTAH STATE (Aug 30, 2019)
1st downs by penalty	6	Georgia Tech vs USF (Sep 06, 2019)
	5	Miami vs Florida (Aug 24, 2019)
Penalties	14	Miami vs Florida (Aug 24, 2019)
	11	Florida State vs ULM (Sep 07, 2019)
Penalties yards	118	Miami vs Florida (Aug 24, 2019)
	108	Florida State vs ULM (Sep 07, 2019)

**2019 Atlantic Coast Conference
Conference Individual Game Highs Through games of Sep 08, 2019**

INDIVIDUAL PLAYER GAME HIGHS

Points scored	18	Travis Etienne (Clemson) vs GEORGIA TECH (Aug 29, 2019)
	18	AJ Dillon (Boston College) vs RICHMOND (Sep 07, 2019)
	18	Cam Akers (Florida State) vs ULM (Sep 07, 2019)
Touchdowns	3	Travis Etienne (Clemson) vs GEORGIA TECH (Aug 29, 2019)
	3	AJ Dillon (Boston College) vs RICHMOND (Sep 07, 2019)
	3	Cam Akers (Florida State) vs ULM (Sep 07, 2019)
TD responsibility	5	Quentin Harris (Duke) vs NORTH CAROLINA A&T (Sep 07, 2019) [1r,4p]
	4	Jamie Newman (Wake Forest) vs UTAH STATE (Aug 30, 2019) [1r,3p]
	4	Ryan Willis (Virginia Tech) at Boston College (Aug 31, 2019) [0r,4p]
	4	James Blackman (Florida State) vs ULM (Sep 07, 2019) [1r,3p]
	4	Jawon Pass (Louisville) vs ECU (Sep 07, 2019) [0r,4p]
Points scored kicking	12	Brian Delaney (Virginia) at Pitt (8/31/19) [3fg,3pat]
	11	Nick Sciba (Wake Forest) at Rice (Sep 06, 2019) [2fg,5pat]
	11	Christopher Dunn (NC State) vs WESTERN CAROLINA (Sep 07, 2019) [2fg,5pat]
Total offense yards	437	Jamie Newman (Wake Forest) vs UTAH STATE (Aug 30, 2019) [36r,401p]
	428	Quentin Harris (Duke) vs NORTH CAROLINA A&T (Sep 07, 2019) [83r,345p]
Total offense plays	68	Jamie Newman (Wake Forest) vs UTAH STATE (Aug 30, 2019) [21r,47p]
	60	Ryan Willis (Virginia Tech) at Boston College (Aug 31, 2019) [13r,47p]
Total offense yards/play	30.7	Zay Flowers (Boston College) vs RICHMOND (Sep 07, 2019) [3-92]
	19.4	Malik Cunningham (Louisville) vs ECU (Sep 07, 2019) [5-97]
Rushing yards	205	Travis Etienne (Clemson) vs GEORGIA TECH (Aug 29, 2019)
	193	Cam Akers (Florida State) vs ULM (Sep 07, 2019)
Rushing attempts	36	Cam Akers (Florida State) vs ULM (Sep 07, 2019)
	25	Cade Carney (Wake Forest) vs UTAH STATE (Aug 30, 2019)
Yards per rush	30.7	Zay Flowers (Boston College) vs RICHMOND (Sep 07, 2019) [3-92]
	18.2	Malik Cunningham (Louisville) vs ECU (Sep 07, 2019) [4-73]
Rushing TDs	3	Travis Etienne (Clemson) vs GEORGIA TECH (Aug 29, 2019)
	2	Matthew McKay (NC State) vs EAST CAROLINA (Aug 31, 2019)
	2	Jawon Pass (Louisville) vs ND (Sep 02, 2019)
	2	Mike Hollins (Virginia) vs WILLIAM & MARY (Sep 06, 2019)
	2	AJ Dillon (Boston College) vs RICHMOND (Sep 07, 2019)
	2	Cam Akers (Florida State) vs ULM (Sep 07, 2019)
	2	Zonovan Knight (NC State) vs WESTERN CAROLINA (Sep 07, 2019)
Longest rush	96	Kenneth Walker (Wake Forest) at Rice (Sep 06, 2019)
	90	Travis Etienne (Clemson) vs GEORGIA TECH (Aug 29, 2019)
Passing yards	401	Jamie Newman (Wake Forest) vs UTAH STATE (Aug 30, 2019)
	345	Quentin Harris (Duke) vs NORTH CAROLINA A&T (Sep 07, 2019)
Passing attempts	47	Jamie Newman (Wake Forest) vs UTAH STATE (Aug 30, 2019)
	47	Ryan Willis (Virginia Tech) at Boston College (Aug 31, 2019)
Passing TDs	4	Ryan Willis (Virginia Tech) at Boston College (Aug 31, 2019)
	4	Quentin Harris (Duke) vs NORTH CAROLINA A&T (Sep 07, 2019)
	4	Jawon Pass (Louisville) vs ECU (Sep 07, 2019)
Longest pass	75	James Blackman (Florida State) vs BOISE STATE (Aug 31, 2019)
	74	Kenny Pickett (Pitt) vs OHIO (9/7/19)
Passes completed	34	Jamie Newman (Wake Forest) vs UTAH STATE (Aug 30, 2019)
	30	Quentin Harris (Duke) vs NORTH CAROLINA A&T (Sep 07, 2019)
	30	James Blackman (Florida State) vs ULM (Sep 07, 2019)
	30	Williams, J. (Miami) at North Carolina (Sep 07, 2019)
Had intercepted	3	Ryan Willis (Virginia Tech) at Boston College (Aug 31, 2019)
Pass completion pct	90.0	Brennan Armstrong (Virginia) vs WILLIAM & MARY (Sep 06, 2019) [9-10]
	80.0	Bailey Hockman (NC State) vs WESTERN CAROLINA (Sep 07, 2019) [4-5]
Pass yards/attempt	11.6	Anthony Brown (Boston College) vs RICHMOND (Sep 07, 2019) [14-163]
	11.6	Jamie Newman (Wake Forest) at Rice (Sep 06, 2019) [27-312]
Pass yards/catch	20.4	Anthony Brown (Boston College) vs RICHMOND (Sep 07, 2019) [8-163]

**2019 Atlantic Coast Conference
Individual Game Highs Through games of Sep 08, 2019**

	14.9	Jamie Newman (Wake Forest) at Rice (Sep 06, 2019) [21-312]
Receiving yards	158	Sage Surratt (Wake Forest) vs UTAH STATE (Aug 30, 2019)
	158	Scotty Washington (Wake Forest) at Rice (Sep 06, 2019)
Receptions	10	Maurice Ffrench (Pitt) vs OHIO (9/7/19)
	9	Kendall Hinton (Wake Forest) vs UTAH STATE (Aug 30, 2019)
Yards per catch	45.5	Zay Flowers (Boston College) vs VIRGINIA TECH (Aug 31, 2019) [2-91]
	32.5	A.J. Davis (Pitt) vs VIRGINIA (8/31/19) [2-65]
Receiving TDs	2	Scotty Washington (Wake Forest) at Rice (Sep 06, 2019)
	2	Jalon Calhoun (Duke) vs NORTH CAROLINA A&T (Sep 07, 2019)
	2	Trishton Jackson (Syracuse) at Maryland (Sep 07, 2019)
	2	Marshon Ford (Louisville) vs ECU (Sep 07, 2019)
Longest reception	75	Tamorriion Terry (Florida State) vs BOISE STATE (Aug 31, 2019)
	74	Maurice Ffrench (Pitt) vs OHIO (9/7/19)
Field goal attempts	4	Noah Ruggles (North Carolina) vs South Carolina (Aug 31, 2019)
	4	Brian Delaney (Virginia) at Pitt (8/31/19)
	4	Baxa, B. (Miami) at North Carolina (Sep 07, 2019)
Field goals made	3	Noah Ruggles (North Carolina) vs South Carolina (Aug 31, 2019)
	3	Brian Delaney (Virginia) at Pitt (8/31/19)
Longest field goal	51	B.T. Potter (Clemson) vs GEORGIA TECH (Aug 29, 2019)
	50	AJ Reed (Duke) vs NORTH CAROLINA A&T (Sep 07, 2019)
	50	Baxa, B. (Miami) at North Carolina (Sep 07, 2019)
Field goal pct	100.0	Christopher Dunn (NC State) vs EAST CAROLINA (Aug 31, 2019) [2-2]
	100.0	Nick Sciba (Wake Forest) at Rice (Sep 06, 2019) [2-2]
	100.0	Christopher Dunn (NC State) vs WESTERN CAROLINA (Sep 07, 2019) [2-2]
PAT kicks attempted	7	B.T. Potter (Clemson) vs GEORGIA TECH (Aug 29, 2019)
	7	Brian Delaney (Virginia) vs WILLIAM & MARY (Sep 06, 2019)
PAT kicks made	7	B.T. Potter (Clemson) vs GEORGIA TECH (Aug 29, 2019)
	7	Brian Delaney (Virginia) vs WILLIAM & MARY (Sep 06, 2019)
PAT kicks pct	100.0	B.T. Potter (Clemson) vs GEORGIA TECH (Aug 29, 2019) [7-7]
	100.0	Brian Delaney (Virginia) vs WILLIAM & MARY (Sep 06, 2019) [7-7]
	100.0	Aaron Boumerhi (Boston College) vs RICHMOND (Sep 07, 2019) [6-6]
	100.0	AJ Reed (Duke) vs NORTH CAROLINA A&T (Sep 07, 2019) [6-6]
	100.0	Ricky Aguayo (Florida State) vs ULM (Sep 07, 2019) [6-6]
	100.0	Blanton Creque (Louisville) vs ECU (Sep 07, 2019) [6-6]
	100.0	Nick Sciba (Wake Forest) vs UTAH STATE (Aug 30, 2019) [5-5]
	100.0	Aaron Boumerhi (Boston College) vs VIRGINIA TECH (Aug 31, 2019) [5-5]
	100.0	Nick Sciba (Wake Forest) at Rice (Sep 06, 2019) [5-5]
	100.0	Christopher Dunn (NC State) vs WESTERN CAROLINA (Sep 07, 2019) [5-5]
	100.0	Brian Johnson (Virginia Tech) at Boston College (Aug 31, 2019) [4-4]
	100.0	Ricky Aguayo (Florida State) vs BOISE STATE (Aug 31, 2019) [4-4]
	100.0	Christopher Dunn (NC State) vs EAST CAROLINA (Aug 31, 2019) [4-4]
	100.0	Brian Johnson (Virginia Tech) vs OLD DOMINION (Sep 07, 2019) [4-4]
	100.0	Andre Szmyt (Syracuse) at Liberty (08-31-19) [3-3]
	100.0	Brian Delaney (Virginia) at Pitt (8/31/19) [3-3]
	100.0	B.T. Potter (Clemson) vs TEXAS A&M (Sep 07, 2019) [3-3]
	100.0	Baxa, B. (Miami) vs Florida (Aug 24, 2019) [2-2]
	100.0	Wesley Wells (Georgia Tech) at Clemson (Aug 29, 2019) [2-2]
	100.0	Alex Kessman (Pitt) vs VIRGINIA (8/31/19) [2-2]
	100.0	Blanton Creque (Louisville) vs ND (Sep 02, 2019) [2-2]
	100.0	Brenton King (Georgia Tech) vs USF (Sep 06, 2019) [2-2]
	100.0	Noah Ruggles (North Carolina) vs MIAMI (Sep 07, 2019) [2-2]
	100.0	Alex Kessman (Pitt) vs OHIO (9/7/19) [2-2]
	100.0	Noah Ruggles (North Carolina) vs South Carolina (Aug 31, 2019) [1-1]

**2019 Atlantic Coast Conference
Individual Game Highs Through games of Sep 08, 2019**

Punts	8	Pressley Harvin (Georgia Tech) at Clemson (Aug 29, 2019)
Yards punted	345	Pressley Harvin (Georgia Tech) at Clemson (Aug 29, 2019) [8-345]
Longest punt	69	Oscar Bradburn (Virginia Tech) vs OLD DOMINION (Sep 07, 2019)
	58	Tommy Martin (Florida State) vs ULM (Sep 07, 2019)
	58	Trenton Gill (NC State) vs WESTERN CAROLINA (Sep 07, 2019)
Punting avg	56.7	Oscar Bradburn (Virginia Tech) vs OLD DOMINION (Sep 07, 2019) [3-170]
	49.3	Trenton Gill (NC State) vs WESTERN CAROLINA (Sep 07, 2019) [3-148]
Punt returns	7	Maurice Ffrench (Pitt) vs OHIO (9/7/19)
	5	Ahmarean Brown (Georgia Tech) vs USF (Sep 06, 2019)
Punt return yards	51	Billy Kemp IV (Virginia) vs WILLIAM & MARY (Sep 06, 2019)
	41	Sean Riley (Syracuse) at Liberty (08-31-19)
Longest punt return	33	Tutu Atwell (Louisville) vs ECU (Sep 07, 2019)
	31	Sean Riley (Syracuse) at Liberty (08-31-19)
Punt return avg	18.0	Tutu Atwell (Louisville) vs ECU (Sep 07, 2019) [2-36]
	16.0	D.J. Matthews (Florida State) vs ULM (Sep 07, 2019) [2-32]
Kick returns	5	Keyshawn Helton (Florida State) vs ULM (Sep 07, 2019)
	4	Sean Riley (Syracuse) at Maryland (Sep 07, 2019)
Kick return yards	135	Keyshawn Helton (Florida State) vs ULM (Sep 07, 2019)
	100	Joe Reed (Virginia) vs WILLIAM & MARY (Sep 06, 2019)
Kick return avg	46.5	Terius Wheatley (Virginia Tech) vs OLD DOMINION (Sep 07, 2019) [2-93]
	27.0	Keyshawn Helton (Florida State) vs ULM (Sep 07, 2019) [5-135]
Longest kick return	100	Joe Reed (Virginia) vs WILLIAM & MARY (Sep 06, 2019)
	71	Terius Wheatley (Virginia Tech) vs OLD DOMINION (Sep 07, 2019)
Kick return TDs	1	Joe Reed (Virginia) vs WILLIAM & MARY (Sep 06, 2019)
Combined PR/KR yards	135	Keyshawn Helton (Florida State) vs ULM (Sep 07, 2019) [0pr-135kr]
	100	Joe Reed (Virginia) vs WILLIAM & MARY (Sep 06, 2019) [0pr-100kr]
Interceptions	2	Myles Wolfolk (North Carolina) vs South Carolina (Aug 31, 2019)
Interception return yds	85	Nick Grant (Virginia) vs WILLIAM & MARY (Sep 06, 2019)
	41	Tre Swilling (Georgia Tech) at Clemson (Aug 29, 2019)
Interception return avg	16.5	Myles Wolfolk (North Carolina) vs South Carolina (Aug 31, 2019) [2-33]
Longest interception rtn	85	Nick Grant (Virginia) vs WILLIAM & MARY (Sep 06, 2019)
	42	Myles Wolfolk (North Carolina) vs South Carolina (Aug 31, 2019)
Interception return TDs	1	Nick Grant (Virginia) vs WILLIAM & MARY (Sep 06, 2019)
All-purpose yards	248	Cam Akers (Florida State) vs ULM (Sep 07, 2019)
	208	Travis Etienne (Clemson) vs GEORGIA TECH (Aug 29, 2019)
Tackles	14.0	Jeremiah Gemmel (North Carolina) vs MIAMI (Sep 07, 2019) [8-6]
	13.0	Rayshard Ashby (Virginia Tech) at Boston College (Aug 31, 2019) [7-6]
Sacks	3.0	Tomon Fox (North Carolina) vs MIAMI (Sep 07, 2019) [3-0]
	3.0	Jaylen Twyman (Pitt) vs OHIO (9/7/19) [3-0]
Tackles for loss	3.5	Rayshard Ashby (Virginia Tech) at Boston College (Aug 31, 2019) [3-1]
	3.0	Tomon Fox (North Carolina) vs MIAMI (Sep 07, 2019) [3-0]
	3.0	Jaylen Twyman (Pitt) vs OHIO (9/7/19) [3-0]

**2019 Atlantic Coast Conference
Individual Stellar Games Through games of Sep 08, 2019**

200-Yard Rushing Performances

205 Travis Etienne (Clemson) vs GEORGIA TECH (Aug 29, 2019)

100-Yard Rushing Performances

205 Travis Etienne (Clemson) vs GEORGIA TECH (Aug 29, 2019)
193 Cam Akers (Florida State) vs ULM (Sep 07, 2019)
125 Kenneth Walker (Wake Forest) at Rice (Sep 06, 2019)
123 Javian Hawkins (Louisville) vs ECU (Sep 07, 2019)
122 Javian Hawkins (Louisville) vs ND (Sep 02, 2019)
119 Zonovan Knight (NC State) vs WESTERN CAROLINA (Sep 07, 2019)
116 Cam Akers (Florida State) vs BOISE STATE (Aug 31, 2019)
107 Dallas, D. (Miami) at North Carolina (Sep 07, 2019)
105 Cade Carney (Wake Forest) vs UTAH STATE (Aug 30, 2019)
102 Javonte Williams (North Carolina) vs South Carolina (Aug 31, 2019)

Number of 100-Yard Rushing Performances

Cam Akers, Florida State - 2
Javian Hawkins, Louisville - 2
Cade Carney, Wake Forest - 1
Dallas, D., Miami - 1
Travis Etienne, Clemson - 1
Zonovan Knight, NC State - 1
Kenneth Walker, Wake Forest - 1
Javonte Williams, North Carolina - 1

500-Yard Passing Performances

None

400-Yard Passing Performances

401 Jamie Newman (Wake Forest) vs UTAH STATE (Aug 30, 2019)

300-Yard Passing Performances

401 Jamie Newman (Wake Forest) vs UTAH STATE (Aug 30, 2019)
345 Quentin Harris (Duke) vs NORTH CAROLINA A&T (Sep 07, 2019)
344 Ryan Willis (Virginia Tech) at Boston College (Aug 31, 2019)
330 Tommy DeVito (Syracuse) at Maryland (Sep 07, 2019)
327 James Blackman (Florida State) vs BOISE STATE (Aug 31, 2019)
321 Kenny Pickett (Pitt) vs OHIO (9/7/19)
312 Jamie Newman (Wake Forest) at Rice (Sep 06, 2019)
309 Williams, J. (Miami) at North Carolina (Sep 07, 2019)
308 Matthew McKay (NC State) vs EAST CAROLINA (Aug 31, 2019)

**2019 Atlantic Coast Conference
Individual Stellar Games Through games of Sep 08, 2019**

Number of 300-Yard Passing Performances

Jamie Newman, Wake Forest - 2
James Blackman, Florida State - 1
Tommy DeVito, Syracuse - 1
Quentin Harris, Duke - 1
Matthew McKay, NC State - 1
Kenny Pickett, Pitt - 1
Williams, J., Miami - 1
Ryan Willis, Virginia Tech - 1

200-Yard Receiving Performances

None

100-Yard Receiving Performances

158 Sage Surratt (Wake Forest) vs UTAH STATE (Aug 30, 2019)
158 Scotty Washington (Wake Forest) at Rice (Sep 06, 2019)
157 Trishton Jackson (Syracuse) at Maryland (Sep 07, 2019)
138 Maurice Ffrench (Pitt) vs OHIO (9/7/19)
105 Jalon Calhoun (Duke) vs NORTH CAROLINA A&T (Sep 07, 2019)

Number of 100-Yard Receiving Performances

Jalon Calhoun, Duke - 1
Maurice Ffrench, Pitt - 1
Trishton Jackson, Syracuse - 1
Sage Surratt, Wake Forest - 1
Scotty Washington, Wake Forest - 1