

2019

W I S C O N S I N

Migratory Bird Regulations



Redhead ducks

2019 Wisconsin Waterfowl Stamp by Jon Rickaby of Green Bay

Stamp artwork is selected through an annual contest that begins in mid-May and is open to Wisconsin artists. Waterfowl stamps purchased assist with the restoration and maintenance of wetland habitats that benefit waterfowl and other Wisconsin wildlife.

Report Natural Resource Violations

CALL or TEXT:

800-TIP-WDNR (800-847-9367)

Toll Free • Statewide • 24-Hour • Confidential

This pamphlet gives you a summary of Wisconsin's migratory bird hunting laws and how they affect you. *For complete trapping and hunting laws, consult the Wisconsin State Statutes Chapter 29 or Chapter 10 of the Administrative Code of the Department of Natural Resources.*



PUB-WM-010 2019



Dear Migratory Game Bird Hunter,

In 2019, you will find several important changes to the migratory bird season regulations. Among those changes is the increase in the length of the early teal season, an increase in the black duck bag limit to two and a statewide opening of the regular duck season. With these and several other changes I encourage each migratory bird hunter to take the time and review the regulations. These changes were based on sound science and input collected from you, the Wisconsin migratory bird hunter. In 2019, we expanded our public input process and it resulted in nearly 10X more input and comments than we have received in the past. I want to sincerely thank all of you that took the time to ensure your voice and thoughts were heard.

We have made some excellent additions to our webpage and we recommend that you take advantage of several of the resources available as you think ahead to opening day:

- <http://dnr.wi.gov/topic/hunt/waterfowl.html>
- <http://www.ducks.org/hunting/waterfowlgallery.aspx>

I also encourage every migratory bird hunter to get out and scout prior to your hunting season. Based on hunter surveys, a hunter that scouts 3 or more times a year harvests 3 times as many birds as those that do not scout.

I look forward to the fall and duck hunting season more than any time of year. Since becoming Wisconsin's Migratory Game Bird Ecologist, I have gained an even greater appreciation for how much the waterfowl season mean to hunters. The annual process of setting the waterfowl seasons is a result of direct involvement and input by passionate waterfowl hunters from every corner of the state. Wisconsin has over 5 million acres of wetlands, 15,000 lakes, the Mississippi River, Lake Superior, Lake Michigan and the largest freshwater cattail marsh in the country at Horicon Marsh. Due to the varying hunting opportunities, hunters have a wide range of preferences and the season structure is a compromise among those preferences.

Here is to hoping you all have a short summer and a great waterfowl season, I hope to see you out there.

Taylor Finger, Migratory Game Bird Ecologist

Table of Contents

Recent Regulation Changes	3
License Information	4
Stamp Requirements	5
License Fees and Information	6
Migratory Game Bird Regulations.....	7
2019 Migratory Bird Hunting Zones and Seasons.....	14
<i>(Includes Early Goose/Teal/Dove, Youth, Wild Duck and Migratory Game Bird)</i>	
2019 Goose Hunting Zones and Seasons.....	18
Canada Goose Harvest Reporting	23
2019 Youth Waterfowl Hunt	23
Falconry Seasons	25
Health Advisory	26
Other Important Information.....	27
Shooting hours	28
DNR Contact Information.....	32

Regulation Changes and Announcements

- The Horicon Zone for Canada goose hunting has been eliminated. See pages 5 and 18 - 20.
- The Southern Zone goose season has two closure periods. See pages 20-21.
- The North Zone duck season will open Sept. 28, 2019. See page 16.
- The daily bag limit for pintails and black ducks has changed. One pintail and two black ducks may now be taken as part of the daily bag.
- Early teal season (Sept. 1 - 9) shooting hours are from sunrise to sunset.



License Information

1) License Requirements

- a) A valid license for hunting small game is required to hunt all migratory game birds (i.e., ducks, geese, brant, woodcock, mourning dove, coots, rails, snipe or moorhens) in Wisconsin. Licenses may be purchased online at gowild.wi.gov or from a license agent. For more information, see “*license fees*” on page 6.

Note: first-time Wisconsin hunter education graduates may use their certificate in place of a small game license and state waterfowl stamp during the year their certificate was issued. HIP registration is still required (see HIP registration below).

- b) Persons born on or after Jan. 1, 1973 must have a hunter education certificate to purchase any hunting license, unless hunting in compliance with the Hunting Mentorship Program (see “*hunting mentorship*” below).
- c) All persons under age 12, and any person age 12 or older born on or after Jan. 1, 1973 who has not completed hunter education, may hunt only through the Hunting Mentorship Program (see “*hunting mentorship*” below). Persons age 12 & 13 who have completed hunter education must be accompanied by and in visual and voice contact of a parent or guardian (18 years or older) while hunting.

2) Harvest Information Program Registration

- a) Harvest Information Program (HIP): a person hunting any species of migratory game bird (including, but not limited to waterfowl, rails, snipe, woodcock and mourning dove) must register annually for this program.
- b) HIP registration keeps a record of a national list of hunters who may receive a log to record their harvest to assist in estimating the total harvest. All migratory bird hunters are required to register annually, even if registered in previous years.
- c) Registration may be completed when purchasing a license or at any time prior to hunting migratory game birds. For more information on HIP, visit the U.S. Fish and Wildlife Service website at www.fws.gov/hip.

3) Hunting Mentorship Program

The Hunting Mentorship Program allows hunters of *any age* to obtain a hunting license and hunt without first completing a Hunter Education Course, **with the following requirements:**

- the **hunter must:** 1) hunt within arm’s reach of a mentor, regardless of age; 2) possess appropriate hunting license(s), permit(s) and tag(s); and 3) comply with all hunting laws, seasons and bag limits.
- the **mentor must:** 1) be at least 18 years old; 2) be a hunter education graduate, unless born before Jan. 1, 1973 or have completed basic training with the Armed Forces (see the [Small Game Regulations](#) for details on Armed Forces members); 3) be the hunter’s parent or guardian or have the permission of the hunter’s parent or guardian before acting as a mentor for the hunter if the hunter is under the age of 18; and 4) possess a current Wisconsin hunting license (the type of license does not matter unless attempting to harvest game).

Note: mentors are exempt from the need for a hunting license if: 1) hunting on a licensed bird or deer hunting preserve; 2) hunting on land the mentor owns or occupies; or 3) for a species the mentor does not require a license to hunt (see the [Small Game Regulations](#) for information on private lands and landowners).

- both the hunter and the mentor may possess a weapon while participating in the hunting mentorship program. Adults may not hunt waterfowl during the youth waterfowl hunt.

For more information on the Hunter Mentorship Program, visit dnr.wi.gov keywords “[mentored hunting](#).”

Stamp and Permit Requirements

Any persons age 16 or older who plan to hunt waterfowl must possess both a 2019 Wisconsin Waterfowl Stamp privilege noted on the hunter’s valid hunting license and a 2019 Federal Migratory Bird Stamp.

Note: these stamps are not required if hunting coot, moorhen, rails, mourning dove or woodcock.

1) 2019 Wisconsin Waterfowl Stamp (\$7)

The Wisconsin Waterfowl Stamp may be purchased online at gowild.wi.gov or from a license agent.

Note: the Wisconsin Waterfowl Stamp is included in the cost of the Conservation Patron license, and is free to resident military small game license holders, resident senior citizen recreation card holders and graduates of the Wisconsin Hunter Education Course (during the period in which the small game hunting privilege is free). Visit dnr.wi.gov keywords “[hunter safety](#)” for details.

2) 2019 Federal Migratory Bird Stamp (\$25)

A hard copy is required. May be purchased at select U.S. Post Offices and U.S. Fish and Wildlife Service offices, online at www.fws.gov/duckstamp/stamps.htm or by calling (800) STAMP-24 (800-782-6724). The Federal Migratory Bird Stamp may also be purchased online at gowild.wi.gov and at license agents.

Note: if purchased through the DNR or a DNR license agent, the cost is \$28, and the hunter will receive a temporary stamp that is valid for 45 days. The actual stamp will be mailed within the 45 day period. This stamp needs to be signed in ink, but it does **not** need to be affixed to the hunter’s license.

3) Canada Goose Permit (\$3)

A Canada Goose Permit is required if hunting Canada geese in either the early or regular Canada goose season. This permit is valid only for the season shown on the permit. Canada Goose permits can be purchased online at gowild.wi.gov and at license agents.

License Fees

	License Type	Cost
Resident	Small Game	\$18
	Junior Small Game (ages 12-17)	\$9
	Small Game (ages 11 and younger)	\$7
	Senior Citizen Small Game (age 65 or older)	\$9
	Sports	\$60
	Junior Sports (ages 12-17)	\$35
	Conservation Patron*	\$165
	Junior Conservation Patron* (ages 12-17)	\$75
Non-Resident	Small Game	\$85
	5-day Small Game	\$55
	Small Game (ages 11 and younger)	\$7
	Conservation Patron*	\$600
	Junior Conservation Patron* (ages 12-17)	\$77
	Sports	\$275
	Junior Sports	\$36
*Conservation Patron licenses include a Wisconsin Waterfowl Stamp, but do not include a Federal Migratory Bird Stamp.		
Reduced License	New or returning hunters, as well as hunters who recruit 3 or more first-time hunters, trappers or anglers are eligible for reduced hunting license fees. See the 2019 Small Game Regulations for more details.	
Senior Citizen Recreation Card (No longer offered)	Existing cards are still valid as long as the holder remains a Wisconsin resident. To hunt migratory birds, card holders must purchase the Federal Migratory Bird Stamp annually. The Wisconsin Waterfowl Stamp privilege is not required. Card holders must also be HIP certified.	
Armed Forces Members	Members of the Armed Forces are entitled to certain license privileges and may qualify for reduced license fees. See the 2019 Small Game Regulations for more details.	

4) License, Permit, Tag and Stamp Use

Authorization and Forms of Proof

DNR law enforcement staff will accept the following forms of proof of a particular hunting license, goose permit and state stamp: an original paper copy of a license, a hard copy (paper) reprint of the original, Wisconsin driver's license that has been authenticated within the Go Wild system, a Conservation Card or a digital file issued by the department and displayed on an electronic device. **An original federal migratory bird stamp is still required.** If hunting within a federal refuge, hunters should carry paper copies of these documents.

It is illegal to Use or carry the license, permit, tag or stamp of another person while hunting.

Migratory Game Bird Regulations

In addition to hunting regulations that apply to species listed in the [2019 Small Game Hunting Regulations](#), the following rules also apply.

1) Definitions

a) Migratory Birds

Migratory game birds include waterfowl, rails, mourning dove, woodcock, coot, moorhen and snipe.

b) Waterfowl

Waterfowl include ducks, mergansers, geese and brant.

c) Daily Bag Limit

The daily bag limit is the maximum number of a species or group of species which one person may reduce to possession in one day.

d) Aggregate Daily Bag Limit

The maximum number of migratory game birds permitted to be taken by one person in any one day, when the person hunts in more than one zone or state and/or for more than one species for which a combined daily bag limit is prescribed. The aggregate daily bag limit is equal to the largest daily bag limit prescribed for any one species or for any one zone or state in which the taking occurs.

e) Aggregate Possession Limit

The maximum number of migratory game birds of a single species or combination of species taken in the United States permitted to be possessed by any one person when taking and possession occurs in more than one specified geographic area for which a possession limit is prescribed. The aggregate possession limit is equal to, but shall not exceed, the largest possession limit prescribed for any one of the species or specified geographic areas in which taking and possession occurs.

2) Specifically Prohibited

While pursuing migratory game birds, it is **illegal** to:

- shoot or shoot at birds before or after established shooting hours;
- take migratory game birds during the closed season;
- take or attempt to take more than the daily bag or aggregate daily bag limit (see Definitions, above); or

Note: group bagging for migratory game birds is NOT allowed. possess more than the daily bag limit while at or between where the game birds were killed and the hunter's temporary or permanent abode.

3) Open Water Hunting

No person may hunt waterfowl in open water from or with the aid of any blind including any boat, canoe, raft, contrivance or similar device except from:

a) Mississippi River

Blinds in any of the waters of the Mississippi River and adjoining waters west of the BNSF railway provided that they are securely anchored and located not more than 100 ft. from any shoreline including islands. Blinds in open water in the Lake Pepin and Grant county* portions of the Mississippi River are permitted regardless of the distance from shore provided the blinds are securely anchored and removed daily at the close of shooting hours.

*Federal laws do not allow hunting in open water beyond 100 ft. from shore near Potosi, Wisconsin river mile 586.3 to 592.1 in Grant county. For more information contact Upper Mississippi River National Wildlife and Fish at (507) 452-4232 or visit fws.gov/refuge/upper-mississippi-river.

b) Great Lakes Area and Big Green Lake

Blinds in open waters of Lake Superior, Lake Michigan, Green Bay and Big Green Lake in Green Lake county, if located more than 500 ft. from any lake or bay shoreline. Blinds do not have to be anchored in these areas but must be removed daily at the close of shooting hours.

c) Other Large Lakes

Blinds in open waters of the following lakes, if located more than 1,000 ft. from any shoreline, including islands, provided blinds are securely anchored and removed daily at the close of shooting hours:

Beaver Dam Lake (excluding Rakes and Trestle Works bays), Dodge county	Lake Wisconsin (north of railroad bridge), Sauk and Columbia counties
Castle Rock Lake (south of railroad bridge and Cty G), Adam and Juneau counties	Lake Wissota (south of Cty S and north of Cty X), Chippewa county
Fence Lake, Vilas county	North Twin Lake, Vilas county
Grindstone Lake, Sawyer county	Petenwell Flowage (north of Hwy 21 and south of Hwy 73), Adams, Juneau and Wood counties
Lake Puckaway (waters west of the west end of the dredge bank, excluding waters east of the west end of the dredge bank), Marquette and Green Lake counties	Shawano Lake, Shawano county
Lake Winnebago, Calumet, Fond du Lac and Winnebago counties	Trout Lake, Vilas county

d) Other Bodies of Water

If either of the following applies:

- a part of the boat, blind or similar device located within 3 feet of any shoreline including islands;
- a part of the boat, blind, or similar device located within 3 feet of a naturally occurring, un-manipulated growth of vegetation rooted to the navigable waterway's bed or shoreline. The vegetation shall be of sufficient height and density to conceal at least 50% of the hunter and the boat, blind or similar device when viewed from at least one direction beyond the vegetation providing the concealment. For this rule, "vegetation" now includes stumps and trees.

Note: To determine if the vegetation provides the minimum 50% concealment, the viewing shall occur from a height approximately the same as height of the boat, blind, or similar device being used by the hunter.

Pick up litter, including shotgun shells, and keep your hunting grounds looking natural!

e) Exception for Disabled Hunters

Hunters possessing a Class A or B Disabled Permit that authorizes hunting from a stationary vehicle and which has been issued for more than one year and a person who assists the disabled hunter in the same boat may hunt more than 3 ft. from emergent vegetation that provides the required 50% concealment of the hunters and boat, but not farther than necessary to maintain the minimum depth of water necessary for operation of the boat being used by the hunters. All such open water blinds shall be removed daily at the close of shooting hours.

f) Exception for Jump Shooting

The open water restrictions do not prohibit legal jump shooting activities from a non-motorized boat on narrow streams where shooting shore to shore is possible.

Note: you may hunt in any open water area provided you are standing on the bottom without the aid of a blind. Blinds include, but are not limited to, any boat, canoe, raft or similar device that provides any concealment for the hunter. In areas where open water blinds are legal, (see pages 7 and 8) they must be removed at the close of shooting hours each day. See p. 11 for laws on shooting near dwellings.

4) Structures, Boats and Vehicles

While pursuing migratory game birds, it is **illegal** to:

a) Structures

Hunt from any pier, dam, dock, breakwater or similar artificial structure.

Note: Class A Disabled Hunting Permit holders are exempt.

b) Sink Box

Hunt from a sink box (a low floating device that has a depression affording the hunter a means of concealment beneath the surface of the water).

c) Waterfowl Blind

Establish a waterfowl blind on state property, including the bed of any navigable lake, prior to 7 days before the waterfowl season or leave it established beyond 7 days after the close of the waterfowl season. No person may maintain, occupy or use any blind left on state property during the season unless the owner's name, address and DNR customer ID number, in the English language and in lettering one square inch or larger, is affixed permanently to the blind and is readily visible and legible at all times.

Note: placement of waterfowl blinds on public land does not restrict others from using or hunting on the public land where the blind is located.

d) Moving Boats

Hunt or shoot from any moving boat other than those propelled by paddle, oars or pole. Motorboats and sailboats must have their motors completely shut off and/or the sail furled and its progress ceased before loading or discharging a firearm.

e) Vehicle Use

Take migratory game birds from or with the aid or use of any vehicle (not including boats) except by qualified disabled persons under a valid DNR permit. Federal rules prohibit taking migratory game birds from any motor vehicle unless the person is a paraplegic or is missing one or both legs.

f) Hazing

Use in any manner any air, water or motor-driven land conveyance, including any unmanned aircraft or drones, for the purposes of concentrating, driving, rallying or stirring up any migratory game bird to put them in the range of hunters.

5) Devices

While pursuing migratory game birds, it is ***illegal*** to:

a) Hunt with decoys that are:

- Placed beyond 200 ft. from the cover in which the hunter is located.
 - Placed in the water prior to one hour before the opening of waterfowl shooting hours.
 - Left in the water more than 20 minutes after the close of waterfowl shooting hours.
 - Left in the water unattended.
- Note:** you may leave decoys unattended on dry land.
- Live, regardless of distance from the hunter.

Note: all live, tame or captive ducks and geese shall be removed for a period of 10 consecutive days prior to hunting and confined within an enclosure which substantially reduces the audibility of their calls and totally conceals such birds from the sight of migratory wild waterfowl.

b) Hunt with or while in possession of:

- Electronic bird calls.
- Recordings or imitations of bird calls while hunting waterfowl.

6) Baiting

A baited area refers to any area on which salt, grain or other feed has been placed, exposed, deposited or scattered, if it could serve as an attractant or lure for migratory game birds to, on or over areas where hunters are attempting to take them. A baited area is considered to be baited for 10 days after complete removal of the bait. While pursuing migratory game birds:

a) It is ***illegal*** to:

- Hunt waterfowl, coots or mourning dove by the method or aid of baiting on or over any baited area where a person knows or reasonably should know that the area is or has been baited.

b) It is ***legal*** to:

- Hunt over standing crops or flooded standing crops; standing, flooded or manipulated natural vegetation; croplands flooded after harvest or lands or areas where seeds or grains have been scattered solely as the result of normal agricultural planting, normal agricultural harvest or post-harvest manipulation; or normal soil stabilization practice.

- Hunt from standing or flooded, standing agricultural crops where grain is inadvertently scattered solely as a result of a hunter entering or exiting a hunting area, placing decoys or retrieving downed birds.

Note: regulations for hunting waterfowl and coot are more restrictive than for hunting mourning dove.

c) In addition to legal methods listed above, it is **legal** to hunt **mourning dove** over the following areas:

- lands or areas where seeds or grains have been scattered solely as the result of normal agricultural practices, in addition to normal planting, normal harvesting and normal post-harvest manipulation;
- manipulated agricultural crops or wildlife food plots provided these crops were planted in a manner consistent with extension service guidelines for planting a crop. Manipulation **may not** include the distributing or scattering of seeds, grains or other feed after the seed or grain has been harvested or removed from the field where it was grown.

Note: manipulation of crops or natural vegetation prior to harvest by mowing, shredding, discing, rolling, chopping, trampling, flattening, burning or herbicide treatment is legal for hunting mourning dove, but is not legal for hunting other species of wildlife, even if the purpose of the manipulation was for hunting mourning dove. The only time it is legal to hunt other species which are being attracted to manipulated crop lands or food plots is when the manipulation occurs after the field has undergone a normal harvest and removal of grain.

For more information, visit dnr.wi.gov keyword “**baiting**.” For federal waterfowl and dove baiting regulations, visit the U.S. Fish and Wildlife website at www.fws.gov.

7) Guns and Ammunition

While pursuing migratory game birds, it is **illegal** to:

a) Firearm Discharge

- Hunt within 50 ft. of the center of any public roadway.

Note: railroad rights-of-way are private property and trespassing is prohibited.

- Shoot a firearm within 100 yards of a building devoted to human occupancy while on lands you do not own, including while on any waters of the state, without permission of the owner or occupant of the building.

b) Methods

Hunt with anything other than a shotgun fired from the shoulder, bow and arrow, crossbow or by falconry.

c) Other Methods

Take migratory game birds with a trap, snare, net, rifle, pistol/handgun, swivel gun, shotgun chambered for a shell larger than 10 gauge, punt gun, battery gun, machine gun, fishhook, poison, drug, explosive or stupefying substance or possess any shotshells larger than no. 10 gauge.

d) Shotgun Capacity

Hunt with a shotgun capable of holding more than 3 shells

(magazine and chamber combined), unless it is plugged with a one-piece filler which cannot be removed without disassembling the gun.

e) Shot Type

- Possess or use any type of lead or toxic shot when hunting ducks, geese, brant, snipe, rails, coot and moorhen.
- Possess or use any type of lead or toxic shot while hunting mourning dove on DNR managed land.

Note: Only non-toxic sizes BB, BBB, T or smaller are legal. Size F shot is illegal in Wisconsin. Only non-toxic shot may be possessed or used for hunting migratory and upland game bird species, including wild turkey, on all National Wildlife Refuges and Federal Waterfowl Production Areas.

Non-Toxic Shot Type	Percent Composition by Weight
Bismuth-Tin	97% bismuth and 3% tin
Iron (steel)	Iron and carbon
Iron-Tungsten	Any proportion of tungsten and $\geq 1\%$ iron
Iron-Tungsten-Nickel	$\geq 1\%$ iron, any proportion of tungsten and up to 40% nickel
Copper-clad Iron	84% to 56.59% iron core, with copper cladding up to 44.1% of the shot mass
Corrosion-inhibited copper	≥ 99.9 copper with benzotriazole and thermoplastic fluorescent powder coatings.
Tungsten-Bronze (two types)	51.1% tungsten, 44.4% copper, 3.9% tin and 0.6% iron or 60% tungsten, 35.1% copper, 3.9% tin and 1% iron
Tungsten-Iron-Copper-Nickel	40–76% tungsten, 10–37% iron, 9–16% copper and 5–7% nickel
Tungsten-Matrix	95.9% tungsten and 4.1% polymer
Tungsten-Polymer	95.5% tungsten and 4.5% Nylon 6 or 11
Tungsten-Tin-Iron	Any proportions of tungsten and tin and $\geq 1\%$ iron
Tungsten-Tin -Bismuth	Any proportions of tungsten, tin and bismuth.
Tungsten-Tin-Iron-Nickel	65% tungsten, 21.8% tin, 10.4% iron and 2.8% nickel
Tungsten-Iron-polymer	41.5-95.2% tungsten, 1.5-52.0% iron and 3.5-8.0% fluoropolymer

8) Possession Restrictions

a) Retrieval

- No person may kill or cripple any game bird without making every reasonable effort to retrieve such bird. Until every reasonable effort is made, crippled birds shall be included in the daily bag. Crippled birds should be immediately pursued to prevent loss of the bird.

b) Open Water Retrieval

- Crippled birds which fall or move into open water should be immediately pursued. A hunter may shoot crippled birds from a boat propelled by paddle, oars or pole. A shotgun may be uncased but may not be loaded or discharged while in a boat with the motor running and until all forward motion from the motor has ceased.

c) Retrieval in Refuges

Dead or crippled game may be retrieved from any refuge or closed area by hand either without a firearm, with an unloaded firearm which is enclosed in a proper carrying case or with the aid of a dog unless posted to prohibit public entry.

d) Tagging

- No person may give, put or leave any migratory game birds at any place or in the custody of another person unless the birds are tagged by the hunter with the:

- 1) hunter's signature;
- 2) hunter's address;
- 3) total number of birds involved, by species; and
- 4) dates such birds were killed.

- No person or business may receive or have in custody any migratory game birds belonging to another person unless such birds are properly tagged and a record of such receipt is kept by the person or business.

e) Possession of Live Birds

Wounded birds reduced to possession shall be immediately killed and included in the daily bag limit.

f) Importation

For information regarding the importation of migratory game birds killed in another country, hunters should consult 50 CFR 20.61 - 20.66. A copy can be obtained from the U.S. Fish and Wildlife Service by contacting:

5600 American Blvd. West, Suite 990
Bloomington, MN 55437-1458
(612) 713-5320; www.fws.gov

g) Shipment

No person may ship migratory game birds unless the package is marked on the outside with the:

- 1) name and address of the person sending the birds;
- 2) name and address of the person to whom the birds are being sent; and
- 3) number of birds, by species, contained in the package.

h) Transportation

Migratory game birds may be field dressed before they are transported from the field. However, the head or one fully feathered wing must remain attached to all migratory game birds while in the field or being transported from the field to the person's permanent abode.

Note: this includes birds being transported between a hunting cabin, camp, motel or other temporary abode to the person's permanent abode or preservation facility.

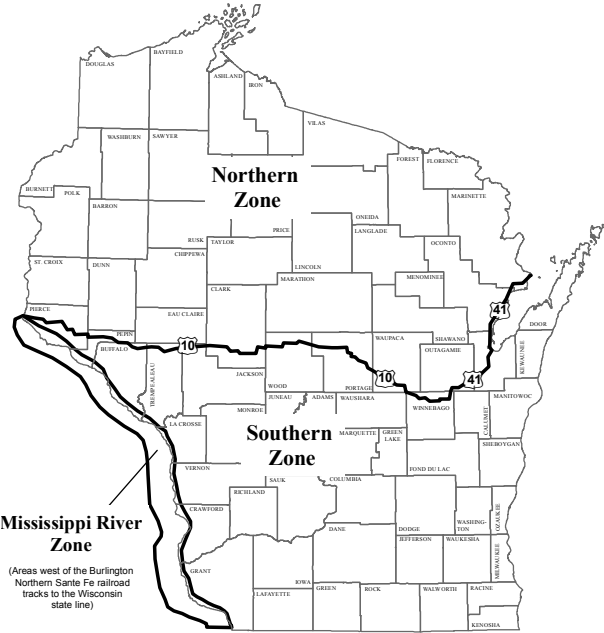
i) Possession Limit

For migratory birds, it is *illegal* to:

- possess more than 3 times the daily bag limit.

2019 Migratory Game Bird Hunting Zones

ZONES & SEASONS



Wildlife Violator Compact

The State of Wisconsin is a participating member of the Wildlife Violator Compact. This is an agreement between participating states that prohibits a person whose hunting, fishing, or trapping privileges are suspended in one state from obtaining licenses, permits, or participating in those activities in another participating state. For more information, visit dnr.wi.gov, and search “[wildlife violator compact](#).”

2019 Statewide Early Teal, Early Canada Goose and Mourning Dove Seasons *(See note on page 28 for early season property restrictions.)*




Legal Species	Hours	Season Dates	Daily Bag Limit	Required License, Stamps and Permits
Blue-winged & green-winged teal	Sunrise to sunset	Sept. 1 –9	6	<ul style="list-style-type: none"> • License authorizing small game hunting in WI • WI waterfowl stamp privilege • Federal migratory bird stamp • HIP registration
Canada goose	Half hour before sunrise to sunset	Sept. 1 –15	5	<ul style="list-style-type: none"> • License authorizing small game hunting in WI • WI early Canada goose permit (only required for Canada goose) • WI waterfowl stamp privilege • Federal migratory bird stamp • HIP registration
Snow, blue and Ross' geese	Half hour before sunrise to sunset	Sept. 1 –15	20	<ul style="list-style-type: none"> • WI waterfowl stamp privilege • Federal migratory bird stamp • HIP registration
Mourning dove	Half hour before sunrise to sunset	Sept. 1 – Nov. 29	15	<ul style="list-style-type: none"> • License authorizing small game hunting in WI • HIP registration

Possession limit is 3 times daily bag limit.

2019 Youth Waterfowl Hunt *(for youth age 15 and younger only; see page 23 for season details.)*

Area	Hours	Season	Daily Bag Limit
Statewide	Half hour before sunrise to sunset	Sept. 14 & 15	Same as Regular Wild Duck Season.
<i>Possession limit is 3 times daily bag limit.</i>			

2019 Wild Duck Season *(see detailed map, page 14)*

Zone	Hours	Season	Daily Bag Limit
Southern 	Half hour before sunrise to sunset	<u>Season is open:</u> Sept. 28–Oct. 6; Oct. 12–Dec. 1 <u>Season is closed</u> Oct. 7–Oct. 11	Daily bag limit: Six ducks in total to include not more than: <ul style="list-style-type: none"> • 4 mallards (of which only one may be a hen); • 3 wood ducks; • 2 redheads; • 3 scaup; • 2 canvasback; • 1 pintail; and • 2 black ducks. For species of ducks not listed, such as teal and ring-necks, the combined total with all other species may not exceed six ducks.
Mississippi River 	Half hour before sunrise to sunset	<u>Season is open:</u> Sept. 28–Oct. 4; Oct. 12–Dec. 3 <u>Season is closed</u> Oct. 5–Oct. 11	
Northern 	Half hour before sunrise to sunset	Sept. 28–Nov. 26	
<i>Possession limit is 3 times daily bag limit.</i>			

2019 Statewide Migratory Bird Seasons

(see detailed map, page 14)

Species	Hours	Season	Daily Bag Limit
Mergansers	Half hour before sunrise to sunset	Same as wild ducks in the zone in which you are hunting.	5 (may not include more than 2 hooded mergansers)
Coot & Moorhen	Half hour before sunrise to sunset	Same as wild ducks in the zone in which you are hunting.	15
Sora & Virginia Rails	Half hour before sunrise to sunset	Same as wild ducks in the zone in which you are hunting.	25
Snipe	Half hour before sunrise to sunset	Same as wild ducks in the zone in which you are hunting.	8
Woodcock	Half hour before sunrise to sunset	Sept. 21–Nov. 4	3

Possession limit is 3 times daily bag limit.



What is FFLIGHT?

The **Fields & Forest Lands Interactive Gamebird Hunting Tool** (or FFLIGHT) is an online mapping application designed to

help upland game bird hunters locate cover suitable for ruffed grouse and woodcock, managed dove fields and properties stocked with game farm pheasants. For more information, visit dnr.wi.gov/topic/lands/fflight.html, search keyword “**fflight**” at dnr.wi.gov or contact the Assistant Migratory Bird Ecologist at 608-261-6458.

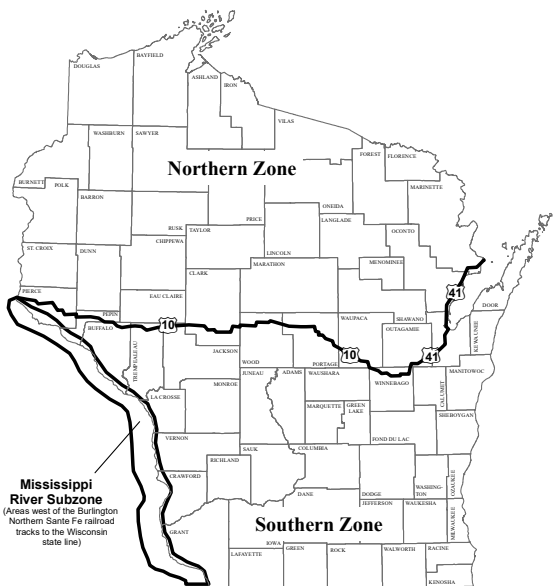
Attention Public Lands Hunters

Please note that public lands are also used by non-hunting recreationists such as hikers, dog walkers, and bird watchers. These users may not be dressed in blaze orange or pink. Please respect all public lands users and “share the land”.

Goose Hunting

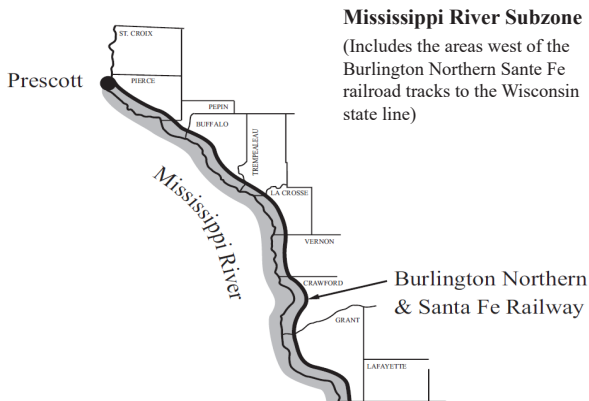
Canada Goose Management Zones and Subzones

For the regular season, the state is now a single statewide Exterior zone. A hunter must possess a Canada Goose Hunting Permit to hunt Canada geese in Wisconsin. The early Canada Goose Permit is valid statewide from September 1 to September 15.



The statewide regular Canada goose season includes the Mississippi River Subzone. See pages 19–21 for additional information on zone and subzone boundaries and season dates.

Canada Goose Management Zone Boundaries



Don't Shoot a Swan!

All wild swans are protected species in Wisconsin. Shooting a swan may cost you up to \$2,327 in penalties and a 3-year revocation of all hunting, fishing and trapping privileges.

Protected Species: all swans

- Plumage: all white
- Weight: 15-30 lbs.
- Length: 4-5 ft.
- Wingspan: 5.5-7 ft.
- Long neck

Note: swans appear gray in their first year of life.

Legal Game Species: snow goose

- Plumage: white with black wing tips
- Length: 1.5 ft.
- Wingspan: 3.5 ft.
- Short neck

Note: the primary snow goose range is west of Wisconsin and few snow geese migrate through Wisconsin. Be sure of your target!



2019 Regular Canada Goose Hunting Seasons

Canada Geese	Hours	Season	Daily Bag Limit
Early Statewide	Half hour before sunrise to sunset	Sept. 1–15	5
Northern	Half hour before sunrise to sunset	Sept. 16–Dec. 16	3
Southern	Half hour before sunrise to sunset	<u>Season is open:</u> Sept. 16–Oct. 6; Oct. 12–Dec. 1; Dec. 16–Jan. 4, 2020 <u>Season is closed:</u> Oct. 7–Oct. 11; Dec. 2–Dec. 15	3
Mississippi River Subzone	Half hour before sunrise to sunset	<u>Season is open:</u> Sept. 28–Oct. 4; Oct. 12–Jan. 4, 2020 <u>Season is closed:</u> Oct. 5–Oct. 11	3

Possession limit is 3 times daily bag limit.

Find a Place to Hunt

Wisconsin has an abundance of land open to hunting, including state-managed wildlife, fisheries and natural areas, forests and private land enrolled in the Managed Forest Law (MFL), Forest Crop Law (FCL), Voluntary Public Access (VPA) or Wisconsin Damage Abatement and Claims (WDACP) programs. Combined, hunters have access to nearly seven million acres of land throughout Wisconsin. Visit dnr.wi.gov keywords “[state lands](#)” or “[public access to tax law land](#)” to find a place to hunt.

2019 Goose Hunting Seasons

Snow/Blue Geese, Ross' Geese, Brant White-fronted Geese & Other Geese	Hours	Season	Daily Bag Limit
Early Statewide	Half hour before sunrise to sunset	Sept. 1–Dec. 15	Bag limit: 20 snow/ blue geese, Ross' geese; 1 brant; 1 white- fronted goose.
Northern	Half hour before sunrise to sunset	Sept. 16–Dec. 16	
Southern	Half hour before sunrise to sunset	<u>Season is open:</u> Sept. 16–Oct. 6; Oct. 12–Dec. 1 Dec. 16–Jan. 4, 2020 <u>Season is closed:</u> Oct. 7–11; Dec. 2–Dec. 15	
Mississippi River Subzone	Half hour before sunrise to sunset	<u>Season is open:</u> Sept. 28–Oct. 4; Oct. 12–Jan. 4, 2020 <u>Season is closed:</u> Oct. 5– Oct. 11	

Possession limit is 3 times daily bag limit.

Know Your Public Hunting Grounds!

Hunters are responsible for knowing rules that apply to properties they hunt. Some state areas—such as Mead Wildlife Area and the Zeloski Unit of Lake Mills Wildlife Area—have special restrictions or closed areas. Visit dnr.wi.gov/topic/lands/wildlifeareas for details. Federal wildlife refuges, waterfowl production areas and other public lands may have additional regulations; check with the appropriate property manager or visit the property's website if unsure.

Stop the Spread of Aquatic Invasive Species!

Aquatic invasive species are nonnative plants, animals and pathogens that harm our environment and economy. Migratory bird hunters are reminded to do their part to help protect our waters this hunting season by taking action to stop the spread of invasive species. When moving between hunting sites, hunters need to remove all plants, animals and mud from watercraft and gear (including dogs) and to drain all water from equipment. A stiff brush to scrub gear and a small sprayer of tap water is helpful in removing small, hard-to-see invasive species, like faucet snails or phragmites seeds. Additionally, migratory bird hunters are reminded that transporting aquatic vegetation on the exterior of boats is illegal. The use of local, non-invasive upland vegetation to build blinds is encouraged.

To prevent the spread of aquatic invasive species, all water users are required by law, before moving to a new waterbody, to:

- INSPECT watercraft, waders, equipment and gear
- REMOVE any attached aquatic plants, animals and mud
- DRAIN all water from boats, motors and equipment



**STOP AQUATIC
HITCHHIKERS!™**

Prevent the transport of nuisance species.
Clean all recreational equipment.

www.ProtectYourWaters.net

Canada Goose Reporting Requirements

Early September Season and Regular Season

Canada goose registration is no longer required through GameReg. However, hunters are still required to participate in the federal Harvest Information Program (HIP).

Canada Goose Permit Validation

Early September Season and Regular Season

Canada goose permit validation is no longer required. However, hunters must still carry proof of their Canada goose permit while afield. Acceptable methods of proof include a paper copy, department-approved PDF displayed on a mobile device, authenticated Wisconsin driver's license or Go Wild Conservation Card. See <https://dnr.wi.gov/GoWild/ConservationCard.html> for details.

Special Restrictions

Placement of decoys or shooting at waterfowl that are within 75 yards of the Horicon National Wildlife Refuge boundary is allowed, provided the hunter is at least 75 yards away from the refuge when shooting at any waterfowl.

2019 Youth Waterfowl Hunt (Sept. 14 & 15)

Who is eligible?

Only persons age 15 and younger may hunt waterfowl (i.e., ducks, geese, coots, moorhens and mergansers) during the youth waterfowl hunt. All hunters must be accompanied by an adult chaperone age 18 years or older. The adult may not accompany more than one youth hunter, except that an adult may accompany two youth hunters if at least one of the youth hunters is age 12–15 and has completed a Hunter Education Safety Course.

The mentor may not hunt ducks, coots, moorhens or mergansers but may hunt geese if the goose season is open and he or she possesses a Canada Goose Permit appropriate for the zone being hunted. See pages 4 & 5 for details.

Which types of licenses are needed?

Harvest Information Program (HIP) registration is required (*see page 4*). All license and stamp requirements are waived for eligible youth waterfowl hunters, except the Canada Goose Hunting Permit.

Does this youth hunt include goose hunting?

Yes, this youth hunt includes goose hunting.

Which Canada Goose Hunting Permits are needed?

This depends on which goose hunting season is open during the youth hunt. If this hunt occurs during the Statewide Early Canada Goose Season, (Sept. 1–15), an Early Canada Goose Hunting Permit is required. If it occurs on or after September 16, a Regular Canada Goose Season Hunting Permit is required; see p. 20.

What other rules apply?

All other regulations including shooting hours, daily bag limits and Hunting Mentorship Program (*see page 4*) rules will apply.

Public or Private: Are You Trespassing?

Navigability determines whether a waterway is public or private. Navigable lakes, rivers and streams are considered public waterways.

- A river or stream is navigable if it has a bed or bank and it is possible to float a canoe or other small craft on it at some time of the year, even if only during spring floods;
- Since navigable waterways are open to the public, they may be used for fishing, hunting, boating, swimming or other recreational activities provided public access is available or you have permission of the landowner to cross their property to reach the waterway;
- Once on a navigable waterway, ***you may walk, fish, hunt, swim or boat in any navigable lake, stream or impoundment as long as you remain in the water (i.e., your feet must remain wet)***;
- The public may only use the exposed shore area of a stream located below the ordinary high-water mark without the permission of the riparian land owner when it is necessary to exit the water to bypass an obstruction; and
- It is not legal to enter uplands or exposed shore areas to hunt or retrieve game without permission of the landowner.

Warden Authority

Conservation wardens performing their duties may enter private lands at any time. Wardens may also seize as evidence all game taken or possessed in violation of the law, and any equipment used in connection with a violation. Wardens do not have the authority to enforce trespass laws.

Interference with Hunting

No person may interfere with lawful hunting with the intent of preventing the taking of a wild animal. Examples of interfering with hunting include (but are not limited to) harassing wild animals, impeding lawful hunters or damaging lawfully placed blinds.

Falconry Seasons

Species	Hours	Season Dates		Daily Bag
Rail, snipe, moorhen & woodcock	Half hour before sunrise to sunset	Sept. 1– Dec. 16		3*
Ducks, mergansers & coots	Half hour before sunrise to sunset	All Zones	Sept. 1–9; Sept. 14 & 15; Jan. 10–Feb. 14, 2020	3*
		Southern Zone	Sept. 28–Oct. 6; Oct. 12–Dec. 1	3*
		Mississippi Zone	Sept. 28–Oct. 4; Oct. 12–Dec. 3	3*
		Northern Zone	Sept. 28–Nov. 26	3*
Geese	Half hour before sunrise to sunset	Same as regular statewide season		*

*The total daily bag limit for migratory game birds is 3, singly or in aggregate, in the zone/season in which you are hunting.

Possession limit is 3 times daily bag limit.

Obtaining this Information in Other Formats

The Wisconsin Department of Natural Resources provides equal opportunity in its employment, programs, services, and functions under an Affirmative Action Plan. If you have any questions, please write to Chief, Public Civil Rights, Office of Civil Rights, U.S. Department of the Interior, 1849 C. Street, NW, Washington, D.C. 20240. This publication is available in alternative formats (large print, Braille, etc.) upon request. Please call 608-266-8204 for more information. Note: If you need technical assistance or more information, call the Accessibility Coordinator at 608-267-7490 / TTY Access via relay – 711.

Health Advisory

The Wisconsin Department of Natural Resources has historically tested wildlife species to detect contaminants that include pesticides including (but not limited to): DDT, DDE, dieldrin, industrial chemicals including PCBs or dioxins and heavy metals, such as mercury, lead and cadmium.

Contaminants such as PCBs and mercury build up in your body over time. Health problems that have been linked to PCBs and mercury range from effects that are hard to detect like poor balance or problems with memory, to a slight increase in your risk of a more serious disease like diabetes or cancer. Health professionals recommend that you limit your exposure to PCBs and mercury in your diet as much as possible.

The state Department of Health Services has issued the following health advice to protect you from exposure to PCBs and mercury in waterfowl taken in the following areas:

Location	Health Advice
Lower Fox River from Lake Winnebago at Neenah and Menasha downstream, including Little Lake Butte des Morts, to the northeast city limits of Kaukauna	Remove all skin and visible fat prior to cooking dabbling ducks using these waters.
Lower Fox River from the DePere Dam to the river's mouth at Green Bay and lower Green Bay south of a line from Point Sauble west to the west shore of Green Bay	Consumption of dabbling ducks should be limited to 1 meal/week for children and women of child-bearing years.
Sheboygan River from Sheboygan Falls downstream to the river's mouth at Lake Michigan	Remove all skin and visible fat prior to cooking Canada geese using the Sheboygan River
Sheboygan Harbor	No one should eat lesser scaup (bluebills) using this water
Milwaukee River from Highway 167 (Thiensville) upstream to Lime Kiln Dam at Grafton and Cedar Creek from the Milwaukee River up to Bridge Road in the Village of Cedarburg	No one should eat mallard ducks using this water
Milwaukee Harbor	No one should eat black ducks, mallards, ruddy ducks or any diving ducks using this water
Waters in the City of Cedarburg	No one should eat Canada geese using these waters
Whitewater Lake and Rice Lake, Walworth county	Consumption of Canada geese should be limited to one meal per month

Note: the U.S. Food and Drug Administration standard for PCBs in poultry is 3 parts per million calculated on a fat basis.

Other Important Information

- **Viral Hemorrhagic Septicemia (VHS):** to prevent the spread of the VHS, a viral disease that affects fish, **water** must be drained from all boats, boat trailers and equipment immediately after exiting the water and before leaving the bank or shore of **all waters statewide**.
- **Boating:** be sure you are properly equipped while hunting with the aid of a boat. Ask for a boating regulation pamphlet at your local DNR office or visit dnr.wi.gov keyword “[boat](#)” for more information.
- **Bird Bands:** if you obtain a bird band, please visit www.pwrc.usgs.gov/BBL/bblretrv to report the date and location of recovery and receive information on your banded bird.
- **Laws and Rules:** this summary of regulations is designed as a service to hunters and is not intended to be a complete digest of all hunting regulations. For more information, visit our web page, dnr.wi.gov, and search “waterfowl hunting.” For specific waterfowl hunting questions, contact the DNR call center 1 (888) WDNRINFo (1-888-936-7463). Federal regulations relating to migratory game birds are located in Title 50, Code of Federal Regulations, Part 20. Contact local police for local ordinances restricting firearm discharge.

Wingshooting for Migratory Birds



Sign up and find more information at dnr.wi.gov, search keyword “[wingshooting](#).”

Improve your waterfowling experience! Sign up for a class near you.

What you will learn:

- Improving shotgun skills
- Pattern-testing procedures
- Best loads and choke combinations for waterfowl or upland gamebird hunting
- Estimating range and distance
- Game recovery strategies
- Increasing harvest rates
- Benefits of nontoxic shot
- Matching nontoxic shot shells with appropriate shotguns and chokes.

12- and 20-gauge nontoxic practice ammunition and clay targets are provided to participants.

Migratory Game Bird Shooting Hours

The Northern and Southern Areas used for shooting hours are not the same as the Northern and Southern Waterfowl Hunting Zones.

- Shooting hours for all migratory game birds are ½ hour before sunrise to sunset. See hours tables on pages 30 & 31. Special shooting hours apply for the Early Teal Season; see shooting hours tables at the bottom of this page.
- Shooting hour zones are established for hunting migratory game birds as shown on the zone map. Hours given in the tables on page 28, 30 and 31 are for Zone A.
- To establish the opening and closing times in another zone, first determine if you are hunting in the Northern or Southern Area. Then add the minutes shown for the zone in which you are hunting to the opening and closing times listed in the Northern or Southern Area shooting hours table, whichever is applicable for your hunting location.

Early Teal Season Shooting Hours

Legal shooting hours for early teal season are sunrise to sunset. See shooting hours map on page 29 to determine if you are hunting in the northern or southern area. Adjust times based on your zone, as described above.

Northern Area - Zone A

	A.M.	P.M.
Sept 1	6:11	7:28
Sept 2	6:12	7:27
Sept 3	6:13	7:25
Sept 4	6:15	7:23
Sept 5	6:16	7:21
Sept 6	6:17	7:19
Sept 7	6:18	7:17
Sept 8	6:20	7:15
Sept 9	6:21	7:13

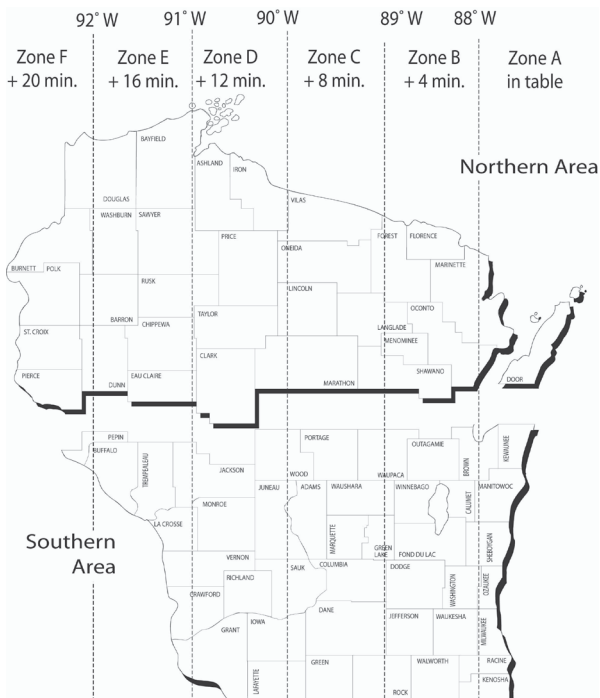
Southern Area - Zone A

	A.M.	P.M.
Sept 1	6:14	7:27
Sept 2	6:15	7:25
Sept 3	6:17	7:23
Sept 4	6:18	7:21
Sept 5	6:19	7:20
Sept 6	6:20	7:18
Sept 7	6:21	7:16
Sept 8	6:22	7:14
Sept 9	6:23	7:12

Get Your Regulations Online

Visit dnr.wi.gov and search “[hunting regulations](#)” for up-to-date digital hunting regulations, rule announcements, season dates and more.

Shooting Hours Area Map



DNR and R3: now and for the future.

DNR has launched a new initiative putting substantial resources toward ensuring the next generation of hunters, anglers and trappers.

What is R3? R3 is the recruitment, retention, and reactivation (R3) of hunters, anglers and trappers following national and state planning guidelines and best practices.

What can you do? You can help ensure Wisconsin stays among the leaders in hunting, angling and trapping participation by inviting someone to go with you. Take a friend pheasant or squirrel hunting. It is not a big lift, teach someone the skills you have, share your knowledge. If we all do just a small part by mentoring one new person, we'll be able to ensure our future.

2019 Northern Area Regular Waterfowl Shooting Hours—Zone A

	Sept. 2019		Oct. 2019		Nov. 2019		Dec. 2019		Jan. 2020		
Date	A.M.	P.M.	A.M.	P.M.	A.M.	P.M.	A.M.	P.M.	A.M.	P.M.	Date
1	5:41	7:28	6:18	6:31	7:00	5:37	6:40	4:08	7:01	4:17	1
2	5:42	7:27	6:19	6:29	7:01	5:36	6:41	4:07	7:01	4:18	2
3	5:43	7:25	6:21	6:27	6:03	4:34	6:42	4:07	7:01	4:19	3
4	5:45	7:23	6:22	6:25	6:04	4:33	6:44	4:07	7:01	4:20	4
5	5:46	7:21	6:23	6:23	6:05	4:31	6:45	4:06	7:01	4:21	5
6	5:47	7:19	6:25	6:21	6:07	4:30	6:46	4:06	7:01	4:22	6
7	5:48	7:17	6:26	6:19	6:08	4:29	6:47	4:06	7:00	4:23	7
8	5:50	7:15	6:27	6:17	6:10	4:28	6:48	4:06	7:00	4:24	8
9	5:51	7:13	6:28	6:16	6:11	4:26	6:49	4:06	7:00	4:25	9
10	5:52	7:11	6:30	6:14	6:12	4:25	6:50	4:06	6:59	4:26	10
11	5:53	7:09	6:31	6:12	6:14	4:24	6:51	4:06	6:59	4:27	11
12	5:55	7:07	6:32	6:10	6:15	4:23	6:51	4:06	6:59	4:29	12
13	5:56	7:06	6:34	6:08	6:17	4:22	6:52	4:06	6:58	4:30	13
14	5:57	7:04	6:35	6:07	6:18	4:21	6:53	4:06	6:58	4:31	14
15	5:58	7:02	6:36	6:05	6:19	4:19	6:54	4:06	6:57	4:32	15
16	5:59	7:00	6:38	6:03	6:21	4:18	6:55	4:07	6:56	4:34	16
17	6:01	6:58	6:39	6:01	6:22	4:17	6:55	4:07	6:56	4:35	17
18	6:02	6:56	6:40	5:59	6:24	4:17	6:56	4:07	6:55	4:36	18
19	6:03	6:54	6:42	5:58	6:25	4:16	6:57	4:08	6:54	4:38	19
20	6:04	6:52	6:43	5:56	6:26	4:15	6:57	4:08	6:54	4:39	20
21	6:06	6:50	6:44	5:54	6:28	4:14	6:58	4:09	6:53	4:40	21
22	6:07	6:48	6:46	5:53	6:29	4:13	6:58	4:09	6:52	4:42	22
23	6:08	6:46	6:47	5:51	6:30	4:12	6:59	4:10	6:51	4:43	23
24	6:09	6:44	6:49	5:49	6:31	4:12	6:59	4:10	6:50	4:45	24
25	6:11	6:42	6:50	5:48	6:33	4:11	6:59	4:11	6:49	4:46	25
26	6:12	6:40	6:51	5:46	6:34	4:10	7:00	4:12	6:48	4:47	26
27	6:13	6:38	6:53	5:45	6:35	4:10	7:00	4:12	6:47	4:49	27
28	6:14	6:36	6:54	5:43	6:37	4:09	7:00	4:13	6:46	4:50	28
29	6:16	6:35	6:55	5:42	6:38	4:09	7:01	4:14	6:45	4:52	29
30	6:17	6:33	6:57	5:40	6:39	4:08	7:01	4:15	6:44	4:53	30
31			6:58	5:39			7:01	4:15	6:43	4:55	31

Waterfowl shooting hours begin at a half hour before sunrise and end at sunset each day. However, shooting hours for the early teal season begin at sunrise and end at sunset each day. See page 28 for early teal season hours.

2019 Southern Area Regular Waterfowl Shooting Hours—Zone A

	Sept. 2019		Oct. 2019		Nov. 2019		Dec. 2019		Jan. 2020		
Date	A.M.	P.M.	A.M.	P.M.	A.M.	P.M.	A.M.	P.M.	A.M.	P.M.	Date
1	5:44	7:27	6:18	6:32	6:57	5:42	6:34	4:15	6:55	4:24	1
2	5:45	7:25	6:19	6:30	6:58	5:41	6:36	4:15	6:55	4:25	2
3	5:47	7:23	6:21	6:29	5:59	4:39	6:37	4:14	6:55	4:26	3
4	5:48	7:21	6:22	6:27	6:01	4:38	6:38	4:14	6:55	4:27	4
5	5:49	7:20	6:23	6:25	6:02	4:37	6:39	4:14	6:55	4:28	5
6	5:50	7:18	6:24	6:23	6:03	4:35	6:40	4:14	6:55	4:29	6
7	5:51	7:16	6:25	6:21	6:04	4:34	6:41	4:14	6:54	4:30	7
8	5:52	7:14	6:26	6:20	6:06	4:33	6:42	4:14	6:54	4:31	8
9	5:53	7:12	6:28	6:18	6:07	4:32	6:43	4:14	6:54	4:32	9
10	5:54	7:11	6:29	6:16	6:08	4:31	6:43	4:14	6:54	4:33	10
11	5:55	7:09	6:30	6:15	6:10	4:30	6:44	4:14	6:53	4:34	11
12	5:57	7:07	6:31	6:13	6:11	4:29	6:45	4:14	6:53	4:35	12
13	5:58	7:05	6:33	6:11	6:12	4:28	6:46	4:14	6:53	4:37	13
14	5:59	7:03	6:34	6:09	6:14	4:27	6:47	4:14	6:52	4:38	14
15	6:00	7:02	6:35	6:08	6:15	4:26	6:48	4:14	6:52	4:39	15
16	6:01	7:00	6:36	6:06	6:16	4:25	6:48	4:15	6:51	4:40	16
17	6:02	6:58	6:37	6:04	6:18	4:24	6:49	4:15	6:51	4:42	17
18	6:03	6:56	6:39	6:03	6:19	4:23	6:50	4:15	6:50	4:43	18
19	6:04	6:54	6:40	6:01	6:20	4:22	6:50	4:16	6:49	4:44	19
20	6:06	6:52	6:41	6:00	6:21	4:21	6:51	4:16	6:49	4:45	20
21	6:07	6:50	6:42	5:58	6:23	4:21	6:51	4:17	6:48	4:47	21
22	6:08	6:49	6:44	5:56	6:24	4:20	6:52	4:17	6:47	4:48	22
23	6:09	6:47	6:45	5:55	6:25	4:19	6:52	4:18	6:47	4:49	23
24	6:10	6:45	6:46	5:53	6:26	4:18	6:53	4:18	6:46	4:51	24
25	6:11	6:43	6:47	5:52	6:28	4:18	6:53	4:19	6:45	4:52	25
26	6:12	6:41	6:49	5:50	6:29	4:17	6:53	4:19	6:44	4:53	26
27	6:14	6:39	6:50	5:49	6:30	4:17	6:54	4:20	6:43	4:55	27
28	6:15	6:38	6:51	5:47	6:31	4:16	6:54	4:21	6:42	4:56	28
29	6:16	6:36	6:53	5:46	6:32	4:16	6:54	4:22	6:41	4:57	29
30	6:17	6:34	6:54	5:45	6:33	4:15	6:54	4:22	6:40	4:59	30
31			6:55	5:43			6:55	4:23	6:39	5:00	31

Waterfowl shooting hours begin at a half hour before sunrise and end at sunset each day. However, shooting hours for the early teal season begin at sunrise and end at sunset each day. See page 28 for early teal season hours.

Questions?

Visit dnr.wi.gov and
search keyword “[waterfowl](#).”

Buy your licenses online at GoWild.wi.gov

Or buy from one of our license agents. To find an agent near you, visit the dnr website at dnr.wi.gov and search keywords “[license agents](#)” or call 1-888-WDNR-INFO (1-888-936-7463)
TTY access via relay - 711

You've checked your gear

You've checked the regs

Now, get H.I.P.

Harvest Information Program registration

It's easy when you buy your license,

It's free, and it's the **LAW**

if you intend to hunt these species:



- | | |
|--|--|
| <input checked="" type="checkbox"/> Ducks and Geese | <input checked="" type="checkbox"/> Mourning Dove |
| <input checked="" type="checkbox"/> Sora and Virginia Rail | <input checked="" type="checkbox"/> Coot and Moorhen |
| <input checked="" type="checkbox"/> Snipe | <input checked="" type="checkbox"/> Mergansers |
| <input checked="" type="checkbox"/> Woodcock | |

The harvest information that you provide is used for no other reason than management of migratory game birds.

The content of this brochure was prepared by the Department of Natural Resources. Part of the printing cost was generously paid for by:

