


Brush Benders

Issue 1 ~ 2020

January ~ February ~ March



Happy New Year painting friends !!!!

I hope this newsletter finds you happy and healthy and ready to tackle another year.

As we begin this new year & decade I'd really like for you to reflect on what Brush Benders has meant to you. Does it give you that much needed break each month from the busyness of your home life or the stress of your work life? Is there something else that our painting family can do to help you smile a little wider?

Our membership is shrinking a little each year and with that the same board members are trying to keep things running smooth and give everyone a fun project each month. Can you help? Even just a little? Is there a new medium or product you would like to try or have tried and would like to share with us?

Pam Stapula is looking for project ideas and if you would be willing to share a project, please reach out to her.

I was lucky enough to attend two painting convention last year and had so much fun. I'm already looking forward to seeing what classes are available at each convention this year. If anyone would like to attend a convention, let me know. Maybe it will be one I can attend and we can conquer it together.

I'd like to thank all of you for your support this past year, the board for all you do and all the "sharers" for the great projects.

Keep painting, bring all your treasures to show 'n tell and share your enthusiasm. Looking forward to seeing everyone at next meeting.

UPCOMING MEETINGS

MONDAY, JANUARY 27

5:30 SOCIAL: 6:30 PROJECT WITH TAMMY

MONDAY, FEBRUARY 24

5:30 SOCIAL: 6:30 PROJECT WITH RONI

MONDAY, MARCH 23

** 4:30 - BOARD MEETING

5:30 SOCIAL: 6:30 PROJECT TBD

Tammy

2020 Board Members			
President	Tammy Kubat	248-787-3572	mpkubat@aol.com
Vice President	Dianne Hogrefe	810-919-3700	mrshoagie@hotmail.com
Secretary	Paula Bullington	734-425-8713	p.bullington@sbcglobal.net
Treasurer	Joan Mueller	248-349-5889	joankmueller@yahoo.com
Newsletter	Tammy Kubat	248-787-3572	mpkubat@aol.com
Membership	Joan Mueller	248-349-5889	joankmueller@yahoo.com
Projects	Pam Stapula	248-887-8102	pjstapula@gmail.com
Memory Boxes	Rondi Bur	734-525-4664	bursnest@yahoo.com
Hospitality	Denise Hislop	734-718-2839	denisehislop@live.com
Sunshine	Sue Wilson	810-333-2100	SusanLWilson19@gmail.com
Historian	Judy Holmes	586-504-1573	jbholmes20@yahoo.com
Facebook	Debi Keeling	734-637-5280	dkeeling4@gmail.com
Website	Lisa Neely	734-587-2393	neelys84@aol.com
Church Liaison	Kathy Lynn	810-494-5112	kathya1022@sbcglobal.net
Summer Picnic	Dianne Hogrefe	810-919-3700	mrshoagie@hotmail.com
Christmas Party	Diane Glover	734-347-4786	dsmglover8@gmail.com



Treat Volunteers:

January

Tammy - Dessert

Dianne H -
cheese &
crackers

Denise -

February &

March

Volunteers
needed




Pam Wittman - Jan. 3

Kathy Fischer - Jan. 19

Rondi Bur - Jan. 29

Paula Bullington - Jan 31

Denise Hislop - Feb. 8



Winter Advisory:

Please remember that in the event of heavy snow or ice our group will follow the guidelines of the Brighton Schools. If the schools are closed, there will be no Brush Benders meeting that evening. We will also call or send out emails.

Mr. Snow Flurries by Bobbie Campbell
Shared by Tammy Kubat

Palette: Decoart
Antique Maroon
Bleached Sand
Burnt Umber
Deep Midnight But
French Grey Blue
Light Buttermilk
Soft Black
Tangelo Orange
Tomato Red
Winter Blue
True Blue

This project was originally based coated with winter blue. And then wide lines of french gray blue were added at an angle on the surface. Wipe the brush and smooth the color out in the opposite direction of application to give the background color the two-tone effect of a wintry day.

* I then went over it while it was still wet with winter blue. *I was not crazy about the french gray blue so if you'd like to choose a different blue please feel free to.

Spatter softly using light buttermilk.

Once the background is dry, transfer the line drawing for the basic snowman (not all the details) and using a stippler, pounce the three sections of the snowman in using bleached sand. *I didn't like the bleached sand as the final color of the snowman so if you'd like, you can stipple light buttermilk loosely over the bleached sand leaving some of it showing. Be sure to keep the body edges slightly irregular.

When all is completely dry, apply the line drawing for all the inside detail.






February Project - Memory Boxes - Shared by Rondi Bur

Prep - suggested base coat colors:
outside Americana Green Tea. Inside
of box Delta Leaf Green.

Paints: white, (Delta) Moon Yellow
OR (Americana) Cadmium Yellow,
(Americana) Raw Sienna, and a red/
pink to rouge the cheeks.

Hope to see you all at the February
meeting. Thanks, Rondi



March Project — TBD

Pam is in search of a project for this month. Please consider
sharing.

Happy 2020!

I hope that you all have been as excited for 2020 as I have been! This will be the seventh decade that I have lived in, twenty years into the second millennium of my life! What a privilege to be here!

I am really looking forward to this being a year full of new painting techniques, projects and lots of time with friends. I agreed to again be the projects person on the board of Brush Benders. While we have a couple of projects planned (just wait, so much fun!) I need input from you, the club membership. What would you like to paint this year? What type of project do you want to create?

I happen to love all the projects we have done because I have learned from each one, sometimes what I don't care to do again. Mostly what I love about painting, what brush to use, how to stroke for one effect or another, to wet the brush or not, there is always something new for me. I have only been bending a paint brush for a few years so there is more out there for me to learn than those that have been painting for awhile.

What I want to know is what you want to paint in 2020? There are a few months to fill, I hope that you will share what you would like to see created so we can all share in the joy of new creating with you!

Please call me, email me let me know your ideas!

Pam Stapula, Projects

Brush Benders Annual Christmas Party began at 6:00 p.m. at Aubree's of South Lyon. It was "Raining snowMEN" thanks to Dianne Hogrefe and Tammy Kubat.

The Nominations Committee (Judy Holmes and Janice Wright) presented the slate of officers and volunteers were accepted from the floor. : **The 2020 Board Members are**

President:	Tammy Kubat	Sunshine:	Sue Wilson
V. President:	Dianne Hogrefe	Historian:	Judy Holmes
Secretary:	Paula Bullington	Facebook:	Debi Keeling
Treasurer:	Joan Mueller	Church Liaison:	Kathy Lynn
Membership:	Joan Mueller	Picnic:	Dianne Hogrefe
Newsletter:	Tammy Kubat	Christmas Party:	Diane Glover
Projects:	Pam Stapula	Memory Boxes:	Rondi Bur
Hospitality:	Pam Wittman / Denise Hislop / Jess Hislop		

The Hat/Mitten/Scarf tree was, once again, overflowing and will be delivered to St. Patrick's for their distribution to those in need. Members were asked to bring a snowman ornament for the gift exchange. Just like people snowmen don't look alike.

Tammy and Dianne, showed us what a "dynamic duo" they are. The snowmen that graced our tables or placed around the room added to the festivities and will continue to do so in your home if you were a lucky winner. A 50/50 raffle was quite a hit, especially since all the money collected was given away. Denise Hislop and Judy Holmes were the recipients of \$42.00 each. Aubree's wait staff were superb and we just enjoyed our evening. Paula Bullington, Secretary

Note from our webmaster Lisa....

When you are trying to access our website from your phone it's not necessary to put the www at the beginning. Just type in brushbenders.com
And remember if you can't find your newsletter or if you need more information about the meeting or project, it's all on our website!!
Is there are some other information that you would like to have on the website? Shoot me an email at Neelys84@aol.com !
Happy painting!!

Brush Benders Financial Report					
September 1, 2019 to December 31, 2019					
Opening Balance: \$2100.56					
	Sept	Oct	Nov	Dec	
Income:					
Food Bank	\$23.24	\$14.00	\$78.25		
Membership		\$135.00	\$100.00	\$30.00	
Total					\$380.49
Expenses:					
Newsletter			\$44.00		
Christmas Party			\$167.29		
Memory Boxes			\$28.39		
Sunshine	\$5.30				
Total					\$244.98
Closing Balance: \$2236.07					
Exact Year end Balance. All checks have been cashed.					
Respectfully Submitted by Joan Mueller					

Here are some helpful painting links I think you may enjoy

<https://plaidonline.com/letspaint> — Learn how to paint from Plaid's professional artists with our free Let's Paint video lessons!

<https://www.paintingworldmag.com> — Painting World is a painting magazine you can subscribe to ... BUT if you go to this link, at the top right click on BLOG. You don't have to have a subscription to read the blog posts and if you scroll through them you will find some nice articles and even some free painting patterns.

Some of the painting patterns -

Thanksgiving – <https://www.paintingworldmag.com/post/blessings-basket>

Welcome Fall – <https://www.paintingworldmag.com/post/welcome-fall-by-pamela-cassidy>

Christmas Eve ornament – <https://www.paintingworldmag.com/post/christmas-eve-at-the-cabin-by-phyllis-spaw>

Owl Ornament mixed media – <https://www.paintingworldmag.com/post/an-outrageously-owl-some-ornament-by-debbie-huska>

Lilacs – <https://www.paintingworldmag.com/post/lilac-wishes-and-dreams-by-marianne-andreaazza>

Painting Conventions

Oklahoma City Painting Palooza www.okcpaintingpalooza.com

New England Traditions Painting Convention www.newenglandtraditions.org

Creative Painting in Las Vegas www.vegaspaint.com

Society of Decorative Painters www.decorativepainters.org

Although they are no longer having their large conventions each year they have started planning retreats. If you go to their website and click on EVENTS you can then choose 2020 Retreats

There are also several groups around the country that have retreats.

www.ssdaflorida.com March 19-22 Parish, FL

<https://gypsytolers.shutterfly.com> July 10 - 12 Desert Hot Springs, CA

www.townandcountrydecorativepainters.com/retreat.html April 24-26

Butler, Pennsylvania

<https://gcdapainters.org/painting-retreat-2020/> April 17-19 West Harrison, Indiana