



# NEW ZOU

GAME  
7

2020 MIZZOU FOOTBALL GAME NOTES

Columbia, Mo.

11:00 AM (CT)

Memorial Stadium (11,700)

SEC Network

MIZZOU

### MIZZOU TIGERS

**Record** 3-3 (3-3 SEC)  
**Head Coach** Eliah Drinkwitz (1<sup>st</sup>)  
**Career/Mizzou Record** 15-4 (2<sup>nd</sup>) | 3-3  
**OC:** Eliah Drinkwitz (field)  
**DC:** Ryan Walters (field)

**Scoring Off | Def** 21.7 (102<sup>nd</sup>) | 29.2 (62<sup>nd</sup>)  
**Total Off | Def** 370.3 (87<sup>th</sup>) | 376.2 (45<sup>th</sup>)  
**Rushing Off | Def** 122.2 (103<sup>rd</sup>) | 128.3 (32<sup>nd</sup>)  
**Passing Off | Def** 248.2 (51<sup>st</sup>) | 247.8 (79<sup>th</sup>)  
**Time of Possession** 31:03 (51<sup>st</sup>)  
**Red Zone** 16-of-18 (88.9%) (31<sup>st</sup>)  
**3<sup>rd</sup> Down** 40-of-92 (43.5%) (45<sup>th</sup>)

### VANDERBILT COMMODORES

**Record** 0-7 (0-7 SEC)  
**Head Coach** Derek Mason (7<sup>th</sup>)  
**Career/SEC Record** 27-54 (7<sup>th</sup>) | 10-45  
**OC:** Todd Fitch  
**DC:** Ted Roof

**Scoring Off | Def** 16.6 (120<sup>th</sup>) | 36.1 (103<sup>rd</sup>)  
**Total Off | Def** 354.6 (95<sup>th</sup>) | 463.4 (106<sup>th</sup>)  
**Rushing Off | Def** 120.7 (104<sup>th</sup>) | 183.4 (85<sup>th</sup>)  
**Passing Off | Def** 233.9 (66<sup>th</sup>) | 280.0 (108<sup>th</sup>)  
**Time of Possession** 30:32 (58<sup>th</sup>)  
**Red Zone** 12-of-18 (66.7%) (120<sup>th</sup>)  
**3<sup>rd</sup> Down** 49-of-106 (46.2%) (29<sup>th</sup>)

VANDERBILT

## FULL MEDIA INFORMATION



### SEC NETWORK

**PBP:** Mike Morgan  
**ANALYST:** Hutson Mason  
**REPORTER:** Taylor Davis



### TIGER RADIO NETWORK

**XM:** 190 | **SIRIUS:** 137 | **INTERNET:** 961  
**PBP:** Mike Kelly  
**ANALYST:** Howard Richards  
**SIDELINE:** Chris Gervino

## 2020 SCHEDULE (3-3, 3-3 SEC)

DATE	MIZ	RK	OPP	RK	OPPONENT	TV	RESULT/TIME
S 26	-	-	2	2	Alabama	ESPN	L, 38-19
O 3	-	-	21	10	at Tennessee	SEC Network	L, 35-12
O 10	-	-	17	16	LSU	SEC Network Alt	W, 45-41
O 24	-	RV	RV	RV	Kentucky	SEC Network	W, 20-10
O 31	-	RV	10	9	at Florida	SEC Network Alt	L, 41-17
N 21	-	RV	-	-	at South Carolina	SEC Network Alt	W, 17-10
N 28	-	RV	-	-	Vanderbilt	SEC Network	11 a.m.
D 5	-	-	-	-	at Mississippi State	TBD	TBD
TBD	-	-	-	-	Arkansas	TDB	TBD
TBD	-	-	-	-	Georgia	TBD	TBD

## #ZOUNOTES - STATS YOU NEED TO KNOW

- 6:** Number of games altered, postponed or changed on Mizzou's football schedule this season. That number increased to six Monday (Nov. 23) as it was announced that Mizzou would now play Vanderbilt instead of Arkansas, due to COVID positive tests and subsequent contact tracing within the Razorback program.
- 4-1:** Mizzou QB Connor Bazelak's career record as a starter after he and the Tigers defeated South Carolina last Saturday night. Bazelak of course made his first career start in Mizzou's 24-14 win over Arkansas last season, before tearing his ACL early in that game.
- 11.17:** The number of tackles/game from junior LB **Nick Bolton** this season, which ranks 13<sup>th</sup> nationally. He had a game-high 14 tackles with 2.0 TFLs last time out at South Carolina. Bolton earned SEC Defensive Player of the Week honors after accounting for 26 percent (7-of-26) of Mizzou's tackles and a sack in its victory over Kentucky. His 17 stops at No. 21/20 Tennessee tied for the second-most at Mizzou since the turn of the century and were the most since a 20-tackle performance by LB Sean Weatherspoon against Buffalo on Sept. 20, 2008. He was named the Bronko Nagurski National Defensive Player of the Week following Mizzou's win over LSU.
- 14.5:** South Carolina's average starting field position in last week's Mizzou win over the Gamecocks. A key reason for that was senior P **Grant McKinniss**, who pinned the Gamecocks inside the 15 five times, including twice at the 1-yard line. He was named SEC Special Teams Player of the Week for his efforts.
- 3,238:** Career rushing yards for Mizzou senior RB **Larry Rountree III** after he rushed for 58 last weekend at South Carolina. He is now Mizzou's all-time leading rusher at the RB position and trails only Mizzou QB Brad Smith on the Tigers' all-time career rushing list. He is seventh in the NCAA among active career rushers as well.

## STORY LINES

### SCHEDULE CHANGE BRINGS VANDERBILT TO COMO FOR THANKSGIVING WEEKEND TILT

- Mizzou Football (3-3, 3-3 SEC) had its schedule altered again this week due to COVID-19 concerns and will now play Vanderbilt (0-7, 0-7 SEC) this Saturday (Nov. 28) at 11 a.m. on SEC Network. Mizzou was originally slated to host SEC West permanent cross-division rival Arkansas, but COVID issues within the Razorback program forced the postponement of that game. Mizzou was originally scheduled to play Vanderbilt first on Oct. 17 before it was moved to Dec. 12. It will now be contested this weekend.
- Mizzou is coming off of a win in another trophy game, claiming the Mayor's Cup after defeating South Carolina, 17-10, last Saturday night (Nov. 21) in Columbia East. Mizzou opened a 17-0 halftime lead and held on for the win thanks to a stout defensive showing, led by junior All-American candidate LB **Nick Bolton**.
- Vanderbilt is coming off of a 38-17 loss to Florida last Saturday in Nashville.

### SCHEDULE FLEXIBILITY KEY FOR DRINKWITZ, TIGERS

- The Arkansas game being moved and Vanderbilt being put on Mizzou's schedule this week is another in a long line of schedule changes that the Tigers will need to endure this season. It marks the sixth time Mizzou has had a game altered in 10 weeks this season. Below is a look:
  - Oct. 10 vs. LSU - moved from Baton Rouge to Columbia due to Hurricane Delta.
  - Oct. 17 vs. Vanderbilt - Postponed until Dec. 12 due to COVID issues within Vanderbilt program.
  - Oct. 24/31 - Mizzou flip-flopped its scheduled games with Florida and Kentucky due to COVID issues within the Florida program. The Tigers played UK on Oct. 24 (originally scheduled for Oct. 31) and UF on Oct. 31 (originally scheduled for Oct. 24).
  - Nov. 14 - Georgia game postponed due to COVID issues in the Mizzou program.
  - Nov. 28 - Arkansas game postponed and Vanderbilt game moved from Dec. 12 to Nov. 28.

### SERIES WITH VANDERBILT

- Mizzou leads the all-time series with Vanderbilt, 7-4-1, including a 4-2-1 mark in Columbia.
- The Tigers had won three straight in the all-time series, before dropping a 21-14 decision in Nashville a season ago, despite coming into that game nationally-ranked and riding a five-game win streak.
- Prior to that, Mizzou had last lost to Vanderbilt in 2015, a 10-3 decision in Nashville and is 2-1 all-time in Nashville.
- The Tigers have won five of eight meetings with the Commodores since joining the SEC.
- The all-time series dates back to 1895, a 16-0 Tiger win, and is Mizzou's oldest against any SEC team.

### LAST TIME OUT

- Mizzou Football defeated South Carolina, 17-10, last Saturday night (Nov. 21) to claim the Mayor's Cup for the second consecutive season. Despite a limited roster numbers due to COVID issues and injuries, Mizzou opened a 17-0 halftime lead and never looked back to even its record and earn first-year head coach **Eliah Drinkwitz** his third win at Mizzou and his first away from Columbia.
- The win came despite a 20-day layoff between games as well, the longest such break between regular season games for Mizzou since 2001 when the 9/11 attacks paused the college football season.
- Senior **Larry Rountree III** became the school's all-time leading rusher at the RB position, passing Zack Abron to move into second place with his 3,238 career rushing yards. Only legendary QB Brad Smith ranks ahead of Rountree with 4,289 in his career.
- Mizzou's defense was the story Saturday, limiting SC to just 283 yards on 11 drives, as junior All-SEC LB **Nick Bolton** led the way with a team-high 14 tackles, two of which went for a loss, in another performance that showcased his All-America caliber skillset. Mizzou did all of that defensively despite defensive coordinator **Ryan Walters** missing the game due to contact tracing.
- Mizzou used a stout defense and a pair of early scores to open a 14-0 lead midway through the second quarter. QB **Connor Bazelak** found WR **Tauskie Dove** on a 20-yard strike to the left pylon as Dove went up-and-over a South Carolina defender for an incredible score, his second of the season. Rountree scored from one yard out with 11:58 remaining in the second quarter to extend the lead, and Mizzou added a 20-yard field goal from **Harrison Mevis** as time expired in the half to take a 17-0 lead into the intermission.
- South Carolina made a QB change coming out of the half, opting for Luke Doty, who sparked the Gamecock offense to a field goal with 10:13 remaining in the third quarter. Mizzou's offense sputtered a bit in the third quarter, but the defense held tough allowing just the field goal as the Tigers took a 17-3 lead into the fourth.
- In the fourth, South Carolina was able to pull within a score, using a 13-play, 77-yard touchdown drive to make it a 17-10 game. With 4:59 left in the game, Mizzou was able to run two minutes off of the clock, while a 38-yard punt from **Grant McKinniss** pinned the Gamecocks on their 1-yard line with 2:37 left in the game. South Carolina drove to its 36-yard line, but Doty was picked off by LB **Devin Nicholson** to clinch a win for Mizzou.



#NewZou



**2020 MIZZOU FOOTBALL MEDIA SCHEDULE** (all times CT)

<u>MONDAY</u>	<u>TUESDAY</u>	<u>WEDNESDAY</u>	<u>THURSDAY</u>	<u>FRIDAY</u>	<u>SATURDAY</u>	<u>SUNDAY</u>
NO MEDIA ACCESS	COACH DRINKWITZ WEEKLY PRESS CONFERENCE 12 p.m.  REQUESTED PLAYERS POST-PRACTICE 4:45 p.m.	SEC WEEKLY TELECONFERENCE 12 p.m.  COORDINATORS 4:45 p.m.	<b>HAPPY THANKSGIVING</b>	TIGER TALK Coach Drinkwitz's Weekly Radio Show  6 p.m. Tiger Radio Network	<b>vs. Vanderbilt</b> <b>11 a.m. (CT)</b> <b>SEC Network</b>	NO MEDIA ACCESS

**PLAYER/COACH REQUESTS**

- All player/coach requests are due to Mizzou SID Shawn Davis via e-mail (davisshaw@missouri.edu) by the close of business (5 p.m.) each Monday.

**CREDENTIALS**

- With COVID-19 forcing Mizzou Athletics to take physical distancing measures, the capacity in the Memorial Stadium Press Box will be greatly reduced during the 2020 season. The press box capacity has been capped at 50, with the majority of those seats accounted for already. Below is the breakdown:
  - Seats 1-4:** Mizzou Communications Staff
  - Seats 5-26:** Mizzou Local Beat Media
  - Seats 27-30:** Visiting Communications Staff
  - Seats 31-42:** Visiting Media
  - Seats 43-45:** Local TV Affiliates
  - Seats 46-49:** Floaters for National/Local Media as needed/Lottery
  - Seat 50:** SEC Medical Observer
- \* All media in the pressbox must wear face coverings at all times.**

**MIZZOU LOCAL BEAT MEDIA**

- Those on the Mizzou beat have already been selected for their seats, and Kate Lakin from the Mizzou Strategic Communications staff will be reaching out with how to obtain your credentials. This list includes all print media and radio personalities who cover Mizzou on a regular basis.
- Each local TV affiliate will also have one seat in the press box. Those three affiliates are KMIZ ABC-17, KOMU NBC-8, and KRCG CBS-13. We ask that these affiliates please share video that you shoot with affiliates (home and visiting team) that we are not able to credential due to the space/field restrictions this year.
- \*If you do not receive a note, please e-mail both me (Shawn Davis at davisshaw@missouri.edu) and Kate Lakin (lakinke@missouri.edu) to be placed into consideration for one of the rotating floating spots.

**VISITING MEDIA**

- The seats for the visiting team's media will be selected by the visiting team's communication staff each week. If you are interested in traveling to a game to watch a team that you normally cover, please reach out to the communications staff for that particular team. They will then supply our staff with a list for each home game. Mizzou's communications staff will then assign seats, which will be displayed on the seating chart when media arrives at the press box.

**FLOATING SEATS/LOTTERY**

- Each week, Mizzou's communications staff has left four seats open as floaters for any national/local media wishing to attend games. This number could change week-to-week, depending upon the RSVPs of our local group and the size of the visiting team media pool. Those interested in applying for these four seats should e-mail both me (Shawn Davis at davisshaw@missouri.edu) and Kate Lakin (lakinke@missouri.edu) for consideration.
- Additionally, if extra seats become available, we will send a note to our local listserv on Tuesdays at 10 a.m. to see if we can accommodate extra media members through a lottery of sorts. We will give preference to those who have covered our team regularly in the past. Should you be approved for one of the extra floating seats, we will communicate that to you by the end of the day every Tuesday before a home game.

**CREDENTIAL PICKUP**

- All credentials will be distributed on a game-by-game basis this season. Credentials will be available for pickup starting the Wednesday before a home game from the south entrance of Mizzou Arena. Please contact Kate Lakin (lakinke@missouri.edu) if you need alternate pickup arrangements.

**FIELD ACCESS (PHOTO/VIDEO)**

- The physical distancing policies are not just confined to the press box, as field level will also be greatly impacted this season. In the best interest of the health and well-being of our student-athletes and coaches, Mizzou will be prohibiting field access to all but two wire photography services, and three local television stations (one per each major affiliate – ABC, CBS and NBC), in accordance with the SEC's photography rule. Below is a breakdown of the five external photo/video slots allowed on the sideline at each of Mizzou's five home games:
  - Associated Press Photo
  - USA Today Photo
  - KMIZ TV ABC-17
  - KRCG TV CBS-13
  - KOMU TV NBC-8

**IMPORTANT INFO FOR PERMITTED PHOTOGRAPHERS**

- These photographers must participate in required COVID screening consistent with institutional personnel permitted on the field.
- Photographers will be assigned a designated spot.
- At no time may a non-institutional media photographer come within 6 feet of the bench area or move behind the bench area.
- Photographers will be required to wear disposable vests. Vests will be distributed when you pick up your credentials.
- Face coverings must be worn at all times while on the field.
- Check-in for photographers will be at the gate on the SW corner of Memorial Stadium, just to the south of the press elevator. That ramp has direct access to the photo work room.

**FIELD ACCESS (PRINT/STAND-UPS)**

- Field access to print media will be strictly prohibited. Pre- and post-game standups for all media outlets are strictly prohibited on the field. Mizzou asks that for those wishing to do standups to find a spot outside of the stadium.

**POSTGAME INTERVIEW PROCEDURES**

- All interviews with Mizzou head coach Eliah Drinkwitz and student-athletes will be conducted via Zoom postgame. There will be one Zoom link sent out for Mizzou's press conferences each week. Media will be required to stay in their seats for the press conference with their microphones muted, and earphones in to prevent any feedback on the Zoom call.
- Coach Drinkwitz will address the media first following a brief cooling-off period. The communications staff will give preference to those who are credentialed for the game when asking questions. Immediately following that Zoom call, the Mizzou Strategic Communications office will download and disseminate Coach Drinkwitz's video to all members of the media, regardless of attendance at the game.
- Players will then be available on the Zoom call following Coach Drinkwitz. We anticipate making a maximum of seven players available following the game, based upon the requests of those in attendance. These interviews will also be disseminated to the media regardless of attendance at the game.
- The visiting team will be responsible for their Zoom link, and sharing that with their media.

**FOOD**

- Mizzou Athletics will provide pre-packaged food and beverages this year, instead of the traditional buffet style meal. This is to help limit the amount of time waiting in food lines, and cross-contamination through food.

**STATS**

- Mizzou will no longer provide handouts of stat sheets, due to the potential distancing challenges of that process. Traditional stat books will be printed following the conclusion of the game, and they will be available for pickup at the media window for those interested. Of course, every Mizzou Football game will feature a live stats view at [www.Mizzou.Statbroadcast.com](http://www.Mizzou.Statbroadcast.com).

**STORY LINES**

**BOLTON BALLS OUT**

- ▶ If you asked anyone who watched last Saturday's game vs. the Gamecocks who the best player on the field was, most would undoubtedly have the same answer: Mizzou LB **Nick Bolton**. Some may have answered P **Grant McKinniss** (more on that later), but the film showed Bolton flying all over the field.
- ▶ He posted a 14-tackle, 2.0-tackle-for-loss performance as he helped limited SC to just 283 total yards, including just 114 yards on the ground, both of which were the second-worst totals of the year for SC. Considering the Gamecocks ran for 318 yards (8.15 yards per attempt) the previous week at Ole Miss, the defensive effort led by Bolton was truly impressive.
- ▶ Mizzou needed its defense as the offense was shutout following 17 points in the first half as the Tigers hung on for their third victory of the season
- ▶ Bolton's 11.17 tackles per game average ranks third in the SEC and tops in the SEC East. He is 13th nationally in tackles per game and fifth among Power 5 players. He has 24 more tackles than the next-closest Tiger defender, all while having teams gameplan to move the ball away from his area.
- ▶ He leads the team in tackles for loss (5.0) as well after posting 2.0 at South Carolina.
- ▶ Last week, Bolton was announced as a semifinalist for the Jason Witten Man of the Year Award.

**WE WEREN'T KIDDING ABOUT HAVING MORE ON P GRANT MCKINNISS**

- ▶ If **Nick Bolton** was Mizzou's best player last Saturday, then **Grant McKinniss** was easily Mizzou's most valuable player. A grad transfer from Kentucky, McKinniss punted seven times for 305 yards, averaging 43.6 yards per kick with a long of 51.
- ▶ More importantly, he pinned South Carolina inside its own 15 five times, twice at the 1-yard-line, including SC's final drive as it attempted to tie the game with 2:37 remaining.
- ▶ South Carolina's average starting line of scrimmage was the 14.5-yard line and on drives that began following a Mizzou punt, the average line of scrimmage start was the 12.
- ▶ SC had just one punt-return yard as McKinniss' net average was 43.4 for the game. For perspective, that 43.4 net average would be ninth nationally spread out over this season.
- ▶ Last Saturday's game largely came down to field position, and McKinniss' performance was paramount in that area.
- ▶ He was named SEC Special Teams Player of the Week for his performance.

**OTHER NOTABLES FROM LAST SATURDAY'S WIN**

- ▶ Mizzou has now won three of its last four games, with its only loss coming at Top-10 Florida in that span. Mizzou has wins over LSU, Kentucky and South Carolina during that span.
- ▶ Junior RB **Larry Rountree III** ran for 58 yards on 21 carries with one score. He became Mizzou's all-time leading rusher by a running back as he now has 3,238 total yards to pass Zack Abron (3,198). He trails only legendary Mizzou QB Brad Smith on Mizzou's all-time rushing list.
- ▶ RS Freshman QB **Connor Bazelak** went 20-for-32 for 198 yards and a TD as he improves to 4-1 as a starter in his career, with his only loss coming at Top-10-ranked Florida on Halloween night.
- ▶ Sophomore WR **Tauskie Dove** scored his second TD of the season on a 20-yard strike from Bazelak in the first quarter.
- ▶ Junior RB **Tyler Badie** accounted for 77 all-purpose yards Saturday night.
- ▶ Sophomore S **Martez Manuel** came into the game with a sack in his career, but left the first half with a career-high 1.5 sacks. He also added a pass breakup in an impressive outing.
- ▶ Sophomore LB **Devin Nicholson** recorded his first career interception on South Carolina's final drive to clinch the Mizzou victory. Nicholson was tied for third on the team with five tackles, adding a 0.5 sack.

**ROUNTREE IS A WORK HORSE**

- ▶ There were certainly plenty of eye-catching stats from Mizzou's win over Kentucky on Oct. 24, but the real story was

the smashmouth rushing attack keyed by senior RB **Larry Rountree III**. Mizzou rushed the ball 62 times, and Rountree toted the ball on a career-high 37 of those attempts, going for 126 yards and two scores. When asked after the game if he was sore, he replied with: "I could play tomorrow."

- ▶ In the fourth quarter, as Mizzou was attempting to put the game away, Rountree seemed to get stronger. Clinging to a one-score lead at 17-10, the Tigers took the ball back with 10:11 remaining in the game. On the ensuing drive, Rountree carried the ball six times for 23 yards, helping Mizzou orchestrate a 15-play, 61-yard drive that spanned 7:04 while ending in a freshman K **Harrison Mevis** field goal, extending the lead to 20-10 with 3:07 remaining, icing the game.
- ▶ On the game's final drive, he added seven more yards on two carries and had 30 yards on eight carries over the final two drives as Mizzou milked the clock.
- ▶ Arguably one of the game's most exciting plays came on the penultimate drive that put the game away as Rountree carried the ball for four yards down to the UK 19-yard line, running over defender Kelvin Joseph at the end of the run, resulting in a thunderous celebration from the Mizzou bench. No one was stopping Rountree.
- ▶ After rushing 21 more times vs. South Carolina, Rountree moved his career rushing total to 3,238 yards as he is seventh on the NCAA's list of active rushers.

**Active Rushing Leaders (Yards)**

Rk	Player, Year (School)	G	Rushes	Yds	TDs
1.	Travis Etienne, Sr. (Clemson)	51	639	4,672	66
2.	Spencer Brown, Sr. (UAB)	45	828	3,862	41
3.	Chubba Hubbard, Jr. (OKSt.)	33	585	3,459	33
4.	Joshua Mack, Sr. (Liberty)	41	630	3,404	25
5.	Trey Ragas, Sr. (Louisiana)	46	559	3,336	34
6.	Jaret Patterson (Buffalo)	30	566	3,323	41
7.	<b>Larry Rountree III, Sr. (Mizzou)</b>	<b>44</b>	<b>659</b>	<b>3,238</b>	<b>31</b>

▶ Additionally, Rountree finds himself ranked third among all-time active NCAA ball carriers with his 659 career attempts. Below is a list:

**Active Carry Leaders**

Rk	Player, Year (School)	G	Rushes	Yds	TDs
1.	Spencer Brown, Sr. (UAB)	45	828	3,862	41
2.	Shai Werts, Sr. (GA Southern)	44	679	2,979	30
3.	<b>Larry Rountree III, Sr. (Mizzou)</b>	<b>44</b>	<b>659</b>	<b>3,238</b>	<b>31</b>

**ROUNTREE RANKS AMONG PROGRAM'S ALL-TIME GREATS**

- ▶ Mizzou senior RB **Larry Rountree III** passed Tiger legend Zack Abron to move into second place on Mizzou's all-time rushing list and the all-time leading rusher at the running back position. He now has 3,238 yards on 659 career carries (4.91 average).
- ▶ He likely won't catch transcendent QB Brad Smith, the school's all-time leading rusher with 4,289 yards. Rountree is 1,051 yards back of that mark. Below is a look:

Rank	Player (years)	Yards	Total Carries
1.	Brad Smith, QB (2002-05)	4,289	799
2.	<b>Larry Rountree III, RB (2017-20)</b>	<b>3,238</b>	<b>659</b>
3.	Zack Abron, RB (2000-03)	3,198	692
4.	Brock Olivo, RB (1994-97)	3,026	686

- ▶ The Kentucky game marked Rountree's 11th career 100-yard rushing game and second of the season. He is one of six Tigers to record 10+ games of 100 or more rushing yards, joining Brad Smith (18), Zack Abron (11), Henry Josey (11), Joe Moore (11) and Devin West (11). Mizzou is 10-1 when Rountree rushes for 100 yards in his career.
- ▶ Rountree tallied his 31st career rushing touchdown against South Carolina. That moved him into fourth place all-time at Mizzou with legend Henry Josey. Below is a look at where Rountree ranks on Mizzou's all-time rushing TD list (running backs unless otherwise denoted):

**QUICK FACTS**

**GENERAL**

Name of School: \_\_\_\_\_ University of Missouri  
 City/Zip: \_\_\_\_\_ Columbia, MO 65205  
 Founded: \_\_\_\_\_ 1839  
 Enrollment: \_\_\_\_\_ 31,105 (fall 2020)  
 Nickname/Colors: \_\_\_\_\_ Tigers / Mizzou Gold (PMS 124c) & Black  
 Stadium (Opened): \_\_\_\_\_ Faurot Field/Memorial Stadium (1926)  
 Capacity: \_\_\_\_\_ 62,621 (full) / 11,700 (2020)  
 Surface: \_\_\_\_\_ Artificial (FieldTurf)  
 Affiliation/Conference: \_\_\_\_\_ NCAA FBS / SEC (East Division)  
 System President & University Chancellor: \_\_\_\_\_ Dr. Mun Y. Choi  
 Faculty Athletics Representative: \_\_\_\_\_ Pamela Bruzina  
 Director of Athletics: \_\_\_\_\_ Jim Sterk  
 Football Sport Administrator: \_\_\_\_\_ Nick Joos  
 Athletic Dept. Phone: \_\_\_\_\_ (573) 882-6501  
 Ticket Office Phone: \_\_\_\_\_ 1-800-CAT-PAWS or (573) 884-PAWS

**HISTORY**

First Year of Football: \_\_\_\_\_ 1890  
 Overall All-Time Record: \_\_\_\_\_ 687-570-52 #  
 No. of Bowl Appearances (Record): \_\_\_\_\_ 33 (15-18)  
 Last Bowl Appearance: \_\_\_\_\_ Dec. 31, 2018  
 Result: \_\_\_\_\_ Lost 38-33 to Oklahoma State, \_\_\_\_\_ in Liberty Bowl (Memphis)  
 SEC East Champions \_\_\_\_\_ 2013, 2014  
 Big 12 North Champions \_\_\_\_\_ 2007, 2008, 2010  
 Big 8 Champions \_\_\_\_\_ 1909, 1913, 1919, 1924, 1925, \_\_\_\_\_ 1939, 1941, 1942, 1945, 1960, 1969

# - Due to NCAA action, all-time MU record is 677-570-52

**COACHING/SUPPORT STAFF**

Head Coach: \_\_\_\_\_ Eliah Drinkwitz  
 Alma Mater/Year: \_\_\_\_\_ Arkansas Tech, '04  
 Record at school/career (yrs): \_\_\_\_\_ 3-3(1st)  
 Best time/day to reach coach: \_\_\_\_\_ Through SID  
 Assistant Coaches \_\_\_\_\_ (Alma Mater/Responsibility):  
 \_\_\_\_\_ Ryan Walters (Colorado, '08; Def. Coord./Safeties)  
 \_\_\_\_\_ Erik Link (Drake, '03; Special Teams Coord.)  
 \_\_\_\_\_ Brick Haley (Alabama A&M, '88; DL)  
 \_\_\_\_\_ Bush Hamdan (Boise State, '08; WR/QB)  
 \_\_\_\_\_ Casey Woods (Tennessee, '06; TE/Recruiting Coord.)  
 \_\_\_\_\_ Charlie Harbison (Gardner-Webb, '82; DB)  
 \_\_\_\_\_ David Gibbs (Colorado, '90; DB)  
 \_\_\_\_\_ Marcus Johnson (Mississippi, '04; OL)  
 \_\_\_\_\_ D.J. Smith (Appalachian State, '10; LB)  
 \_\_\_\_\_ Curtis Luper (Stephen F. Austin, '96; RB)

**TEAM INFORMATION**

2019 Record: \_\_\_\_\_ 6-6  
 SEC Record/Finish: \_\_\_\_\_ 3-5/T-4th in SEC East  
 Basic Offense/Defense: \_\_\_\_\_ Multiple / Multiple  
 Lettermen Returning (42): \_\_\_\_\_ 17 (o) / 23 (d) / 2 (spec)  
 Lettermen Lost (17): \_\_\_\_\_ 9 (o) / 7 (d) / 1 (spec)  
 Starters Returning (14): \_\_\_\_\_ 4 (o) / 8 (d) / 2 (spec)  
 Starters Lost (11): \_\_\_\_\_ 7 (o) / 3 (d) / 1 (spec)

**COACHING ASSIGNMENTS**

**Elijah Drinkwitz** - Head Coach / OC \_\_\_\_\_ Field  
**Ryan Walters** - Defensive Coordinator / Safeties \_\_\_\_\_ Field  
**Erik Link** - Special Teams Coordinator \_\_\_\_\_ Field  
**Brick Haley** - Defensive Line \_\_\_\_\_ Field  
**Bush Hadman** - Wide Receivers / Quarterbacks \_\_\_\_\_ Field  
**Casey Woods** - Tight Ends \_\_\_\_\_ Booth  
**Charlie Harbison** - Defensive Backs \_\_\_\_\_ Field  
**David Gibbs** - Defensive Backs \_\_\_\_\_ Field  
**Marcus Johnson** - Offensive Line \_\_\_\_\_ Field  
**D.J. Smith** - Linebackers \_\_\_\_\_ Field  
**Curtis Luper** - Running Backs \_\_\_\_\_ Field



STORY LINES

Rank	Player	Rushing TDs	Years
1.	Brad Smith (QB)	45	2002-05
2.	Zack Abbron	40	2000-03
3.	Corby Jones (QB)	38	1995-98
4.	<b>Larry Rountree</b>	<b>31</b>	<b>2017-present</b>
5.	Henry Josey	30	2010-13
T6.	Devin West	28	1995-98
T6.	Derrick Washington	28	2007-09

- Rountree is averaging 0.70 touchdowns per game in his career. Should he average that mark for the final four games this season, he would finish with 33 career rushing TDs, which would be fourth-most in Mizzou history and second-most among Mizzou running backs.
- Additionally, Rountree now has 16 runs of 25+ yards in his career, tied for the third-most in school history. He also has 21 rushes of 20+ yards, fifth-most in Mizzou history. Below is a look:

Rank	Player	Rushes of 25+	Years
1.	Brad Smith (QB)	35	2002-05
2.	Henry Josey	20	2010-13
3.	<b>Larry Rountree</b>	<b>16</b>	<b>2017-present</b>
	Tony Temple	16	2004-07

Rank	Player	Rushes of 20+	Years
1.	Brad Smith (QB)	50	2002-05
2.	Tony Temple	30	2004-07
3.	Henry Josey	27	2010-13
4.	Corby Jones (QB)	24	1995-98
5.	<b>Larry Rountree</b>	<b>21</b>	<b>2017-present</b>

BOLTON TACKLING AT HISTORIC PACE

- Entering the halfway point of the season, Mizzou junior All-SEC LB **Nick Bolton** once again finds himself ranked among the nation's elite in tackles. After posting 14 more tackles and two tackles for loss at South Carolina, Bolton sits 13th nationally and third in the SEC with his 11.17 tackles/game average.
- Bolton was named SEC Defensive Player of the Week following Mizzou's win over Kentucky, posting seven tackles in the dominant defensive performance, while the seven tackles may not seem like many by Bolton's lofty standards, it's important to note that he tallied those seven solo tackles among just 28 team tackles against Kentucky as the Wildcats ran just 36 offensive plays.
- Since Oct. 12, 2019, after Mizzou senior captain LB Cale Garrett went down with a season-ending injury, Bolton has tallied 138 tackles over the last 11 games (10.6 per-game average).
- The last Tiger to average better than 10.6 tackles per game over a similar span was LB Kentrell Brothers during his All-American 2015 season when he led the nation with 152 tackles. Brothers averaged 12.7 tackles per game that year and 12.1 over the final 13 games of his career.
- Bolton's 17 tackles at Tennessee are tied for the second-most at Mizzou since the turn of the century and are the most since a 20-tackle performance by LB Sean Weatherspoon against Buffalo on Sept. 20, 2008.
- Bolton has entered the prestigious 21-MPH club at Mizzou as the strength staff tracks each players' top speed. At 6-0, 235 pounds, Bolton is by far the heaviest player on the team to run faster than 21 MPH, showing why he has NFL scouts turning their heads to watch him play.

BLEDSE EMERGING AS ELITE PLAYMAKER

- Mizzou may have the best trio of safeties in the SEC (more on that later), and one of the keys to that trio is senior **Joshuah Bledsoe**. In Mizzou's first two wins, Bledsoe made the game-winning defensive play. Big-time players make big-time plays, and Bledsoe has personified that moniker recently.
- Against LSU, it was his fourth-down pass breakup as LSU QB Myles Brennan was looking for Terrace Marshall, Jr., in the end

zone on an out-route from the 1-yard line. Bledsoe – nicknamed Jiggy by his teammates – jumped the route and knocked the ball down to seal the win.

- Against Kentucky, with Mizzou up 10 late, Kentucky completed a pass on first down and Bledsoe made the tackle. In the process, he ripped the ball from WR Josh Ali for a fumble. That gave the ball back to Mizzou and the Tigers milked the clock from there.

RAKESTRAW PUTTING TOGETHER A FINE FRESHMAN SEASON

- Mizzou head coach **Elijah Drinkwitz** went viral back in February during national signing day when a video of him reacting to **Ennis Rakestraw, Jr.**, committing to Mizzou made its way around the internet. A three-star prospect, Rakestraw was a late-bloomer who began to garner interest from schools like Alabama and Texas late in the recruiting cycle, but he stayed solid to his commitment and chose the Tigers. Through the first half of his freshman season, the Tigers are fortunate he did.
- Rakestraw leads the Tigers with five passes defended and he's pitched in 12 solo tackles and two tackles for loss while starting every game, the only Mizzou cornerback to do so. He tallied his first career sack last weekend at South Carolina.
- Rakestraw started his first game, becoming the first Tiger defender to start his first game since Jordan Ulmer in 2017. Before that, the last defender to make a start in his first collegiate game at Mizzou was Justin Smith in 1998. Smith of course is on the NFL Hall of Fame ballot and is a former NFL Defensive Player of the Year.

JEFFCOAT MAKING AN IMPACT

- In his third year with the program, RS sophomore buck **DE Trajan Jeffcoat** has shined this season. Through five appearances, he leads the team with 3.0 sacks and seven QB hurries while pitching in 12 tackles (10 solo). He missed last Saturday's game in concussion protocol, which was a bummer for the Columbia, S.C., native as he had 27 friends and family in attendance. He is expected to be back this Saturday.

TIGERS MAY HAVE THE SEC'S BEST TRIO OF SAFETIES

- One of the strongest position groups for the Tigers on this year's defense is the safety position. Mizzou's two elder statesmen on the back end of the defense – FS **Joshuah Bledsoe** and boundary safety **Tyree Gillespie** – are long-known as being one of the nation's elite safety tandems. But, after the first half of the season, we also need to insert SS **Martez Manuel** into the conversation.
- Manuel – whose SS spot is a hybrid linebacker/safety position as part of Mizzou's five-DB scheme – is currently third on the team with 36 tackles and is second on the team with his 4.5 tackles for loss.
- The trio has combined for 94 tackles, 6.5 tackles for loss, nine pass breakups, two forced fumbles and a fumble recovery.
- Gillespie has 35 tackles and three pass breakups and is gaining attention around the league as a guy who could have a huge impact at the next level.
- Bledsoe, mentioned earlier for making big-time plays, has 23 tackles and leads the safety group with four pass breakups (second on the team behind only freshman CB **Ennis Rakestraw, Jr.**). Bledsoe also has the aforementioned forced fumble and recovery to clinch the win against Kentucky.
- Coached by defensive coordinator Ryan Walters, a rising young star in the coaching profession who landed at No. 8 on The Athletic's Assistant Coaches to Watch list over the summer, Mizzou's safeties are a proven commodity in the SEC.
- Gillespie was tabbed a 2020 second-team All-SEC pick during the preseason by the league's coaches after posting 50 tackles over 12 games last year, including 4.0 tackles for loss, one sack and seven pass breakups.
- Bledsoe, who made the jersey change from #18 to #1 this season, finished 2019 ranked third on the team with 49 tackles (35 solo) with 4.0 tackles for loss. He added a team-high 10 pass breakups with a fumble recovery and also forced fumble. His 49 tackles were a new single-season career-high and he became the first Mizzou safety in more than a decade to post 10+ pass break-ups in a single season and just the eighth Mizzou defender to do so since 2009.

PRO-NUN-SEE-A-SHUN GUIDE

PLAYERS	PLAY-urz
Tyler BADIE	BAY-dee
SIMI BAKARE	SIM-ee   BUH-car-EE
Connor BAZELAK	BAY-zuh-lack
Larry BOROM	BORE-um
Z'CORE Brooks	ZUH-corey
D.J. BULLARD	BULL-urd
Ish BURDINE	Burr-dean
AKIAL Byers	uh-KEE-ull
J.C. CARLIES	CAR-lyes (prefers J.C. Carlies)
KIBET CHEPYATOR	KIB-bet   SHEP-yuh-tore
KEKE Chism	Kee-Kee
Logan CHRISTOPHERSON	chris-TOFF-er-son
XAVIER Delgado	ZAY-vee-ur
TAUSKIE Dove	TAH-skee (rhymes with PLOW-skee)
Myles EADDY	EDDIE
Justin EFEBERA	ee-fuh-bare-uh
JAVON Foster	juh-VON
Dominic GICINTO	juh-SIN-toe
TYREE Gillespie	tie-REE
JATORIAN Hansford	JUH-tory-uhn
NIKO HEA	KNEE-coe HAY
JAVIAN Hester	juh-VON (prefers JJ Hester)
TRAJAN Jeffcoat	TRAY-jun
Sean KOETTING	KET-ing (rhymes with setting)
Michael MAIETTI	MY-eddy
SCI Martin	SIGH
Harrison MEVIS	Mee-vus
D'IONTE Smith	dee-on-tay (prefers Boo smith)
DAVAL Torres	DUH-vall
Markell UTSEY	ut-SEE
HYRIN White	HIGH-rin
JALANI Williams	juh-LAW-kee
MICAH Wilson	MIKE-uh

MIZZOU CAPTAINS

- LB Nick Bolton**
- OL Case Cook**
- RB Larry Rountree III**
- \* Fourth captain will rotate game-to-game from senior class**

- Game 1 vs. Alabama – **DB Joshuah Bledsoe**
- Game 2 at Tennessee – **DL Markell Utsey**
- Game 3 vs. LSU – **OL Michael Maietti**
- Game 4 vs. Kentucky – **DL Tre Williams**
- Game 5 at Florida – **S Tyree Gillespie**
- Game 6 at South Carolina – **LB Jamal Brooks & DB Mason Pack**
- Game 7 vs. Vanderbilt –
- Game 8 at Mississippi State –
- Game 9 vs. Arkansas –
- Game 10 vs. Georgia -

**STORY LINES**

**BADIE A STAR IN THE PASSING GAME, TOO**

- Dating back to last season, junior RB **Tyler Badie** has emerged as a threat in the passing game. In fact, he has caught five of Mizzou's last nine TD receptions, and six of the last 11. Here is a look:
  - at South Carolina - Bazelak to Dove for 20
  - vs. LSU - Bazelak to Niko Hea for 5
  - **vs. LSU - Bazelak to Badie for 21**
  - vs. LSU - Bazelak to Micah Wilson for 41
  - **vs. Alabama - S. Robinson to Badie for 54**
  - at Arkansas - T. Powell to Jonathan Nance for 10
  - **vs. Tennessee (2019) - M. Wilson to Badie for 15**
  - **vs. Tennessee (2019) - K. Bryant to Badie for 7**
  - **at Kentucky (2019) - K. Bryant to Badie for 74**
- On his last five scores, Badie has taken it to the house from all parts of the field, averaging 34.2 yards per score as he continued to be dynamic with the ball in his hands.

**TOUCHBACK MASTER**

- Mizzou redshirt junior K **Sean Koetting** has mastered the art of the touchback since taking over kickoff duties this season.
- In his career, Koetting has posted 26 touchbacks in 28 attempts, including 25 of 27 through six games this season.
- He leads the nation with his 92.59 touchback percentage this season.

**A HISTORIC PERFORMANCE FOR BAZELAK**

- It's important to note that Mizzou's win over LSU featured a redshirt freshman quarterback making his second career start and first of the season guiding Mizzou's dominant offense. **Connor Bazelak**, who had shined in backup duty in Mizzou's first two games, got the start for Coach Drinkwitz and excelled against the defending national champions.
- In his second career start, Bazelak engineered an unbelievable day for the Mizzou offense. At 85.3 percent (29-of-34), Bazelak posted Mizzou's best-ever completion percentage against a ranked opponent or FBS opponent, a mark that is also a Mizzou freshman record. The only performance better than Bazelak's was Chase Daniel's 94.1 completion percentage against Southeast Missouri during his senior season in 2008.
- Bazelak's passer rating of 242.4 was the sixth-best mark in program history, with the other five coming against SEMO, Iowa State, Missouri State, Nevada and Idaho, as it was the best-ever rating against a ranked team for a Mizzou QB. The previous best rating by a Mizzou QB in an SEC game was Drew Lock's 210.3 at Florida in 2018.
- The redshirt freshman passed for 406 yards and four touchdowns – the first Mizzou freshman to pass for four touchdowns in a game since Maty Mauk against Kentucky in 2013 – and the 14th-most passing yards by a Mizzou QB ever.
- Only six Mizzou QBs have ever thrown for more yards than Bazelak did against LSU – keep in mind it was his second career start.
- He led the offense to 586 total yards, including 406 through the air, and at one point completed 15 consecutive passes, the longest such streak since Chase Daniel had 20 straight against Buffalo in 2008 - Bazelak's streak ended on a ball he had to throw away after being flushed from the pocket.
- Bazelak is the only SEC QB since the turn of the century to have 400 yards, 4 TDs, 85% completion pct. and 0 INTs in a game. Only two other QBs have accomplished a similar stat line against a Power-5 opponent over the same time frame - Geno Smith and Philip Rivers.
- Keep in mind, he did all of this with Mizzou's top two WRs and three of the group's top five out of the lineup due to COVID-related issues.
- Bazelak won the following awards following Mizzou's win over LSU:
  - SEC Freshman of the Week
  - Davey O'Brien National QB of the Week
  - Orange Bowl Player of the Week
  - Manning Award Star of the Week
  - Davey O'Brien Award Great Eight List

**TIGERS HAVE A BUDDING YOUNG STAR AT KICKER**

- We would be remiss if we didn't mention true freshman kicker **Harrison Mevis** as the Tigers get ready to take on Vanderbilt this weekend. A native of Warsaw, Ind., Mevis was the No. 2-ranked kicker nationally coming out of Warsaw Community High School by Kohl's Kicking. He has lived up to those expectations early in his young career, connecting on nine of his 11 field goal attempts this season, with one of his misses coming from 56 yards.
- He is the first Mizzou kicker ever to connect on his first five field goals as a collegiate kicker, and he did so in incredible fashion, hitting a pair from 50+ yards. His 52-yard field goal vs. LSU marks the longest by a Mizzou freshman in program history.
- He is also the first Mizzou freshman to make a 50+ yard FG since Jeff Jacke in 1988.

**A QUICK LOOK AT MIZZOU'S FIRST-YEAR BENCH BOSS**

- A winner at every stage of his coaching career, **Elijah Drinkwitz** – considered one of college football's top offensive minds – was named the 33rd head football coach at the University of Missouri in December 2019. Drinkwitz took over at Mizzou following an impressive 2019 season at Appalachian State, where he led the 20th-ranked Mountaineers to a 12-1 record and a Sun Belt Conference championship (Drinkwitz did not coach the bowl game, the team's 13th win, as he had already accepted the Mizzou job).
- Drinkwitz's offensive acumen has been a key element in his teams winning five conference championships while compiling a perfect 8-0 bowl game record in 10 seasons at the FBS level. The combined record of his teams from 2010-19 is 101-37 overall (73.2%), including a 60-25 conference mark (70.6%). Drinkwitz also serves as the program's offensive coordinator.
- The 2019 season saw Drinkwitz turn in one of the most impressive FBS head coaching debut seasons ever. His Mountaineers set a Sun Belt record with their 13 wins, and also set the mark for the best regular season in conference history (11-1). They claimed the Sun Belt championship with a 45-38 win against Louisiana on Dec. 7.
- Prior to App State, Drinkwitz spent three years as offensive coordinator and quarterbacks coach for record-setting North Carolina State teams (2016-18), after excelling in a similar role at Boise State for two years (2014-15), where the Broncos won the 2014 Mountain West title and finished 12-2 and ranked 16th nationally. In 2015, Drinkwitz was promoted to offensive coordinator and quarterbacks coach, and he helped the Bronco offense rank in the Top 15 nationally in points (39.1) and yards (501.3) per game.
- In his five seasons as an offensive coordinator, Drinkwitz has produced five 1,000-yard rushers, four 3,000-yard passers and four 1,000-yard receivers. Three of those years (2015, 2017, 2018) his offenses produced at least one in each category.

**DRINKWITZ'S COACHING AWARDS**

- 2019 Eddie Robinson Award Finalist
- 2019 North Carolina Coach of the Year (*North State Journal*)
- 2018 Broyles Award Nominee

**COACH DRINK GETS FIRST WIN, DOES SO IN NOTABLE FASHION**

- Of course, the win over LSU on Oct. 10 marked the first for **Elijah Drinkwitz** as Mizzou head coach. He became the first Mizzou coach to defeat a ranked opponent for his first career Mizzou win since Warren Powers defeated No. 5 Notre Dame, 3-0, on Sept. 9, 1978 in South Bend, Ind. The Irish, by the way, were also the defending national champions, just as LSU was.

**#MIZZOU4CHANGE**

- Mizzou has been heavily active in social justice reform over the offseason following the untimely deaths of numerous Black individuals.
- First, Mizzou Football student-athletes organized a march from Mizzou's columns to the Boone County Courthouse in June. Many notable Mizzou head coaches and Mizzou Athletics staffers joined the student-athletes during this event. Following the

**MIZZOU ON 2020 WATCH LISTS**

- Bednarik Award (top defensive player) - Junior LB Nick Bolton
- Doak Walker Award (top RB) - Larry Rountree III
- Butkus Award (top LB) – Junior LB Nick Bolton
- Bronko Nagurski Trophy (top defensive player) – Junior LB Nick Bolton, Senior DT Kobie Whiteside
- Outland Trophy (top interior lineman) – Senior DT Kobie Whiteside
- Homung Award (most versatile) – Junior RB Tyler Badie
- Mackey Award (top TE) – Junior TE Daniel Parker, Jr.
- Wuerffel Trophy – (community service) – Senior DT Kobie Whiteside

**MIZZOU IN THE NFL**

Beau Brinkley	Tennessee Titans	LS
Chase Daniel	Detroit Lions	QB
Yasir Durant	Kansas City Chiefs	OL
Jordan Elliott	Cleveland Browns	DL
Blaine Gabbert	Tampa Bay Buccaneers	QB
Markus Golden	Arizona Cardinals	LB
Charles Harris	Atlanta Falcons	DE
Drew Lock	Denver Broncos	QB
Connor McGovern	New York Jets	OL
Mitch Morse	Buffalo Bills	OL
Albert Okwuegbunam	Denver Broncos	TE
Sheldon Richardson	Cleveland Browns	DL
Aldon Smith	Dallas Cowboys	DL

**SERIES vs. VANDERBILT**

**MIZZOU LEADS, 7-4-1\***

- 1895 — Missouri, 16-0 at Columbia
- 1896 — Missouri, 26-6 at St. Louis
- 1957 — Tie, 7-7 at Columbia
- 1958 — Vanderbilt, 12-8 at Columbia

**as part of SEC (Mizzou leads, 5-3)\***

- 2012 — Vanderbilt, 19-15 at Columbia
- 2013 — Missouri, 51-28 at Nashville
- 2014 — Missouri, 24-14 at Columbia
- 2015 — Vanderbilt, 10-3 at Nashville
- 2016 — & Missouri, 26-17 at Columbia
- 2017 — Missouri, 45-17 at Nashville
- 2018 — Missouri, 33-28 at Columbia
- 2019 — Vanderbilt, 21-14 at Nashville

\* Mizzou victory later vacated due to NCAA action

**MIZZOU GRADUATES**

- WR Keke Chism**
- WR Damon Hazleton**
- OL Mike Maietti**
- P Grant McKinniss**
- DL Markell Utsey**
- WR Micah Wilson**



## OFF THE FIELD NOTES

march to the courthouse, more than 60 student-athletes registered to vote.

- Next, Mizzou Football participated in a march from the columns to Memorial Stadium in September. The march was organized by the newly-formed Black Student-Athletes Association (BSAA), and kicked off the organization new movement, named #Mizzou4Change. The group's focus is to begin the conversation on social justice, and how to create a better world for everyone moving forward. Representatives from every Mizzou Athletics sport was in attendance for this march.

## WHITESIDE NAMED TO THE WUERFFEL TROPHY WATCH LIST

- Mizzou senior DT **Kobie Whiteside** was named to the watch list for The Wuerffel Trophy in July, which recognizes college football's top community servant. Whiteside is one of 114 players from college football's Football Bowl Subdivision (FBS) to be named to the watch list. The number is a record for the award since it first began releasing a watch list in 2015.
- The Wuerffel Trophy, known as "College Football's Premier Award for Community Service," is presented each February in Fort Walton Beach. Named after 1996 Heisman Trophy winning quarterback from the University of Florida, Danny Wuerffel, the Wuerffel Trophy exists to honor college football players who serve others, celebrate their positive impact on society, and inspire greater service in the world.

## MIZZOU ARENA SERVED AS POLLING LOCATION IN 2020 ELECTION

- Mizzou Athletics and the Boone County Clerk's office teamed together to make Mizzou Arena a polling location for the 2020 Election on November 3. It was one of the largest voting centers in the state of Missouri, as any registered voter in Boone County was able to vote at the home of the Tigers.
- As part of the SEC Council on Racial Equity and Social Justice, which includes men's basketball head coach **Cuonzo Martin** and five Tiger student-athletes, Mizzou is helping launch and implement the league's new Voter Education Participation Program. Through the initiative, Mizzou Athletics is assisting its student-athletes in the voter registration process and providing educational sessions and resources from community experts for student-athletes, coaches and staff.
- Mizzou Athletics worked in conjunction with Boone County to set up Mizzou Arena as a 2020 polling location and help ensure that registered voters can easily and conveniently participate in this essential part of the nation's democratic process.

## MIZZOU ATHLETICS ACHIEVES RECORD-BREAKING SUCCESS IN THE CLASSROOM

- Amid the challenges of a global pandemic, Mizzou Athletics completed its most successful semester in school history, as its 490 student-athletes recorded a program-best 3.44 grade-point-average (GPA). The accomplishments by Mizzou's student-athletes far exceeds the previous high of 3.15, which was recorded during the 2019 fall semester.
- The 2020 spring term marks the sixth-consecutive semester Mizzou student-athletes have produced an overall GPA of 3.00 or higher and it is the fifth-consecutive term Mizzou has posted a program-best mark for that semester.
- In addition to the record-breaking GPA mark, Mizzou also broke program records in student-athletes to record a 4.0 GPA (90) and student-athletes named to the Dean's List (207). A remarkable 81 percent of Mizzou student-

athletes earned a 3.00 GPA or higher, while 18 of 19 varsity sports recorded their best semester team GPA on record.

- In mid-March, all Mizzou students were forced to vacate campus and transition to online classes for the remainder of the semester. With assistance from the hard-working Mizzou Made staff, Mizzou student-athletes faced the challenges of online learning, access to technology, remote tutoring, and many other issues, head-on and achieved unprecedented success.
- Over the 2019-20 academic year, Mizzou placed 86 student-athletes on the 2019 SEC Fall Academic Honor Roll, 43 on the SEC Winter Academic Honor Roll, 96 on the Spring Academic Honor Roll and 82 on the First-Year Academic Honor Roll. Between December and May graduation ceremonies, 91 current and former Mizzou student-athletes earned degrees from the University of Missouri.

## MIZZOU ATHLETICS AS A WHOLE

- Mizzou Athletics has built and established a distinct culture under the leadership of Athletics Director **Jim Sterk**. His Win It Right vision for Mizzou Athletics is built upon the core values of Respect, Integrity, Gratitude, Humility and Together, and his first four years have produced unprecedented academic and athletic achievements for the Tigers. Here is a look at the highlights from the 2019-20 athletic season:
- Mizzou student-athletes set grade-point average records for both the Fall 2019 (3.15) and Spring 2020 (3.44) semesters with the Spring mark ranking as a school-record for any one term. Mizzou also set new standards for Dean's List honorees (207) and 4.0s (90) during the spring semester.
- Five Mizzou teams led the Southeastern Conference in 2019 Graduation Success Rate (GSR) scores—Baseball (95), Men's Golf (100), Women's Golf (100), Women's Swimming & Diving (100) and Women's Tennis (100).
- Mizzou Women's Basketball, Women's Tennis and Women's Cross Country received 2018-19 NCAA Public Recognition Awards for their Academic Progress Rates (APR), as 16 of Mizzou's 18 programs in which APR is tracked either equaled or improved their multi-year score year over year.
- Eight Mizzou squads were ranked at one point during their respective 2019-20 season and five ended their year ranked among the nation's Top 25 in Men's Swimming & Diving (No. 7), Women's Gymnastics (No. 14), Women's Swimming & Diving (No. 20), Softball (No. 15/No. 25) and Wrestling (No. 23).
- Mizzou Wrestling claimed its ninth-straight conference tournament title and eighth-straight MAC Tournament championship. MU also won the MAC regular-season crown for the seventh time in eight years.
- Mizzou Football moved into the \$98M South End Zone Facility ahead of the 2019 season.
- Elijah Drinkwitz** was introduced as Mizzou's 33rd Head Football Coach on Dec. 10, 2019, and then-Interim Head Volleyball Coach **Josh Taylor** had the interim tag removed, Nov. 14, 2019.



**DRINKWITZ ERA TRENDS**

<b>DRINKWITZ ERA</b>	<b>RECORD</b>
Home	2-1
Road	1-2
Neutral	0-0
Natural Grass	1-2
Artificial Surface	2-1
Day Games	2-1
Night Games	1-2
Televised Games	3-3
Vs. AP Ranked Opponents	1-3
August	0-0
September	0-1
October	2-2
November	1-0
December	0-0
Leading at Halftime	2-0
Trailing at Halftime	0-3
Tied at Halftime	1-0
Scoring First	3-1
Opponent Scoring First	0-3
Score < 20 Points	1-3
Score > 20 Points	2-0
Score 30+ Points	1-0
Score 40+ Points	1-0
Opponent Scores < 20 Points	2-0
Opponent Scores > 20 Points	1-0
Opponent Scores 30+ Points	1-2
Opponent Scores 40+ Points	1-1
Gain < 20 First Downs	1-2
Gain 20+ First Downs	2-1
Opponent Gains < 20 First Downs	2-0
Opponent Gains 20+ First Downs	1-3
More Rushing Yards Than Opponent	2-0
Fewer Rushing Yards Than Opponent	1-3
Rush < 100 Yards	1-2
Rush For 100+ Yards	2-1
Opponent Rushes For < 100 Yards	2-0
Opponent Rushes For 100+ Yards	1-3
More Passing Yards Than Opponent	2-1
Fewer Passing Yards Than Opponent	1-2
Pass For < 200 Yards	0-0
Pass For 200+ Yards	3-3
Opponent Passes For < 200 Yards	2-1
Opponent Passes For 200+ Yards	1-2
More Total Yards Than Opponent	3-0
Fewer Total Yards Than Opponent	0-3
Gain < 300 Total Yards	0-1
Gain 300+ Total Yards	3-2
Opponent Gains < 300 Total Yards	2-0
Opponent Gains 300+ Total Yards	1-3
Commit No Turnovers	1-1
Commit < 3 Turnovers	1-3
Commit 3+ Turnovers	1-0
Force < 3 Turnovers	1-3
Force 3+ Turnovers	0-0
Commit < 6 Penalties	0-1
Commit 6+ Penalties	3-2
3rd Down % < 25	0-1
3rd Down % 25-49	0-1
3rd Down % 50+	3-1
Opponent 3rd Down % < 25	2-0
Opponent 3rd Down % 25-49	1-2
Opponent 3rd Down % 50+	0-1
Trail Time of Possession	1-3
Lead Time of Possession	2-0



**ELIAH DRINKWITZ**

A winner at every stage of his coaching career, Eliah Drinkwitz – considered one of college football's top offensive minds – has been named the 33rd head football coach at the University of Missouri in December of 2019. Drinkwitz takes over at Mizzou following an impressive 2019 season at Appalachian State, where he led the 20th-ranked Mountaineers to a 12-1 record and a Sun Belt Conference championship.

Drinkwitz's offensive acumen has been a key element in his teams winning five conference championships while compiling a perfect 8-0 bowl game record in 10 seasons at the FBS level. The combined record of his teams from 2010-19 is 98-35 overall (73.7%), including a 57-23 conference mark (71.3%).

The 2019 season saw Drinkwitz turn in one of the most impressive FBS head coaching debut seasons ever. His Mountaineers set a Sun Belt record with their 12 wins, and also set the mark for the best regular season in conference history (11-1). They claimed the Sun Belt championship with a 45-38 win against Louisiana on Dec. 7.

The 2019 season saw App State become the first-ever Sun Belt program to earn a Top 20 ranking in the Associated Press poll, while also becoming the first team in league history to receive an in-season ranking in the College Football Playoff poll. Drinkwitz's team also made history in 2019 with a pair of Power 5 road wins (at bowl-eligible North Carolina, and later at South Carolina) – making them the first-ever Sun Belt team to register two Power 5 wins in a season. In all, the Mountaineers claimed an FBS-best six road wins this season en route to becoming the first-ever 12-win team among North Carolina's FBS members.

For his efforts, Drinkwitz was named a finalist for the 2019 Eddie Robinson Award, a prestigious award which goes annually to the nation's top coach. He was also named the North Carolina Coach of the Year by the North State Journal in December.

App State proved to be one of the nation's most balanced teams in 2019, thanks in large part to an efficient offense that ranked ninth nationally in scoring (39.4 points per game), coupled with a stingy defense that ranked 22nd nationally in points allowed (20.2 ppg). The Mountaineers also excelled in the critical turnover category, ranking eighth nationally in 2019 with a plus-12 turnover margin. App State junior RB Darrynton Evans was named the Sun Belt Offensive Player of the Year, after rushing for 1,323 yards and 17 touchdowns.

Prior to App State, Drinkwitz spent three years as offensive coordinator and quarterbacks coach for record-setting North Carolina State teams (2016-18), after excelling in a similar role at Boise State for two years (2014-15), where the Broncos won the Mountain West title in 2014 and finished 12-2 and ranked 16th nationally. In 2015, Drinkwitz was promoted to offensive coordinator and quarterbacks coach, and he helped the Bronco offense rank in the top 15 nationally in points (39.1) and yards (501.3) per game.

In his five seasons as an offensive coordinator, Drinkwitz has produced five 1,000-yard rushers, four 3,000-yard passers and four 1,000-yard receivers. Three of those years (2015, 2017, 2018) his offenses produced at least one in each category.

Before Boise, Drinkwitz was a key figure in back-to-back Sun Belt championships in 2012-13 as running backs coach and co-offensive coordinator at Arkansas State. He got his first taste at the FBS level in the Southeastern Conference, as he served as a quality control assistant at Auburn for the 2010-11 seasons. The Tigers won the SEC in 2010, and went on to the BCS Championship that season with a perfect 14-0 record.

Following a 7-6 debut season in 2016 at N.C. State, Drinkwitz helped the Wolfpack to consecutive nine-win seasons (2017-18) for the first time since 1991-92. With an average of 35.6 points per game under his direction in 2018, N.C. State had a 1,000-yard rusher for the third-straight year, two 1,000-yard receivers and a quarterback with nearly 4,000 passing yards. The Wolfpack made a steady rise from 63rd nationally in total offense in his first season in 2016 to 25th in 2017 and 16th in 2018. He was a Broyles Award nominee as one of the nation's top assistant coaches in his final year with the Wolfpack.

The Wolfpack offense had six players selected in the 2018 and 2019 NFL Drafts combined, including record-setting QB Ryan Finley, who was a fourth round selection in 2019 by the Cincinnati Bengals.

Drinkwitz, 37, graduated magna cum laude and was the student body president at Arkansas Tech before beginning his coaching career at the prep level in his hometown of Alma, Ark., in 2005. He and his wife, Lindsey, have four daughters: Addison, Emerson, Ella and Parker Lynn.

**DRINKWITZ YEAR-BY-YEAR**

<b>YEAR</b>	<b>TEAM</b>	<b>OVERALL</b>	<b>CONF</b>	<b>POST</b>
2019	App. State	12-1	7-1	-
2020	Mizzou	3-3	3-3	-
<b>Total</b>		<b>15-4</b>	<b>10-4</b>	
		<b>.789</b>	<b>.714</b>	

**DRINKWITZ FILE**

Born \_\_\_\_\_ April 12, 1983  
 Hometown \_\_\_\_\_ Alma, Ark.  
 Alma Mater \_\_\_\_\_ Arkansas Tech, 2004 (B.S., education)  
 Family \_\_\_\_\_ Wife, Lindsey (Sivils)  
 \_\_\_\_\_ Daughters Addison, Emerson, Ella, Parker Lynn  
 Twitter \_\_\_\_\_ @CoachDrinkwitz

**AS A COACH**

2020 \_\_\_\_\_ Head Coach, Mizzou  
 2019 \_\_\_\_\_ Head Coach, Appalachian State  
 2016-18 \_\_\_\_\_ Offensive Coordinator/QBs, NC State  
 2015 \_\_\_\_\_ Offensive Coordinator/QBs, Boise State  
 2014 \_\_\_\_\_ Tight Ends, Boise State  
 2013 \_\_\_\_\_ Co-Offensive Coordinator/RBs, Arkansas State  
 2012 \_\_\_\_\_ Running Backs, Arkansas State  
 2010-11 \_\_\_\_\_ Quality Control Assistant, Auburn  
 2006-09 \_\_\_\_\_ Offensive Coordinator, Springdale HS (Ark.)  
 2005 \_\_\_\_\_ Assistant, Alma HS (Ark.)

**COACHING STAFF**

<b>POSITION</b>	<b>NAME (YEAR AT MIZZOU)</b>
Head Coach (OC)	Eliah Drinkwitz (1 <sup>st</sup> )
	Arkansas Tech, 2004
Defensive Coordinator / Safeties	Ryan Walters (6 <sup>th</sup> )
	Colorado, 2008
Special Teams Coordinator	Erik Link (1 <sup>st</sup> )
	Drake, 2003
Defensive Line	Brick Haley (4 <sup>th</sup> )
	Alabama A&M, 1988
Wide Receivers / Quarterbacks	Bush Hadman (1 <sup>st</sup> )
	Boise State, 2008
Tight Ends / Recruiting Coordinator	Casey Woods (1 <sup>st</sup> )
	Tennessee, 2006
Defensive Backs	Charlie Harbison (1 <sup>st</sup> )
	Gardner-Webb, 1982
Defensive Backs	David Gibbs (2 <sup>nd</sup> )
	Colorado, 1990
Offensive Line	Marcus Johnson (1 <sup>st</sup> )
	Ole Miss, 2004
Linebackers	D.J. Smith (1 <sup>st</sup> )
	Appalachian State, 2010
Running Backs	Curtis Luper (1 <sup>st</sup> )
	Stephen F. Austin, 1996

QUARTERBACKS



**#8 CONNOR BAZALAK**  
 RS FR ■ 6-3 ■ 220  
 Dayton, Ohio | Archbishop Alter HS

**LAST TIME OUT**  
 21-of-33 | 203 yards | 1 TD | 1 INT  
 at South Carolina (11/21)

Had career game in win over No. 17/16 LSU (10/10/20), going 29-of-34 for 406 yards and 4 TDs, was named SEC Freshman of the Week in addition to numerous national weekly awards  
 Showed flashes at No. 21/20 Tennessee (10/13/20), going 13-of-21 for 218 yards  
 Went 7-of-14 for 68 yards vs. No. 2 Alabama (9/26/20) and scored a 4th quarter rushing TD

**CAREER HIGHS**  
**Attempts:** 40 at Florida (10/31/20) **Passing TDs:** 4 vs. LSU (10/10/20) **Rush Yds:** 40 vs. Kentucky (10/24/20)  
**Completions:** 29 vs. LSU (10/10/20) **Long:** 69 vs. LSU (10/10/20) **Rush TDs:** 1 vs. Alabama (9/26/20)  
**Passing Yds:** 406 vs. LSU (10/10/20) **Rush Attempts:** 10 vs. Kentucky (10/14/20) **Long:** 13 vs. Kentucky (10/24/20)



**#3 SHAWN ROBINSON**  
 RS JR ■ 6-2 ■ 220  
 Desoto, Texas | Desoto HS (TCU)

**LAST TIME OUT**  
 DNP  
 at South Carolina (11/21)

Went 19-of-25 (76%) vs. No. 2 Alabama (9/26/20), best comp. pct. of any Tiger QB in debut since 2000  
 Sat out 2019 season due to NCAA transfer rules after playing two seasons at TCU  
 In 2018, started 7 games, completing 124-of-204 passes (60.8%) for 1,334 yards and 9 TDs  
 Completed 24-of-40 passes for 308 yards and a TD against No. 3 Ohio State (9/15/18)

**CAREER HIGHS**  
**Attempts:** 45 vs. Texas Tech (10/11/18) **Passing TDs:** 3 vs. Southern U (9/1/18) **Rush Yds:** 84, at Texas Tech (11/18/17)  
**Completions:** 26 vs. Texas Tech (10/11/18) **Long:** 56 vs. Jackson State (9/2/17) **Rush TDs:** 2 vs. Southern U (9/1/18)  
**Passing Yds:** 308 vs. Ohio State (9/15/18) **Rush Attempts:** 13 vs. Iowa State (9/29/18) **Long:** 41 at Texas Tech (11/18/17)

RUNNING BACKS



**#1 TYLER BADIE**  
 JR ■ 5-9 ■ 200  
 Memphis, Tenn. | Briarcrest Christian HS

**LAST TIME OUT**  
 6 att | 23 yards | 4 catches | 54 yards  
 at South Carolina (11/21)

Hornung Award Watch List (most versatile)... 4 catches & season-high 54 yards at S. Carolina (11/21/20)  
 2 TDs (1 rush/1 rec) vs. No. 17/16 LSU (10/10/20)  
 Hauled in a 54-yard TD reception for a score vs. No. 2 Alabama (9/26/20)  
 Led Mizou in all-purpose yards (928) and receiving yards (356) as a sophomore in 2019

**CAREER HIGHS**  
**Rush Attempts:** 16, at Wyoming (8/31/19) **Long:** 49 vs. Ole Miss (10/12/19) **Receiving TDs:** 2 vs. Tennessee (11/23/19)  
**Rush Yds:** 73 vs. SEMO (9/14/19) **Catches:** 7 at Wyoming (8/31/19) **Long:** 74 at Kentucky (10/26/19)  
**Rush TDs:** 1, six times **Yards:** 82 at Kentucky (10/26/19)



**#34 LARRY ROUNTREE III**  
 SR ■ 5-10 ■ 210  
 Raleigh, N.C. | Millbrook HS

**LAST TIME OUT**  
 21 att | 58 yards | 1 TD  
 at South Carolina (11/21)

Doak Award Watch List and Preseason third-team All-SEC selection ... 2020 Team Captain  
 2 100-yard rushing games in 2020: 119 yards vs. LSU (10/10/20) & 126 yards vs. Kentucky (10/24/20)  
 Ranks 2nd on Mizou's all-time rushing list with 3,238 career yards & fourth with 31 career rushing TDs  
 Mizou's all-time leading rusher by RB, only trails QB Brad Smith ... Fastest Tiger to reach 2K (28 games)

**CAREER HIGHS**  
**Rush Attempts:** 37 vs. Kentucky (10/24/20) **Long:** 64 vs. Tennessee (11/11/17) **Receiving TDs:** NA  
**Rush Yds:** 204 vs. Oklahoma St. (12/31/18) **Catches:** 4 at Florida (11/3/18) **Long:** 25 vs. Texas (12/27/17)  
**Rush TDs:** 3, twice **Yards:** 37 vs. Texas (12/27/17)

WIDE RECEIVERS



**#11 BARRETT BANISTER**  
 RS JR ■ 6-0 ■ 200  
 Fayetteville, Ark. | Fayetteville HS

**LAST TIME OUT**  
 4 catches | 46 yards  
 at South Carolina (11/21)

4 catches, 46 yards at South Carolina (11/21/20) ... 4 catches and 52 yards vs. No. 17/16 LSU (10/10/20)  
 Became a dependable option in the passing game in 2019, catching 27 passes for 246 yards and one score  
 Posted career-bests in catches (6) and yards (60) against Arkansas (11/29/19)  
 Tied his first career TD grab, a three-yard strike, against West Virginia (9/7/19)

**CAREER HIGHS**  
**Catches:** 6 at Arkansas (11/29/19) **Long:** 30 vs. Oklahoma State (12/31/18) **Rush TDs:** NA  
**Yards:** 60 at Arkansas (11/29/19) **Rush Attempts:** NA **Long:** NA  
**TDs:** 1 vs. West Virginia (9/7/19) **Rush Yds:** NA




**#6 KEKE CHISM**  
 GR ■ 6-4 ■ 210  
 Daingerfield, Texas | Daingerfield HS (Angelo State)

**LAST TIME OUT**  
 6 catches | 57 yards  
 at South Carolina (11/21)

Caught season-high six passes for 57 yards at South Carolina (11/21/20)  
 5 catches and season-best 68 yards at No. 10/11 Florida (10/31/20)  
 Graduate transfer from Angelo State (D-II), was two-time Team Captain  
 Was 2019 first-team Lone Star Conference selection after posting 878 yards on 60 catches and 6 TDs

**CAREER HIGHS**  
**Catches:** 12 vs. Tarleton State (9/29/18) **Long:** 74 at T-AM-Kingsville (9/21/19) **Rush TDs:** NA  
**Yards:** 194 at T-AM-Kingsville (9/21/19) **Rush Attempts:** 1, twice **Long:** 8 at W. Texas A&M (10/19/19)  
**TDs:** 2, twice **Rush Yds:** 8 at W. Texas A&M (10/19/19)



**#86 TAUSKIE DOVE**  
 RS SO ■ 6-3 ■ 200  
 Denton, Texas | Ryan HS

**LAST TIME OUT**  
 2 catches | 25 yards | 1 TD  
 at South Carolina (11/21)

Scored a 20-yard TD on a jump ball in first quarter of win at South Carolina (11/21/20)  
 Career-best game vs. No. 17/16 LSU (10/10/20), recording 6 receptions for 83 yards and 1 TD  
 Played in 6 games in 2019, recording 2 catches for 48 yards  
 Hauled in a 37-yard rec. to convert a 3rd-and-10, led to the game's final score against Arkansas (11/29/19)

**CAREER HIGHS**  
**Catches:** 6 vs. LSU (10/10/20) **Long:** 58 vs. LSU (10/10/20) **Rush TDs:** NA  
**Yards:** 83 vs. LSU (10/10/20) **Rush Attempts:** NA **Long:** NA  
**TDs:** 1, twice **Rush Yds:** NA



**#7 DAMON HAZELTON**  
 GR ■ 6-3 ■ 215  
 Baltimore, Md. | Franklin HS (Virginia Tech)

**LAST TIME OUT**  
 0 catches  
 at South Carolina (11/21)

Grabbed season-best 6 catches for 51 yards vs. Kentucky (10/24/20)  
 Snagged 5 receptions for 34 yards in Mizou debut vs. No. 2 Alabama (9/26/20)  
 Graduate transfer was a two-time All-ACC performer at Virginia Tech  
 Caught 31 passes for 527 yards and 8 TDs in 2019, earning first-team All-ACC distinction (Phil Steele)

**CAREER HIGHS**  
**Catches:** 12, twice **Long:** 72, twice **Rush TDs:** NA  
**Yards:** 154 at Old Dominion (9/22/18) **Rush Attempts:** 1, twice **Long:** 4 vs. Georgia Tech (10/25/18)  
**TDs:** 2, twice **Rush Yds:** 4 vs. Georgia Tech (10/25/18)



**#9 JALEN KNOX**  
 JR ■ 6-0 ■ 196  
 Mansfield, Texas | Timberview HS

**LAST TIME OUT**  
 3 catches | 12 yards | 1 att | 3 yards  
 at South Carolina (11/21)

Matched his career-best with 5 catches and had 60 yards vs. Kentucky (10/24/20)  
 Recorded 5 catches for 56 yards and had a rushing TD vs. No. 17/16 LSU (10/10/20)  
 Tied career-high in receptions (5) and had 63 receiving yards vs. No. 2 Alabama (9/26/20)  
 Played in all 12 games with five starts in 2019, posting 19 catches for 307 yards and 1 TD

**CAREER HIGHS**  
**Catches:** 5, five times **Long:** 59 at Purdue (9/15/18) **Rush TDs:** 1 vs. LSU (10/10/20)  
**Yards:** 110, at Purdue (9/15/18) **Rush Attempts:** 3 vs. LSU (10/10/20) **Long:** 32 at Florida (10/31/20)  
**TDs:** 1, 4 times **Rush Yds:** 32 at Florida (10/31/20)



**#31 D'IONTE 'BOO' SMITH**  
 JR ■ 6-0 ■ 155  
 Kansas City, Mo. | Raytown HS (Coffeyville CC)

**LAST TIME OUT**  
 DNP  
 at South Carolina (11/21)

Breakout game vs. No. 17/16 LSU (10/10/20), posting 6 catches for 54 yards  
 Joined Mizou as a walk-on after previously playing at Coffeyville CC (Kan.)  
 Closed his prep career at Raytown High School in 2016, after totaling 38 catches and averaging 10.8 receiving yards in his senior year

**CAREER HIGHS**  
**Catches:** 6 vs. LSU (10/10/20) **Long:** 17 vs. LSU (10/10/20) **Rush TDs:** NA  
**Yards:** 54 vs. LSU (10/10/20) **Rush Attempts:** NA **Long:** NA  
**TDs:** NA **Rush Yds:** NA

TIGHT ENDS



**#48 NIKO HEA**  
 SO ■ 6-5 ■ 250  
 St. Louis, Mo. | Christian Brothers HS

**LAST TIME OUT**  
 0 catches  
 at South Carolina (11/21)

Set career-highs in receptions (4) and yards (31) vs. Kentucky (10/24/20)  
 First career TD grab vs. No. 17/16 LSU (10/10/20) which proved to be the game-winner  
 1 catch for 9 yards vs. No. 2 Alabama (9/26/20)  
 Played in 10 games as a true freshman, recording 3 catches for 30 yards

**CAREER HIGHS**  
**Catches:** 4 vs. Kentucky (10/24/20) **TDs:** 1 vs. LSU (10/10/20)  
**Yards:** 31 vs. Kentucky (10/24/20) **Long:** 16 vs. Tennessee (11/23/19)




**#82 DANIEL PARKER, JR.**  
 JR ■ 6-4 ■ 245  
 Kansas City, Mo. | Blue Springs HS

**LAST TIME OUT**  
 DNP  
 at South Carolina (11/21)

Mackey Award Watch List selection who posted 15 catches for 140 yards in 12 games (7 starts) in 2019  
 Posted career-bests in catches (4) and yards (46) against South Carolina (9/21/19)  
 2018 Freshman All-SEC Team after he converted from defensive end to tight end in the middle of training camp to help out at a position group hit with injuries

**CAREER HIGHS**  
**Catches:** 4, twice **TDs:** 1 vs. Vanderbilt (11/10/18)  
**Yards:** 46 vs. South Carolina (9/21/19) **Long:** 20 vs. Vanderbilt (11/10/18)

OFFENSIVE LINEMEN



**#79 LARRY BOROM**  
 RS JR ■ 6-6 ■ 332  
 Detroit, Mich. | Brother Rice HS

**BORE-umm**

Has started at RT in 4 games in 2020  
 Started 11 of 12 games in 2019, playing at both tackle and guard  
 Pinned down the starting RT role for the last half of the season after starting the year at LG  
 Played in all 13 games as a redshirt freshman in 2018, seeing time on special teams and along the OL



**#59 CASE COOK**  
 RS JR ■ 6-5 ■ 300  
 Carrollton, Ga. | Carrollton HS


2020 Team Captain ... Has started at RG in all 6 games to open 2020 season and 16 straight games  
 Named SEC Offensive Lineman of the Week after helping Mizou rush for 238 yards vs. UK (10/24/20)  
 Played in all 12 games (10 starts) in 2019 ... 2019 OL group allowed just 6.08 TFL and 2.25 sacks per game  
 His brother, Cole, is an MU Offensive Quality Control/Analyst and played for Coach Drinkwitz at NC State



**#72 XAVIER DELGADO**  
 RS SO ■ 6-5 ■ 320  
 Glendale, Ariz. | Deer Valley HS

**ZAY-vee-ur**

Started 4 games at LG before playing in a reserve role against No. 10/11 Florida due to leg injury  
 Made first career start (LG) vs. No. 2 Alabama (9/26/20)  
 Played in all 12 games as a redshirt freshman in 2019, seeing action on the FG protection unit



**#64 BOBBY LAWRENCE**  
 RS SO ■ 6-8 ■ 320  
 St. Joseph, Mo. | Central HS

Started at LT vs. Tennessee (10/3/20) and LSU (10/10/20)  
 Played in 4 games during redshirt freshman season, including one start at RT against SEMO (9/14/19)  
 Also played against West Virginia (9/7), Troy (10/5) and at Kentucky (10/26)



**#55 MICHAEL MAIETTI**  
 GR ■ 6-1 ■ 291  
 West Orange, N.J. | Don Bosco HS (Rutgers)

**MY-eddy**

Rimington Trophy Watch List selection  
 Graduate transfer who was a 3-year starter at C for Rutgers  
 Has started 39 consecutive games at C dating back to 2017 ... Played 744 snaps in 2019  
 Named to the Academic All-Big Ten list three times (2017-19)



**#51 ZEKE POWELL**  
 JR ■ 6-5 ■ 295  
 Georgiana, Ala. | Georgiana HS (Coffeyville CC)

Has made 4 starts at LT in 2020: vs. No. 2 Alabama (9/26/20), vs. Kentucky (10/24/20), at No. 10/11 Florida (10/31/20) and at South Carolina (11/21/20)  
 Joins Mizou from Coffeyville (Kan.) CC with two years of eligibility remaining  
 A three-star prospect coming out of junior college according to 247Sports.com and Rivals.com



DEFENSIVE ENDS



**#97 AKIAL BYERS**

SR ■ 6-4 ■ 305  
Fayetteville, Ark. | Fayetteville HS

**LAST TIME OUT**  
5 tackles | 1.5 TFL  
at South Carolina (11/21)

uh-KEE-ull

Made a career-high 1.5 TFL with 5 tackles at South Carolina (11/21/20)  
Made start vs. Kentucky (10/24/20) and had 2 tackles and 0.5 TFL  
Played in all 12 games in 2019, recording 18 tackles (9 solo) with 3.0 TFL and 1.0 sack  
Added 3 QBH, 1 FF and 1 FR during junior season ... Earned at least 1 tackle in 10 of 12 games in 2019

**CAREER HIGHS**

**Tackles:** 6 at Florida (11/3/18) **Sacks:** NA **Fumble Rec:** NA  
**TFL:** 1.5 at South Carolina (11/21/20) **Sack Yards:** NA **PD:** NA  
**TFL Yards:** 3, twice **Forced Fumble:** NA **INT:** NA



**#99 ISAIAH MCGUIRE**

SO ■ 6-5 ■ 280  
Tulsa, Okla. | Union HS

**LAST TIME OUT**  
5 tackles | 1.0 TFL  
at South Carolina (11/21)

Career-high 5 tackles and 1.0 TFL at South Carolina (11/21/20)  
4 tackles at No. 10/11 Florida (10/31/20) ... 3 tackles vs. No. 17/16 LSU (10/10/20)  
Made first career start at No. 21/20 Tennessee (10/3/20), recording 3 tackles and first career sack  
Played in 6 games as a true freshman in 2019 ... Made 4 tackles against Troy (10/5/19)

**CAREER HIGHS**

**Tackles:** 5 at South Carolina (11/21/20) **Sacks:** 1.0 at Tennessee (10/3/20) **Fumble Rec:** NA  
**TFL:** 1.0, twice **Sack Yards:** 10 at Tennessee (10/3/20) **PD:** NA  
**TFL Yards:** 10 at Tennessee (10/3/20) **Forced Fumble:** NA **INT:** NA



**#0 TRE WILLIAMS**

RS SR ■ 6-5 ■ 260  
Columbia, Mo. | Rock Bridge HS

**LAST TIME OUT**  
4 tackles | 0.5 TFL  
at South Carolina (11/21)

Had 3 tackles, a strip-sack and his first career forced fumble vs. No. 2 Alabama (9/26/20)  
Played in 11 games and made 8 starts in 2019, tallying 24 tackles with 3.0 TFL and a sack  
Tallied a career-high 4 tackles at No. 4 Georgia (11/9/19)  
Was named to the 2017 SEC All-Freshman Team after 20 tackles, 4.0 TFL and 3.0 sacks

**CAREER HIGHS**

**Tackles:** 4, four times **Sacks:** 2.0 vs. Tennessee (11/11/17) **Fumble Rec:** NA  
**TFL:** 2.0, three times **Sack Yards:** 13 at Florida (11/3/18) **PD:** NA  
**TFL Yards:** 14 at Florida (11/3/18) **Forced Fumble:** 1 vs. Alabama (9/26/20) **INT:** NA



**#6 DARIUS ROBINSON**

SO ■ 6-6 ■ 295  
Canton, Mich. | Canton HS

**LAST TIME OUT**  
3 tackles | 1 QBH  
at South Carolina (11/21)

Made first career start and had career-high 3 tackles at South Carolina (11/21/20)  
Played in 5 games as a true freshman in 2019  
Made lone tackle of the season at No. 4 Georgia (11/9/19)

**CAREER HIGHS**

**Tackles:** 3 at South Carolina (11/21/20) **Sacks:** NA **Fumble Rec:** NA  
**TFL:** NA **Sack Yards:** NA **PD:** NA  
**TFL Yards:** NA **Forced Fumble:** NA **INT:** NA

DEFENSIVE TACKLES



**#33 CHAD BAILEY**

RS SO ■ 6-0 ■ 230  
Missouri City, Texas | Ridge Point HS

**LAST TIME OUT**  
0 tackles  
at South Carolina (11/21)

Made first career tackle at No. 21/20 Tennessee (10/3/20)  
Played in 6 games as a redshirt freshman in 2019, seeing time at LB and on special teams

**CAREER HIGHS**

**Tackles:** 1 at Tennessee (10/3/20) **Sacks:** NA **Fumble Rec:** NA  
**TFL:** NA **Sack Yards:** NA **PD:** NA  
**TFL Yards:** NA **Forced Fumble:** NA **INT:** NA



**#11 DEVIN NICHOLSON**

SO ■ 6-3 ■ 230  
Detroit, Mich. | Cass Tech HS

**LAST TIME OUT**  
5 tackles | 0.5 sacks | 0.5 TFL | 1 INT | 1 QBH  
at South Carolina (11/21)

5 tackles, 0.5 sacks and game-sealing INT at South Carolina (11/21/20)  
Career-high 13 tackles at No. 10/11 Florida (10/31/20) ... 7 tackles and a sack vs. No. 17/16 LSU (10/10/20)  
Made a career-high 10 tackles and had 0.5 TFL vs. No. 2 Alabama (9/26/20)  
Played in 7 games, started the final 5 in 2019 ... Posted 24 tackles (10 solo) with 1.0 TFL and a FF

**CAREER HIGHS**

**Tackles:** 13 at Florida (10/31/20) **Sacks:** 1.0 vs. LSU (10/10/20) **Fumble Rec:** NA  
**TFL:** 1.0, twice **Sack Yards:** 7 vs. LSU (10/10/20) **PD:** NA  
**TFL Yards:** 7 vs. LSU (10/10/20) **Forced Fumble:** 1 vs. Tennessee (11/23/19) **INT:** 1 at South Carolina (11/21/20)

LINEBACKERS



**#24 ISH BURDINE**


RS FR ■ 6-1 ■ 190  
Slidell, La. | Slidell HS

**LAST TIME OUT**  
DNP  
at South Carolina (11/21)

Made 1 tackle vs. Kentucky (10/24/20) ... Had 1 tackle and 2 PD vs. No. 17/16 LSU (10/10/20)  
Made 1 tackle and had 1 PD at No. 21/20 Tennessee (10/3/20)  
Made debut against Arkansas (11/29/19) and made 1 tackle  
Out of high school, was ranked as a four-star recruit by both *ESPN* and *247Sports.com*

**CAREER HIGHS**

**Tackles:** 1, 5 times **Forced Fumble:** NA **PD:** 2 vs. LSU (10/10/20)  
**TFL:** NA **Fumble Rec:** NA **INT:** NA  
**TFL Yards:** NA



**#14 ADAM SPARKS**

SR ■ 6-0 ■ 175  
Baton Rouge, La. | Dutchtown HS

**LAST TIME OUT**  
DNP  
at South Carolina (11/21)

Made 5 tackles and had 1 PD vs. No. 17/16 LSU (10/10/20)  
Inserted into starting lineup at No. 21/20 Tennessee (10/3/20), had 2 tackles and 1 PD  
Played in 11 games in 2019, posting 17 tackles (14 solo) with 2.5 TFL, 1 PD and 1 FF  
Made a season-high 6 tackles (5 solo) against Tennessee (11/23/19)

**CAREER HIGHS**

**Tackles:** 11 at Purdue (9/15/18) **Forced Fumble:** 1 vs. Troy (10/5/19) **PD:** 2 at Connecticut (10/28/17)  
**TFL:** 2.5 vs. West Virginia (9/7/19) **Fumble Rec:** NA **INT:** 1, three times  
**TFL Yards:** 5 vs. Wyoming (9/8/18)

CORNERBACKS



**#18 TRAJAN JEFFCOAT**

RS SO ■ 6-3 ■ 265  
Columbia, S.C. | Irmo HS

**LAST TIME OUT**  
DNP  
at South Carolina (11/21)

TRAY-jun

Recorded 1 sack, 3 tackles and 4 QBH vs. No. 17/16 LSU (10/10/20)  
Matched career-highs with 3 tackles and 1 sack in first career start at No. 21/20 Tennessee (10/3/20)  
Career-high 3 tackles and 1 sack in return to team vs. No. 2 Alabama (9/26/20)  
Saw action in 13 games as a true freshman in 2018, making 7 tackles, 1 sack and 3 QBH

**CAREER HIGHS**

**Tackles:** 3, 3 times **Sacks:** 1.0, 4 times **Fumble Rec:** NA  
**TFL:** 1.0, 4 times **Sack Yards:** 10 vs. Alabama (9/26/20) **PD:** NA  
**TFL Yards:** 10 vs. Alabama (9/26/20) **Forced Fumble:** NA **INT:** NA



**#39 CHRIST TURNER**

SR ■ 6-4 ■ 270  
Hammond, La. | Hammond HS

**LAST TIME OUT**  
1 tackle  
at South Carolina (11/21)

Has made 27 starts at DE over the last 3 seasons  
Finished 2019 with 22 total tackles (14 solo) with 2.0 TFL, both sacks  
Posted a career-high 5 tackles at Vanderbilt (10/19/19)  
Has 51 career total tackles, 4.5 sacks and 6.5 TFL

**CAREER HIGHS**

**Tackles:** 5 at Vanderbilt (10/19/19) **Sacks:** 1.0, four times **Fumble Rec:** NA  
**TFL:** 1.0, four times **Sack Yards:** 7, twice **PD:** NA  
**TFL Yards:** 7, twice **Forced Fumble:** NA **INT:** NA



**#96 CANNON YORK**

RS SO ■ 6-3 ■ 235  
Lebanon, Mo. | Lebanon HS

**LAST TIME OUT**  
1 tackle  
at South Carolina (11/21)

1 tackle in each of the last 2 games; at No. 10/11 Florida (10/31/20), at South Carolina (11/21/20)  
Saw action in 1 game in 2019, vs. SEMO (9/14/19)

**CAREER HIGHS**

**Tackles:** 1, twice **Sacks:** NA **Fumble Rec:** NA  
**TFL:** NA **Sack Yards:** NA **PD:** NA  
**TFL Yards:** NA **Forced Fumble:** NA **INT:** NA



**#90 MARKELL UTSEY**

RS SR ■ 6-4 ■ 295  
Little Rock, Ark. | Parkview HS

**LAST TIME OUT**  
DNP  
at South Carolina (11/21)

ut-SEE

Career-high 4 tackles and 1.0 TFL vs. No. 17/16 LSU (10/10/20)  
3 tackles at No. 21/20 Tennessee (10/3/20) ... 3 tackles vs. No. 2 Alabama (9/26/20)  
Played in all 12 games in 2019, recording 9 tackles with 1.0 TFL  
Posted 2 tackles at Kentucky (10/26/19) and forced a fumble

**CAREER HIGHS**

**Tackles:** 4, vs. LSU (10/10/20) **Sacks:** 1.0 at Kentucky (10/7/17) **Fumble Rec:** NA  
**TFL:** 1.0, 4 times **Sack Yards:** 6 at Kentucky (10/7/17) **PD:** NA  
**TFL Yards:** 6 at Kentucky (10/7/17) **Forced Fumble:** 1 at Kentucky (10/26/19) **INT:** NA



**#32 NICK BOLTON**

JR ■ 6-0 ■ 232  
Frisco, Texas | Lone Star HS

**LAST TIME OUT**  
14 tackles | 2.0 TFL  
at South Carolina (11/21)

14 tackles & 2.0 TFL at South Carolina (11/21/20), 4th game of 2020 & 9th career game with 10+ tackles  
Played every snap (36) vs. Kentucky (10/24/20) and had 7 tackles with 1.0 sack, was named SEC DPOYTW  
Had 11 tackles and 3 PD vs. No. 17/16 LSU (10/10/20), was named Nagurski Trophy National POTW  
Had 17 tackles at No. 21/20 Tennessee (10/3/20), the most by a Tiger since 2008 (Weatherspoon - 20)

**CAREER HIGHS**

**Tackles:** 17 at Tennessee (10/3/20) **Sacks:** 1.0, twice **Fumble Rec:** 1 vs. Alabama (9/26/20)  
**TFL:** 3.0 at Vanderbilt (10/19/19) **Sack Yards:** 9 at Georgia (11/9/19) **PD:** 3 vs. LSU (10/10/20)  
**TFL Yards:** 11 at Georgia (11/9/19) **Forced Fumble:** NA **INT:** 2 vs. West Virginia (9/7/19)



**#40 CAMERON WILKINS**

JR ■ 6-2 ■ 235  
Del Valle, Texas | Del Valle HS

**LAST TIME OUT**  
DNP  
at South Carolina (11/21)

Had 4 tackles at No. 21/20 Tennessee (10/3/20)  
Made 3 tackles and had 1.0 TFL vs. No. 2 Alabama (9/26/20)  
Played in 10 games as a true sophomore in 2019, including 2 starts  
Finished 2019 with 33 tackles, 4.0 TFL, 1 sack and 1 INT

**CAREER HIGHS**

**Tackles:** 8 at Vanderbilt (10/19/19) **Sacks:** 0.5 at Vanderbilt (10/19/19) **Fumble Rec:** NA  
**TFL:** 2.0 vs. SEMO (9/14/19) **Sack Yards:** 2 at Vanderbilt (10/19/19) **PD:** NA  
**TFL Yards:** 2, 3 times **Forced Fumble:** NA **INT:** 1 at Vanderbilt (10/19/19)



**#2 ENNIS RAKESTRAW, JR.**

FR ■ 6-0 ■ 170  
Duncanville, Texas | Duncanville HS

**LAST TIME OUT**  
4 tackles | 1.0 sack | 1.0 TFL  
at South Carolina (11/21)

Matched career-high with 4 tackles and had first career sack at South Carolina (11/21)  
Career-high 3 PBUs at No. 10/11 Florida (10/31/20) ... Had first career TFL vs. No. 17/16 LSU (10/10/20)  
Made 3 tackles and had first career PD at No. 21/20 Tennessee (10/3/20)  
Became first true freshman on defense to start in a season-opener since 2017 (Jordan Ulmer)

**CAREER HIGHS**

**Tackles:** 4, twice **Sacks:** 1.0 at South Carolina (11/21/20) **Fumble Rec:** NA  
**TFL:** 1.0, twice **Sack Yards:** 2 at South Carolina (11/21/20) **PD:** 3 at Florida (10/31/20)  
**TFL Yards:** 2, twice **Forced Fumble:** NA **INT:** NA



**#3 JARVIS WARE**

JR ■ 6-1 ■ 190  
Apopka, Fla. | Wekiva HS


**LAST TIME OUT**  
5 tackles  
at South Carolina (11/21)

Recorded first career INT and a pick-six at No. 10/11 Florida (10/31/20)  
Returned to starting lineup vs. Kentucky (10/24/20)  
Took over starting role during his true sophomore season in 2019, playing in 11 games with 10 starts  
Tallied 33 tackles (24 solo) and had 4 PD in 2019 ... Posted career-high 7 tackles at No. 4 Georgia (11/9/19)

**CAREER HIGHS**

**Tackles:** 7 at Georgia (11/9/19) **Forced Fumble:** NA **PD:** 1, four times  
**TFL:** NA **Fumble Rec:** NA **INT:** 1 at Florida (10/31/20)  
**TFL Yards:** NA

SAFETIES



**#1 JOSHUA BLEDSOE**

SR ■ 6-0 ■ 200  
Houston, Texas | DeKaney HS

**LAST TIME OUT**

2 tackles  
at South Carolina (11/21)

- ▶ Played every snap (36) vs. Kentucky (10/24/20) and forced a 4th quarter fumble that sealed the victory
- ▶ 7 tackles and 2 PD vs. No. 17/16 LSU (10/10/20) ... Held T. Marshall to 3 rec. & 57 yards when in coverage
- ▶ 6 tackles and 1 PD at No. 21/20 Tennessee (10/3/20)
- ▶ Finished 2019 ranked third on the team with 49 tackles (35 solo) and 4.0 TFL ... Added 10 PD, 1 FF and 1 FR

**CAREER HIGHS**

**Tackles:** \_\_\_ 10 at Vanderbilt (10/19/19) **Forced Fumble:** \_\_\_\_\_ 1, twice **PD:** \_\_\_\_\_ 2, five times  
**TFL:** \_\_\_\_\_ 1.0, six times **Fumble Rec:** \_\_\_\_\_ 1, 3 times **INT:** \_\_\_\_\_ NA  
**TFL Yards:** \_\_\_ 12 vs. Alabama (9/26/20)



**#9 TYREE GILLESPIE**

SR ■ 6-0 ■ 210  
Ocala, Fla. | Vanguard HS

**LAST TIME OUT**

7 tackles  
at South Carolina (11/21)

- ▶ Made 7 tackles at South Carolina (11/21/20)
- ▶ Had 8 tackles, 0.5 TFL and 2 PBUs at No. 10/11 Florida (10/31/20)
- ▶ Played in 12 games and started in 11 at both safety spots in 2019, had 50 tackles, 4.0 TFL & 7 PD
- ▶ Had a career-high 9 tackles (8 solo) against Ole Miss (10/12/19) in a 38-27 Mizzou Homecoming win

**CAREER HIGHS**

**Tackles:** \_\_\_ 9 vs. Ole Miss (10/12/19) **Forced Fumble:** 1 at Kentucky (10/26/19) **PD:** \_\_\_\_\_ 2, twice  
**TFL:** \_\_\_\_\_ 2.0 at Kentucky (10/26/19) **Fumble Rec:** \_\_\_\_\_ NA **INT:** \_\_\_\_\_ NA  
**TFL Yards:** \_\_\_ 9 at Tennessee (11/17/18)



**#4 JALANI WILLIAMS**

RS FR ■ 6-2 ■ 195  
St. Louis, Mo. | Parkway North HS

**LAST TIME OUT**

0 tackles  
at South Carolina (11/21)

- ▶ Made first career start and had 1 tackle at No. 21/20 Tennessee (10/3/20)
- ▶ Preserved a redshirt during his freshman season, and played in 2 games while posting 1 tackle
- ▶ Played defensive snaps in Mizzou's wins over Southeast Missouri (9/14) and Troy (10/5), and tallied his first career tackle against SEMO

**CAREER HIGHS**

**Tackles:** \_\_\_\_\_ 1, 3 times **Forced Fumble:** \_\_\_\_\_ NA **PD:** \_\_\_\_\_ NA  
**TFL:** \_\_\_\_\_ NA **Fumble Rec:** \_\_\_\_\_ NA **INT:** \_\_\_\_\_ NA  
**TFL Yards:** \_\_\_\_\_ NA



**#19 GRANT MCKINNISS**

GR ■ 6-1 ■ 204  
Findlay, Ohio | Findlay HS (Kentucky)

**LAST TIME OUT**

7 punts | 305 yards | 43.6 avg. | 5 inside the 20  
at South Carolina (11/21)

- ▶ Made 7 punts with an average of 43.6 yards at South Carolina (11/21/20), had 5 land inside the 20
- ▶ Made 7 punts at No. 10/11 Florida (10/31/20) for an average of 44.6 yards with 3 landing inside the 20
- ▶ Posted career-long punt of 66 yards vs. No. 17/16 LSU (10/10/20)
- ▶ Had 4 punts for an average of 42.2 yards with 1 inside the 20 at No. 21/20 Tennessee (10/3/20)

**CAREER HIGHS**

**Punts:** \_\_\_\_\_ 7 twice **Avg (min 3 punts):** 44.7 at Alabama (10/11/16)  
**Punt Yards:** \_\_\_ 312 at Florida (10/31/20) **Long:** \_\_\_\_\_ 66 vs. LSU (10/10/20)



**#7 STACY BROWN**

SO ■ 6-2 ■ 212  
Duncanville, Texas | Duncanville HS

**LAST TIME OUT**

DNP  
at South Carolina (11/21)

- ▶ Played in 11 of 12 games as a true freshman, seeing time on special teams and in the defensive rotation
- ▶ Made a pair of tackles and also posted 2 pass breakups in his first year with the program

**CAREER HIGHS**

**Tackles:** \_\_\_\_\_ 1, twice **Forced Fumble:** \_\_\_\_\_ NA **PD:** \_\_\_\_\_ NA  
**TFL:** \_\_\_\_\_ NA **Fumble Rec:** \_\_\_\_\_ NA **INT:** \_\_\_\_\_ NA  
**TFL Yards:** \_\_\_\_\_ NA



**#3 MARTEZ MANUEL**

SO ■ 6-1 ■ 200  
Columbia, Mo. | Rock Bridge HS

**LAST TIME OUT**


5 tackles | 1.5 sacks | 1.5 TFL | 1 PD  
at South Carolina (11/21)

- ▶ 5 tackles & first career sack at S. Carolina (11/21/20) ... 7 tackles and 1 FF at No. 10/11 Florida (10/31/20)
- ▶ Played every snap (36) vs. Kentucky (10/24/20), making 3 tackles and 1 PD
- ▶ Made career-high 9 tackles at No. 21/20 Tennessee (10/3/20) ... 3.5 TFL vs. No. 2 Alabama (9/26/20)
- ▶ Played in all 12 games as a true freshman, including one start at safety, made 4 tackles (3 solo)

**CAREER HIGHS**

**Tackles:** \_\_\_\_\_ 9 at Tennessee (10/3/20) **Sacks:** \_ 1.5 at South Carolina (11/21/20) **Fumble Rec:** \_\_\_\_\_ NA  
**TFL:** \_\_\_\_\_ 3.5 vs. Alabama (9/26/20) **Sack Yards:** 10 at South Carolina (11/21/20) **PD:** \_\_\_\_\_ 1, twice  
**TFL Yards:** 10 at South Carolina (11/21/20) **Forced Fumble:** \_\_\_\_\_ NA **INT:** \_\_\_\_\_ NA

SPECIALISTS



**#92 HARRISON MEVIS**

FR ■ 6-0 ■ 220  
Warsaw, Ind. | Warsaw Community HS

**LAST TIME OUT**

Mee-vus  
1-1 FG | 20  
at South Carolina (11/21)

- ▶ 9-11 FGs (2-3 50+) in 2020 ... Made Mizzou freshman record 52-yard FG vs. No. 17/16 LSU (10/10/20)
- ▶ Drilled a 50-yard FG at No. 21/20 Tennessee (10/3/20), becoming first Mizzou freshman since 1988 to make a 50+ yard FG ... Made 2-2 FG in debut vs. No. 2 Alabama (9/26/20), drilling FGs from 27- & 37-yards out
- ▶ Five-star kicking prospect and the nation's No. 2 kicker and No. 10 punter according to *Kahl's*

**CAREER HIGHS**

**FGs:** \_\_\_\_\_ 2, twice **PATs:** \_\_\_\_\_ 6 vs. LSU (10/10/20)  
**Long:** \_\_\_\_\_ 52 vs. LSU (10/10/20)

**2020 STARTING LINEUPS**

OFFENSE	TE	LT	LG	C	RG	RT	QB	TB	WR/TE/FB	WR	WR
Alabama	Parker	Powell	Delgado	Maietti	Cook	Borom	Robinson	Rountree	Knox	Hazelton	Chism
Tennessee	Parker	Lawrence	Delgado	Maietti	Cook	Borom	Robinson	Badie	Christopherson	Hazelton	Chism
LSU	Parker	Lawrence	Delgado	Maietti	Cook	Borom	Bazelak	Rountree	Robinson	Dove	Wilson
Kentucky	Parker	Powell	Delgado	Maietti	Cook	Borom	Bazelak	Rountree	Banister	Hazelton	Chism
Florida	Hea	Powell	Spencer	Maietti	Cook	Foster	Bazelak	Rountree	Banister	Hazelton	Chism
South Carolina	Hea	Powell	Griffin	Maietti	Cook	Foster	Bazelak	Rountree	Christopherson	Knox	Wilson
Arkansas											
Mississippi State											
Vanderbilt											
Georgia (TBD)											

DEFENSE	DE	DT	DT/DE	DE/LB	LB	LB	S	FS	SS	CB	CB
Alabama	Turner	Utsey	Whiteside	Williams	Bolton	Nicholson	Gillespie	Bledsoe	Manuel	Ware	Rakestraw
Tennessee	Jeffcoat	Utsey	Whiteside	McGuire	Bolton	Nicholson	Williams	Bledsoe	Manuel	Sparks	Rakestraw
LSU	Jeffcoat	Utsey	McGuire	Williams	Bolton	Nicholson	Gillespie	Bledsoe	Manuel	Sparks	Rakestraw
Kentucky	Turner	Utsey	Byers	Williams	Bolton	Nicholson	Gillespie	Bledsoe	Manuel	Ware	Rakestraw
Florida	Jeffcoat	Utsey	McGuire	Williams	Bolton	Nicholson	Gillespie	Bledsoe	Manuel	Ware	Rakestraw
South Carolina	Byers	Robinson	McGuire	York	Bolton	Nicholson	Gillespie	Bledsoe	Manuel	Carlies	Rakestraw
Arkansas											
Mississippi State											
Vanderbilt											
Georgia (TBD)											

**OFFENSE**

<b>Quarterback</b>						
8 Connor Bazelak	6-3	220	RFr.	Dayton, Ohio (Archbishop Alter)		
12 Brady Cook	6-3	220	Fr.	St. Louis, Mo. (Chaminade)		
<b>Running Back</b>						
34 Larry Rountree III***	5-10	210	Sr.	Raleigh, N.C. (Millbrook)		
1 Tyler Badie**	5-9	200	Jr.	Memphis, Tenn. (Briarcrest Christian)		
28 Dawson Downing***	6-0	220	RSr.	Mission, Kan. (Bishop Miege)		
4 Elijah Young	5-9	190	Fr.	Knoxville, Tenn. (South Doyle)		
<b>Wide Receiver</b>						
86 Tauskie Dove	6-3	200	RSo.	Denton, Texas (Ryan)		
2 Micah Wilson*** -or-	6-3	205	RSr.	Tulsa, Okla. (Lincoln Christian)		
7 Damon Hazelton	6-3	215	Gr.	Baltimore, Md. (Franklin/Virginia Tech)		
<b>Wide Receiver</b>						
6 Keke Chism	6-4	210	Gr.	Daingerfield, Texas (Daingerfield/Angelo State)		
18 Chance Luper	6-2	180	Fr.	North Richlands Hills, Texas (Fort Worth Christian)		
<b>Slot Receiver</b>						
9 Jalen Knox** -or-	6-0	195	Jr.	Mansfield, Texas (Timberview)		
11 Barrett Banister**	6-0	200	RJr.	Fayetteville, Ark. (Fayetteville)		
<b>Tight End</b>						
48 Niko Hea* -or-	6-5	250	So.	St. Louis, Mo. (Christian Brothers)		
88 Logan Christopherson**	6-6	255	RJr.	Lemont, Ill. (Lemont, Ill.)		
80 Messiah Swinson	6-7	255	RSSo.	Glen Head, N.Y. (Lutheran)		
<b>Left Tackle</b>						
51 Zeke Powell -or-	6-5	295	Jr.	Georgiana, Ala. (Georgiana/Coffeyville CC)		
64 Bobby Lawrence	6-8	320	RSo.	St. Joseph, Mo. (Central)		
<b>Left Guard</b>						
54 Luke Griffin -or-	6-5	312	RFr.	Chatsworth, Ga. (North Murray)		
72 Xavier Delgado	6-5	320	RSSo.	Glendale, Ariz. (Deer Valley)		
66 Jack Buford	6-4	310	RSFr.	St. Louis, Mo. (Lutheran North)		
<b>Center</b>						
55 Michael Maietti	6-1	291	Gr.	West Orange, N.J. (Don Bosco Prep/Rutgers)		
69 Drake Heismeyer	6-3	283	Fr.	St. Charles, Mo. (Francis Howell)		
<b>Right Guard</b>						
59 Case Cook**	6-5	300	RJr.	Carrollton, Ga. (Carrollton)		
73 Mike Ruth	6-7	320	RSo.	Coppell, Texas (Coppell)		
<b>Right Tackle</b>						
76 Javon Foster -or-	6-6	310	RSo.	West Bloomfield, Mich. (West Bloomfield)		
79 Larry Borom*	6-6	332	RSJr.	Detroit, Mich. (Brother Rice)		

**DEFENSE**

<b>Buck</b>						
18 Trajan Jeffcoat*	6-3	265	RSo.	Columbia, S.C. (Irmo)		
96 Cannon York -or-	6-3	235	RSo.	Lebanon, Mo. (Lebanon)		
<b>Defensive End</b>						
99 Isaiah McGuire*	6-5	280	So.	Tulsa, Okla. (Union)		
97 Akial Byers***	6-4	305	Sr.	Fayetteville, Ark. (Fayetteville)		
<b>Defensive Tackle</b>						
90 Markell Utsey*** -or-	6-4	295	RSr.	Little Rock, Ark. (Parkview)		
78 Kobie Whiteside***	6-1	300	Sr.	Houston, Texas (Alief Taylor)		
95 Ben Key	6-3	285	Jr.	Cranbourne West, Australia (East LA College)		
<b>Defensive End</b>						
0 Tre Williams***	6-5	260	RSr.	Columbia, Mo. (Rock Bridge)		
39 Chris Turner***	6-4	270	Sr.	Hammond, La. (Hammond)		
<b>Weakside Linebacker</b>						
32 Nick Bolton**	6-0	232	Jr.	Frisco, Texas (Lone Star)		
33 Chad Bailey*	6-0	230	RSo.	Missouri City, Texas (Ridge Point)		
<b>Middle Linebacker</b>						
11 Devin Nicholson*	6-3	230	So.	Detroit, Mich. (Cass Tech)		
25 Jamal Brooks***	6-1	230	Sr.	Bessemer City, Ala. (Bessemer City)		
<b>Cornerback</b>						
8 Jarvis Ware**	6-1	190	Jr.	Apopka, Fla. (Wekiva)		
24 Ishmael Burdine	6-1	190	RFr.	Slidell, La. (Slidell)		
<b>Cornerback</b>						
2 Ennis Rakestraw, Jr.	6-0	170	Fr.	Duncanville, Texas (Duncanville)		
17 Jaylon 'JC' Carlies	6-2	193	Fr.	Winter Garden, Fla. (West Orange)		
14 Adam Sparks***	6-0	175	Sr.	Baton Rouge, La. (Ducthtown)		
<b>Strong Safety</b>						
3 Martez Manuel*	6-1	200	So.	Columbia, Mo. (Rock Bridge)		
7 Stacy Brown*	6-2	212	So.	Duncanville, Texas (Duncanville)		
<b>Free Safety</b>						
1 Joshua Bledsoe***	6-0	200	Sr.	Houston, Texas (Dekaney)		
4 Jalani Williams	6-2	195	RFr.	St. Louis, Mo. (Parkway North)		
<b>Boundary Safety</b>						
9 Tyree Gillespie***	6-0	210	Sr.	Ocala, Fla. (Vanguard)		
4 Jalani Williams	6-2	195	RFr.	St. Louis, Mo. (Parkway North)		

**SPECIAL TEAMS**

<b>Placekicker/Kickoff</b>						
92 Harrison Mevis	6-0	220	Fr.	Warsaw, Ind. (Warsaw Community)		
90 Sean Koetting*	6-3	230	RJr.	Columbia, Mo. (Rock Bridge)		
<b>Holder</b>						
19 Grant McKinniss	6-1	204	Gr.	Findlay, Ohio (Findlay/Kentucky)		
90 Sean Koetting*	6-3	230	RJr.	Columbia, Mo. (Rock Bridge)		
<b>Punter</b>						
19 Grant McKinniss	6-1	204	Gr.	Findlay, Ohio (Findlay/Kentucky)		
90 Sean Koetting*	6-3	230	RJr.	Columbia, Mo. (Rock Bridge)		
<b>Snapper</b>						
49 Jake Hoffman*	6-4	230	RSo.	Kearney, Mo. (Kearney)		
47 Daniel Hawthorne	6-0	225	Fr.	West Monroe, La. (West Monroe)		
<b>Kick Returner</b>						
1 Tyler Badie**	5-9	200	Jr.	Memphis, Tenn. (Briarcrest Christian)		
28 Dawson Downing***	6-0	220	RSr.	Mission, Kan. (Bishop Miege)		
4 Elijah Young	5-9	190	Fr.	Knoxville, Tenn. (South Doyle)		
34 Larry Rountree III***	5-10	210	Sr.	Raleigh, N.C. (Millbrook)		
<b>Punt Returner</b>						
87 Cade Musser	5-9	185	RSo.	Blue Springs, Mo. (Blue Springs)		
15 Kris Abrams-Draine -or-	5-11	179	Fr.	Mobile, Ala. (Spanish Fort)		
8 Jarvis Ware**	6-1	190	Jr.	Apopka, Fla. (Wekiva)		

\* - denotes letters earned.



**STARTS BY POSITION**

OFFENSE	'16	'17	'18	'19	'20	Tot.
<b>LINEMEN</b>						
Maietti	—	9*	12*	12*	6	39
Cook	—	—	—	10	6	16
Borom	—	—	0	11	4	15
White	—	—	0	3	0	3
Delgado	—	—	—	0	4	4
Lawrence	—	—	—	1	3	4
Powell	—	—	—	—	4	4
Foster	—	—	—	—	2	2
Spencer	—	—	—	—	1	1
Griffin	—	—	—	—	1	1

\* - while at Rutgers

RECEIVERS	'16	'17	'18	'19	'20	Tot.
Chism	—	2*	12*	11*	4	29
Hazelton	7^	—	9^	9^	4	29
Knox	—	—	8	6	2	16
Parker	—	—	2	7	4	13
Banister	—	—	—	2	2	4
Christopherson	—	—	—	1	2	2
Dove	—	—	—	0	1	1
Wilson	—	0	0	0	2	2
Hea	—	—	—	0	2	2

\* - while at Angelo State

^ - while at Ball State & Virginia Tech

QBs	'16	'17	'18	'19	'20	Tot.
Robinson	—	6^	7^	—	3*	16
Bazelak	—	—	—	1	4	5

^ - while at TCU

\* - started at FB vs. LSU

TAILBACKS	'16	'17	'18	'19	'20	Tot.
Rountree	—	0	10	10	5	25
Badie	—	—	0	2	1	3

**DEFENSE**

LINEMEN	'16	'17	'18	'19	'20	Tot.
Turner	—	0	13	12	2	27
Williams	—	0	6	9	4	19
Whiteside	—	0	0	9	2	11
Utsey	0	6	—	0	5	11
Byers	—	—	6	0	2	8
McGuire	—	—	—	0	4	4
Hansford	—	—	0	3	0	3
Jeffcoat	—	—	0	—	3	3
Robinson	—	—	—	0	1	1
York	—	—	—	0	1	1

LINEBACKERS	'16	'17	'18	'19	'20	Tot.
Bolton	—	—	0	12	6	18
Nicholson	—	—	—	5	6	11
Wilkins	—	—	0	2	0	2

SECONDARY	'16	'17	'18	'19	'20	Tot.
Gillespie	—	—	8	11	5	24
Bledsoe	—	—	—	12	6	18
Sparks	—	8	5	0	2	15
Ware	—	—	—	10	3	13
Manuel	—	—	—	1	6	7
Rakestraw	—	—	—	—	6	6
Williams	—	—	—	0	1	1
Carlies	—	—	—	—	1	1

**CAREER PARTICIPATION**

	Career G-GS	2020 G-GS	2019 G-GS	2018 G-GS	2017 G-GS	2016 G-GS	Cons. Games	Cons. Starts
15 Kris Abrams-Draine	3-0	3-0	-	-	-	-	-	-
1 Tyler Badie	30-3	5-1	12-2	12-0	-	-	21	-
33 Chad Bailey	15-0	6-0	6-0	3-0	-	-	9	-
20 Simi Bakare	24-0	6-0	12-0	6-0	-	-	22	-
11 Barrett Banister	28-4	6-2	11-2	11-0	-	-	14	-
8 Connor Bazelak	9-5	6-4	3-1	-	-	-	7	4
1 Joshua Bledsoe	42-18	6-6	12-12	12-0	12-0	-	29	18
32 Nick Bolton	31-18	6-6	12-12	13-0	-	-	31	18
79 Larry Borom	28-15	4-4	12-11	12-0	-	-	-	-
36 Joe Britton	12-0	3-0	4-0	5-0	-	-	-	-
25 Jamal Brooks	42-0	6-0	12-0	12-0	12-0	-	25	-
92 Z'Core Brooks	1-0	-	1-0	-	-	-	-	-
7 Stacy Brown	15-0	4-0	11-0	-	-	-	-	-
66 Jack Buford	1-0	1-0	-	-	-	-	1	-
24 Ish Burdine	6-0	5-0	1-0	-	-	-	-	-
97 Akial Byers	37-8	5-2	12-0	13-6	7-0	-	3	1
17 JC Carlies	6-1	6-1	-	-	-	-	6	1
6 Keke Chism	39-29	5-4	11-11	12-12	11-2	-	3	-
88 Logan Christopherson	20-3	6-2	11-1	3-0	-	-	10	1
38 Bryson Clayton	1-0	-	1-0	-	-	-	-	-
59 Case Cook	26-16	6-6	12-10	8-0	-	-	18	16
72 Xavier Delgado	17-4	4-4	12-0	1-0	-	-	-	-
86 Tauskie Dove	12-1	6-1	6-0	-	-	-	8	-
28 Dawson Downing	36-0	6-0	12-0	13-0	5-0	-	31	-
52 Myles Eaddy	3-0	-	1-0	2-0	-	-	-	-
76 Javon Foster	7-2	5-2	2-0	-	-	-	4	2
9 Tyree Gillespie	39-24	6-5	12-11	13-8	8-0	-	31	4
54 Luke Griffin	5-1	5-1	-	-	-	-	5	1
28 Jatorian Hansford	20-3	2-0	11-3	7-0	-	-	2	-
26 Aidan Harrison	8-0	-	8-0	-	-	-	-	-
47 Daniel Hawthorne	3-0	3-0	-	-	-	-	3	-
7 Damon Hazelton	41-29	5-4	11-9	13-9	-	11-7	3	-
48 Niko Hea	16-2	6-2	10-0	-	-	-	10	2
49 Jake Hoffman	18-0	6-0	12-0	-	-	-	18	-
18 Trajan Jeffcoat	18-3	5-3	-	13-0	-	-	-	-
43 Jerney Jones	29-0	6-0	12-0	11-0	-	-	26	-
95 Ben Key	1-0	1-0	-	-	-	-	-	-
9 Jalen Knox	30-15	6-2	12-5	12-8	-	-	20	1
90 Sean Koetting	16-0	6-0	9-0	1-0	-	-	9	-
64 Bobby Lawrence	9-4	5-3	4-1	-	-	-	5	-
18 Chance Luper	1-0	1-0	-	-	-	-	-	-
19 Jay Maclin	1-0	1-0	-	-	-	-	1	-
55 Michael Maietti	39-39	6-6	12-12	12-12	9-9	-	39*	39
3 Martez Manuel	18-7	6-6	12-1	-	-	-	18	6
49 Sci Martin, Jr.	4-0	2-0	2-0	-	-	-	-	-
41 Chance May	1-0	-	1-0	-	-	-	-	-
99 Isaiah McGuire	12-4	6-4	6-0	-	-	-	7	2
19 Grant McKinniss	32-0	6-0	13-0	13-0	-	-	32	-
92 Harrison Mevis	6-0	6-0	-	-	-	-	6	-
10 Chris Mills	4-0	2-0	2-0	-	-	-	1	-
87 Cade Musser	7-0	3-0	4-0	-	-	-	3	-
16 Gerald Nathan	9-0	-	7-0	2-0	-	-	-	-
11 Devin Nicholson	13-11	6-6	7-5	-	-	-	12	11
53 Will Norris	1-0	1-0	-	-	-	-	1	-
35 Mason Pack	7-0	6-0	1-0	-	-	-	6	-
82 Daniel Parker, Jr.	28-13	4-4	12-7	12-2	-	-	-	-
29 Jamie Pettway	5-0	5-0	-	-	-	-	5	-
51 Zeke Powell	5-4	5-4	-	-	-	-	4	3
2 Ennis Rakestraw, Jr.	6-6	6-6	-	-	-	-	6	6
6 Darius Robinson	8-1	3-1	5-0	-	-	-	1	1
3 Shawn Robinson	16-16	3-3	-	7-7	6-6	-	-	-
34 Larry Rountree	44-25	6-5	12-10	13-10	13-0	-	44	4
73 Mike Ruth	9-0	4-0	3-0	2-0	-	-	4	-
30 Zion Sales	11-0	-	11-0	-	-	-	-	-
31 D'ionte Smith	5-0	5-0	-	-	-	-	-	-
14 Adam Sparks	37-15	5-2	11-0	8-5	13-8	-	-	-
70 Dylan Spencer	2-1	2-1	-	-	-	-	-	-
80 Messiah Swinson	7-0	6-0	1-0	-	-	-	6	-
39 Chris Turner	43-27	6-2	12-12	13-13	12-0	-	35	-
90 Markel Utsey	37-11	5-5	12-0	3-0	11-6	6-0	17	5
8 Jarvis Ware	26-14	5-3	11-10	10-0	-	-	4	-
50 Hyrin White	19-2	-	11-2	8-0	-	-	-	-
78 Kobie Whiteside	38-13	2-2	12-11	12-0	12-0	-	-	-
40 Cameron Wilkins	24-2	3-0	10-2	11-0	-	-	-	-
4 Jalani Williams	7-1	5-1	2-0	-	-	-	1	-
0 Tre Williams	40-18	6-4	11-8	12-6	11-0	-	13	-
2 Micah Wilson	22-2	6-2	12-0	2-0	2-0	-	18	1
31 Drew Wise	17-0	-	-	13-0	4-0	-	-	-
96 Cannon York	6-1	5-1	1-0	-	-	-	2	1
4 Elijah Young	3-0	3-0	-	-	-	-	2	-

\* - 33 while at Rutgers

**LAST TIME MIZZOU HAD...**

**RUSHING**

30 attempts \_\_\_\_\_ 37 – Larry Rountree III vs. Kentucky, 10/24/20  
 25 attempts \_\_\_\_\_ 37 – Larry Rountree III vs. Kentucky, 10/24/20  
 100 yards \_\_\_\_\_ 126 – Larry Rountree III vs. Kentucky, 10/24/20  
 200 yards \_\_\_\_\_ 204 – Larry Rountree III Oklahoma State, 12/31/18  
 3 TDs \_\_\_\_\_ 3 – Larry Rountree III vs. Memphis, 10/20/18  
 4 TDs \_\_\_\_\_ 4 – Damarea Crockett vs. Middle Tennessee, 10/22/16  
 50+ yard rush \_\_\_\_\_ 54 – Dawson Downing vs. Ole Miss, 10/12/19  
 75+ yard rush \_\_\_\_\_ 86 – Henry Josey at Kentucky, 11/9/13  
 Two 100-yard performances \_\_\_\_\_ 216 – Ish Witter vs. Tennessee, 11/11/17  
 (same game) \_\_\_\_\_ 155 – Larry Rountree III vs. Tennessee, 11/11/17  
 Four consecutive 100-yard games \_\_\_\_\_ Henry Josey  
 (same season) \_\_\_\_\_ 129 vs. Iowa State, 10/15/11  
 \_\_\_\_\_ 138 vs. Oklahoma State, 10/22/11  
 \_\_\_\_\_ 162 at Texas A&M, 10/29/11  
 \_\_\_\_\_ 132 at Baylor, 11/5/11

**PASSING**

30-39 attempts \_\_\_\_\_ 33 – Connor Bazalak at South Carolina, 11/21/20  
 40-49 attempts \_\_\_\_\_ 40 – Connor Bazalak at Florida, 10/31/20  
 50 attempts \_\_\_\_\_ 51 – Drew Lock at West Virginia, 9/3/16  
 30-39 completions \_\_\_\_\_ 31 – Kelly Bryant at Wyoming, 8/31/19  
 300 yards \_\_\_\_\_ 406 – Connor Bazalak vs. LSU, 10/10/20  
 400 yards \_\_\_\_\_ 406 – Connor Bazalak vs. LSU, 10/10/20  
 75+ yard completion \_\_\_\_\_ 86 – Drew Lock to Johnathon Johnson vs. Oklahoma State, 12/31/18  
 Two QBS over 100 yards \_\_\_\_\_ Maty Mauk, 181; Drew Lock 138 vs. SEMO, 9/5/15  
 3 TDs \_\_\_\_\_ 4 – Connor Bazalak vs. LSU, 10/10/20  
 4 TDs \_\_\_\_\_ 4 – Connor Bazalak vs. LSU, 10/10/20  
 5 TDs \_\_\_\_\_ 5 – Drew Lock at UConn, 10/28/17  
 6 TDs \_\_\_\_\_ 6 – Drew Lock vs. Idaho, 10/21/17  
 7 TDs \_\_\_\_\_ 7 – Drew Lock vs. Missouri State, 9/2/17  
 4 interceptions \_\_\_\_\_ Maty Mauk vs. Georgia, 10/11/14  
 5 interceptions \_\_\_\_\_ Terry McMillan vs. Penn State, 1/1/70  
 6 interceptions \_\_\_\_\_ Kent Kiefer vs. Miami (Fla), 9/23/89

**RECEIVING**

10+ receptions \_\_\_\_\_ 10 – Emanuel Hall vs. Wyoming, 9/8/18  
 150 yards \_\_\_\_\_ 185 – Johnathon Johnson vs. Oklahoma State, 12/31/18  
 200 yards \_\_\_\_\_ 233 – Danario Alexander vs. Kansas, 11/28/09  
 75+ yard reception \_\_\_\_\_ 86 (TD) – Johnathon Johnson vs. Oklahoma State, 12/31/18  
 Two 100-yard performances \_\_\_\_\_ 159 (6) – Albert Okwuegbunam vs. Memphis, 10/20/18  
 (same game) \_\_\_\_\_ 109 (5) – Jalen Knox vs. Memphis, 10/20/18  
 Three 100-yard performances \_\_\_\_\_ 172 (6) – Jeremy Maclin vs. Nevada, 9/13/08  
 (same game) \_\_\_\_\_ 127 (6) – Chase Coffman vs. Nevada, 9/13/08  
 \_\_\_\_\_ 100 (6) – Tommy Saunders vs. Nevada, 9/13/08  
 3 TDs \_\_\_\_\_ 3 – Albert Okwuegbunam vs. Memphis, 10/20/18  
 4 TDs \_\_\_\_\_ 4 – J'Mon Moore vs. Delaware State, 9/24/16

**DEFENSIVE**

15+ tackles \_\_\_\_\_ 17 – Nick Bolton at Tennessee, 10/3/20  
 3.0+ sacks \_\_\_\_\_ 3.0 – Marcell Frazier vs. Arkansas, 11/25/16  
 3.0+ TFL \_\_\_\_\_ 3.5 – Martez Manuel, 9/26/20  
 4.0+ TFL \_\_\_\_\_ 4.0 – Marcell Frazier vs. Arkansas, 11/25/16  
 2 Interceptions \_\_\_\_\_ 2 – Cale Garrett vs. Troy, 10/5/19

**TOTAL OFFENSE (RUSHING & PASSING)**

400+ yards \_\_\_\_\_ 409 – Connor Bazalak vs. LSU, 10/10/20  
 300-399 yards \_\_\_\_\_ 350 – Drew Lock vs. Memphis, 10/20/18

**FIELD GOALS**

50 yards \_\_\_\_\_ 52 – Harrison Mevis vs. LSU, 10/10/20  
 4 FG made \_\_\_\_\_ 4 – Tucker McCann vs. Ole Miss, 10/12/19  
 5 FG made \_\_\_\_\_ 5 – Tucker McCann at South Carolina, 10/6/18  
 6 FG attempted \_\_\_\_\_ 6 – Tucker McCann at South Carolina, 10/6/18

**TOUCHDOWN RETURNS (YARDAGE)**

Kickoff \_\_\_\_\_ 96 – Marcus Murphy at Florida, 10/18/14  
 Punt \_\_\_\_\_ 71 – Richaud Floyd vs. SEMO, 9/14/19  
 Interception \_\_\_\_\_ 59 – Jarvis Ware at Florida, 10/31/20  
 Fumble \_\_\_\_\_ 0 – Cale Garrett vs. South Carolina, 9/21/19  
 Blocked Field Goal \_\_\_\_\_ 70 – Carlos Posey vs. West Virginia, 12/26/98  
 Blocked Punt \_\_\_\_\_ 41 – Aaron Penton vs. SEMO, 9/5/15

**TEAM**

Shut out opponent at Faurot Field \_\_\_\_\_ 50-0 vs. SEMO, 9/14/19  
 Shut out opponent on the road \_\_\_\_\_ 14-0 at Iowa State, 11/20/10  
 Shut out opponents, back-to-back \_\_\_\_\_ 27-0 at Kansas State, 10/8/66  
 \_\_\_\_\_ 7-0 vs. Oklahoma, 10/15/66  
 Won in overtime \_\_\_\_\_ 51-48 (4 OT) at Tennessee, 11/10/12  
 Blocked a punt \_\_\_\_\_ vs. Memphis (Jerney Jones), 10/20/18  
 Blocked a field goal \_\_\_\_\_ vs. LSU (Tre Williams), 10/10/20  
 Blocked a PAT \_\_\_\_\_ vs. UConn (Kentrell Brothers), 9/19/15  
 Scored a safety \_\_\_\_\_ vs. UConn (Clarence Green blocked punt), 9/19/15  
 Scored a 2-point conversion \_\_\_\_\_ vs. Georgia, Drew Lock pass to Albert Okwuegbunam, 9/22/18  
 Game-winning field goal \_\_\_\_\_ 25 yards, Tucker McCann at Purdue, 9/15/18  
 Scored 50 points \_\_\_\_\_ 50-0 win vs. SEMO, 9/14/19  
 Scored 60 points \_\_\_\_\_ 65-33 win vs. Memphis, 10/20/18  
 600 yards of total offense \_\_\_\_\_ 637 vs. Oklahoma State, 12/31/18  
 700 yards of total offense \_\_\_\_\_ 815 win vs. Missouri State, 9/2/17  
 800 yards of total offense \_\_\_\_\_ 815 win vs. Missouri State, 9/2/17  
 When scoring 60 points \_\_\_\_\_ 53-0  
 When scoring 50 points \_\_\_\_\_ 67-0  
 When scoring 40 points \_\_\_\_\_ 162-3

**LAST TIME AN OPPONENT HAD...**

**RUSHING**

30+ attempts \_\_\_\_\_ 38 – Benny Snell, Kentucky, 10/29/16  
 200 yards \_\_\_\_\_ 215 – I'Tavius Mathers, Middle Tennessee, 10/22/16  
 300 yards \_\_\_\_\_ 304 – Tre Mason, Auburn, 12/7/13  
 3 TDs \_\_\_\_\_ Najee Harris (3), Alabama, 9/26/20  
 4 TDs \_\_\_\_\_ 5, Kerryon Johnson, Auburn, 9/23/17  
 Two 100-yard performances \_\_\_\_\_ Sean Chambers (120), Xazavian Valladay (118), at Wyoming, 8/31/19  
 (same game)

**PASSING**

40-49 attempts \_\_\_\_\_ 48 – Myles Brennan, LSU, 10/10/20  
 50+ attempts \_\_\_\_\_ 55 – David Blough, Purdue, 9/15/18  
 30-39 completions \_\_\_\_\_ 39 – David Blough, Purdue, 9/15/18  
 40+ completions \_\_\_\_\_ 44 – Graham Harrell, Texas Tech, 10/20/07  
 400 yards \_\_\_\_\_ 430 – Myles Brennan, LSU, 10/10/20  
 500 yards \_\_\_\_\_ 572 – David Blough, Purdue, 9/15/18  
 4 TDs \_\_\_\_\_ Kyle Trask, Florida, 10/31/20  
 5 TDs \_\_\_\_\_ Juice Williams, Illinois, 8/30/08

**RECEIVING**

10+ receptions \_\_\_\_\_ 11 – Terrace Marshall Jr., LSU, 10/10/20  
 200+ yards \_\_\_\_\_ 235 – Terrace Marshall Jr., LSU, 10/10/20  
 175-199 yards \_\_\_\_\_ 180 – Aaron Pflugrad, Arizona State, 9/9/11  
 150-174 yards \_\_\_\_\_ 163 – Malik Earl, Missouri State, 9/2/17  
 2 TDs \_\_\_\_\_ 3 – Terrace Marshall Jr., LSU, 10/10/20  
 3 TDs \_\_\_\_\_ Terrace Marshall Jr., LSU, 10/10/20  
 Two 100-yard performances \_\_\_\_\_ 124 – Palmer, Tennessee, 11/23/19  
 (same game) \_\_\_\_\_ 115 – Juwan Jennings, Tennessee, 11/23/19  
 (same game) \_\_\_\_\_ 110 – Marquez Callaway, Tennessee, 11/23/19

**TOTAL OFFENSE (RUSHING & PASSING)**

500 yards \_\_\_\_\_ 590 – David Blough, 9/15/18  
 400 yards \_\_\_\_\_ 428 – Myles Brennan, LSU, 10/10/20

**FIELD GOALS**

50+ yards \_\_\_\_\_ 51 – Cade York, LSU, 10/10/20  
 4 FG made \_\_\_\_\_ 4 – Rodrigo Blankenship, Georgia, 10/14/17  
 3 FG made \_\_\_\_\_ 3 – Joseph Bulovas, Alabama, 10/13/18

**TOUCHDOWN RETURNS (YARDAGE)**

Kickoff \_\_\_\_\_ 97 – Deebo Samuel, South Carolina, 9/9/17  
 Punt \_\_\_\_\_ 67 – Lynn Bowden Jr., Kentucky, 10/27/18  
 Interception \_\_\_\_\_ 12 – Sherrod Green, South Carolina, 10/6/18  
 Fumble \_\_\_\_\_ 30 – C.J. Coldon, Wyoming, 8/31/19

**TEAM**

Shut out Mizzou at Faurot Field \_\_\_\_\_ 34-0 vs. Georgia, 10/11/14  
 Shut out Mizzou on road \_\_\_\_\_ 27-0 at Georgia, 11/9/19  
 Scored 30-39 points \_\_\_\_\_ 35, Tennessee, loss, 10/3/20  
 Scored 40-49 points \_\_\_\_\_ 41, LSU, win, 10/10/20  
 Scored 50-59 points \_\_\_\_\_ 53 - Georgia, loss, 10/14/17  
 Scored 60+ points \_\_\_\_\_ 63 - at Tennessee, loss, 11/19/16  
 Scored safety \_\_\_\_\_ Alabama, 10/13/18

#	Name	Pos.	Ht.	Wt.	Yr.	Hometown	High School (Previous)
15	Kris Abrams-Draine	WR	5-11	179	Fr.	Mobile, Ala.	Spanish Fort
1	Tyler Badie	RB	5-9	200	Jr.	Memphis, Tenn.	Briarcrest Christian
33	Chad Bailey	LB	6-0	230	R-So.	Missouri City, Texas	Ridge Point
20	Simi Bakare	RB	5-11	210	Jr.	Round Rock, Texas	Cedar Ridge
11	Barrett Banister	WR	6-0	200	R-Jr.	Fayetteville, Ark.	Fayetteville
93	Luke Bauer	K	6-5	190	Fr.	St. Louis, Mo.	De Smet
8	Connor Bazelak	QB	6-3	220	R-Fr.	Dayton, Ohio	Archbishop Alter
1	Joshuah Bledsoe	S	6-0	200	Sr.	Houston, Texas	Dekaney
32	Nick Bolton	LB	6-0	232	Jr.	Frisco, Texas	Lone Star
79	Larry Borom	OL	6-6	332	R-Jr.	Bloomfield Hills, Mich.	Brother Rice
36	Joe Britton	LB	6-1	225	R-Jr.	Rogers, Ark.	Bentonville
98	Logan Brock	K	6-1	210	R-Fr.	Springfield, Mo.	Springfield Catholic
25	Jamal Brooks	LB	6-1	230	Sr.	Bessemer, Ala.	Bessemer City
92	Z'Core Brooks	DL	6-5	245	R-Fr.	Dallas, Texas	Woodrow Wilson
7	Stacy Brown	DB	6-J	212	So.	Duncanville, Texas	Duncanville
66	Jack Buford	OL	6-4	310	R-Fr.	St. Louis, Mo.	Lutheran North
71	D.J. Bullard	OL	6-3	315	R-Fr.	Fenton, Mo.	Rockwood Summit
24	Ishmael Burdine	DB	6-1	190	R-Fr.	Slidell, La.	Slidell
97	Akial Byers	DL	6-4	305	Sr.	Fayetteville, Ark.	Fayetteville
17	Jaylon Carlies	DB	6-2	193	Fr.	Winter Garden, Fla.	West Orange
45	Kibet Chepyator	TE	6-7	220	Fr.	Carol Steam, Ill.	Glenbard North
6	Keke Chism	WR	6-4	210	Gr.	Daingerfield, Texas	Daingerfield (Angelo State)
88	Logan Christopherson	TE	6-6	255	R-Jr.	Lemont, Ill.	Lemont
38	Bryson Clayton	LB	6-3	225	R-So.	Columbia, Mo.	Rock Bridge
12	Brady Cook	QB	6-3	220	Fr.	St. Louis, Mo.	Chaminade
59	Case Cook	OL	6-5	300	R-Jr.	Carrollton, Ga.	Carrollton
35	Michael Cox	RB	6-0	220	Fr.	Atlanta, Ga.	Holy Innocents' Episcopal School
72	Xavier Delgado	OL	6-5	320	R-So.	Glendale, Ariz.	Deer Valley
91	Josh Dodge	P	6-0	190	R-So.	Blue Springs, Mo.	Blue Springs
86	Tauskie Dove	WR	6-3	200	R-So.	Denton, Texas	Ryan
28	Dawson Downing	RB	6-0	220	R-Sr.	Mission, Kan.	Bishop Miege
52	Myles Eaddy	DL	6-0	247	R-Sr.	Plantation, Fla.	American Heritage
46	Justin Efebera	DB	6-0	185	So.	Columbus, Ohio	Saint Charles Prep
76	Javon Foster	OL	6-6	310	R-So.	West Bloomfield, Mich.	West Bloomfield
9	Tyree Gillespie	S	6-0	210	Sr.	Ocala, Fla.	Vanguard
43	Brandon Gregory	DB	6-0	180	Fr.	Kansas City, Mo.	Fort Osage
54	Luke Griffin	OL	6-5	312	R-Fr.	Chatsworth, Ga.	North Murray
28	Jatorian Hansford	DL	6-4	255	Jr.	Forsyth, Ga.	Mary Persons
57	Steven Hardy	OL	6-0	265	R-So.	Raytown, Mo.	South
26	Aidan Harrison	DB	6-3	200	So.	New Lothrop, Mich.	New Lothrop
47	Daniel Hawthorne	LS	6-0	225	Fr.	West Monroe, La.	West Monroe
7	Damon Hazelton	WR	6-3	215	Gr.	Towson, Md.	Franklin (Virginia Tech)
48	Niko Hea	TE	6-5	250	So.	St. Louis, Mo.	Christian Brothers
69	Drake Heismeyer	OL	6-3	283	Fr.	St. Charles, Mo.	Francis Howell
81	Shawn Hendershot	WR	6-4	210	Fr.	Overland Park, Kan.	Blue Valley North
13	Javian Hester	WR	6-3	190	Fr.	Tulsa, Okla.	Booker T. Washington
49	Jake Hoffman	LS	6-4	230	R-So.	Kearney, Mo.	Kearney
18	Trajan Jeffcoat	DL	6-3	245	R-So.	Columbia, S.C.	Irmo
43	Jerney Jones	RB	5-10	190	R-Sr.	Republic, Mo.	Republic
21	Tyler Jones	DB	5-11	185	Fr.	Winter Garden, Fla.	West Orange
95	Ben Key	DL	6-3	285	Jr.	Cranbourne West, Australia	East Los Angeles College
90	Sean Koetting	K	6-3	230	R-Jr.	Columbia, Mo.	Rock Bridge
9	Jalen Knox	WR	6-0	196	Jr.	Mansfield, Texas	Timberview
64	Bobby Lawrence	OL	6-8	320	R-So.	St. Joseph, Mo.	Central
18	Chance Luper	WR	6-2	180	Fr.	North Richland Hills, Texas	Fort Worth Christian
19	Jay Maclin	WR	5-11	185	Fr.	Kirkwood, Mo.	Kirkwood
55	Michael Maietti	OL	6-1	291	Gr.	West Orange, N.J.	Don Bosco Prep (Rutgers)
3	Martez Manuel	S	6-1	200	So.	Columbia, Mo.	Rock Bridge
49	Sci Martin, Jr.	DL	6-3	250	Sr.	New Orleans, La.	McDonogh
41	Chance May	LB	6-1	210	R-Jr.	Kansas City, Mo.	Rockhurst
99	Isaiah McGuire	DL	6-5	280	So.	Tulsa, Okla.	Union
19	Grant McKinnis	P	6-1	204	Gr.	Findlay, Ohio	Findlay (Kentucky)
10	Chris Mills	DB	6-0	175	R-So.	Converse, Texas	Judson
92	Harrison Mevis	K	6-0	220	Fr.	Warsaw, Ind.	Warsaw Community
87	Cade Musser	WR	5-9	185	R-So.	Blue Springs, Mo.	Blue Springs
26	Jaden Nash	WR	5-10	190	Fr.	Jacksonville, Ark.	Benton
16	Gerald Nathan, Jr.	LB	6-1	210	R-So.	Charlotte, N.C.	Vance
11	Devin Nicholson	LB	6-3	230	So.	Detroit, Mich.	Cass Tech
53	Will Norris	LB	6-1	220	Fr.	Columbia, Mo.	Rock Bridge
35	Mason Pack	DB	6-0	205	R-Sr.	Springfield, Mo.	Kickapoo
82	Daniel Parker, Jr.	TE	6-4	245	Jr.	Blue Springs, Mo.	Blue Springs
29	Jamie Pettway	LB	6-2	235	R-Fr.	Albany, Ga.	Westover
51	Zeke Powell	OL	6-5	295	Jr.	Georgiana, Ala.	Georgiana (Coffeyville CC/S. Alabama)
2	Ennis Rakestraw, Jr.	DB	6-0	170	Fr.	Duncanville, Texas	Duncanville
6	Darius Robinson	DL	6-6	295	So.	Canton, Mich.	Canton

NUMERICAL

No.	Name	Pos.
0	Tre Williams	DL
1	Tyler Badie	RB
1	Joshuah Bledsoe	S
2	Ennis Rakestraw, Jr.	DB
2	Micah Wilson	WR
3	Martez Manuel	S
3	Shawn Robinson	QB
4	Jalani Williams	S
4	Elijah Young	RB
6	Keke Chism	WR
6	Darius Robinson	DL
7	Stacy Brown	DB
7	Damon Hazelton	WR
8	Connor Bazelak	QB
8	Jarvis Ware	DB
9	Tyree Gillespie	S
9	Jalen Knox	WR
10	Chris Mills	DB
11	Barrett Banister	WR
11	Devin Nicholson	LB
12	Brady Cook	QB
13	Javian Hester	WR
14	Adam Sparks	DB
15	Kris Abrams-Draine	WR
15	Johnny Walker, Jr.	DL
16	Gerald Nathan, Jr.	LB
16	Jack Samsel	QB
17	Jaylon Carlies	DB
18	Trajan Jeffcoat	DL
18	Chance Luper	WR
19	Jay Maclin	WR
19	Grant McKinnis	P
20	Simi Bakare	RB
21	Tyler Jones	DB
24	Ishmael Burdine	DB
25	Jamal Brooks	LB
26	Aidan Harrison	DB
26	Jaden Nash	WR
28	Dawson Downing	RB
28	Jatorian Hansford	DL
29	Jamie Pettway	LB
30	Zion Sales	DB
31	D'ionte Smith	WR
31	Drew Wise	LS
32	Nick Bolton	LB
33	Chad Bailey	LB
34	Larry Rountree III	RB
35	Michael Cox	RB
35	Mason Pack	DB
36	Joe Britton	LB
38	Bryson Clayton	LB
39	Chris Turner	DL
40	Cameron Wilkins	LB
41	Chance May	LB
43	Brandon Gregory	DB
43	Jerney Jones	RB
45	Kibet Chepyator	TE
45	Daval Torres	DB
46	Justin Efebera	DB
47	Daniel Hawthorne	LS
48	Niko Hea	TE
49	Jake Hoffman	LS
49	Sci Martin, Jr.	DL
50	Hyrin White	OL
51	Zeke Powell	OL
52	Myles Eaddy	DL
53	Will Norris	LB
54	Luke Griffin	OL
55	Michael Maietti	OL
57	Steven Hardy	OL
59	Case Cook	OL
61	Richard Taylor	OL



#	Name	Pos.	Ht.	Wt.	Yr.	Hometown	High School (Previous)
3	Shawn Robinson	QB	6-2	220	R-Jr.	DeSoto, Texas	DeSoto
94	Aaron Rodriguez	K	6-0	200	R-Fr.	Newhall, Calif.	Hart
34	Larry Rountree III	RB	5-10	210	Sr.	Raleigh, N.C.	Millbrook
73	Mike Ruth	OL	6-7	320	R-So.	Coppell, Texas	Coppell
16	Jack Samsel	QB	6-2	200	Jr.	Spanish Fort, Ala.	Spanish Fort (Memphis)
30	Zion Sales	DB	5-10	190	R-Jr.	Southlake, Texas	Carroll
65	Trenton Sederwall	OL	6-5	290	R-Fr.	Ozark, Mo.	Ozark
93	Andrew Serrano	DL	6-4	240	Fr.	Chicago, Ill.	Notre Dame College Prep
31	D'ionte 'Boo' Smith	WR	6-0	155	Sr.	Kansas City, Mo.	Raytown (Coffeyville CC)
14	Adam Sparks	DB	6-0	175	Sr.	Baton Rouge, La.	Dutchtown
70	Dylan Spencer	OL	6-4	300	Fr.	Madison, Miss.	Madison Central
80	Messiah Swinson	TE	6-7	255	R-So.	Glen Head, N.Y.	Lutheran
61	Richard Taylor	OL	6-4	300	R-So.	Ellenwood, Ga.	Arabia Mountain
45	Daval Torres	DB	5-10	175	Jr.	Bronx, N.Y.	Edwardsville (Illinois)
39	Chris Turner	DL	6-4	270	Sr.	Hammond, La.	Hammond
90	Markell Utsey	DL	6-4	295	R-Sr.	Little Rock, Ark.	Parkview
15	Johnny Walker, Jr.	DL	6-3	204	Fr.	Tampa, Florida	Chamberlain
75	Mitchell Walters	OL	6-7	290	Fr.	St. Louis, Mo.	St. Louis, Mo.
8	Jarvis Ware	DB	6-1	190	Jr.	Apopka, Fla.	Wekiva
50	Hyrin White	OL	6-6	315	R-Jr.	DeSoto, Texas	DeSoto
78	Kobie Whiteside	DL	6-1	300	Sr.	Houston, Texas	Alief Taylor
40	Cameron Wilkins	LB	6-2	235	Jr.	Del Valle, Texas	Del Valle
4	Jalani Williams	S	6-2	195	R-Fr.	St. Louis, Mo.	Parkway North
0	Tre Williams	DL	6-5	260	R-Sr.	Columbia, Mo.	Rock Bridge
98	Keion Willis	DL	6-1	265	R-So.	St. Louis, Mo.	CBC
2	Micah Wilson	WR	6-3	204	R-Sr.	Tulsa, Okla.	Lincoln Christian
31	Drew Wise	LS	6-2	240	R-Jr.	Lawrence, Kan.	Free State
96	Cannon York	DL	6-3	235	R-So.	Lebanon, Mo.	Lebanon
4	Elijah Young	RB	5-9	190	Fr.	Knoxville, Tenn.	South Doyle

NUMERICAL		
No.	Name	Pos.
64	Bobby Lawrence	OL
65	Trenton Sederwall	OL
66	Jack Buford	OL
69	Drake Heismeyer	OL
70	Dylan Spencer	OL
71	D.J. Bullard	OL
72	Xavier Delgado	OL
73	Mike Ruth	OL
75	Mitchell Walters	OL
76	Javon Foster	OL
78	Kobie Whiteside	DL
79	Larry Borom	OL
80	Messiah Swinson	TE
81	Shawn Hendershot	TE
82	Daniel Parker, Jr.	TE
86	Tauskie Dove	WR
87	Cade Musser	WR
88	Logan Christopherson	TE
90	Sean Koetting	K
90	Markell Utsey	DL
91	Josh Dodge	P
92	Z'Core Brooks	DL
92	Harrison Mevis	K
93	Luke Bauer	K
93	Andrew Serrano	DL
94	Aaron Rodriguez	K
95	Ben Key	DL
96	Cannon York	DL
97	Akial Byers	DL
98	Logan Brock	K
98	Keion Willis	DL
99	Isaiah McGuire	DL

**MIZZOU FOOTBALL COACHING STAFF**

- Elijah Drinkwitz - Head Coach / Offensive Coordinator
- Ryan Walters - Defensive Coordinator / Safeties
- Erik Link - Special Teams Coordinator
- Brick Haley - Defensive Line
- Bush Hadman - Wide Receivers / Quarterbacks
- Casey Woods - Tight Ends / Recruiting Coordinator
- Charlie Harbison - Defensive Backs
- David Gibbs - Defensive Backs
- Marcus Johnson - Offensive Line
- D.J. Smith - Linebackers
- Curtis Luper - Running Backs

## Missouri Combined Team Statistics (as of Nov 23, 2020) All games

Date	Opponent	Score	Att.
* Sep 26, 202	#2 ALABAMA	L 19-38	11738
* Oct 03, 202	at #20 Tennessee	L 12-35	21159
* Oct 10, 202	#17 LSU	W 45-41	10013
* Oct 24, 202	KENTUCKY	W 20-10	11738
* Oct 31, 202	at #10 Florida	L 17-41	12049
* Nov 21, 202	at South Carolina	W 17-10	13603

Record:	Overall	Home	Away	Neutral
All games	3-3	2-1	1-2	0-0
Conference	3-3	2-1	1-2	0-0
Non-Conference	0-0	0-0	0-0	0-0

Team Statistics	MU	OPP
FIRST DOWNS	121	119
Rushing	45	45
Passing	69	64
Penalty	7	10
RUSHING YARDAGE	733	770
Rushing Attempts	223	200
Average Per Rush	3.3	3.8
Average Per Game	122.2	128.3
TDs Rushing	8	10
PASSING YARDAGE	1489	1487
Comp-Att-Int	137-202-2	112-186-2
Average Per Pass	7.4	8.0
Average Per Catch	10.9	13.3
Average Per Game	248.2	247.8
TDs Passing	6	12
TOTAL OFFENSE	2222	2257
Average Per Play	5.2	5.8
Average Per Game	370.3	376.2
KICK RETURNS: #-Yards	7-131	1-23
PUNT RETURNS: #-Yards	8-31	3-19
INT RETURNS: #-Yards	2-67	2-36
FUMBLES-LOST	13-7	5-3
PENALTIES-Yards	37-317	34-259
PUNTS-AVG	26-43.2	26-43.8
TIME OF POSSESSION/G	31:03	28:57
3RD-DOWN Conversions	40/92	27/75
4TH-DOWN Conversions	9/13	8/10

Rushing	g	att	gain	loss	net	avg	td	lg	avg/g
Larry Rountree	6	122	514	24	490	4.0	5	29	81.7
Tyler Badie	6	36	159	17	142	3.9	1	29	23.7
Jalen Knox	6	9	83	2	81	9.0	1	32	13.5
Connor Bazelak	6	34	106	44	62	1.8	1	14	10.3
Elijah Young	3	2	11	0	11	5.5	0	6	3.7
K. AbramsDraine	3	1	3	0	3	3.0	0	3	1.0
Damon Hazelton	5	2	3	0	3	1.5	0	3	0.6
Dawson Downing	6	1	2	0	2	2.0	0	2	0.3
Total	6	223	887	154	733	3.3	8	32	122.2
Opponents	6	200	901	131	770	3.8	10	29	128.3

Passing	g	effic	comp	att	int	pct	yds	td	lg	avg/g
Connor Bazelak	6	138.97	117	172	2	68.0	1304	5	69	217.3
Shawn Robinson	3	133.93	20	29	0	69.0	185	1	54	61.7
Grant McKinnis	4	0.00	0	1	0	0.0	0	0	0	0.0
Total	6	137.56	137	202	2	67.8	1489	6	69	248.2
Opponents	6	146.51	112	186	2	60.2	1487	12	75	247.8

Receiving	g	no.	yds	avg	td	lg	avg/g
Jalen Knox	6	25	248	9.9	0	27	41.3
Damon Hazelton	5	17	175	10.3	0	21	35.0
Keke Chism	5	15	189	12.6	0	28	37.8
Tyler Badie	6	13	200	15.4	2	54	33.3
B. Banister	6	13	134	10.3	0	28	22.3
Tauskie Dove	6	12	141	11.8	2	58	23.5
Niko Hea	6	9	80	8.9	1	19	13.3
Larry Rountree	6	9	34	3.8	0	15	5.7
D'ionte Smith	5	7	64	9.1	0	17	12.8
Dominic Gicinto	4	4	52	13.0	0	22	13.0
Daniel Parker	4	4	11	2.8	0	6	2.8
Christopherson	6	3	47	15.7	0	37	7.8
Micah Wilson	6	2	45	22.5	1	41	7.5
Chance Luper	1	1	69	69.0	0	69	69.0
Dawson Downing	6	1	7	7.0	0	7	1.2
Total	6	137	1489	10.9	6	69	248.2
Opponents	6	112	1487	13.3	12	75	247.8

Field Goals	fg	pct.	01-19	20-29	30-39	40-49	50-99	lg	blk
Harrison Mevis	9-11	81.8	1-1	5-5	1-2	0-0	2-3	52	0

Scoring	td	fg	PAT				pts
			kick	rush	rcv	pass	
Harrison Mevis	-	9-11	13-13	-	-	-	40
Larry Rountree	5	-	-	-	-	-	30
Tyler Badie	3	-	-	-	-	-	18
Tauskie Dove	2	-	-	-	-	-	12
Micah Wilson	1	-	-	-	-	-	6
Niko Hea	1	-	-	-	-	-	6
Connor Bazelak	1	-	-	-	0-1	-	6
Jarvis Ware	1	-	-	-	-	-	6
Jalen Knox	1	-	-	-	-	-	6
Total	15	9-11	13-13	-	-	0-1	130
Opponents	22	7-9	22-22	-	-	-	175

Score by Quarters	1st	2nd	3rd	4th	OT	Total
Missouri	21	46	30	33	0	130
Opponents	41	55	48	31	0	175

Interceptions	no.	yds	avg	td	lg
Devin Nicholson	1	8	8.0	0	8
Jarvis Ware	1	59	59.0	1	59

Punting	no.	yds	avg	lg	tb	fc	i20	50+	blk
Grant McKinnis	12	506	42.2	66	1	8	5	1	0
G. McKINNISS	7	305	43.6	51	0	2	5	2	0
G. McKINNISS	7	312	44.6	58	1	2	1	2	0

Punt Returns	no.	yds	avg	td	lg
K. AbramsDraine	4	9	2.2	0	6
Cade Musser	2	17	8.5	0	11
Jarvis Ware	1	2	2.0	0	2
B. Banister	1	3	3.0	0	0
Total	8	31	3.9	0	11
Opponents	3	19	6.3	0	19

Kick Returns	no.	yds	avg	td	lg
Tyler Badie	7	131	18.7	0	39
Total	7	131	18.7	0	39
Opponents	1	23	23.0	0	23

All Purpose	g	rush	rcv	pr	kr	ir	total	avg/g
Larry Rountree	6	490	34	0	0	0	524	87.3
Tyler Badie	6	142	200	0	131	0	473	78.8
Jalen Knox	6	81	248	0	0	0	329	54.8
Damon Hazelt	5	3	175	0	0	0	178	35.6
Keke Chism	5	-15	189	0	0	0	174	34.8
Total	6	733	1489	31	131	67	2451	408.5
Opponents	6	770	1487	19	23	36	2335	389.2

Total Offense	g	plays	rush	pass	total	avg/g
Connor Bazelak	6	206	62	1304	1366	227.7
Larry Rountree	6	122	490	0	490	81.7
Shawn Robinson	3	40	-39	185	146	48.7
Tyler Badie	6	36	142	0	142	23.7
Jalen Knox	6	9	81	0	81	13.5
Total	6	425	733	1489	2222	370.3
Opponents	6	386	770	1487	2257	376.2

##	Defensive Leaders	gp	Tackles			Sacks	Pass defense			Fumbles		blkd	
			ua	a	tot		tfl/yds	int-yds	brup	qbh	rcv-yds	ff	kick
32	Nick Bolton	6	48	19	67	5.0-14							
1X	Devin Nicholson	6	32	11	43	2.5-12	1.0-4	1-8					
3D	Martez Manuel	6	28	8	36	4.5-14	1.5-10						
9D	Tyree Gillespie	6	29	6	35	1.0-1							
1D	Joshuah Bledsoe	6	21	2	23	1.0-12				1-0	1		

Missouri Game Results (as of Nov 23, 2020)  
All games

Date	Opponent	Score	Overall	Conference	Time	Attend
* Sep 26, 2020	#2 ALABAMA	L 19-38	0-1	0-1	3:15	11738
* Oct 03, 2020	at #20 Tennessee	L 12-35	0-2	0-2	3:04	21159
* Oct 10, 2020	#17 LSU	W 45-41	1-2	1-2	3:34	10013
* Oct 24, 2020	KENTUCKY	W 20-10	2-2	2-2	3:10	11738
* Oct 31, 2020	at #10 Florida	L 17-41	2-3	2-3	3:27	12049
* Nov 21, 2020	at South Carolina	W 17-10	3-3	3-3	3:19	13603



Missouri Overall Team Statistics (as of Nov 23, 2020)  
All games

Team Statistics	MU	OPP
SCORING	130	175
Points Per Game	21.7	29.2
Points Off Turnovers	14	41
FIRST DOWNS	121	119
Rushing	45	45
Passing	69	64
Penalty	7	10
RUSHING YARDAGE	733	770
Yards gained rushing	887	901
Yards lost rushing	154	131
Rushing Attempts	223	200
Average Per Rush	3.3	3.8
Average Per Game	122.2	128.3
TDs Rushing	8	10
PASSING YARDAGE	1489	1487
Comp-Att-Int	137-202-2	112-186-2
Average Per Pass	7.4	8.0
Average Per Catch	10.9	13.3
Average Per Game	248.2	247.8
TDs Passing	6	12
TOTAL OFFENSE	2222	2257
Total Plays	425	386
Average Per Play	5.2	5.8
Average Per Game	370.3	376.2
KICK RETURNS: #-Yards	7-131	1-23
PUNT RETURNS: #-Yards	8-31	3-19
INT RETURNS: #-Yards	2-67	2-36
KICK RETURN AVERAGE	18.7	23.0
PUNT RETURN AVERAGE	3.9	6.3
INT RETURN AVERAGE	33.5	18.0
FUMBLES-LOST	13-7	5-3
PENALTIES-Yards	37-317	34-259
Average Per Game	52.8	43.2
PUNTS-Yards	26-1123	26-1139
Average Per Punt	43.2	43.8
Net punt average	40.9	41.8
KICKOFFS-Yards	27-1721	35-2019
Average Per Kick	63.7	57.7
Net kick average	39.7	40.4
TIME OF POSSESSION/Game	31:03	28:57
3RD-DOWN Conversions	40/92	27/75
3rd-Down Pct	43%	36%
4TH-DOWN Conversions	9/13	8/10
4th-Down Pct	69%	80%
SACKS BY-Yards	10-57	9-67
MISC YARDS	11	0
TOUCHDOWNS SCORED	15	22
FIELD GOALS-ATTEMPTS	9-11	7-9
ON-SIDE KICKS	0-0	0-0
RED-ZONE SCORES	(16-18) 89%	(20-22) 91%
RED-ZONE TOUCHDOWNS	(9-18) 50%	(17-22) 77%
PAT-ATTEMPTS	(13-13) 100%	(22-22) 100%
ATTENDANCE	33489	46811
Games/Avg Per Game	3/11163	3/15604
Neutral Site Games		0/0

Score by Quarters	1st	2nd	3rd	4th	OT	Total
Missouri	21	46	30	33	0	130
Opponents	41	55	48	31	0	175

Missouri Overall Individual Statistics (as of Nov 23, 2020)  
All games

Rushing	g	att	gain	loss	net	avg	td	lg	avg/g
Larry Rountree	6	122	514	24	490	4.0	5	29	81.7
Tyler Badie	6	36	159	17	142	3.9	1	29	23.7
Jalen Knox	6	9	83	2	81	9.0	1	32	13.5
Connor Bazalak	6	34	106	44	62	1.8	1	14	10.3
Elijah Young	3	2	11	0	11	5.5	0	6	3.7
K. AbramsDraine	3	1	3	0	3	3.0	0	3	1.0
Damon Hazelton	5	2	3	0	3	1.5	0	3	0.6
Dawson Downing	6	1	2	0	2	2.0	0	2	0.3
Team	3	4	0	7	-7	-1.8	0	0	-2.3
Keke Chism	5	1	0	15	-15	-15.0	0	0	-3.0
Shawn Robinson	3	11	6	45	-39	-3.5	0	3	-13.0
Total	6	223	887	154	733	3.3	8	32	122.2
Opponents	6	200	901	131	770	3.8	10	29	128.3

Passing	g	effic	comp	att	in	pct	yds	td	lg	avg/g
Connor Bazalak	6	138.97	117	172	2	68.0	1304	5	69	217.3
Shawn Robinson	3	133.93	20	29	0	69.0	185	1	54	61.7
Grant McKinnis	4	0.00	0	1	0	0.0	0	0	0	0.0
Total	6	137.56	137	202	2	67.8	1489	6	69	248.2
Opponents	6	146.51	112	186	2	60.2	1487	12	75	247.8

Receiving	g	no.	yds	avg	td	lg	avg/g
Jalen Knox	6	25	248	9.9	0	27	41.3
Damon Hazelton	5	17	175	10.3	0	21	35.0
Keke Chism	5	15	189	12.6	0	28	37.8
Tyler Badie	6	13	200	15.4	2	54	33.3
B. Banister	6	13	134	10.3	0	28	22.3
Tauskie Dove	6	12	141	11.8	2	58	23.5
Niko Hea	6	9	80	8.9	1	19	13.3
Larry Rountree	6	9	34	3.8	0	15	5.7
D'ionte Smith	5	7	64	9.1	0	17	12.8
Dominic Gicinto	4	4	52	13.0	0	22	13.0
Daniel Parker	4	4	11	2.8	0	6	2.8
Christopherson	6	3	47	15.7	0	37	7.8
Micah Wilson	6	2	45	22.5	1	41	7.5
Chance Luper	1	1	69	69.0	0	69	69.0
Dawson Downing	6	1	7	7.0	0	7	1.2
Jay Maclin	1	1	5	5.0	0	5	5.0
Shawn Robinson	3	1	-12	-12.0	0	0	-4.0
Total	6	137	1489	10.9	6	69	248.2
Opponents	6	112	1487	13.3	12	75	247.8

Punt Returns	no.	yds	avg	td	lg
K. AbramsDraine	4	9	2.2	0	6
Cade Musser	2	17	8.5	0	11
B. Banister	1	3	3.0	0	0
Jarvis Ware	1	2	2.0	0	2
Total	8	31	3.9	0	11
Opponents	3	19	6.3	0	19

Interceptions	no.	yds	avg	td	lg
Jarvis Ware	1	59	59.0	1	59
Devin Nicholson	1	8	8.0	0	8
Total	2	67	33.5	1	59
Opponents	2	36	18.0	0	36

Kick Returns	no.	yds	avg	td	lg
Tyler Badie	7	131	18.7	0	39
Total	7	131	18.7	0	39
Opponents	1	23	23.0	0	23

Fumble Returns	no.	yds	avg	td	lg
Nick Bolton	1	8	8.0	0	8
Total	1	8	8.0	0	8
Opponents	0	0	0.0	0	0

Missouri Overall Individual Statistics (as of Nov 23, 2020)  
All games

Scoring	td	fg	PAT				dx	saf	pts
			kick	rush	rcv	pass			
Harrison Mevis	-	9-11	13-13	-	-	-	-	-	40
Larry Rountree	5	-	-	-	-	-	-	-	30
Tyler Badie	3	-	-	-	-	-	-	-	18
Tauskie Dove	2	-	-	-	-	-	-	-	12
Niko Hea	1	-	-	-	-	-	-	-	6
Micah Wilson	1	-	-	-	-	-	-	-	6
Jarvis Ware	1	-	-	-	-	-	-	-	6
Connor Bazelak	1	-	-	-	-	0-1	-	-	6
Jalen Knox	1	-	-	-	-	-	-	-	6
<b>Total</b>	<b>15</b>	<b>9-11</b>	<b>13-13</b>	<b>-</b>	<b>-</b>	<b>0-1</b>	<b>-</b>	<b>-</b>	<b>130</b>
<b>Opponents</b>	<b>22</b>	<b>7-9</b>	<b>22-22</b>	<b>-</b>	<b>-</b>	<b>-</b>	<b>-</b>	<b>-</b>	<b>175</b>

Total Offense	g	plays	rush	pass	total	avg/g
Connor Bazelak	6	206	62	1304	1366	227.7
Larry Rountree	6	122	490	0	490	81.7
Shawn Robinson	3	40	-39	185	146	48.7
Tyler Badie	6	36	142	0	142	23.7
Jalen Knox	6	9	81	0	81	13.5
Elijah Young	3	2	11	0	11	3.7
Damon Hazelton	5	2	3	0	3	0.6
K. AbramsDraine	3	1	3	0	3	1.0
Dawson Downing	6	1	2	0	2	0.3
Team	3	4	-7	0	-7	-2.3
Keke Chism	5	1	-15	0	-15	-3.0
<b>Total</b>	<b>6</b>	<b>425</b>	<b>733</b>	<b>1489</b>	<b>2222</b>	<b>370.3</b>
<b>Opponents</b>	<b>6</b>	<b>386</b>	<b>770</b>	<b>1487</b>	<b>2257</b>	<b>376.2</b>

Field Goals	fg	pct.	01-19	20-29	30-39	40-49	50-99	lg	blk
Harrison Mevis	9-11	81.8	1-1	5-5	1-2	0-0	2-3	52	0

FG Sequence	Missouri	Opponents
Alabama	(27),(37)	(34)
Tennessee	(27),(50)	39
LSU	(52),56	(42),(51),45
Kentucky	(18),(20)	(50)
Florida	31,(29)	(28),(32)
South Carolina	(20)	(47)

Punting	no.	yds	avg	lg	tb	fc	i20	50+	blk
Grant McKinnis	12	506	42.2	66	1	8	5	1	0
G. McKINNIS	7	312	44.6	58	1	2	1	2	0
G. McKINNISS	7	305	43.6	51	0	2	5	2	0
<b>Total</b>	<b>26</b>	<b>1124</b>	<b>43.2</b>	<b>66</b>	<b>2</b>	<b>12</b>	<b>11</b>	<b>5</b>	<b>0</b>
<b>Opponents</b>	<b>26</b>	<b>1134</b>	<b>43.8</b>	<b>60</b>	<b>1</b>	<b>11</b>	<b>7</b>	<b>5</b>	<b>0</b>

Kickoffs	no.	yds	avg	tb	ob	retn	net	ydIn
Sean Koetting	27	172	63.7	25	0			
<b>Total</b>	<b>27</b>	<b>172</b>	<b>63.7</b>	<b>25</b>	<b>0</b>	<b>23</b>	<b>0</b>	<b>39.7</b>
<b>Opponents</b>	<b>35</b>	<b>2015</b>	<b>57.7</b>	<b>19</b>	<b>2</b>	<b>18</b>	<b>7</b>	<b>40.4</b>

Numbers in (parentheses) indicate field goal was made.



Missouri Overall Individual Statistics (as of Nov 23, 2020)  
All games

All Purpose	g	rush	rcv	pr	kr	ir	total	avg/g
Larry Rountre	6	490	34	0	0	0	524	87.3
Tyler Badie	6	142	200	0	131	0	473	78.8
Jalen Knox	6	81	248	0	0	0	329	54.8
Damon Hazel	5	3	175	0	0	0	178	35.6
Keke Chism	5	-15	189	0	0	0	174	34.8
Tauskie Dove	6	0	141	0	0	0	141	23.5
B. Banister	6	0	134	3	0	0	137	22.8
Niko Hea	6	0	80	0	0	0	80	13.3
Chance Lupe	1	0	69	0	0	0	69	69.0
D'ionte Smith	5	0	64	0	0	0	64	12.8
Connor Bazel	6	62	0	0	0	0	62	10.3
Jarvis Ware	5	0	0	2	0	59	61	12.2
Dominic Gicin	4	0	52	0	0	0	52	13.0
Christophers	6	0	47	0	0	0	47	7.8
Micah Wilson	6	0	45	0	0	0	45	7.5
Cade Musser	3	0	0	17	0	0	17	5.7
K. AbramsDr	3	3	0	9	0	0	12	4.0
Daniel Parker	4	0	11	0	0	0	11	2.8
Elijah Young	3	11	0	0	0	0	11	3.7
Dawson Dow	6	2	7	0	0	0	9	1.5
Devin Nichols	6	0	0	0	0	8	8	1.3
Jay Maclin	1	0	5	0	0	0	5	5.0
Team	3	-7	0	0	0	0	-7	-2.3
Shawn Robin	3	-39	-12	0	0	0	-51	-17.0
Total	6	733	1489	31	131	67	2451	408.5
Opponents	6	770	1487	19	23	36	2335	389.2

Missouri Overall Defensive Statistics (as of Nov 23, 2020)  
All games

##	Defensive Leaders	gp	Tackles				tfl/yds	Sacks no-yds	Pass defense			Fumbles		blkd	
			ua	a	tot	int-yds			brup	qbh	rcv-yds	ff	kick	saf	
32	Nick Bolton	6	48	19	67	5.0-14	1.0-4	.	3	1	1-8	.	.	.	
1X	Devin Nicholson	6	32	11	43	2.5-12	1.5-10	1-8	.	1	.	.	.	.	
3D	Martez Manuel	6	28	8	36	4.5-14	1.5-10	.	2	.	.	1	.	.	
9D	Tyree Gillespie	6	29	6	35	1.0-1	.	.	3	.	.	.	.	.	
1D	Joshuah Bledsoe	6	21	2	23	1.0-12	.	.	4	.	1-0	1	.	.	
99	Isaiah McGuire	6	5	10	15	2.0-13	1.0-10	.	.	.	.	.	.	.	
0D	Tre Williams	6	9	6	15	1.5-8	1.0-7	.	.	2	.	1	1	.	
1J	Trajan Jeffcoat	5	10	2	12	3.0-14	3.0-14	.	.	7	.	.	.	.	
2D	Ennis Rakestraw	6	12	.	12	2.0-4	1.0-2	.	5	.	.	.	.	.	
90	Markell Utsey	5	9	2	11	2.0-4	.	.	.	.	.	.	.	.	
1S	Adam Sparks	5	8	2	10	.	.	.	2	.	.	.	.	.	
8D	Jarvis Ware	5	6	3	9	.	.	1-59	1	.	.	.	.	.	
97	Akial Byers	5	5	4	9	2.5-4	.	.	.	1	.	.	.	.	
40	Cameron Wilkins	3	5	2	7	1.0-2	.	.	.	.	.	.	.	.	
78	Kobie Whiteside	2	5	.	5	.	.	.	.	.	.	.	.	.	
39	Chris Turner	6	4	1	5	1.0-4	.	.	.	.	.	.	.	.	
6D	Darius Robinson	3	5	.	5	.	.	.	.	1	.	.	.	.	
24	Ishmael Burdine	5	4	.	4	.	.	.	3	.	.	.	.	.	
TM	Team	3	3	.	3	.	.	.	.	.	.	.	.	.	
4Y	Sci Martin, Jr.	3	2	1	3	.	.	.	.	.	.	.	.	.	
28	Dawson Downing	6	2	.	2	.	.	.	.	.	.	.	.	.	
1C	Jaylon Carlies	6	2	.	2	.	.	.	.	.	.	.	.	.	
4D	Jalani Williams	4	2	.	2	.	.	.	.	.	.	.	.	.	
96	Cannon York	5	1	1	2	1.0-2	.	.	.	.	1-0	.	.	.	
2X	J. Hansford	2	1	.	1	.	.	.	.	.	.	.	.	.	
14	Dominic Gicinto	4	1	.	1	.	.	.	.	.	.	.	.	.	
33	Chad Bailey	6	.	1	1	.	.	.	.	.	.	.	.	.	
86	Tauskie Dove	6	1	.	1	.	.	.	.	.	.	.	.	.	
6	Keke Chism	5	1	.	1	.	.	.	.	.	.	.	.	.	
25	Jamal Brooks	6	1	.	1	.	.	.	.	.	.	.	.	.	
34	Larry Rountree	6	.	1	1	.	.	.	.	.	.	.	.	.	
2	Micah Wilson	6	.	.	.	.	.	.	1	.	.	.	.	.	
	Total	6	262	82	344	30-108	10-57	2-67	24	13	3-8	3	1	.	
	Opponents	6	309	71	380	37-141	9-67	2-36	10	14	7-0	6	.	.	

Missouri Team Game-by-Game (as of Nov 23, 2020)  
All games

TEAM STATISTICS

Date	Opponent	Rushing				Receiving				Passing				Kick Returns				Punt Returns				tot off
		no.	yds	td	lg	no.	yds	td	lg	cmp	att	int	yds	td	lg	no.	yds	td	lg	no.	yds	
Sep 26	ALABAMA	34	69	1	11	26	253	1	54	26-39-0	253	1	54	2	38	0	25	2	2	0	0	322
Oct 03	at Tennessee	37	126	1	28	14	218	0	37	14-25-1	218	0	37	1	10	0	10	1	6	0	6	344
Oct 10	LSU	33	180	2	29	29	406	4	69	29-35-0	406	4	69	1	39	0	39	3	6	0	2	586
Oct 24	KENTUCKY	62	220	2	18	21	201	0	27	21-30-0	201	0	27	0	0	0	0	0	0	0	0	421
Oct 31	at Florida	23	40	1	32	26	208	0	19	26-40-0	208	0	19	3	44	0	18	0	0	0	0	248
Nov 21	at South Carolina	34	98	1	14	21	203	1	28	21-33-1	203	1	28	0	0	0	0	2	17	0	11	301
Missouri		223	733	8	32	137	1489	6	69	137-202-2	1489	6	69	7	131	0	39	8	31	0	11	2222
		200	770	10	29	112	1487	12	75	112-186-2	1487	12	75	1	23	0	23	3	19	0	19	2257

Games: 6 • Avg/rush: 3.3 • Avg/catch: 10.9 • Pass effic: 137.56 • KR avg: 18.7 • PR avg: 3.9 • All purpose avg/game: 408.5 • Total offense a

Date	Opponent	Tackles				Sacks no-yds	Fumble		Pass Defense			blkd kick	PAT Attempts			off		
		ua	a	total	tfl-yds		ff	fr-yds	int-yds	qbh	brup		kick	rush	rcv	saf	t/o	pts
Sep 2	ALABAMA	50	9	59	9.0-39	2.0-17	1	1-8	0-0	0	2	0	1-1	0	0	0	7	19
Oct 03	at Tennessee	56	16	72	2.0-11	2.0-11	0	0-0	0-0	1	4	0	0-0	0	0	0	0	12
Oct 10	LSU	41	16	57	4.0-14	2.0-10	0	0-0	0-0	4	10	1	6-6	0	0	0	45	
Oct 24	KENTUCKY	24	2	26	2.0-5	1.0-4	1	1-0	0-0	2	1	0	2-2	0	0	0	20	
Oct 31	at Florida	49	15	64	4.0-6	0.0-0	1	1-0	1-59	4	6	0	2-2	0	0	0	17	
Nov 2	at South Carolina	42	24	66	9.0-33	3.0-15	0	0-0	1-8	2	1	0	2-2	0	0	0	17	
Missouri		262	82	344	30.0-108	10.0-57	3	3-8	2-67	13	24	1	13-13	0	0	0	130	
		309	71	380	37.0-141	9.5-67	6	7-0	2-36	14	10	0	22-22	0	0	0	175	

Date	Opponent	Punting							Field Goals			Kickoffs						
		no.	yds	avg	long	blkd	tb	fc	50+	i20	md-att	long	blkd	no.	yds	avg	tb	ob
Sep 2	ALABAMA	3	117	39.0	44	0	0	2	0	1	2-2	37	0	4	260	65.0	4	0
Oct 03	at Tennessee	4	169	42.2	47	0	0	4	0	1	2-2	50	0	4	226	56.5	3	0
Oct 10	LSU	1	66	66.0	66	0	1	0	1	0	1-2	52	0	8	520	65.0	8	0
Oct 24	KENTUCKY	4	154	38.5	45	0	0	2	0	3	2-2	20	0	4	260	65.0	4	0
Oct 31	at Florida	7	312	44.6	58	0	1	2	2	1	1-2	29	0	4	260	65.0	4	0
Nov 2	at South Carolina	7	305	43.6	51	0	0	2	2	5	1-1	20	0	3	195	65.0	2	0
Missouri		26	1123	43.2	66	0	2	12	5	11	9-11	52	0	27	1721	63.7	25	0
		26	1139	43.8	60	0	1	11	5	7	7-9	51	1	35	2019	57.7	19	2

Missouri Opponent Game-by-Game (as of Nov 23, 2020)  
All games

OPPONENT STATISTICS

Date	Opponent	Rushing				Receiving				Passing				Kick Returns				Punt Returns				tot off		
		no.	yds	td	lg	no.	yds	td	lg	cmp	att	int	yds	td	lg	no.	yds	td	lg	no.	yds		td	lg
Sep 26	ALABAMA	36	111	3	18	23	303	2	46	23	32	0	303	2	46	0	0	0	0	0	0	0	0	414
Oct 03	at Tennessee	51	232	4	22	14	190	1	36	14	23	0	190	1	36	0	0	0	0	0	0	0	0	422
Oct 10	LSU	20	49	1	24	29	430	4	75	29	48	0	430	4	75	0	0	0	0	0	0	0	0	479
Oct 24	KENTUCKY	22	95	0	29	5	50	1	26	5	14	0	50	1	26	0	0	0	0	0	0	0	0	145
Oct 31	at Florida	35	169	1	26	21	345	4	36	21	36	1	345	4	36	0	0	0	0	2	18	0	19	514
Nov 21	at South Carolina	36	114	1	17	20	169	0	25	20	33	1	169	0	25	1	23	0	23	1	1	0	1	283
Opponents		200	770	10	29	112	1487	12	75	112	186	2	1487	12	75	1	23	0	23	3	19	0	19	2257
		223	733	8	32	137	1489	6	69	137	202	2	1489	6	69	7	131	0	39	8	31	0	11	2222

Games: 6 • Avg/rush: 3.8 • Avg/catch: 13.3 • Pass effic: 146.51 • KR avg: 23.0 • PR avg: 6.3 • All purpose avg/game: 389.2 • Total offense a

Date	Opponent	Tackles				Sacks no-yds	Fumble		Pass Defense			blkd kick	PAT Attempts			off		
		ua	a	total	tfl-yds		ff	fr-yds	int-yds	qbh	brup		kick	rush	rcv	saf	t/o	pts
Sep 2	ALABAMA	55	7	62	8.0-37	3.0-30	1	2-0	0-0	0	1	0	5-5	0	0	0	10	38
Oct 03	at Tennessee	45	15	60	5.0-12	1.0-3	0	0-0	1-36	3	1	0	5-5	0	0	0	7	35
Oct 10	LSU	48	13	61	8.0-25	1.0-11	4	3-0	0-0	1	1	0	5-5	0	0	0	17	41
Oct 24	KENTUCKY	75	6	81	6.0-16	0.0-0	0	0-0	0-0	3	0	0	1-1	0	0	0	0	10
Oct 31	at Florida	45	14	59	6.0-38	3.0-16	1	2-0	0-0	6	6	0	5-5	0	0	0	7	41
Nov 2	at South Carolina	41	16	57	4.0-13	1.0-7	0	0-0	1-0	1	1	0	1-1	0	0	0	0	10
Opponents		309	71	380	37.0-141	9.5-67	6	7-0	2-36	14	10	0	22-22	0	0	0	41	175
		262	82	344	30.0-108	10.0-57	3	3-8	2-67	13	24	1	13-13	0	0	0	14	130

Date	Opponent	Punting							Field Goals			Kickoffs						
		no.	yds	avg	long	blkd	tb	fc	50+	i20	md-att	long	blkd	no.	yds	avg	tb	ob
Sep 2	ALABAMA	3	117	39.0	45	0	0	1	0	1	1-1	34	0	7	398	56.9	3	0
Oct 03	at Tennessee	2	90	45.0	52	0	0	1	1	1	0-1	0	0	6	360	60.0	3	1
Oct 10	LSU	5	226	45.2	60	0	0	0	1	3	2-3	51	1	8	519	64.9	7	0
Oct 24	KENTUCKY	6	264	44.0	51	0	0	4	1	0	1-1	50	0	3	170	56.7	2	0
Oct 31	at Florida	3	129	43.0	46	0	0	2	0	1	2-2	32	0	8	412	51.5	2	0
Nov 2	at South Carolina	7	313	44.7	51	0	1	3	2	1	1-1	47	0	3	160	53.3	2	1
Opponents		26	1139	43.8	60	0	1	11	5	7	7-9	51	1	35	2019	57.7	19	2
		26	1123	43.2	66	0	2	12	5	11	9-11	52	0	27	1721	63.7	25	0



Missouri Game Superlatives (as of Nov 23, 2020)  
All games

INDIVIDUAL GAME HIGHS

Rushes	37	Larry Rountree vs Kentucky (Oct 24, 2020)
Yards Rushing	126	Larry Rountree vs Kentucky (Oct 24, 2020)
TD Rushes	2	Larry Rountree vs Kentucky (Oct 24, 2020)
Long Rush	32	Jalen Knox at Florida (Oct 31, 2020)
Pass attempts	40	Connor Bazalak at Florida (Oct 31, 2020)
Pass completions	29	Connor Bazalak vs LSU (Oct 10, 2020)
Yards Passing	406	Connor Bazalak vs LSU (Oct 10, 2020)
TD Passes	4	Connor Bazalak vs LSU (Oct 10, 2020)
Long Pass	69	Connor Bazalak vs LSU (Oct 10, 2020)
Receptions	6	Tauskie Dove vs LSU (Oct 10, 2020)
	6	D'ionte Smith vs LSU (Oct 10, 2020)
	6	Damon Hazelton vs Kentucky (Oct 24, 2020)
	6	Larry Rountree at Florida (Oct 31, 2020)
	6	Keke Chism at South Carolina (Nov 21, 2020)
Yards Receiving	83	Tauskie Dove vs LSU (Oct 10, 2020)
TD Receptions	1	Tyler Badie vs Alabama (Sep 26, 2020)
	1	Tauskie Dove vs LSU (Oct 10, 2020)
	1	Tyler Badie vs LSU (Oct 10, 2020)
	1	Micah Wilson vs LSU (Oct 10, 2020)
	1	Niko Hea vs LSU (Oct 10, 2020)
	1	Tauskie Dove at South Carolina (Nov 21, 2020)
Long Reception	69	Chance Luper vs LSU (Oct 10, 2020)
Field Goals	2	Harrison Mevis vs Alabama (Sep 26, 2020)
	2	Harrison Mevis at Tennessee (Oct 03, 2020)
	2	Harrison Mevis vs Kentucky (Oct 24, 2020)
Long Field Goal	52	Harrison Mevis vs LSU (Oct 10, 2020)
Punts	7	G. McKINNIS at Florida (Oct 31, 2020)
	7	G. McKINNISS at South Carolina (Nov 21, 2020)
Punting Avg	66.0	Grant McKinnis vs LSU (Oct 10, 2020)
Long Punt	66	Grant McKinnis vs LSU (Oct 10, 2020)
Punts inside 20	5	G. McKINNISS at South Carolina (Nov 21, 2020)
Long Punt Return	11	Cade Musser at South Carolina (Nov 21, 2020)
Long Kickoff Return	39	Tyler Badie vs LSU (Oct 10, 2020)
Tackles	17	Nick Bolton at Tennessee (Oct 03, 2020)
Sacks	1.5	Martez Manuel at South Carolina (Nov 21, 2020)
Tackles For Loss	3.0	Martez Manuel vs Alabama (Sep 26, 2020)
Interceptions	1	Jarvis Ware at Florida (Oct 31, 2020)
	1	Devin Nicholson at South Carolina (Nov 21, 2020)

Missouri Game Superlatives (as of Nov 23, 2020)  
All games

TEAM GAME HIGHS

Rushes	62	vs Kentucky (Oct 24, 2020)
Yards Rushing	220	vs Kentucky (Oct 24, 2020)
Yards Per Rush	5.5	vs LSU (Oct 10, 2020)
TD Rushes	2	vs LSU (Oct 10, 2020)
	2	vs Kentucky (Oct 24, 2020)
Pass attempts	40	at Florida (Oct 31, 2020)
Pass completions	29	vs LSU (Oct 10, 2020)
Yards Passing	406	vs LSU (Oct 10, 2020)
Yards Per Pass	11.6	vs LSU (Oct 10, 2020)
TD Passes	4	vs LSU (Oct 10, 2020)
Total Plays	92	vs Kentucky (Oct 24, 2020)
Total Offense	586	vs LSU (Oct 10, 2020)
Yards Per Play	8.6	vs LSU (Oct 10, 2020)
Points	45	vs LSU (Oct 10, 2020)
Sacks By	3	at South Carolina (Nov 21, 2020)
First Downs	26	vs Kentucky (Oct 24, 2020)
Penalties	9	at Florida (Oct 31, 2020)
Penalty Yards	77	at South Carolina (Nov 21, 2020)
Turnovers	3	vs LSU (Oct 10, 2020)
Interceptions By	1	at Florida (Oct 31, 2020)
	1	at South Carolina (Nov 21, 2020)
Punts	7	at Florida (Oct 31, 2020)
	7	at South Carolina (Nov 21, 2020)
Punting Avg	66.0	vs LSU (Oct 10, 2020)
Long Punt	66	vs LSU (Oct 10, 2020)
Punts inside 20	5	at South Carolina (Nov 21, 2020)
Long Punt Return	11	at South Carolina (Nov 21, 2020)

Missouri Game Superlatives (as of Nov 23, 2020)  
All games

OPPONENT INDIVIDUAL GAME HIGHS

Rushes	19	Chandler,T., at Tennessee (Oct 03, 2020)
Yards Rushing	105	Gray,E., at Tennessee (Oct 03, 2020)
TD Rushes	3	Najee Harris, vs Alabama (Sep 26, 2020)
Long Rush	29	Asim Rose, vs Kentucky (Oct 24, 2020)
Pass attempts	48	Myles Brennan, vs LSU (Oct 10, 2020)
Pass completions	29	Myles Brennan, vs LSU (Oct 10, 2020)
Yards Passing	430	Myles Brennan, vs LSU (Oct 10, 2020)
TD Passes	4	Myles Brennan, vs LSU (Oct 10, 2020)
	4	Trask,K., at Florida (Oct 31, 2020)
Long Pass	75	Myles Brennan, vs LSU (Oct 10, 2020)
Receptions	11	T. Marshall, vs LSU (Oct 10, 2020)
Yards Receiving	235	T. Marshall, vs LSU (Oct 10, 2020)
TD Receptions	3	T. Marshall, vs LSU (Oct 10, 2020)
Long Reception	75	T. Marshall, vs LSU (Oct 10, 2020)
Field Goals	2	Cade York, vs LSU (Oct 10, 2020)
	2	Howard,C., at Florida (Oct 31, 2020)
Long Field Goal	51	Cade York, vs LSU (Oct 10, 2020)
Punts	7	Kai Kroeger, at South Carolina (Nov 21, 2020)
Punting Avg	45.2	Z.Von Rosenberg, vs LSU (Oct 10, 2020)
Long Punt	60	Z.Von Rosenberg, vs LSU (Oct 10, 2020)
Punts inside 20	3	Z.Von Rosenberg, vs LSU (Oct 10, 2020)
Long Punt Return	19	Toney,K., at Florida (Oct 31, 2020)
Long Kickoff Return	23	ZaQuandre White, at South Carolina (Nov 21, 2020)
Tackles	18	Yusuf Corker, vs Kentucky (Oct 24, 2020)
Sacks	1.0	C. Harris, vs Alabama (Sep 26, 2020)
	1.0	LaBryan Ray, vs Alabama (Sep 26, 2020)
	1.0	Josh Jobe, vs Alabama (Sep 26, 2020)
	1.0	Johnson,D., at Tennessee (Oct 03, 2020)
	1.0	BJ Ojulari, vs LSU (Oct 10, 2020)
	1.0	Moon,J., at Florida (Oct 31, 2020)
	1.0	Slaton,T., at Florida (Oct 31, 2020)
	1.0	Lee,J., at Florida (Oct 31, 2020)
	1.0	K. Enagbare, at South Carolina (Nov 21, 2020)
Tackles For Loss	2.0	C. Harris, vs Alabama (Sep 26, 2020)
	2.0	Dylan Moses, vs Alabama (Sep 26, 2020)
	2.0	Ali Gaye, vs LSU (Oct 10, 2020)
	2.0	Jabril Cox, vs LSU (Oct 10, 2020)
	2.0	Yusuf Corker, vs Kentucky (Oct 24, 2020)
	2.0	Moon,J., at Florida (Oct 31, 2020)
	2.0	Jaylan Foster, at South Carolina (Nov 21, 2020)
Interceptions	1	Jackson,T., at Tennessee (Oct 03, 2020)
	1	Cam Smith, at South Carolina (Nov 21, 2020)

Missouri Game Superlatives (as of Nov 23, 2020)  
All games

OPPONENT TEAM GAME HIGHS

Rushes	51	at Tennessee (Oct 03, 2020)
Yards Rushing	232	at Tennessee (Oct 03, 2020)
Yards Per Rush	4.8	at Florida (Oct 31, 2020)
TD Rushes	4	at Tennessee (Oct 03, 2020)
Pass attempts	48	vs LSU (Oct 10, 2020)
Pass completions	29	vs LSU (Oct 10, 2020)
Yards Passing	430	vs LSU (Oct 10, 2020)
Yards Per Pass	9.6	at Florida (Oct 31, 2020)
TD Passes	4	vs LSU (Oct 10, 2020)
	4	at Florida (Oct 31, 2020)
Total Plays	74	at Tennessee (Oct 03, 2020)
Total Offense	514	at Florida (Oct 31, 2020)
Yards Per Play	7.2	at Florida (Oct 31, 2020)
Points	41	vs LSU (Oct 10, 2020)
	41	at Florida (Oct 31, 2020)
Sacks By	3	vs Alabama (Sep 26, 2020)
	3	at Florida (Oct 31, 2020)
First Downs	26	at Tennessee (Oct 03, 2020)
Penalties	11	at South Carolina (Nov 21, 2020)
Penalty Yards	85	at South Carolina (Nov 21, 2020)
Turnovers	2	at Florida (Oct 31, 2020)
Interceptions By	1	at Tennessee (Oct 03, 2020)
	1	at South Carolina (Nov 21, 2020)
Punts	7	at South Carolina (Nov 21, 2020)
Punting Avg	45.2	vs LSU (Oct 10, 2020)
Long Punt	60	vs LSU (Oct 10, 2020)
Punts inside 20	3	vs LSU (Oct 10, 2020)
Long Punt Return	19	at Florida (Oct 31, 2020)

Missouri Red-Zone Results (as of Nov 23, 2020)  
All games

Missouri Inside Opponent Red-Zone

Date	Opponent	Score	Times In RZ	Times Score	Total Pts	Rush TDs	Pass TDs	FGs Made	Failed to score inside RZ						
									FGA	Dow	Int	Fum	Half	Gam	
Sep 26, 202	ALABAMA	L 19-38	3	3	12	1	1	0	2	0	0	0	0	0	0
Oct 03, 202	at Tennessee	L 12-35	2	2	9	1	1	0	1	0	0	0	0	0	0
Oct 10, 202	LSU	45-41	2	2	14	2	1	1	0	0	0	0	0	0	0
Oct 24, 202	KENTUCKY	20-10	5	4	20	2	2	0	2	0	1	0	0	0	0
Oct 31, 202	at Florida	L 17-41	3	2	10	1	1	0	1	1	0	0	0	0	0
Nov 21, 202	at South Carolina	17-10	3	3	17	2	1	1	1	0	0	0	0	0	0
Totals			18	16	82	9	7	2	7	1	1	0	0	0	0
16 of 18 (88.9%)															

Opponents Inside Missouri Red-Zone

Date	Opponent	Score	Times In RZ	Times Score	Total Pts	Rush TDs	Pass TDs	FGs Made	Failed to score inside RZ						
									FGA	Dow	Int	Fum	Half	Gam	
Sep 26, 202	ALABAMA	L 19-38	6	5	31	4	3	1	1	0	0	0	1	0	0
Oct 03, 202	at Tennessee	L 12-35	5	5	35	5	4	1	0	0	0	0	0	0	0
Oct 10, 202	LSU	45-41	4	3	21	3	1	2	0	0	1	0	0	0	0
Oct 24, 202	KENTUCKY	20-10	0	0	0	0	0	0	0	0	0	0	0	0	0
Oct 31, 202	at Florida	L 17-41	6	6	34	4	1	3	2	0	0	0	0	0	0
Nov 21, 202	at South Carolina	17-10	1	1	7	1	1	0	0	0	0	0	0	0	0
Totals			22	20	128	17	10	7	3	0	1	0	1	0	0
20 of 22 (90.9%)															



Missouri By-Quarter Statistics (as of Nov 23, 2020)  
All games

3rd-Down Conversions

Date	Opponent	Score	Overall		1st Qtr		2nd Qtr		3rd Qtr		4th Qtr		Overtime	
Sep 26, 202	ALABAMA	L 19-38	8-16	50.0	0-3	0.0	3-5	60.0	3-5	60.0	2-3	66.7		
Oct 03, 202	at Tennessee	L 12-35	6-15	40.0	1-3	33.3	2-5	40.0	0-3	0.0	3-4	75.0		
Oct 10, 202	LSU	45-41	5-10	50.0	2-3	66.7	3-5	60.0	0-1	0.0	0-1	0.0		
Oct 24, 202	KENTUCKY	20-10	10-20	50.0	1-3	33.3	3-5	60.0	3-6	50.0	3-6	50.0		
Oct 31, 202	at Florida	L 17-41	3-15	20.0	1-4	25.0	0-4	0.0	0-2	0.0	2-5	40.0		
Nov 21, 202	at South Carolina	17-10	8-16	50.0	2-4	50.0	4-5	80.0	1-3	33.3	1-4	25.0		
	Missouri		40-92	43.5	7-20	35.0	15-29	51.7	7-20	35.0	11-23	47.8	0-0	0.0
	Opponents		27-75	36.0	7-23	30.4	5-19	26.3	6-15	40.0	9-18	50.0	0-0	0.0

4th-Down Conversions

Date	Opponent	Score	Overall		1st Qtr		2nd Qtr		3rd Qtr		4th Qtr		Overtime	
Sep 26, 202	ALABAMA	L 19-38	2-3	66.7	0-1	0.0	0-0	0.0	1-1	100.0	1-1	100.0		
Oct 03, 202	at Tennessee	L 12-35	2-3	66.7	0-0	0.0	0-0	0.0	2-2	100.0	0-1	0.0		
Oct 10, 202	LSU	45-41	0-1	0.0	0-1	0.0	0-0	0.0	0-0	0.0	0-0	0.0		
Oct 24, 202	KENTUCKY	20-10	4-5	80.0	0-0	0.0	1-1	100.0	2-3	66.7	1-1	100.0		
Oct 31, 202	at Florida	L 17-41	1-1	100.0	0-0	0.0	0-0	0.0	0-0	0.0	1-1	100.0		
Nov 21, 202	at South Carolina	17-10	0-0	0.0	0-0	0.0	0-0	0.0	0-0	0.0	0-0	0.0		
	Missouri		9-13	69.2	0-2	0.0	1-1	100.0	5-6	83.3	3-4	75.0	0-0	0.0
	Opponents		8-10	80.0	5-6	83.3	0-0	0.0	1-1	100.0	2-3	66.7	0-0	0.0

Time of Possession

Date	Opponent	Score	Overall		1st Qtr		2nd Qtr		3rd Qtr		4th Qtr		Overtime	
Sep 26, 202	ALABAMA	L 19-38	28:35		6:13		7:58		11:44		2:40			
Oct 03, 202	at Tennessee	L 12-35	28:10		4:14		9:38		6:25		7:53			
Oct 10, 202	LSU	45-41	30:49		7:04		11:34		6:16		5:55			
Oct 24, 202	KENTUCKY	20-10	43:10		8:07		10:12		12:46		12:05			
Oct 31, 202	at Florida	L 17-41	27:00		7:57		5:46		4:22		8:55			
Nov 21, 202	at South Carolina	17-10	28:34		6:06		7:57		7:34		6:57			
	Missouri	Total	186:18		39:41		53:05		49:07		44:25		0:00	
		Avg.	31:03		6:36		8:50		8:11		7:24		0:00	
	Opponents	Total	173:42		50:19		36:55		40:53		45:35		0:00	
		Avg.	28:57		8:23		6:09		6:48		7:35		0:00	

Missouri Games Played (as of Nov 23, 2020)  
All games

##	PLAYER	GP-GS	UA	UT	LSU	UK	UF	SC
15	K. AbramsDraine	3/-	XXX	XXX	XXX	...	...	...
1	Tyler Badie	6/1	XXX	START	XXX	XXX	XXX	XXX
33	Chad Bailey	6/-	XXX	XXX	XXX	XXX	XXX	XXX
20	Simi Bakare	6/-	XXX	XXX	XXX	XXX	XXX	XXX
11	B. Banister	6/2	XXX	XXX	XXX	START	START	XXX
8	Connor Bazelak	6/4	XXX	XXX	START	START	START	START
1D	Joshuah Bledsoe	6/6	START	START	START	START	START	START
32	Nick Bolton	6/6	START	START	START	START	START	START
79	Larry Borom	4/4	START	START	START	START	...	...
36	Joe Britton	3/-	XXX	XXX	XXX	...	...	...
25	Jamal Brooks	6/-	XXX	XXX	XXX	XXX	XXX	XXX
7D	Stacy Brown	4/-	XXX	XXX	...	XXX	XXX	...
66	Jack Buford	1/-	...	...	...	...	...	XXX
24	Ishmael Burdine	5/-	XXX	XXX	XXX	XXX	XXX	...
97	Akial Byers	5/2	XXX	XXX	...	START	XXX	START
1C	Jaylon Carlies	6/1	XXX	XXX	XXX	XXX	XXX	START
6	Keke Chism	5/4	START	START	...	START	START	XXX
88	Christopherson	6/2	XXX	START	XXX	XXX	XXX	START
59	Case Cook	6/6	START	START	START	START	START	START
72	Xavier Delgado	5/4	START	START	START	START	XXX	...
86	Tauskie Dove	6/1	XXX	XXX	START	XXX	XXX	XXX
28	Dawson Downing	6/-	XXX	XXX	XXX	XXX	XXX	XXX
76	Javon Foster	5/2	XXX	...	XXX	XXX	START	START
14	Dominic Gicinto	4/-	XXX	XXX	...	XXX	XXX	...
9D	Tyree Gillespie	6/5	START	XXX	START	START	START	START
54	Luke Griffin	5/1	XXX	XXX	...	XXX	XXX	START
2X	J. Hansford	2/-	...	...	...	...	XXX	XXX
47	D. Hawthorne	3/-	...	...	...	XXX	XXX	XXX
7	Damon Hazelton	5/4	START	START	...	START	START	XXX
48	Niko Hea	6/2	XXX	XXX	XXX	XXX	START	START
13	J.J. Hester	1/-	...	...	...	...	XXX	...
49	Jake Hoffman	6/-	XXX	XXX	XXX	XXX	XXX	XXX
1J	Trajan Jeffcoat	5/3	XXX	START	START	XXX	START	...
43	Jerney Jones	6/-	XXX	XXX	XXX	XXX	XXX	XXX
95	Ben Key	1/-	...	...	...	XXX	...	...
9	Jalen Knox	6/2	START	XXX	XXX	XXX	XXX	START
9K	Sean Koetting	6/-	XXX	XXX	XXX	XXX	XXX	XXX
64	Bobby Lawrence	5/2	...	START	START	XXX	XXX	XXX
18	Chance Luper	1/-	...	...	XXX	...	...	...
19	Jay Maclin	1/-	...	...	...	...	...	XXX
55	Michael Maietti	6/6	START	START	START	START	START	START
3D	Martez Manuel	6/6	START	START	START	START	START	START
99	Isaiah McGuire	6/4	XXX	START	START	XXX	START	START
17	G. McKINNIS	1/-	...	...	...	...	XXX	...
1P	Grant McKinnis	4/-	XXX	XXX	XXX	XXX	...	...
1P	G. McKINNISS	1/-	...	...	...	...	...	XXX
92	Harrison Mevis	6/-	XXX	XXX	XXX	XXX	XXX	XXX

Missouri Games Played (as of Nov 23, 2020)  
All games

##	PLAYER	GP-GS	UA	UT	LSU	UK	UF	SC
22	Aubrey Miller	1/-	XXX	...	...	...	...	...
10	Chris Mills	2/-	...	...	...	...	XXX	XXX
87	Cade Musser	3/-	...	...	...	XXX	XXX	XXX
1X	Devin Nicholson	6/6	START	START	START	START	START	START
53	Will Norris	1/-	...	...	...	...	...	XXX
3P	Mason Pack	6/-	XXX	XXX	XXX	XXX	XXX	XXX
82	Daniel Parker	4/4	START	START	START	START	...	...
29	Jamie Pettway	5/-	...	XXX	XXX	XXX	XXX	XXX
51	Zeke Powell	5/4	START	...	XXX	START	START	START
2D	Ennis Rakestraw	6/6	START	START	START	START	START	START
6D	Darius Robinson	3/1	XXX	XXX	...	...	...	START
3	Shawn Robinson	3/3	START	START	START	...	...	...
34	Larry Rountree	6/5	START	XXX	START	START	START	START
73	Mike Ruth	4/-	...	...	XXX	XXX	XXX	XXX
4Y	Sci Martin, Jr.	3/-	...	...	XXX	XXX	XXX	...
31	D'ionte Smith	5/-	XXX	XXX	XXX	XXX	XXX	...
1S	Adam Sparks	5/2	XXX	START	START	XXX	XXX	...
70	Dylan Spencer	2/1	...	...	...	XXX	START	...
80	Messiah Swinson	6/-	XXX	XXX	XXX	XXX	XXX	XXX
39	Chris Turner	6/2	START	XXX	XXX	START	XXX	XXX
90	Markell Utsey	5/5	START	START	START	START	START	...
8D	Jarvis Ware	5/3	START	...	XXX	START	START	XXX
78	Kobie Whiteside	2/2	START	START	...	...	...	...
40	Cameron Wilkins	3/-	XXX	XXX	XXX	...	...	...
4D	Jalani Williams	4/1	XXX	START	XXX	...	...	XXX
0D	Tre Williams	6/4	START	XXX	START	START	START	XXX
2	Micah Wilson	6/2	XXX	XXX	START	XXX	XXX	START
96	Cannon York	5/1	XXX	XXX	XXX	...	XXX	START
4	Elijah Young	3/-	XXX	...	...	...	XXX	XXX

Missouri Total Tackles Game-by-Game (as of Nov 23, 2020)  
All games

Total Tackles	UA-A	Total	UA	UT	LSU	UK	UF	SC
Nick Bolton	48-19	67	7-1	13-4	9-2	7-0	4-6	8-6
Devin Nicholson	32-11	43	7-3	4-1	5-2	3-0	11-2	2-3
Martez Manuel	28-8	36	6-1	6-3	2-3	3-0	7-0	4-1
Tyree Gillespie	29-6	35	7-1	4-1	3-1	3-0	8-0	4-3
Joshuah Bledsoe	21-2	23	3-0	6-0	6-1	2-0	3-0	1-1
Isaiah McGuire	5-10	15	-	1-2	0-3	-	2-2	2-3
Tre Williams	9-6	15	2-1	2-0	-	2-1	2-1	1-3
Ennis Rakestraw	12-0	12	4-0	3-0	1-0	-	-	4-0
Trajan Jeffcoat	10-2	12	3-0	2-1	3-0	1-0	1-1	DNP
Markell Utsey	9-2	11	3-0	3-0	2-2	-	1-0	DNP
Adam Sparks	8-2	10	1-0	2-0	5-0	-	0-2	DNP
Jarvis Ware	6-3	9	-	DNP	0-1	-	3-0	3-2
Akial Byers	5-4	9	0-1	-	DNP	1-1	0-1	4-1
Cameron Wilkins	5-2	7	2-1	3-1	-	DNP	DNP	DNP
Kobie Whiteside	5-0	5	3-0	2-0	DNP	DNP	DNP	DNP
Chris Turner	4-1	5	-	1-1	-	-	2-0	1-0
Darius Robinson	5-0	5	1-0	1-0	DNP	DNP	DNP	3-0
Ishmael Burdine	4-0	4	-	1-0	1-0	1-0	1-0	DNP
Team	3-0	3	-	-	3-0	-	-	-
Sci Martin, Jr.	2-1	3	DNP	DNP	0-1	1-0	1-0	DNP
Jaylon Carlies	2-0	2	1-0	-	-	-	-	1-0
Cannon York	1-1	2	-	-	-	DNP	1-0	0-1
Jalani Williams	2-0	2	-	1-0	1-0	DNP	DNP	-
Dawson Downing	2-0	2	-	-	-	-	1-0	1-0
Keke Chism	1-0	1	-	1-0	DNP	-	-	-
J. Hansford	1-0	1	DNP	DNP	DNP	DNP	-	1-0
Chad Bailey	0-1	1	-	0-1	-	-	-	-
Tauskie Dove	1-0	1	-	-	-	-	-	1-0
Larry Rountree	0-1	1	-	0-1	-	-	-	-
Dominic Gicinto	1-0	1	-	-	DNP	-	1-0	DNP
Jamal Brooks	1-0	1	-	-	-	-	-	1-0

Missouri Passing Game-by-Game (as of Nov 23, 2020)  
All games

#8 Connor Bazelak	Comp	Att	Int	Pct	Yards	TD	Long	Sacked	Effic
Alabama	7	14	0	50.0	68	0	22	1-4	90.80
Tennessee	13	21	1	61.9	218	0	37	1-3	139.58
LSU	29	34	0	85.3	406	4	69	1-11	224.42
Kentucky	21	30	0	70.0	201	0	27	0-0	126.28
Florida	26	40	0	65.0	208	0	19	3-16	108.68
South Carolina	21	33	1	63.6	203	1	28	1-7	119.25
TOTALS	117	172	2	68.0	1304	5	69	7-41	138.97

#3 Shawn Robinson	Comp	Att	Int	Pct	Yards	TD	Long	Sacked	Effic
Alabama	19	25	0	76.0	185	1	54	2-26	151.36
Tennessee	1	4	0	25.0	0	0	0	0-0	25.00
TOTALS	20	29	0	69.0	185	1	54	2-26	133.93

#1P Grant McKinnis	Comp	Att	Int	Pct	Yards	TD	Long	Sacked	Effic
LSU	0	1	0	0.0	0	0	0	0-0	0.00
TOTALS	0	1	0	0.0	0	0	0	0-0	0.00



Missouri Rushing/Receiving Game-by-Game (as of Nov 23, 2020)  
All games

RUSHING	No-Yds/TD	UA	UT	LSU	UK	UF	SC
Larry Rountree	122-490/5	14-67/0	18-84/1	18-119/	37-126/	14-36/1	21-58/1
Tyler Badie	36-142/1	4-11/0	6-19/0	5-39/1	13-52/0	2--2/0	6-23/0
Jalen Knox	9-81/1	2-9/0	1-13/0	3-20/1	1-4/0	1-32/0	1-3/0
Connor Bazelak	34-62/1	3-12/1	8-11/0	6-3/0	10-40/0	4--16/0	3-12/0
Elijah Young	2-11/0	-	DNP	DNP	DNP	1-5/0	1-6/0
Damon Hazelton	2-3/0	1-0/0	1-3/0	DNP	-	-	-
K. AbramsDraine	1-3/0	1-3/0	-	-	DNP	DNP	DNP
Dawson Downing	1-2/0	1-2/0	-	-	-	-	-
Team	4--7/0	DNP	DNP	1--1/0	1--2/0	DNP	2--4/0
Keke Chism	1--15/0	-	-	DNP	-	1--15/0	-
Shawn Robinson	11--39/0	8--35/0	3--4/0	-	DNP	DNP	DNP

RECEIVING	No-Yds/TD	UA	UT	LSU	UK	UF	SC
Jalen Knox	25-248/0	5-63/0	4-37/0	5-56/0	5-60/0	3-20/0	3-12/0
Tyler Badie	13-200/2	1-54/1	2-44/0	3-28/1	2-15/0	1-5/0	4-54/0
Keke Chism	15-189/0	2-12/0	1-28/0	DNP	1-24/0	5-68/0	6-57/0
Damon Hazelton	17-175/0	5-34/0	4-66/0	DNP	6-51/0	2-24/0	-
Tauskie Dove	12-141/2	1-9/0	-	6-83/1	1-7/0	2-17/0	2-25/1
B. Banister	13-134/0	3-27/0	-	4-52/0	-	2-9/0	4-46/0
Niko Hea	9-80/1	1-9/0	-	2-19/1	4-31/0	2-21/0	-
Chance Luper	1-69/0	DNP	DNP	1-69/0	DNP	DNP	DNP
D'ionte Smith	7-64/0	-	-	6-54/0	1-10/0	-	DNP
Dominic Gicinto	4-52/0	3-44/0	-	DNP	-	1-8/0	DNP
Christopherson	3-47/0	-	1-37/0	-	-	2-10/0	-
Micah Wilson	2-45/1	-	-	2-45/1	-	-	-
Larry Rountree	9-34/0	-	1-1/0	-	1-3/0	6-26/0	1-4/0
Daniel Parker	4-11/0	3-6/0	1-5/0	-	-	DNP	DNP
Dawson Downing	1-7/0	1-7/0	-	-	-	-	-
Jay Maclin	1-5/0	DNP	DNP	DNP	DNP	DNP	1-5/0
Shawn Robinson	1--12/0	1--12/0	-	-	DNP	DNP	DNP

Missouri Return Stats Game-by-Game (as of Nov 23, 2020)  
All games

PUNT RETURNS	No-Yds	UA	UT	LSU	UK	UF	SC
Cade Musser	2-17	DNP	DNP	DNP	-	-	2-17
K. AbramsDraine	4-9	1--1	1-6	2-4	DNP	DNP	DNP
B. Banister	1-3	1-3	-	-	-	-	-
Jarvis Ware	1-2	-	DNP	1-2	-	-	-

KICK RETURNS	No-Yds	UA	UT	LSU	UK	UF	SC
Tyler Badie	7-131	2-38	1-10	1-39	-	3-44	-

INT. RETURNS	No-Yds	UA	UT	LSU	UK	UF	SC
Jarvis Ware	1-59	-	DNP	-	-	1-59	-
Devin Nicholson	1-8	-	-	-	-	-	1-8

FUMBLE RETURNS	No-Yds	UA	UT	LSU	UK	UF	SC
Nick Bolton	1-8	1-8	-	-	-	-	-

Missouri Sacks Game-by-Game (as of Nov 23, 2020)  
All games

SACKS	UA-A	Total	UA	UT	LSU	UK	UF	SC
Trajan Jeffcoat	3-0	3.0	1.0-10	1.0-1	1.0-3	-	-	DNP
Devin Nicholson	1-1	1.5	-	-	1.0-7	-	-	0.5-3
Martez Manuel	1-1	1.5	-	-	-	-	-	1.5-10
Nick Bolton	1-0	1.0	-	-	-	1.0-4	-	-
Isaiah McGuire	1-0	1.0	-	1.0-10	-	-	-	-
Ennis Rakestraw	1-0	1.0	-	-	-	-	-	1.0-2
Tre Williams	1-0	1.0	1.0-7	-	-	-	-	-

Missouri Tackle For Loss Game-by-Game (as of Nov 23, 2020)  
All games

TACKLES FOR LOSS	UA-A	Total	UA	UT	LSU	UK	UF	SC
Nick Bolton	5-0	5.0	1.0-2	-	-	1.0-4	1.0-1	2.0-7
Martez Manuel	4-1	4.5	3.0-4	-	-	-	-	1.5-10
Trajan Jeffcoat	3-0	3.0	1.0-10	1.0-1	1.0-3	-	-	DNP
Devin Nicholson	2-1	2.5	1.0-2	-	1.0-7	-	-	0.5-3
Akial Byers	2-1	2.5	-	-	DNP	1.0-1	-	1.5-3
Markell Utsey	2-0	2.0	-	-	1.0-2	-	1.0-2	DNP
Ennis Rakestraw	2-0	2.0	-	-	1.0-2	-	-	1.0-2
Isaiah McGuire	2-0	2.0	-	1.0-10	-	-	-	1.0-3
Tre Williams	1-1	1.5	1.0-7	-	-	-	-	0.5-1
Cameron Wilkins	1-0	1.0	1.0-2	-	-	DNP	DNP	DNP
Joshuah Bledsoe	1-0	1.0	1.0-12	-	-	-	-	-
Tyree Gillespie	1-0	1.0	-	-	-	-	1.0-1	-
Cannon York	1-0	1.0	-	-	-	DNP	1.0-2	-
Chris Turner	1-0	1.0	-	-	-	-	-	1.0-4

Missouri Fumbles Game-by-Game (as of Nov 23, 2020)  
All games

FUMBLES	No-Lost	UA	UT	LSU	UK	UF	SC
Connor Bazalak	3-2	-	1-0	1-1	-	1-1	-
Shawn Robinson	2-1	2-1	-	-	DNP	DNP	DNP
K. AbramsDraine	2-1	-	-	2-1	DNP	DNP	DNP
Tauskie Dove	1-0	-	-	1-0	-	-	-
B. Banister	1-1	1-1	-	-	-	-	-
Michael Maletti	1-0	-	1-0	-	-	-	-
Larry Rountree	1-1	-	-	1-1	-	-	-
Tyler Badie	1-1	-	-	-	-	1-1	-
Jalen Knox	1-0	-	-	-	-	-	1-0

FUMBLES FORCED	Numb	UA	UT	LSU	UK	UF	SC
Tre Williams	1	1	-	-	-	-	-
Joshuah Bledsoe	1	-	-	-	1	-	-
Martez Manuel	1	-	-	-	-	1	-

FUMBLES RECOVERE	Numb	UA	UT	LSU	UK	UF	SC
Nick Bolton	1	1	-	-	-	-	-
Joshuah Bledsoe	1	-	-	-	1	-	-
Cannon York	1	-	-	-	DNP	1	-