

Collier County Public Schools

2021 HONOR BAND AUDITION REQUIREMENTS

For 9th and 10th grade students auditioning in January 2021 for the March 2021 CCPS Honor Band

CCPS 9th and 10th Grade Honor Band Audition Requirements:

Students will be asked to perform:

1. **The specified prepared exercise** for their grade and instrument(s) as listed in the CCPS Honor Band Audition Requirements below. Note the suggested tempi.
2. **Twelve major scales**, (in 3 minutes or less) from memory, complete with arpeggios, in two octaves or more. All scales must be performed within the allotted timeframe. Scales must be performed in complete octaves. The scales will be tongued ascending and slurred descending where applicable. Scales will be performed in the circle of fourths, starting with the concert key of C, F, Bb, Eb, Ab, Db, Gb, B, E, A, D, G. The scale pattern is ♩ ♪ ♪ ♪ ♪ ♪ ♪ . The arpeggio pattern is ♩ ♪ ♪ ♪ .

2021 CCPS 9th and 10th GRADE HONOR BAND PREPARED EXERCISES

Play the entire exercise unless specific measures are indicated.

<p>Flute: pg. 38, #18, top line, m. 11-30, no repeats, quarter note = 63 <u>Rubank Advanced Method Volume II</u></p>	<p>Trumpet: pg. 6, Coronation, m. 1-26, quarter note = 90 <u>Concert Studies for Trumpet (for Philip Smith). Pub: Curnow Music/Hal Leonard</u></p>
<p>Oboe: pg. 32, #12, top line, m. 1-18, no repeats, quarter note = 84 <u>Rubank Advanced Method Volume II</u></p>	<p>Horn in F: pg. 24, #6, top line, beginning – m. 22, no D.C., dotted quarter note = 63 <u>Rubank Advanced Method Volume II</u></p>
<p>Bassoon: pg. 44, “Langsam”, no repeats, quarter note = 72 <u>Weissenborn Method For Bassoon, New Enlarged Edition, Pub: Carl Fischer</u></p>	<p>Trombone: pg. 20/21, #16, beginning – m. 24 + 1 note, quarter note = 120 <u>Melodious Etudes for Trombone, by Joannes Rochut, ed. By Alan Raph (Bk1)</u></p>
<p>Bb Clarinet: pg. 71, #26, m. 1-16, eighth note = 76 <u>Rubank Advanced Method Volume II</u></p>	<p>Euphonium BC: pg. 20/21, #16, beginning – m. 24 + 1 note, quarter note = 120 <u>Melodious Etudes for Trombone, by Joannes Rochut, ed. By Alan Raph (Bk1)</u></p>
<p>Bass Clarinet: pg. 56, #20, beginning – m. 14 + 1 note, dotted quarter note = 66 <u>Rubank Advanced Method Volume II (for clarinet)</u></p>	<p>Euphonium TC: (transpose exercise) pg. 20/21, #16, beginning – m. 24 + 1 note, quarter note = 120 <u>Melodious Etudes for Trombone, by Joannes Rochut, ed. By Alan Raph (Bk1)</u></p>
<p>Eb Contra Alto, Bb Contra Bass Clarinet: pg. 44, #19, bottom line, m. 21-40 plus 1 note, quarter note = 72 <u>Rubank Advanced Method Volume II (for clarinet)</u></p>	<p>Tuba: pg. 43, #26, quarter note = 60 <u>Rubank Advanced Method Volume II</u></p>
<p>Alto Saxophone: pg. 40, #19, top line, m. 1-17 + 1 note, quarter note = 72 <u>Rubank Advanced Method Volume II</u></p>	<p>Percussion: Percussionists must audition on <u>all three areas</u>.</p> <p>Mallets: pg. 30-31, Giga from Partita No. 3, in E Major – Bach, beginning to count 4 of m. 16, dotted quarter note = 65 <u>Masterworks for Mallets trans. by Beth Gottlieb, Publisher: Row-Loff</u></p>
<p>Tenor Saxophone: pg. 29, #9, top line, no repeats, quarter note = 66 <u>Rubank Advanced Method Volume II (for saxophone)</u></p>	<p>Snare: pg. 6, Etude 4, dotted quarter note = 58 <u>Portraits of Rhythm (CR 1966) by Anthony Cirone, Publisher: Belwin Mills</u></p>
<p>Baritone Saxophone: pg. 53, #17, quarter note = 72 <u>Rubank Advanced Method Volume II (for saxophone)</u></p>	<p>Timpani: pg. 30, Etude 19, no repeats, no 1st ending, half note = 72 <u>Pedal to the Kettle by Kirk J. Gay, Tapspace Publication</u></p>

20

47

mf dolce

53

59

64

70

a piacere

76

a tempo
mp dolce

82

87

rall.

91

2021 CCPS Honor Band 9th & 10th Grade Euphonium Exercise

No. 16

START Allegro (♩ = 120)

p

7

13



18



23

rall.

END ⁷⁰



28




32

rall. *a tempo*



37

rall.




42

p *a tempo*




48

cresc.



53

f



58



63

p



12 Major Scales

Two Octave Pattern

1 C Major



Musical notation for C Major scale, two octaves, bass clef, 4/4 time. The scale starts on middle C and spans two octaves.

5 F Major



Musical notation for F Major scale, two octaves, bass clef, 4/4 time. The scale starts on F below middle C and spans two octaves.

12 Bb Major



Musical notation for Bb Major scale, two octaves, bass clef, 4/4 time. The scale starts on Bb below middle C and spans two octaves.

19 Eb Major



Musical notation for Eb Major scale, two octaves, bass clef, 4/4 time. The scale starts on Eb below middle C and spans two octaves.

23 Ab Major



Musical notation for Ab Major scale, two octaves, bass clef, 4/4 time. The scale starts on Ab below middle C and spans two octaves.

30 Db Major



Musical notation for Db Major scale, two octaves, bass clef, 4/4 time. The scale starts on Db below middle C and spans two octaves.

34 Gb Major



Musical notation for Gb Major scale, two octaves, bass clef, 4/4 time. The scale starts on Gb below middle C and spans two octaves.

41 B Major



Musical notation for B Major scale, two octaves, bass clef, 4/4 time. The scale starts on B below middle C and spans two octaves.

45 E Major



Musical notation for E Major scale, two octaves, bass clef, 4/4 time. The scale starts on E below middle C and spans two octaves.

52 A Major



Musical notation for A Major scale, two octaves, bass clef, 4/4 time. The scale starts on A below middle C and spans two octaves.

59 D Major



Musical notation for D Major scale, two octaves, bass clef, 4/4 time. The scale starts on D below middle C and spans two octaves.

63 G Major



Musical notation for G Major scale, two octaves, bass clef, 4/4 time. The scale starts on G below middle C and spans two octaves.

12 Major Scales

Two Octave Pattern

The image displays a musical score for 12 major scales on euphonium, arranged in a two-octave pattern. Each scale is presented on a single staff with a treble clef and a 4/4 time signature. The scales are numbered and labeled as follows:

- 1 D Major (C Concert)
- 5 G Major (F Concert)
- 12 C Major (Bb Concert)
- 19 F Major (Eb Concert)
- 23 Bb Major (Ab Concert)
- 30 Eb Major (Db Concert)
- 34 Ab Major (Gb Concert)
- 41 Db Major (B Concert)
- 45 F# Major (E Concert)
- 52 B Major (A Concert)
- 59 E Major (D Concert)
- 63 A Major (G Concert)

Each scale is written as a two-octave ascending and descending pattern. The ascending pattern starts on the first line of the staff and moves up to the second line of the next staff. The descending pattern starts on the second line of the second staff and moves down to the first line of the first staff. The key signature for each scale is indicated by the number of sharps or flats in the key signature.