

Section I

2021

Mine Rescue

Rules



MINE RESCUE CONTEST RULES INDEX

<u>Title</u>	<u>Page</u>
General Information for Conducting National Mine Rescue Contests	1
Rules Governing the National Mine Rescue Contests	4
Radio Frequencies	7
Written Examination	10
Fresh-Air Base Procedures.....	11
Miscellaneous	13
Interpretations of A Card.....	14
Interpretations of B Card	20
Proper Method of Roof Testing - Figures 1(a) & 1(b)	46
Proper Method of Setting Roof Supports - Figures 2(a), 2(b), & 3	48
Extent of Gases - Figure 4.....	51
Initial Exploration (Rule 29) - Figure 5.....	52
Airlocking through an Overcast Wall - Figure 6.....	53
Mine Map Legend.....	54
Self-Contained Breathing Apparatus	59
Biomarine, BioPak 240-S Donning Procedures.....	59
Biomarine, BioPak 240-R Donning Procedures	60
Draeger BG-4 Self Contained Breathing Apparatus	60
CAREvent® DRA Automatic Rescue Ventilator.....	61

GENERAL INFORMATION FOR CONDUCTING NATIONAL MINE RESCUE CONTESTS

Mine Rescue Rules were designed as a training tool for mine rescue teams. The gas levels, limits, travel distances, water levels, etc. were developed for contest purposes only. Discretion should be used in actual mine emergency situations. If a mine rescue problem(s) is utilized to comply with Part 49 the problem(s) must be submitted and certified by the National Contest Director(s). All mine rescue contests will follow the approved set of rules that are developed by the HMRA Rules Sub-Committees and approved by the HMRA Advisory Committees. Coal mine rescue teams will be given credit under 30 CFR Part 49.20(a)(2) for participation in contests.

1. Mine rescue teams must be composed of persons who are bonafide employees of mining companies or persons who are designated or contracted by mining companies to fulfill the requirements of 30 CFR Part 49 mine rescue coverage. Members of collegiate mine rescue teams are exempt from this requirement.
2. Collegiate mine rescue teams may compete in any or all of the competitions with approval of the Contest Director(s).
3. All mine rescue teams must report to isolation at the designated time on each day of their participation. The number of persons in isolation will be limited to ten uniformed team members.
4. Teams are required to bring with them a sufficient supply of materials and apparatus accessories. Line curtain, brattice or other materials necessary for constructing bulkheads or stoppings will be furnished by the field committee.

Teams cannot expect recharging materials and facilities, apparatus parts, and accessories for the several types of apparatus to be made available at the contest site.

5. A reasonable amount of time will be established for each team to complete the problem (will be based on the average working time or established time limit for the working of the problem by the contest director(s)) and problems will be designed so that a team can successfully complete the problem(s) with no discounts if worked correctly according to rules set forth.
6. Mine rescue teams shall be notified by posting when they may review their map and scorecards. Within one hour of posting, the team captain, team trainer, briefing officer or command center attendant, and a fourth team member shall report to a designated location. Teams will have 30 minutes to review, prepare

and submit any written protests. Discounts will not be added to the teams field score once the scorecard has been signed. All protests will be considered by the Final Appeals Committee. No additional appeals will be accepted after the 30 minute time limit. Contest rules and other documents used in the contest supporting the appeal will be accepted. Under no circumstance will video tape recordings or photographs be introduced as supplementary material for consideration by the Final Appeals Committee. The captain or trainer will sign the appeal sheet to certify he has reviewed the discounts and verified the totals.

7. If a wireless internet connection is available, the Contest Director(s) may approve an option where the teams can review their results electronically. In those cases, the team must provide an email address that will be used for the review on the form provided at registration. The form must be completed and submitted at registration. Contest officials will email the scorecards, maps, written examination, etc. to the email address on record when they are ready for review. The team will have 45 minutes to review the material starting upon the "read receipt" of the email, but no more than two hours from the time it was posted outside the appeals area, and email any protests back to the Contest Officials.
8. In mine rescue ties, B cards will be the first tie breaker; mine maps (the Team map and the Briefing Officer or command center map whichever is designated by the team) will be the second tie breaker; written examinations will be the third tie breaker; time cards will be the fourth tie breaker; and actual time to work the problem(s) will be the fifth tie breaker.
9. The final ranking of combination teams will be determined from a composite of the mine rescue scores from both days, the first aid team's score, and the technician team's score. A team may enter more than one first aid team and/or technician team in the respective event. In those cases, the first aid team members and the technician team members who will be associated with the mine rescue team for the combination award must be designated at the time the mine rescue team is registered. Changes to the designated first aid team members and the technician team members may be made up to the time the team members report for lock-up prior to their respective event. This change will be submitted, in writing, to the Chief Judge of the event and/or the Contest Director(s), and must be signed by a representative of the team and the Contest Official.

The first aid teams and/or technician teams not designated to a mine rescue team for the combination award will compete in their respective event, and their scores will only be used to determine their ranking within that event.

In the event of ties in the Combination Contest, the final Mine Rescue ranking will be the tie breaker.

10. All pillar blocks will be equal size.

Each team will be provided a minimum of two blank maps (1" = 10') for working of the problems. The maps will be labeled Team map and Briefing Officer map. Additional maps may be provided according to the format/design of the problem.

The statement, problem, or team map must clearly identify entries so that teams can clearly determine the direction to begin exploration. This would include when a team enters the mine from the side or an elevator shaft into the mine.

11. For the National and Regional Contests, the team drawing will be conducted as each team registers and drops off their equipment in the isolation area. As each team arrives, the number selected by the team representative will determine their running order for the first day's field competition and the first aid and technician team competition. On the second day of the field competition, the team will run in reverse draw order.

RULES GOVERNING NATIONAL MINE RESCUE CONTESTS

1. Each team shall be composed of a minimum of eight persons (five working team members, a briefing officer (fresh air base attendant) and command center attendant/assistant fresh air base attendant, and a patient). Teams shall be limited to a maximum of ten persons.

Per 30 CFR Part 49, all mine rescue members must have completed physical examinations in the past 12 months preceding the contest and are capable of performing strenuous work under oxygen.

When teams elect to use a sound-powered telephone communication system (lifeline), teams may provide up to two persons to assist in managing the lifeline. If provided these two persons must be in lock-up and part of the ten member team. The two lifeline persons will not be selected for taking the written examination. Teams will be responsible for managing lifeline behind the contest lifeline judge.

The Contest Director(s) may exempt a team from the eight person minimum, but in no case will the team consist of less than the minimum requirements set forth in 30 CFR 49.2(b) and/or 49.12(b). Each member shall wear a different number, from one to ten, on the arm, at or near the shoulder, with No. 1 assigned to the captain, No. 6 to the briefing officer (FAB attendant). Switching of numbers by team members will not be permitted after arriving at the portal or fresh air base. Any means of affixing legible numbers on the sleeve of the uniform will be acceptable. Alternates/patients who had been isolated with the team, may assist the team placing equipment prior to starting the clock. In the event of an emergency or by problem design the alternates/patients meeting the physical requirements may be substituted for any working team member or briefing officer/command center attendant. The team may decide which position the alternate will fill.

Each team shall have a briefing officer and command center attendant, which will accompany only one participating team, unless otherwise approved by the Contest Director(s) on a case-by-case basis. Switching of team members including the briefing officer and/or command center attendant from one team to another is prohibited. The command center attendant will be isolated from visual contact with the field and will be stationed at the command center during the working of the problem and will maintain voice communications with the team using either a portable hard wire communication system or a wireless (radio) system. The command center attendant may advise the briefing officer and interact with the team. The briefing officer and/or command center attendant map may be marked with information received from the team while

the team is in by the Fresh Air Base. The individual maps for the team, briefing officer/fresh air base attendant and command center attendant will remain independent of one another and none of the respective maps will be allowed to be visually compared to one another once the team travels in by the fresh air base. All maps shall be turned in at the completion of the problem. However, only the map designated by the team shall be used for scoring purposes. The team will designate the map to use by checking the box in the lower right hand corner. If neither map is identified by the team for scoring, the briefing officer map will be scored, unless the only map completed was the command center attendant map.

The briefing officer will remain at a designated location in the fresh air base when the team is working in by the fresh air base except when it is necessary to perform work outside that location in the fresh air base. When required work is completed, the briefing officer must return to the designated location.

Briefing officers/command center attendants meeting the physical requirements may substitute for any team member if so desired.

2. Each team shall provide its own breathing apparatus for each member of the team. A breathing apparatus approved for at least four hours shall be used in mine rescue contest problems. Other approved breathing apparatus may be used on patients. Each team member must wear safety boots, an MSHA approved protective hat and permissible cap light, and members must be similarly dressed. During the working of the problem, the cap lights may or may not be turned on but must be operational. The wearing of self-rescuers is not required for Contest work. Each team member must have a metal identification tag attached to his/her belt. Each team must have at least one stretcher capable of transporting an unconscious person. Each team must have at least one portable fire extinguisher rated at 2A10BC with a minimum five-pound capacity. Fire extinguishers can be used more than once if multiple fires are encountered during the problem.
3. Each team must have its own breathing apparatus approved under Part 84, Title 42, Code of Federal Regulations. Any team that anticipates using a breathing apparatus not listed in the rules must provide, at the time of registration, written instructions outlining the proper donning procedures for such apparatus.
4. Each team must have approved gas instruments, or testers for rescue and recovery work. Gas testing devices used by teams shall be approved by MSHA, and only instruments which give an accurate reading for percent by volume or parts per million shall be used.
5. Teams must assure themselves that before they report to the mine entrance or fresh-air base all apparatus are fully assembled, airtight, and ready to wear.

Apparatus must be examined after the clock is started and before the team enters the mine or leaves the fresh air base, (per B card Rule 6). Cylinder pressures must be within specifications of approval. Spare apparatus are not required to be tested as part of the equipment check at the fresh-air base. Full practice canisters or other acceptable canisters must be in place in the apparatus. Each team will be responsible for the proper removal of all waste material from the competition site (i.e. canisters or chemicals).

6. Teams shall be equipped with and use a portable or a sound powered communication system approved by MSHA. The wires or cable shall be of sufficient tensile strength to be used as a manual communication system. Teams may use standard signals if the communication system fails. Wireless communication systems may be used, provided they are designed and used in such a manner that the integrity of the Contest is not jeopardized, as determined by the Contest Director(s).

Upon registration the team shall properly identify their radios and provide the programmed channels and frequencies for their radios. The team must provide their fully charged radios immediately upon arrival to a guard in isolation/lock-up on the day of the contest. The radios must be properly labeled as team property. When selecting a channel for team competition, their radios will be set by a designated contest official on a channel that is different from other radios in use.

The mine superintendent or other designated person will check and monitor conversations on the channel selected. In the event of failure of the radio provided to the mine superintendent or other designated person, corrective actions will be immediately taken by the team. After the clock is started and before the team advances in by the fresh air base, communications between the team and the briefing officer or command center attendant shall be tested in the presence of a judge.

Teams may take up to three radios in by the fresh air base and must provide at least three to be used by the command center and the mine superintendent or other designated official. Teams may leave additional radios in the fresh air base and command center for use in case of malfunctions. A minimum of three radios shall remain operational during the working of the problem. This consists of: one radio each for the team underground, the command center and the mine superintendent or other designated person. This complement of radios is necessary to be considered as using wireless communication.

Teams using wireless communication must have radios charged and properly programmed to the MSHA FCC licensed radio frequencies prior to turning them over to contest officials.

MSHA licensed radio frequencies and settings such as PL codes, low power, and narrow banding protect MSHA and teams from FCC violations and prevent crosstalk between competing teams.

All radios are to be MSHA approved and intrinsically safe.

VHF radios must support at least 3 channels.

UHF radios must support at least 16 channels.

National Mine Rescue Contest Radio Frequencies

Channel	UHF	PL
1	451.8000	71.9
2	456.8000	82.5
3	461.0375	94.8
4	461.1375	103.5
5	462.7625	110.9
6	462.8375	118.8
7	464.5500	127.3
8	466.0375	136.5
9	466.1375	146.5
10	469.5625	156.7
11	461.0875	167.9
12	469.5000	179.9
13	461.0625	192.8
14	464.5000	210.7
15	466.0875	225.7
16	469.5500	241.8

Channel	VHF
1	151.5050
2	154.5275
3	158.4000

Innovative Wireless Technologies, Inc. (IWT) radios are approved for the use at the National Contest. Tape will be put over the message screen and if removed during the working of the problem, the team may be disqualified.

4 Channels are available: With frequencies of 903 to 927 MHZ
(Channels 1 thru 4 with the use of a Portable Mesh Node)

A lifeline will still be required for working of the problem. This can be achieved through the use of a communication reel or rope, wire or cable, etc., which has sufficient tensile strength to be used as a manual communication system.

Anyone anticipating using wireless communication shall notify the Contest Director(s) at official registration for each event. Wireless communication systems will be prohibited in the isolation area. This includes personal pagers, cellular phones, radios, laptop computers, etc.

7. Each team must be under guard, in a designated location, before the start of the Contest. Teams must remain continuously under guard until time to work the problem. Teams that have competed will not be permitted to return to the isolation area or communicate with any teams awaiting their turn to compete.
8. Any team or member receiving information concerning a Contest problem prior to arriving at the fresh-air base will be disqualified by the Chief Judge and Director(s).

Any team or member receiving unauthorized information concerning a Contest problem after arriving at the fresh-air base may be disqualified by the Chief Judge and Director(s) or discounted under Rule 37.

This will include smart phones, smart watches, pagers, or any other electronic device capable of sending or receiving information.

9. Teams will not be permitted to furnish or make placards indicating materials or equipment and then simulate their use.

WRITTEN EXAMINATION

1. During isolation, contest officials will administer a written examination to the five working team members and the briefing officer/fresh-air base attendant of each team. The five lowest test scores will be used for the cumulative score.
2. The written examination will consist of 15 multiple choice questions each day taken from the review questions and glossaries that are in Modules 2 - 7 of the "draft" IG 115. Five of the 15 questions will be taken from Module 2 - Mine Gasses. The remaining 10 questions will be taken from Module 3 - Mine Ventilation; Module 4 -Exploration; Module 5 - Fires, Firefighting, and Explosions; Module 6 - Rescue of Survivors and the Recovery of Bodies; and Module 7 - Mine Recovery.
3. Answers will be multiple choice with only three choices. "None of the above" will not be used as one of the choices. The answers will be verbatim from the text of the Modules referenced in Item #2 above and will not be intentionally misspelled.
4. A maximum of 20 minutes will be allowed for the team members to take the test.
5. Team members taking the written examination will not be permitted to take any written material or information into the testing area.
6. No wireless communication or electronic device, including Apple watches or similar devices, will be permitted in the testing area.
7. There will be no discussion during the time that written examinations are being taken.
8. Team members from the same team will not be permitted to sit at the same table while taking the written examination.

FRESH-AIR BASE PROCEDURES

Apparatus and Material Checks

Before reporting to the contest field, each team member must check his or her own apparatus to assure that it is charged properly and in good working condition (cylinder pressure must be within specifications of approval).

Other materials and equipment such as roof testing devices, stretchers, hammers, blankets, fire extinguishers, SCSRs or other additional breathing devices, communication devices or systems, and gas detectors must be checked to see that they are in good operating condition.

Briefing

When directed by the guard, the team shall assemble all of their equipment and move to a briefing station. A video presentation may be shown and/or a prepared statement will be given to the team prior to arriving at the fresh air base. The prepared statement will include information relating to the mine or section of the mine to be explored. The team may keep the written information for use as a reference during the working of the problem.

Reporting to the Field

The person in charge of the fresh-air base will introduce himself/herself to the team captain immediately upon arrival of the team at the mine portal or fresh-air base. The captain will then introduce his team and make a statement that reflects that they are fully equipped, trained and ready to help. At this point, the team will have 4 minutes to position their equipment, lay out lifeline across the fresh-air base/distribute radios and *if applicable* have the SD card loaded in their computer and ready for use. The team will be confined to the fresh-air base during this time period. If the captain fails to start the clock at or before the 4 minutes has elapsed, the clock will be started for them. Once the clock is started the captain will place his initials and the date (month, day, and year) along with team working order on the date board. This must be done before the entire team travels inby the fresh air base. The *team* will not receive the discount for the captain not starting the clock *if it is started by the judges*.

Each team will be given a written problem and maps. The blank maps and problem will be given to the team immediately after the captain or judge starts the timing device. Time required for studying the problems, and getting under oxygen and/or air will be included in the total problem working time. No testing of equipment is required at the fresh air base. Testing was performed while in isolation. However, any continued use of

any defective equipment that occur while working the problem may have discounts assessed.

Once the clock has started, only the five working team members and the fresh air base attendant (BO) will be able to do work at the fresh air base. Field attendants or alternates will be allowed to feed out and reel in the communication wire.

The following equipment must be examined after the clock is started and before the entire team goes underground or inby the fresh-air base.

Communication systems: communications between the team and briefing officer (fresh-air base attendant) shall be established before the team advances inby the fresh-air base.

All 5 working team members must be under oxygen (following proper procedures) before any team member travels inby the fresh-air base. Proper procedure would depend on type of apparatus used by the team.

Each team captain will examine the apparatus of each team member and have his/her apparatus examined by a team member.

A proper apparatus examination will include a visual examination of the gauge, facepiece, hoses, and determine by sight or feel, that the protective cover is secure. The team member making the check must obtain assurance from the person being checked that he/she is all right. A verbal response from the person that he/she is all right or ok will suffice.

MISCELLANEOUS

1. To rescue people, teams may be required to change existing ventilation, energize power circuits, pump water, or support unsafe roof if it can be done safely. Other methods of recovery will not be accepted (i.e. roping, hooking, etc.).
2. Only judges, Contest officials, news media, and working team members will be permitted in the working areas. Unauthorized persons must stay out of the working area. Photographers who wish to take pictures of the working teams must receive permission from the Director(s) of the Contest.
3. Solid lines on a map denote actual and accurately measured workings. A solid line means there will be no openings from above, below or on the same plane that are not shown on the map.

Dotted lines, on a map, denote projections and may or may not be accurate.

4. Ventilation changes made by the team will reflect general ventilation principles, to direct airflow where it is needed, or block the airflow where it would create a violation of the rules.

Airflow will be considered to enter all openings where exhaust ventilation applies, and exit all openings where blowing-type ventilation applies.

All of the airflow from at least one opening will be required to ventilate a barricade, or remove gases and/or smoke.

Any air movement will move irrespirable and/or explosive gases across an ignition source and/or unexplored area, if not blocked.

If no airflow is indicated in the Fresh Air Base (FAB) or other openings, then none exists, regardless of ventilation controls or fan operation.

If there are no openings/exits which allow air to enter/exit the mine workings inby the Fresh Air Base, air will not travel inby the FAB unless directed; once inby the FAB the above applies. Air may be short circuited across the FAB.

INTERPRETATIONS OF A CARD

1. For each incorrect answer on written examination. ____1
2. Failure to examine gauges and apparatus at not more than 20 minute intervals. This must be done at a team stop. One point for each minute or fraction thereof. (Total discounts are not to exceed 5 points)____1

The zero point for the timekeeping process for apparatus checks will begin with the completion of the last person checked during the first apparatus examination and this will be the procedure that will be used throughout the problem. This means that all team members must be checked before the next twenty minutes have elapsed.

3. Failure to complete the problem in the calculated time, for each five minutes overtime, or fraction thereof (not to exceed 10 points) ____1

The calculated time will be determined by averaging the working time of all teams participating in the Contest.

Average working time will not be utilized in problems where time limits are set.

The working time for a problem will start when the team captain or judge starts the timing device at the fresh-air base and will continue until the team captain stops the timing device. The team captain or judge must start the timing device immediately before the team receives the maps and problem and before any work is done. In the event the captain fails to start or stop the timing device or the team begins working before the clock is started or continues to work after clock is stopped, working time will be determined by the timekeeper. When the captain stops the timing device, the maps must be submitted to the judges. (No work will be permitted on the map after the timing device has been stopped.)

For teams that do not complete the problem within the time limit:

1. Stop the team, allow no more work.
2. Discount team for everything not mapped, written instructions not followed and any rules related to patients or missing persons.
3. Discount team an additional;
 - a. 15 points if problem was not completed, or
 - b. 5 points if exploration was completed and team is traveling out of the mine, or;
 - c. 30 points if the captain stops the clock and doesn't try to finish the problem because time is running out.

4. When submitted to the map examiners, conditions and/or objects marked on the team map in any area of the mine not explored by the team, each infraction ____ 2

Conditions and/or objects that are in advance of the point that the captain has traveled shall not be recorded on the map, except for the following conditions when they extend from rib to rib: unsafe roof, caved areas, and water over knee deep. This also includes inextinguishable fires. The captain will examine these areas as close as practical, and this will require them to be located on the mine map.

Objects or conditions passed by the team in the same opening or intersection shall be marked on the map.

5. Failure to locate and record accurately (verbatim) on the team map objects/conditions that should have been found and were indicated to be in the mine, for each omission ____ 2

- A. Verbatim means that the card information only has to be in sequence not stacked or oriented like the card. It also means that symbols are not acceptable to replace wording written out on the placard (i.e., (“) cannot be substituted for the word “inches” from a placard).
- B. The team is not responsible for locating and mapping objects/conditions that are initially found in the fresh-air base. All air shafts in the mine and all objects/conditions located in the fresh air base will be shown on the Team Map, Briefing Officer’s Map and Command Center Attendant’s Map.
- C. This discount shall be assessed for all objects/conditions that are not mapped in an area of the mine that the team should have explored if the problem had been worked systematically and correctly or for mapping objects/conditions not found in the mine.
- D. Objects/conditions located in areas of elongated unsafe roof, unsafe rib, overhanging brow, and in areas where unsafe roof extends diagonally from rib to rib must be mapped if passed by the team.
- E. The legend developed by MSHA and furnished to the teams shall be used by all teams to mark their respective mine maps. Objects/conditions not covered by the legend will be written in by the team and the location of the object/condition indicated by the symbol "X". The team may place any additional information on the mine map concerning objects/conditions found in the mine if it does not adversely affect the legibility of the items/conditions required to be mapped.

- F. The marked map as submitted by the team will be compared with the problem and key map by the map examiners. Objects/conditions located on the map must be within six feet of accuracy and the six foot allowance will be measured from the center point of the object/condition drawn in to the center point of the object/condition denoted on the key map. All objects/conditions mapped by the team must be shown in the entries, crosscuts and openings. If a team fails to explore the entire mine, the farthest point of advance shall be indicated on the map submitted to the map examiners except at locations where the following objects/conditions are encountered: faces, caved areas, water over knee deep, unsafe roof across an opening, seals, stoppings, barricades, and inextinguishable fires. Objects/conditions must be indicated on the team's map submitted to the map examiners. This does not include statements read by the patient or notes given to the team.
- G. Information found on notes in lunch boxes, at barricades and any other location must be recorded on the mine map. The map shall reflect an X for each note found. (e. g. one X for the lunch box and one for the note.) These X's cannot be stacked one on top of the other.
- H. Additional information placed on the map by the team cannot be existing symbols that are presently denoted in the legend, regardless of color coding used by the team in mapping.
- I. The six foot tolerance will not apply to rib lines or pillar blocks drawn in projected areas, but discounts will be assessed for improperly located objects/conditions in these areas including faces denoted by placards.
- J. Dotted line areas (rib lines and pillar blocks and faces) that were explored by the team must be drawn in. ____2 per team stop, maximum of 6 per problem.
- K. A placard indicating person that is located by the team in an area of elongated unsafe roof, but cannot be reached due to a lack of roof support, shall be mapped as an X with the word person written out. If the team subsequently reaches the person placard and the placard is changed to a body or live person, the proper symbol shall be used in conjunction with the original X.
- L. The following changes need to be noted on the team map to indicate the conditions left in the mine and the fresh-air base: fan(s), on or off, exhausting or blowing; changes to ventilation structures (i.e. stoppings, doors, etc.); victims removed from the mine; electrical circuits energized or de-energized; fires extinguished; ignition sources relocated; water pumped; roof supports installed; and in the areas reentered by team, smoke cleared, gases removed, and permanent changes in direction of ventilation. Any terminology which describes these changes is acceptable.

If a team knows that a gas/smoke has been cleared due to a ventilation change but has not returned to that area, they may or may not show the gas/smoke cleared.

- M. A single placard which denotes the start and end of any condition requires only one symbol to be mapped.
- N. Ventilation structures, found intact, such as stoppings, doors, etc. that are initially located and mapped, will remain on the map and any removal of such structure will be reflected by a notation such as removed. If rebuilt in the same location, a notation, such as rebuilt, will suffice.
- O. All newly erected, intact and airtight structures built by the team will be considered to be temporary stoppings. Regardless of their use or intention (i.e. ventilation, airlock, seals, etc.) they shall be treated and mapped as a temporary stopping if left intact.
- P. After the clock is stopped, the judge's final ventilation map shall be confirmed on the field with the team captain or his designee.

NOTE: Team is not required to mark items that are already indicated on maps.

- 6. Failure to locate and record on the briefing officer/command center attendant map (if used for scoring purposes) all objects/conditions as described below, that should have been found and were indicated to be in the mine, for each omission _____2

The following objects/conditions as found in the mine must be located on the map(s): locations of persons/bodies; smoke; gases; caved areas; unsafe roof; water in depths that prevents travel; ignition sources; fans; fires; faces; ventilation structures (whether intact or not intact, correct symbol is sufficient); brattice cloth; line curtain; seals; barricades; air direction and refuge alternatives.

The following changes need to be noted on the map(s) to indicate the conditions left in the mine and the fresh-air base: fan(s), on or off, exhausting or blowing; intact ventilation structures, changes to ventilation structures (i.e. stoppings, doors, etc.); victims removed from the mine; electrical circuits energized or de-energized; fires extinguished; ignition sources relocated; water pumped; roof supports installed; and in the areas reentered by team, smoke cleared, gases removed, and permanent changes in direction of ventilation. Any terminology which describes these changes is acceptable. If the team fails to explore the entire mine, the team's farthest point of advance (FPA) must be noted, as per rule 5F.

Dotted line areas that were explored by the team must be drawn in, including any faces. ____ 2 per team stop, maximum of 6 per problem.

The legend developed by MSHA and furnished to the teams shall be used to mark their respective mine maps. Objects/conditions not covered by the legend will be written in by the team and the location of the object/condition indicated by the symbol "X". The briefing officer/command center attendant may place any additional information on the mine map concerning objects/conditions found in the mine if it does not adversely affect the legibility of the items/conditions required to be mapped. The marked map as submitted by the team shall be compared with the problem and key map by the map examiners. All objects/conditions required to be mapped must be shown in the order that the captain encounters them and in the correct entries, crosscuts, and openings. (Orientation, verbatim and the six foot tolerances do not apply to the briefing officer/command center attendant map.)

Additional information placed on the map by the team cannot be existing symbols that are presently denoted in the legend, regardless of color coding used by the team in mapping.

NOTE: Team is not required to mark items that are already indicated on maps.

7. Each team will have a Command Center Attendant/Assistant Fresh Air Base Attendant who will accompany only one team and remain in lock up with that team. The Command Center Attendant/Assistant Fresh Air Base Attendant will be a full time employee of the company/companies that the mine rescue team(s) represents and may or may not be one of the team members referred to in Rule 1 governing the Mine Rescue Contest. The Command Center Attendant may use the computer located in the designated Command Center location.

Each team shall have a Briefing Officer and a Command Center Attendant. The Briefing Officer will be located in the designated location in the fresh air base and the Command Center Attendant/Assistant Fresh Air Base Attendant will be located in the command center.

The electronic map of the Attendant will be graded for scoring purposes if designated by the team. If the Briefing Officer's map is used for scoring purposes and there is a discount on the Briefing Officer's map, the electronic Attendant's map will be reviewed. If that discount is correct on the electronic Attendant's map, no discount will be assessed on the Briefing Officer's map. The same removal of discount will apply if the electronic Attendant's map is scored and the discount is correct on the briefing officers' map. The removal of discount when both a Briefing Officer and a Command Center Attendant map are utilized

will be limited to 6 discounts.

Teams may bring their own computer provided it meets the specification stated on MSHA's website. (<https://www.msha.gov>) Time to set up their computer is included in the 4 minutes referred to in Rule 1 of the Fresh-Air Base procedures.

INTERPRETATIONS OF B CARD

A. Apparatus

1. Apparatus improperly assembled, each apparatus ___3

Failure to fasten covers, snaps, etc.

Full practice canisters or other acceptable canisters must be in place and used in the apparatus.

2. Apparatus improperly adjusted to the wearer, each person ___1

If required, patient must have apparatus on and properly adjusted, even if on stretcher.

This ONLY applies to shoulder straps, chest straps, and head straps that are not properly fastened, are twisted or rolled (separate discount for each strap).

3. Failure to follow prescribed procedures for going under oxygen, each person, excluding patient ___3

This will depend on type of apparatus used.

4. Apparatus part or parts worn or deteriorated so as to be dangerous to the wearer, each person ___8

Holes that are in the breathing tubes and straps that break after the wearer goes in by the fresh-air base are discounts.

5. Oxygen supply of team members over specified limitations ___2

This will apply to oxygen supply prior to starting work and be determined by the type of apparatus worn.

It does not mean minimum at end of problem.

6. Failure of captain to examine gauges, apparatus, and to have his/her gauges, apparatus examined before entering the mine, or going in by the fresh air base each apparatus ___2

7. Failure to make proper apparatus examination during any required apparatus check, each infraction ___1 (Maximum 5 Points)

Each team captain will examine gauges and apparatus of team members and have his gauge and apparatus examined by a team member.

A proper apparatus examination will include a visual examination of the gauge, facepiece, hoses, and determine by sight or feel, that the protective cover is secure. If the gauge has a protective holder, the gauge must be put back into the holder after viewing.

The team member making the check must obtain assurance from the person being checked that the person is all right. A verbal response from the person that he/she is all right will suffice.

8. Not wearing goggles in conjunction with an SCSR when smoke is encountered, each patient, each infraction ____2

Means any smoke.

9. Team members breathing external air inby the fresh-air base, each team member, each infraction (excluding patient) ____10

10. Team not following proper procedure in case of apparatus failure, each infraction ____6

Proper procedure would depend on type of apparatus; however, team must proceed to fresh-air base or other such designated location immediately.

Proper procedure for returning simulated malfunctioning apparatus to use would be to take apparatus off and set it on the ground at the fresh-air base or other such designated location, and then put it back on following the prescribed procedures for getting under oxygen.

11. Failure to properly protect patient, secure patient to stretcher, cover patient with blanket, or placing patient on stretcher in such a way as to foul proper operation of apparatus, each omission ____2

Failure to properly protect the patient shall be assessed when the team drops the patient.

Patient should be secured to stretcher by at least two bandages or straps, one around trunk of body and one around legs, covered with blanket from the neck to and including the feet and placed so as not to crimp air hoses. The bandages or straps shall be fastened perpendicular to the patient's body. The patient's arms may or may not be secured, but the blanket must cover the patient to the neck.

All unconscious patients must be brought to the fresh-air base on stretchers.

12. Failure to conduct a complete initial assessment of each patient. _____ 2
maximum per patient

An initial assessment must be conducted of all **live** persons who are encountered during the working of the problem. The assessment should commence once the captain has physically made contact with the person. Any of the five working team members may be utilized to conduct the assessment. However, the team member starting the assessment of a live person will continue and complete the assessment.

When assessing a conscious live person, a team member must physically contact the patient and verbalize the following assessments.

1. Ask if he/she is okay; asking person if he/she is "alright" will suffice.
2. Looking for life threatening injuries.

When assessing an unconscious live person, a team member must physically contact patient and verbalize the following assessments.

1. Ask patient if he/she is okay; asking if he/she is "alright"
2. Look for absence of breathing or gasping.
3. Check for presence of a carotid pulse (5-10 seconds).
4. Looking for life threatening injuries.

NOTE: Any team member examining or handling a patient/body must wear proper Body Substance Isolation (BSI) (gloves) per patient. Maximum 2 points per team member/per patient.

B. Auxiliary Equipment and Testing Devices

13. Failure to take necessary equipment and gas-detecting devices to work the problem, each omission _____ 2

Failure to take necessary equipment or testing devices underground; discount should be assessed even if team returns to fresh-air base to pick up necessary equipment.

14. The following equipment must be examined after the clock is started and before the entire team goes underground or inby the fresh-air base _____ 2

Communication system: communications between the team and briefing officer or command center attendant shall be tested before the team advances inby the fresh-air base.

15. Equipment failing to function properly, if not corrected before entering the mine, each infraction ____ 4

Faulty equipment must be left at the fresh-air base.

16. Failure to secure extra approved breathing apparatus or device to stretcher ____ 2

Extra apparatus must be secured to stretcher to prevent it from falling off.

C. Communication and Signaling

17. Failure to arrange standard lifeline pull signals ____ 3

A team must arrange standard lifeline pull signals with the judge handling the lifeline after the clock is started and before the entire team goes underground or inby the fresh-air base.

A team using wireless communication is not required to arrange standard lifeline signals prior to the entire team going underground. However, standard lifeline signals must be arranged prior to the entire team going underground if the team has retreated to the fresh air base due to communication failure and a sound-powered communication system with lifeline will be used for the completion of the problem.

18. Failure to give proper notification with lifeline or communication system of team's intentions, (total discounts not to exceed 6 during working of problem) each infraction ____ 1

The following verbal or standard lifeline pull signals shall be used between the No. 5 team member and the briefing officer/fresh air base attendant:

<u>Signal</u>	<u>Meaning</u>
1 pull or "Stop"	Stop if traveling or "All Right" if team is at rest.
2 pulls or "Advance"	Team will advance and take lifeline from fresh-air base.
3 pulls or "Retreat"	Team will retreat and give lifeline to fresh-air base. If this signal is made from the fresh-air base to team, then team should return to fresh-air base at once.

When using wireless communication/link line, if the captain is leading, the team is “advancing”; if the tail captain is leading, the team is “retreating”

4 pulls or "Help" Team is in distress.

A team using a telephone or wireless communication system must report its intentions to the command center. Constant communication shall be maintained with the command center unless a malfunction occurs.

A team will not be discounted if the communication system fails if they have back-up radios, secondary telephone communications, or, if they change to using the standard lifeline pull signals. If the lifeline breaks, the team must immediately repair the lifeline or return to the fresh-air base.

If team’s communication system fails, the team may do work necessary to repair the system. The only verbal communication between the team and the command center must relate to repairing the communication system. Teams will be discounted under Rule 37 for any other communication. When repairing the communication system, working team members may enter the isolation area.

Teams may only use standard lifeline signals if their communication system fails. If the team is using standard lifeline signals, verbal communications between the working team members and the command center is allowed. No comparison of the maps can be made.

Failure to notify the command center by voice communication or lifeline judge by lifeline pull signals of team's intentions would include advancing or retreating team inby the fresh air base prior to notifying and receiving a reply. If the team is stopped and gives a signal to retreat or advance, the No. 5 team member must await return signal prior to moving. When traveling and the No. 5 team member gives signal to stop, the No. 5 team member may not move more than two steps after receiving return signal.

Signals need not be initiated by the Captain.

Improper signals would apply only to signals transmitted between the No. 5 team member and the briefing officer/fresh air base attendant. If an improper signal is corrected prior to team moving, the team shall not be discounted. To correct an improper signal, the No. 5 team member gives a "Stop" signal prior to moving, then gives corrected signal and receives the reply from the command center or lifeline judge.

All team members must hold or be attached to the team link line while traveling. The team link line shall be not more than 28 feet in length and a non-extendable tagline not more than 36 inches in length may be used from a team member to the team link line.

19. The team must notify the briefing officer/fresh air base attendant and obtain permission before ventilation changes are made or power circuits energized ____2

Ventilation changes will be considered as starting, stopping, or redirection of the air current or changes of the constituents. Dropping a line curtain, extinguishing a fire, or opening a valve, is not considered to be a ventilation change. Boreholes cannot be used for ventilation purposes. The removal of any contaminant by the use of a line curtain and ventilating air current will require the inby end of the line curtain to be within five feet of the extent of the contaminant. If the extent of the contaminant is less than five feet inby the rib line, then the line curtain must break the imaginary rib line. If water is being pumped, teams must wait until placards have been changed by the Contest officials before assuming the water has been lowered. At the team's request and direction, the command center will be responsible for starting, stopping, or reversing fans, and for energizing and de-energizing power circuits. Contest Officials will designate whether work done in the fresh air base will be conducted by the competing team or by back-up teams. If backup team is utilized, they will be limited to making ventilation changes in the fresh air base if the working team captain has performed a roof and rib test for that ventilation structure.

20. Failure to take lifeline/link line or other communication system into the mine ____10

This would apply only if all team members were inby the fresh-air base.

Teams must carry sufficient rope, wire or cable to be used as a lifeline when smoke is encountered. The lifeline must be attached on the outby end of the smoke and left in place until the team travels back through the smoke.

Teams using radios may carry a small reel containing rope, wire or cable, etc., which has sufficient tensile strength to be used as a manual communication system, to be used in the event smoke is encountered.

21. In air clear of smoke, none of working team members having hold of lifeline/link line or having it firmly attached to his/her person. ____2

Lifeline/link line dropped by all members. Teams using radios may achieve this by having hold of their link line.

Does not apply on the surface or at the fresh-air base unless otherwise required by the Rules.

22. In smoke, each team member not having hold of lifeline/link line, or not being firmly attached to his/her person, each infraction ____2

Applies to any smoke. All team members must be in air clear of smoke before any team member drops lifeline/link line. Would include checking entrances or portals in by the imaginary line of the openings. Any part of a team member (hand, etc.) in smoke, entire team is in smoke.

Teams using radios shall secure their lifeline in a location that is clear of smoke and continue with that lifeline traveling into or through the smoke to air clear of smoke, and retreat through the smoke using the reverse procedure.

Where:

- A. No. 5 man does not travel into smoke. Captain and other team members may travel into smoke. All members must hold or be firmly attached to lifeline and/or link line. Captain's travel limited by rules covering exploration (e.g. 25' limit.)
- B. Team intends to ventilate smoke over the team; all members must hold or be firmly attached to lifeline and/or link line.

D. Gas and Roof Testing

23. Failure of captain to test the roof, faces, and/or ribs by the sound and vibration method, each infraction (maximum - 4 points at any one location except fires. An improper roof test is a maximum of 2 - each infraction).

Roof and rib tests/examinations need to be made only once where the roof is designated as unsafe, caved areas, prior to building a temporary stopping, rebuilding a stopping and at faces.

No team member may perform work or move into any area during a team stop until the captain makes the appropriate roof examination for that area. This would include either a sound and vibration method or a visual examination by the captain's physical presence.

In an intersection, placards related to roof conditions on imaginary rib lines will be considered as being discovered when the captain enters the intersection. In these cases, the appropriate method must be made by the captain prior to any team member leaving the intersection to an unexplored

area. Team members may be in the intersection prior to the test being made. (For further guidance, refer to Rule 29)

Team members can follow directly behind the captain as the captain makes roof test. (Roof test does not have to be completed for whole area.)

If it can be done safely, all roof tests shall be made from rib to rib, and the face, roof, and each rib at faces of places. Where conditions permit, the full extent of the condition requiring roof and/or rib tests shall be tested. All roof and rib tests shall be made using the sound and vibration method. No sound and vibration method roof and rib tests are required at the areas of overhanging brows or unsafe ribs.

The proper way to make roof tests along an extended area of unsafe roof would be to make roof tests from rib to rib at the outby end of the unsafe roof, zigzag between the edge of the unsafe roof and the adjacent rib, and make tests from rib to rib at the inby end. See Figure 1(a) and 1(b). If an example is not shown in the rules then a zigzag test will be sufficient.

Prior to extinguishing a fire, roof and rib tests/examination shall be made from rib to rib. When a fire is in an intersection, the tests must be made from imaginary rib line to imaginary rib line, perpendicular to the direction of team travel in the area the team member(s) work to extinguish a fire. The initial roof test/examination, prior to extinguishing a fire, will suffice until the team advances (meaning that the No. 5 person passes the fire) or the team retreats and returns to the fire area; at which time a roof test will be required. Thereafter, roof and rib tests perpendicular to the route of travel must also be made prior to each time a team member(s) travels through the area where the fire was located. The entire team traveling through the area as a unit would only require one test. (This test/examination must be made by the captain before any team member travels past the location of the fire.) One test will suffice at each team stop after the fire is extinguished.

Roof test/examination of fire at intersection must be perpendicular and from imaginary line to imaginary line. However, a zigzag roof test will be acceptable as an alternative test on subsequent trips through the fire area if a diagonal ventilation structure has been installed. (Diagonal structure will not have to be removed and the test will be comparable to the roof test illustrated for diagonal unsafe roof).

The roof and rib test must be made at all fires, including inextinguishable fires.

24. Failure to make necessary gas tests where required, each location_____5

- A. If conditions permit, tests for methane, carbon monoxide, nitrogen dioxide and oxygen deficiency shall be made at each team stop that is required by the problem or rules during initial exploration in unexplored areas and at the following normal/required areas to be tested: all mine entrances; entrances to sections of the mine to be explored; faces; walls of overcasts or undercasts, stoppings, ventilation doors, barricades, and seals, (if intact and airtight); all fires; sample pipes or tubes in airtight seals (valves must be opened before testing if closed); open boreholes; exhaust fans and objects/conditions that prohibit further travel in that direction (including cut into old works, etc.).

Test for hydrogen sulfide, sulfur dioxide and carbon dioxide will only need to be made when one of these gases are found on a gas placard during initial exploration. The team will need to check for whichever gas is found at the above listed locations and continued until the extent of the gas is determine by an airtight separation or by placards. For contest purposes, gas detectors will be capable of testing for these gases although sensors may not be in place. A verbalization of the test will suffice. No other gases will be used for contest purposes.

Gas tests made during apparatus checks are not normal areas to be tested.

- B. Methane, carbon monoxide, nitrogen dioxide and oxygen deficiency tests shall be made in each opening to an intersection before the team advances or retreats from that intersection. Tests may be made at any location in the opening within 25 feet from the original stopping point of the captain or No. 5 team member if conditions permit. Locations or conditions that require a gas test will suffice for the gas test requirement for the opening. In order to properly check an opening, mine entrance, or section entrance, the gas detecting instruments used shall be extended inby the imaginary line of the rib lines of the openings or entrances. This also applies to all openings, tying back past the imaginary rib lines previously explored. However, openings or entrances containing unsafe roof, caved areas, water over knee deep from rib to rib at or outby the imaginary line to the opening shall be tested immediately outby the condition.

Teams passing an opening without first checking that opening and making necessary gas test's, shall be discounted. Teams advancing inby an opening to a point that the No. 5 team member is at or inby the rib will be considered to have passed that opening.

- C. Teams must check all entrances to the area to be explored prior to the entire team going underground or inby the fresh-air base. Entrances may be checked in air clear of smoke without the use of a lifeline so long as the entire team does not go underground or inby the fresh-air base. The captain shall not advance more than 25 feet inby the imaginary line of the opening prior to the entire team advancing underground or inby the fresh-air base.
- D. The constituents of the air enclosed by separations intended or indicated to be airtight will be considered unknown and must be determined by the Captain before other team members enter such area. Actual constituents may be indicated by the use of placards. If a stopping has a hole in it, a gas test is not required prior to entry.
- E. When smoke is encountered, it will be considered to extend to a placard stating the "end of smoke" or a separation intended or indicated to be airtight.

If methane, carbon monoxide, nitrogen dioxide or oxygen deficiency is found in an opening containing a separation intended or indicated to be airtight, the gas will be considered to extend to the airtight separation or to a gas placard indicating a change in the gas constituents. If methane carbon monoxide, nitrogen dioxide or oxygen deficiency is encountered in other locations, it will be considered to extend to a gas placard indicating a change in the gas constituents. At that location, if no placard is present to indicate the end of the gas or a change in the gas, the gas will be considered to extend to the location of a placard indicating a change or end of the gas or an airtight structure. Depending on direction of team travel, at which time the continuance or discontinuance of the gas will be determined by gas placard. If any gas is intended to extend into inaccessible areas, both placards must be side by side immediately outby the inaccessible condition. (See Figure 4.) Methane, carbon monoxide, nitrogen dioxide and oxygen quantities will be shown on all gas placards. The order of the gases shown on the placards will be methane first, carbon monoxide second, nitrogen dioxide third and oxygen fourth (example see below).

_____ % CH₄
 _____ PPM CO
 _____ PPM NO₂
 _____ % O₂

- F. Areas in which gas tests have been performed need not be retested when a team re-enters the area unless ventilation has been changed. Upon re-entry into any area where the ventilation has been changed, including subsequent ventilation changes, teams shall make examinations for methane carbon monoxide, nitrogen dioxide and oxygen deficiency at the location of all placards where any of these gases were encountered on the initial exploration into the area. These tests shall be made prior to the entire team passing the initial location of the placard. Tests are not required at other locations upon re-entry. Areas that are affected by ventilation changes but not re-entered by a team need not be retested.
25. Improper procedure when testing with gas detectors. ____2 maximum at each required location not to exceed 10 total per problem.

A proper test shall require the following actions by the team:

METHANE - Detector shall be held at eye level or higher

CARBON MONOXIDE - Detector shall be held at chest (between neck and waist) level

NITROGEN DIOXIDE, SULFUR DIOXIDE, CARBON DIOXIDE, HYDROGEN SULFIDE and OXYGEN DEFICIENCY - Detector shall be held below the waist level

The team member shall verbally identify each test.

E. Miscellaneous

26. Failure of team captain to legibly mark date, initials, and team number on the check board at mine portal or fresh-air base after the timing device is started, ____2 each omission

Captain must legibly mark date, initials, and team number on check board after clock is started but before the entire team travels inby the fresh-airbase.

Team number means the team's working position number drawn during registration at the Contest.

27. Failure of the captain to mark legibly, with chalk, the date and his/her initials at the following locations: barricades, stoppings, ventilation doors, seals, walls of overcasts and undercasts, the location of all faces, bodies, live persons, outer door of refuge alternatives and points where

objects/conditions prohibit further travel in that direction, not to exceed 12 points ____2

These dates and initials must be marked at each required location, during the initial exploration, before the team advances or retreats from that area.

Dates and initials are not required if the live person or body cannot be reached due to the conditions of the mine.

The captain must mark the date and his/her initials at team/backup team built stoppings, at each location where they are constructed, and after the building process has begun, but before the clock is stopped or the stopping is moved.

Such places only need to be marked once. Date and initials are not required at ventilation controls completely destroyed and backside of ventilation controls that are breached or when traveling through door in stoppings and overcasts.

Date means correct month, day, and year. Dates and initials are not to be placed on placards, but at the location.

28. Failure of teams to stop within 50 feet of the fresh-air base to check team members and apparatus ____4

The first examination must be made when the team is stopped within the first 50 feet, and with all team members underground or in by the fresh-air base to check apparatus.

This examination must be made at the first stop when entire team is in by fresh-air base or portal even though the 50 foot limit has not been reached. This examination is also required on the affected apparatus upon initial re-entry in by the fresh-air base after such apparatus has been repaired or changed.

The team captain shall not exceed 50 feet; however, all team members must be underground, in by the fresh-air base or bottom of air shaft. When the team enters the mine through an air shaft, this examination must be made at the bottom of the air shaft.

29. Any team member traveling more than 25 feet from the captain or No. 5 team member's original stopping point, each infraction ____2

During initial exploration, when a team advances into an intersection and makes a team stop, exploration into the openings will be limited to 25 feet from the captain or No. 5 team member's original stopping point or to the imaginary line of the next intersection, whichever is the lesser distance. Teams cannot explore into more than one intersection at a team stop during initial exploration (The Captain's stopping point cannot be in by the imaginary line of the next intersection.) See Figure 5.

All placards found in an intersection that require an immediate action in an intersection must be addressed prior to any team member breaking the imaginary rib line(s) of an opening off the intersection. An immediate action is defined as objects or conditions that the team would be discounted for passing if the captain passes the placard such as live persons/bodies (Rule 32), fires (Rule 30C), roof test (Rule 23) and objects or conditions that make it a withdrawal situation (Rule 31B). All other action in an intersection such as dates and initials, gas test, examining lunch pails, etc. need not be addressed before breaking the plane but before team leaves that team stop. (If a body is under unsafe roof in an intersection, Rule 32 applies.)

Before advancing into an unexplored intersection, teams will be required to explore all accessible areas at each team stop up to the imaginary line of the next intersection or to an object/condition that prohibits further travel in that direction. See Figure 5. This includes initial exploration into all entries from the fresh air base/surface/bottom of shaft. When the captain enters the intersection, objects and conditions in the intersection are considered to be known.

If a team leaves an intersection/ team stop prior to exploring all accessible areas at that team stop, the team must return to that team stop and complete the exploration prior to advancing to the next intersection/ team stop.

At any team stop, travel will be limited to 25 feet from the captain or No. 5 team member's original stopping point.

The 25 foot limit shall also apply when the team is attached to the lifeline.

30. Captain or other team member who acts to endanger self, briefing officer or patient, 5 points each team member or patient, each infraction maximum 15 points each occurrence_____5 (except Part F)

Each team member that endangers self will be assessed points for each endangerment (when less than three members are involved as described below):

A. Travel under unsafe roof, unsafe rib, or overhanging brow.

Teams supporting unsafe roof: (See figures 2 (a) and 2 (b)).

1. If both ends of the unsafe roof have been previously tested by sound and vibration method, timbers must be set in sequence as follows:
 - a. set first timber outby unsafe roof no more than 5 feet from a safe rib (see figure 2a) or set two timbers outby unsafe roof no more than 5 feet apart staying between the timbers being set if there is no safe rib (see figure 2a).
 - b. set additional timbers in unsafe roof at no more than five foot intervals and no more than 5 feet from a safe rib or set two timbers inby the previously set timbers at no more than 5 feet apart if there is no safe rib staying between the 2 rows of timbers being set.
 - c. set last timber inby unsafe roof not more than 5 feet from the safe rib or set two timbers inby the unsafe roof at no more than 5 feet apart if there is no safe rib staying between the 2 rows of timbers being set before any other work is done (except for recovering patient found in the unsafe roof) or team passes through the area.

If team subsequently travel through the area they must stay between the row of timbers they previously set and the safe rib or the two rows of timbers they previously set.

2. If neither end of the unsafe roof has been examined by the sound and vibration method, roof testing and timbers must be set in sequence as follows:
 - a. test roof on outby end of unsafe roof (Rule 23)
 - b. set first timber outby unsafe roof no more than 5 feet from a safe rib (see figure 2a) or set two timbers outby unsafe roof no more than 5 feet apart staying between the timbers being set if there is no safe rib (see figure 2a).
 - c. set additional timbers in unsafe roof at no more than five foot intervals and no more than 5 feet from a safe rib (see figure 2a) or set two timbers inby the previously set timbers at no more than 5 feet apart if there is no safe rib staying between the 2

rows of timbers being set (see figure 2a).

- d. set last timber inby unsafe roof not more than 5 feet from the safe rib or second row of timbers if there is no safe rib before any other work is done (except for recovering patient found in the unsafe roof) or team passes through the area.
- e. test roof on inby end of unsafe roof before any other work is done (except for recovering patient found in the unsafe roof) or team passes through the area. (Rule 23)

Outby/inby verbiage is interchangeable depending on the direction the unsafe roof is approached.

If team subsequently travel through the area they must stay between the row of timbers they previously set and the safe rib or between the two rows of timbers they previously set. This will apply to intersections as well as entry and crosscuts.

- 3. If supporting elongated unsafe roof along a safe rib:
 - a. the captain can choose to set timbers parallel to a safe rib by setting first timber outby the unsafe roof no more than 5 feet from a safe rib and then setting timbers no more than 5 feet intervals in the unsafe roof staying between the row of timbers and the safe rib (see figure 3 right side of page);
 - b. or timber perpendicular to the rib by setting two timbers outby the unsafe roof no more than 5 feet apart staying between the timbers and then set two timbers in the unsafe roof staying between the two rows of timbers. (See figure 3 left side of page). This method must be used if there is no safe rib i.e. unsafe roof that wraps around a corner in an intersection and the team needs to access the area or the corner.
- B. Travel into or through caved areas or water over knee deep. When water is encountered, the extent of the water will be denoted by placards.
- C. Passing a fire in the same opening or intersection the team is traveling without first extinguishing the fire.

- D. Not immediately retreating to the fresh-air base when the manufacturer's warning device of the apparatus is activated. If visual contact has been made with a patient, the patient may be removed simultaneously with the team. (No additional work such as setting/retrieving timbers or the completion of building any structure can be done to rescue the patient.) The team may perform gas test, roof and rib test and D&I's at such location, but may not advance in by the captain's location at the time of the activation or simulation.
 - a. The activation of the warning whistle will require the team to return to the fresh-air base and change out the apparatus or bottle. If the activation of the warning whistle is a simulated event, the team may simulate replacement (may verbally state changing bottle). Upon re-entry, the 50-foot apparatus check must be made.
- E. Removing any roof support that is set, whether found or installed by the team.
- F. Ventilating an unexplored area with irrespirable air when the location of a potentially live person is unknown. Any person unaccounted for is considered to be a potentially live person. If a team explores all sides of overcasts or undercasts, all ends of ventilation tubes and the bottom of shafts, the in-between areas are considered explored. This discount will be assessed for each irrespirable mixture passed over each unexplored area (# of mixtures x # of areas x 5 point discount x # of unaccounted for persons (maximum 3 persons)).

When a person is located in an area of unsafe roof and the team finds and maps the person, the location of the person will be considered known. This will apply even if there are conditions that prevent the captain from physically examining the person.

- G. Ventilating over an inextinguishable fire.
- H. Failure to verbalizing checking an elevator/conveyance shaft for possible damage or presence of fire or flooding prior to using it. For contest purposes, this check may be done by placing combustible materials on the cage and having lowered to the level to be explored and then raised to the surface.

- I. Ventilating irrespirable atmosphere over the briefing officers designated location; the atmosphere for the briefing officer shall remain respirable. This cannot be achieved by the use of an apparatus or SCSR. The briefing officer cannot be relocated at the fresh air base to allow irrespirable air to flow across his designated location.
31. Any act by a team which may result in an explosion of an explosive air/gas mixture _____ 30
This discount will be assessed for each explosive mixture passed over each unexplored area or ignition source (Number of mixtures times number of areas times 30 point discount).
- A. Changing conditions of the mine ventilation system in such a manner that an explosive mixture is moved over an ignition source.
 - B. Continuing exploration after conditions are found to indicate an imminent explosion is possible by the presence of an explosive mixture and evidence of fire (visual acknowledgment of a fire, smoke or carbon monoxide above 10 ppm), or continuing exploration when energized electrical equipment, energized circuits (including all batteries except cap light batteries) or energized cables are found in an explosive mixture.

Where a withdraw situation exists, the team can go to any location they have already explored at that stop, prior to exiting the mine. The key phrase in this paragraph is "at that stop." Teams will not be required to perform roof and rib tests or take gas tests where a withdrawal situation is encountered. Teams will not be allowed to extinguish a fire where a withdrawal situation is encountered.

A team must continue to explore if it knows there is a continuous non-explosive separation between the explosive mixture and the evidence of fire or energized cables.

- C. Changing conditions of the mine ventilation in such a manner that an explosive mixture is moved over an unexplored area. If a team explores all sides of overcasts or undercasts, all ends of ventilation tubes and the bottom of shafts, the in-between areas are considered explored.
- D. Changing conditions of the mine ventilation in such a manner that an explosive mixture is moved over fire, energized electrical equipment, energized electrical circuits (including all batteries except cap light batteries) or energized cables. Energizing electrical equipment, electrical circuits, or cables in an explosive mixture, or moving any of the above

ignition sources into an explosive mixture.

An explosive mixture will be present when methane (CH₄) is between 5 and 15 percent inclusively and the oxygen (O₂) is 12.1 percent or greater, OR when hydrogen sulfide (H₂S) is from 4.3 percent to 45.5 percent, regardless of the amount of oxygen. The amount of carbon monoxide (CO), methane (CH₄), nitrogen dioxide (NO₂) and oxygen (O₂) concentrations will be shown on all gas placards. Hydrogen sulfide will only be shown on a placard if it is present at that location.

32. Failure to locate missing persons, each omission ____ 10

The team must stop and the captain examine, by touching with his or her hand, all missing persons (live persons or body) prior to any team member passing the location of the missing person. This will not be considered a team stop by the rules for the purpose of gas testing.

If the Captain cannot physically examine a missing person located under elongated unsafe roof due to a lack of roof support, a team stop will not be required.

33. Failure to bring live person to the fresh-air base, each omission ____ 20

All live persons must be brought to the fresh-air base when possible.

34. Failure to properly protect a live or potentially live person(s), each omission ____ 10

Proper protection must be used on persons exposed to or found in irrespirable atmospheres. Atmospheres containing less than 19.5 percent oxygen (O₂), concentrations of carbon monoxide (CO) in excess of 50 PPM, nitrogen dioxide (NO₂) in excess of 5 PPM, hydrogen sulfide (H₂S) in excess of 10 PPM, sulfur dioxide (SO₂) in excess of 2 PPM, carbon dioxide (CO₂) in excess of 5,000 PPM or any smoke are irrespirable atmospheres. No other irrespirable gases will be used for contest purposes. In an irrespirable atmosphere, patient must be protected by an approved breathing apparatus prior to being moved from that location. An unconscious patient must be protected by an approved breathing apparatus or device with full face piece. On a conscious person, if conditions permit, an approved breathing apparatus or self-rescuer may be donned by the patient with the assistance of the team. Training models may be used if sterilized and properly assembled. Simulation of proper donning of approved respiratory apparatus shall not be permitted.

NOTE: If a survivor is found and is wearing an approved oxygen-generating SCSR, the team will not be required to replace it unless the SCSR that they are wearing has been depleted.

35. Failure to remove irrespirable atmosphere ____30

If an irrespirable atmosphere is encountered immediately outby an airtight barricade the team must remove the irrespirable atmosphere before breaching the barricade.

If an irrespirable atmosphere is encountered immediately outby an airtight ventilation structure and verbal contact is made with patient, the team must remove the irrespirable atmosphere before breaching the structure.

36. Refuge Alternative; Teams will be discounted under rule 24 for gas tests and/or rule 34 for failure to properly protect patient(s) and/or rule 44 for failure to properly examine.

When a team finds a refuge alternative, the team must enter the refuge alternative at the same team stop by the following method:

Whether the atmosphere outside is respirable or irrespirable, the captain must open the outer door and take a gas test in the airlock prior to any other team member entering the airlock. The team (2 members, the Captain and another team member) may enter into the airlock, close the outer door. If the air inside the airlock is respirable, the team may open the inner door and the captain must take another gas test prior to any other team member entering the area.

If the atmosphere inside the airlock is irrespirable, the team will use the purge valve (placard) for 5 seconds to clear the airlock. The captain will then take a gas test to determine that the irrespirable atmosphere is cleared. The captain will then open the inner door and take a gas test prior to any other team member entering the area.

If the atmosphere outside the refuge alternative is irrespirable, the patient must be protected with an approved breathing apparatus before being removed from the refuge alternative.

Team members entering the airlock may drop their life line at the refuge alternative door (even in smoke) so an airtight airlock is maintained and allow them to move around in the refuge alternative. If smoke is present outside the refuge alternative, once the patient is removed (placed on

stretcher if unconscious), team members must immediately reattach themselves to the lifeline.

Objects other than the person or bodies inside the refuge alternative will not need be mapped. Orientation of person or bodies will not need to be mapped as they are found because of limited space of the enclosed refuge alternative. If the live person is unconscious they may be moved outside the refuge alternative before being placed on a stretcher.

37. Team member talking to or receiving information from an unauthorized person without permission of the judges, each infraction ___5

Unauthorized information given to the team by the patient would be prohibited.

A person behind a barricade, stopping, etc. may relay information by reading aloud a statement furnished by the judges. No other information on conditions behind the barricade is permitted to be relayed to the team.

38. Failure to follow proper procedure when putting apparatus on patient, each infraction ___2

Mask tightness test is not required for an unconscious patient.

39. Assistance lent by supposedly unconscious patient, each infraction ___2

Examples such as patient sitting up unassisted or moving arms so as to help in putting on apparatus, or unconscious patient communicating with team. Once any patient is brought to the fresh air base, he/she can remove his/her breathing apparatus and turn it off.

40. Teams leaving patient unattended, each infraction ___6

A team member must be within 10 feet of the patient to be considered attended.

41. Failure to remove patient(s) promptly to the fresh-air base, each infraction ___6 points maximum per location ("Delay")

- A. When a team finds a patient(s), either by visual or verbal contact, every effort must be made to remove them safely and promptly to the fresh-air base. Visual contact will require the captain's presence in the area. Verbal contact is any voice communication from the patient(s) that can reasonably be expected to be heard by the team. Maximum of one (1) live person may be found in each refuge alternative.

- B. When a team reaches a patient(s) (visual contact), every effort must be made to remove them safely and promptly to the fresh-air base. Exploring ahead of the location will be limited to 25 feet in any direction. The 25 foot limit will be determined from the stopping point at or outby the patient(s).

Once a team reaches a patient(s), (visual contact), the team may perform any function during this team stop; however teams will not be allowed to build ventilation controls, timber unsafe roof (except to comply with Rule 30A) or pump water unless necessary to recover the patient(s). The team may not continue to explore while exiting with the patient, unless required by the problem design. Once the team starts to exit the mine with a patient(s) the team must continue directly to the fresh air base or surface before retrieving other patient(s).

- C. If the team is in verbal or visual contact with a patient, and the team is unable to immediately reach the patient due to the conditions of the mine, the team may continue to explore if necessary for its own or the patient's safety. During this exploration process, the team may perform any function during team stops. Every patient shall be safely and promptly removed from the mine as soon as means and/or materials are available.
1. If a team finds a patient(s) under or inby an area of unsafe roof and has the necessary roof support available to recover the patient(s), the team must stop and recover the patient. If a team subsequently finds necessary roof support to recover the patient(s), the team must stop (prior to the No. 5 team member passing the roof support), retrieve the roof support and recover the patient(s). The team may perform any function during this team stop; however, teams will not be allowed to build ventilation controls, timber unsafe roof (except to comply with Rule 30A) or pump water unless necessary to recover the patient(s).
 2. If a team finds a patient(s) inby an area of water over knee deep and has a pump available to pump the water, the team must stop and recover the patient. If a team subsequently finds a pump, the team must stop (prior to the No. 5 team member passing the pump), retrieve the pump, pump the water and recover the patient(s). The team may perform any function during this team stop; however, teams will not be allowed to build ventilation controls, timber unsafe roof (except to comply with Rule 30A), or pump water unless necessary to recover the patient(s). Exploration

may continue, if necessary, to ventilate an explosive mixture prior to energizing the pump.

42. Failure to erect temporary stopping (airlock) when necessary, each infraction ___ 6

Before breaching airtight separations such as: stoppings, doors, seals, barricades, or removing water roofed, an airlock must be formed if conditions on the other side are unknown. When retreating out of a barricade or coming back through a stopping where an airlock has been erected, it will not be necessary to airlock on the way out if this will not change any existing ventilation.

If a person behind a barricade, stopping or other intact and airtight structure, verbally relays to the team that the area behind them is "airtight", an airlock is not required.

A refuge alternative is considered to be airtight and is equipped with an airlock therefore no airlock is required to breach the refuge alternative.

An airlock is formed by erecting a temporary stopping at a location(s) that will provide the equivalent airtight separation as the airtight structure or condition breached by the team. An equivalent airtight separation would require an airlock to be built for each airtight structure removed within one crosscut. An equivalent airtight separation must also be maintained when pumping water roofed. If the water roofed is in an entry or crosscut one build is required; a 3-way intersection requires two builds are required; a 4-way intersection requires three builds. If there are two sides blocked, one airlock is needed. If there are three sides blocked, two airlocks are needed. If four sides are blocked, three airlocks are needed. This is the minimum requirements for a solid line map and may not prevent air movement on a dotted line map.

When airlocking under an overcast when conditions are unknown, teams will be required to build immediately inby and outby the overcast prior to opening the door of the overcast. When airlocking over an overcast with a door when conditions under the overcast are unknown, teams will be required to build in an entry or crosscut on both sides of the overcast prior to opening the door, depending on orientation of overcast walls. (See Figure 6 on page 52)

43. Failure to erect temporary stopping, reasonably airtight, each infraction ___ 2

Materials used to erect temporary stoppings shall be installed and or constructed as intended by problem design.

If a structure is moved from one location to another, it must be completely dismantled prior to moving.

44. Failure of teams to explore or examine workings systematically and thoroughly, each omission ____4

Definitions:

Inaccessible: All areas of the mine where team travel is blocked by one or more of the following conditions: seals; unsafe roof rib to rib; inextinguishable fires; water over knee deep, caved areas and cut into old works.

Opening: Any entry or mining that was performed off an entry, room, or crosscut that may or may not connect to another entry, room, or crosscut.

Crosscut: An opening that connects two entries.

Contaminant: Any one or more of the following: any smoke; carbon monoxide (CO) above 10 PPM; methane (CH₄) above one percent; nitrogen dioxide (NO₂) above 2 PPM or less than 19.5 percent oxygen (O₂). No other gases will be considered a contaminant for exploration purposes. An entry or crosscut will be considered contaminated until the team finds the end of the contaminant.

- A. This should be assessed for not exploring all areas of mine that can be explored without endangering team if problem requires entire mine to be explored or leaving accessible areas unexplored outby where team is working and for passing accessible openings.
- B. Unless blocked, teams must advance in the contaminated entry or in entries adjacent to the contaminated entry. When a contaminated entry and adjacent entries are blocked, teams may explore/advance in other nearest accessible entries. However, the team will be discounted if it fails to return to the contaminated or adjacent entry at the first open crosscut, and if not blocked, make all further explorations in the contaminated or adjacent entries before advancing into other areas of the mine.

If the team encounters contaminants in multiple entries, the team has the option of which entry to examine first. As the team advances into a contaminated entry and subsequently encounters a placard(s) indicating that all contaminants are cleared prior to reaching an intersection, the

team must make further advances in the other contaminated or adjacent entry.

- C. When advancing in an entry and an intersection is encountered with open crosscuts on both sides, the team would be required to tie across into the contaminated crosscut first unless the team is required to return to a contaminated entry.

If the team encounters a contaminant in both crosscuts, the team has the option of which crosscut to examine first.

- D. Passing or failing to explore an open crosscut.

Team would be required to travel into this opening and tie across into the next intersection. Teams cannot advance from this intersection before tying outby unless the outby entry is blocked. Teams tying outby, when open crosscuts are encountered that haven't been explored, teams must tie across and into adjacent unexplored entries before continuing outby. Teams advancing inby an opening to a point that the No. 5 team member is at or inby the inby rib line will be considered to have passed that opening. If a contaminant is found in an open crosscut, teams would be required to tie across in this crosscut after accessible outby areas have been explored.

- E. Where crosscuts are blocked, the No. 5 team member may not advance beyond the inby corner of the second crosscut before the team ties across and/or behind into all accessible areas outby that crosscut. After the accessible areas outby are completely explored to the side where the two crosscuts were determined, the team will be permitted to explore the original entry until it encounters the second crosscut to the other side. This may require building an airlock or ventilation controls such as a stopping, door, etc., or returning to the fresh-air base, and exploring into other entries at the discretion of the team and according to the conditions of the mine.

This rule requires team to make all accessible areas outby the second crosscut limit (this would include all sides of areas that are inaccessible such as caved, etc.). Barricades with irrespirable atmosphere outby and with no response are not subject to the two-break limit.

- F. Inaccessible areas need not be explored unless the team has explored all accessible areas and there are unaccounted for persons or an explosive mixture to be moved through the inaccessible (unexplored) areas.

Teams will be required to pump water or support the roof to explore the inaccessible areas in these cases, if the necessary materials are provided in the problem.

- G. Teams cannot explore behind seals, unless required by the problem and then only after all accessible areas of the mine are explored.
45. Only the ventilation material provided will be permitted to be used during the working of the problem. Erected walls of overcasts/undercasts cannot be removed or altered by the team. An overcast cannot be rebuilt as an overcast if completely destroyed, but if the materials from the completely destroyed overcast are on the field they can be used to build temporary stoppings. Other structures located on the course shall be completely disassembled when moved to other locations. ___10
46. Less than five team members completing problem, each person ___8
Self-explanatory.
47. Failure to examine lunch pails, each infraction ___2
Lunch pails may contain important information and therefore shall be examined. Any team member may examine the lunch pail provided he/she does not exceed the 25 foot limit of the captain or No. 5 team member at a team stop. Lunch pails under unsafe roof need not be examined unless teams enter the area.
48. Any act by a team member that violates the intent of the problem design layout, each location ___10
- A. This would include traveling into or passing materials through areas indicated to be impassible by placards or intended to be impassible by the physical condition indicated. Examples of such areas would include, but not be limited to, caved areas, ribs, faces, water roofed, etc.
- B. Isolating equipment, or other energized electrical components with structures other than those depicted in the legend will not be acceptable.
- C. Mobile equipment cannot be moved unless indicated as operable on placards.
- D. Ventilation structures built by the team may only be placed perpendicular across an entry, crosscut, or opening, or diagonally from safe corner to safe corner at intersections. (A safe corner is one without water over knee deep, unsafe roof, unsafe rib or caved area touching it.)

- E. Team members holding up brattice cloth in an attempt to clear a contaminant shall be discounted under this rule and the contaminant shall not be cleared. Line Curtain is the designated curtain provided for teams to hold up in order to remove contaminants from an airtight separation to a safe corner of the nearest intersection. (A safe corner is one without water over knee deep, unsafe roof, unsafe rib or caved area touching it.)
- 49. Failure to comply with other written adopted National Rules not covered in Discount Sheets, each infraction____2
- 50. Failure of team to follow written instructions provided to the team for working of the Contest problem, per occurrence____5

Written problems/instructions should deal with exploration, rescue, recovery and ventilation. If covered under another rule, don't include in written problem/instructions (e.g., spelling, mapping, etc.) When written instructions require a team to explore the entire mine this will apply to accessible areas and not inaccessible areas as defined in Rule 44F.

Written instructions will be defined as anything given to team after the clock is started. Any information in the written statement given to the team before the clock is started is to inform the team of the conditions leading up to the event and known conditions after the event and will not be discounted under this Rule.

Figure 1(a)

PROPER METHOD OF ROOF TESTING

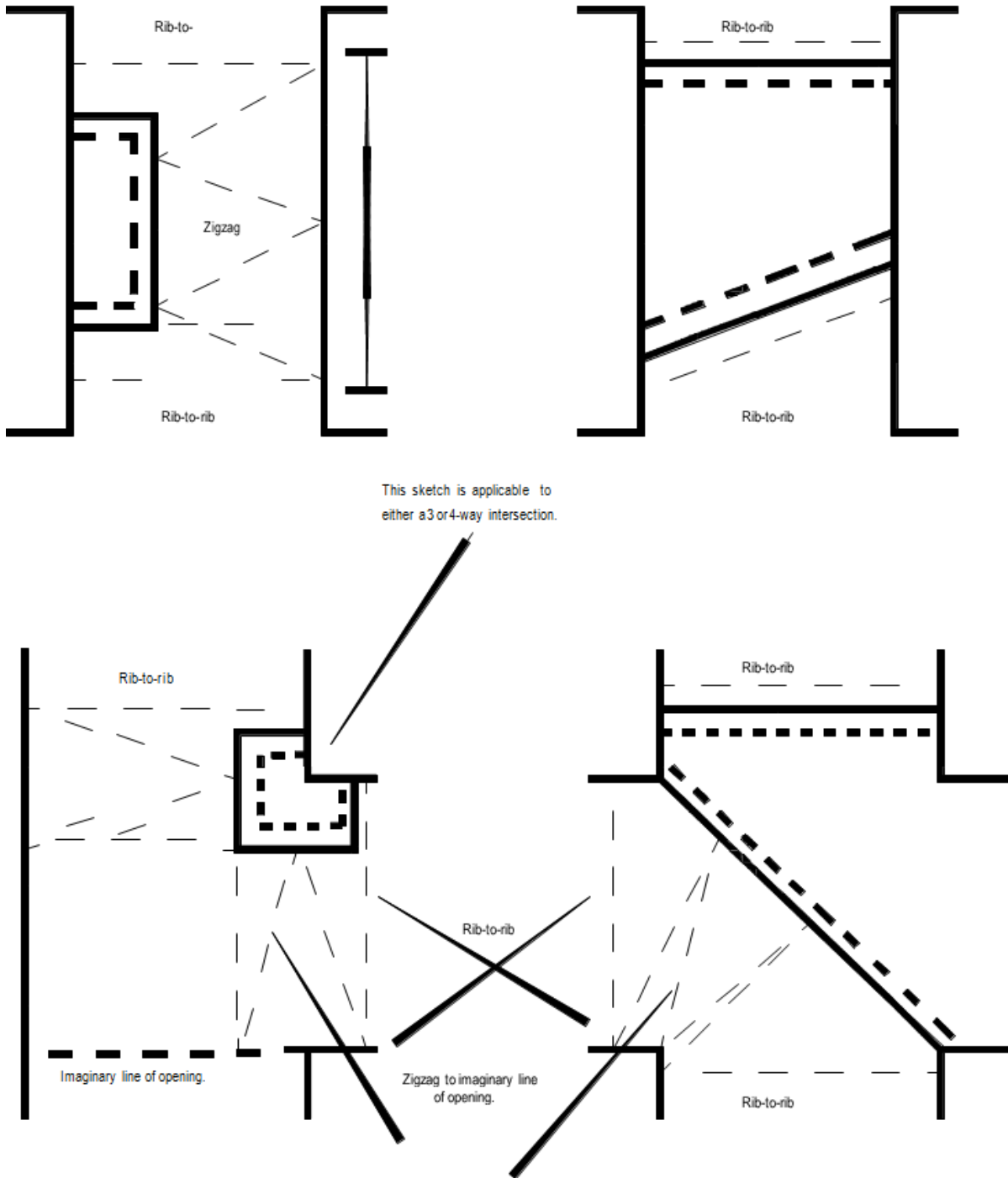

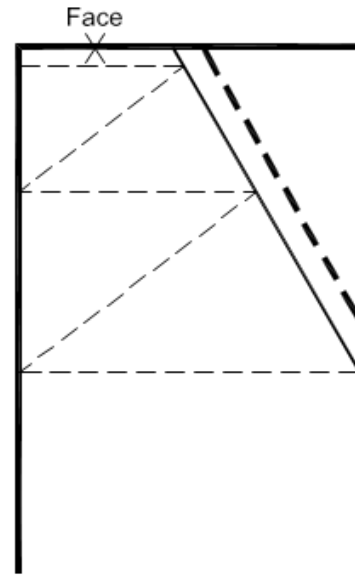


Figure 1(b)

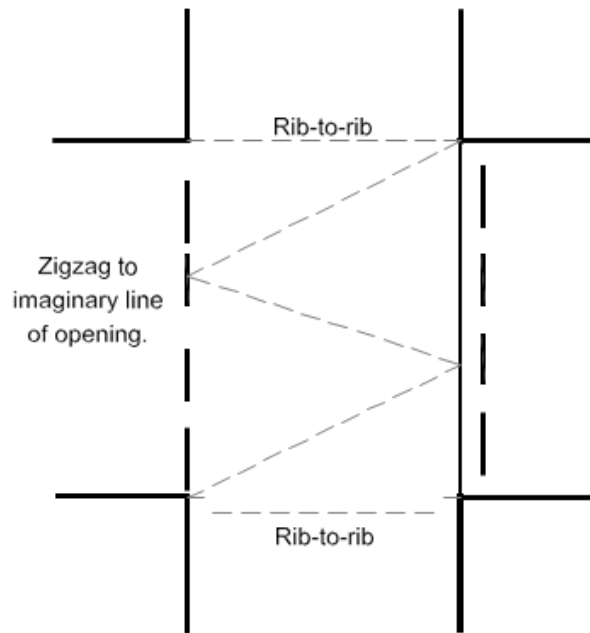
PROPER METHOD OF ROOF TESTING (cont.)



Face, Roof, and Ribs Tested.

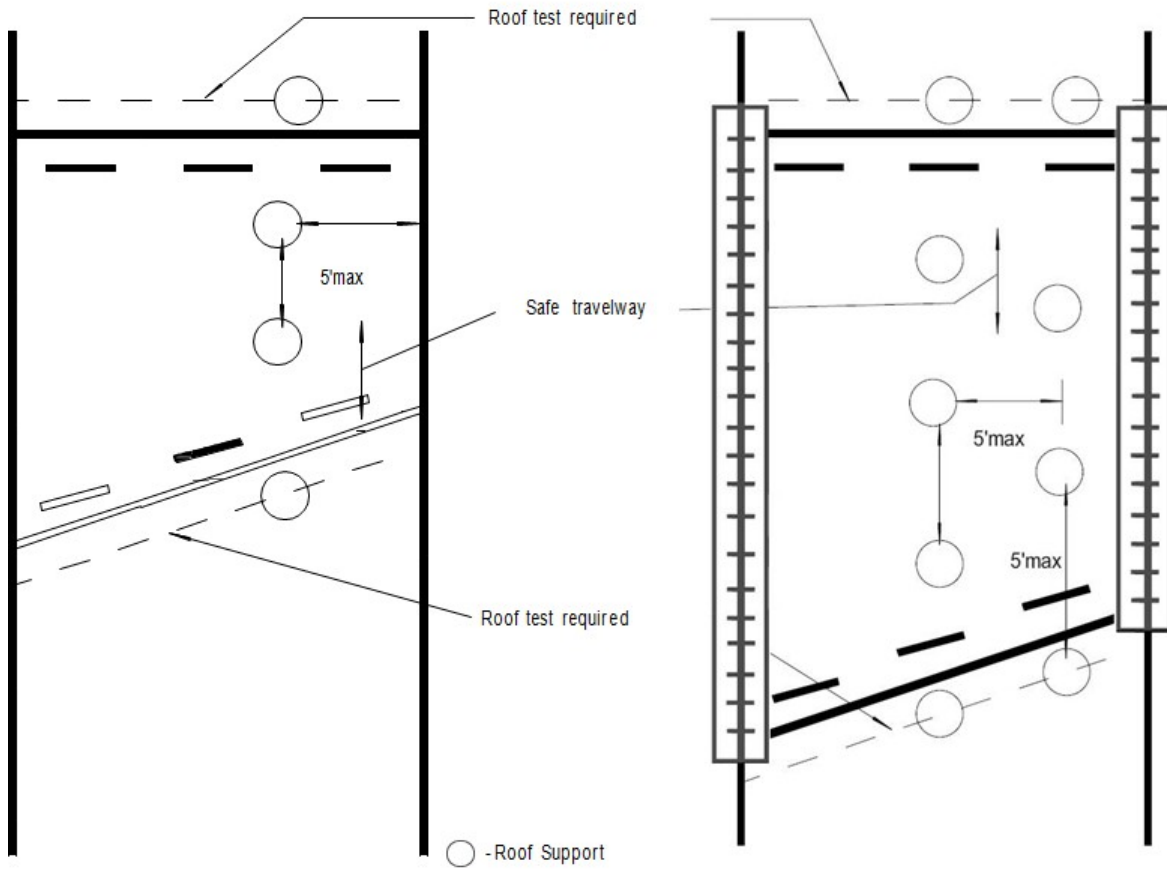


Face, Roof, and Rib at Face.



This sketch is applicable to either 3-way or 4-way intersection.

Figure 2(a)
**EXAMPLES OF PROPER METHODS
 OF SETTING ROOF SUPPORTS**



5' maximum width travel way may be established between one row of supports and a safe rib or between two rows of supports.

No roof test required IN area of unsafe roof.

Simulate setting support by standing in proper location and then placing on floor.

If the unsafe roof is less than 5 feet in length, a minimum of three supports must be set; one on each end and one under the unsafe roof.

Figure 3

PROPER INSTALLATION OF ROOF SUPPORT
TO RECOVER A PATIENT LOCATED UNDER
AN AREA OF ELONGATED UNSAFE ROOF

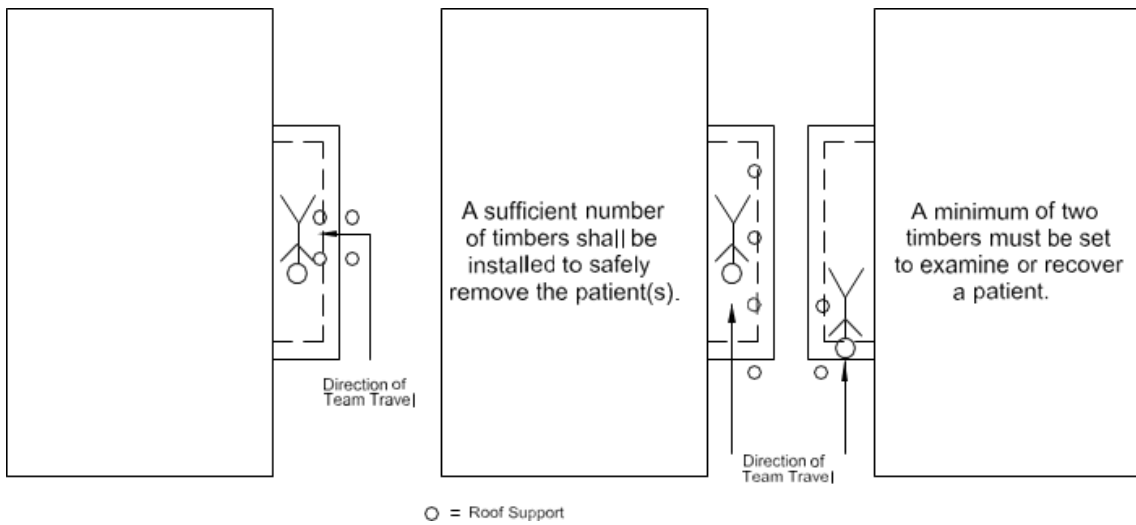
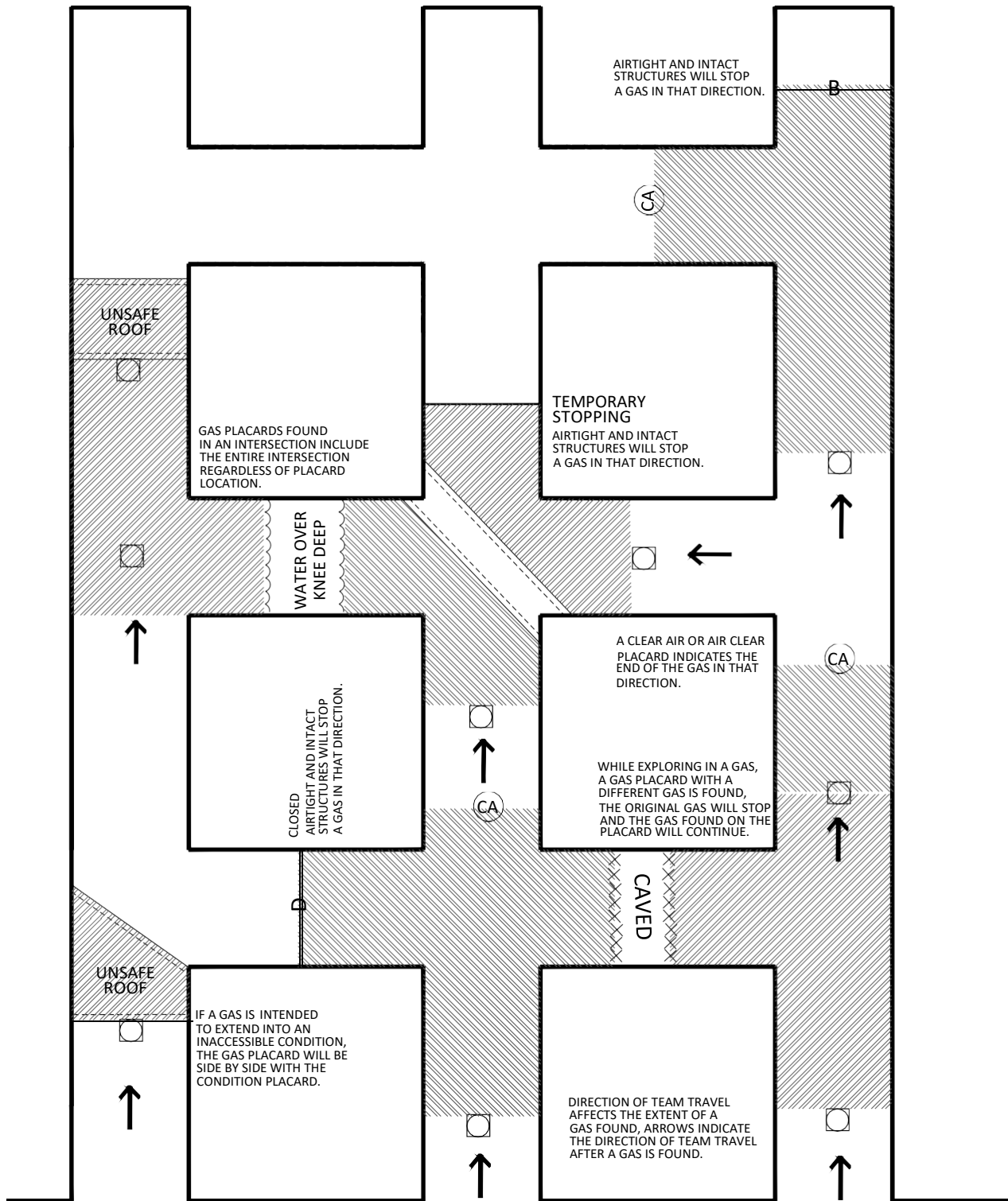


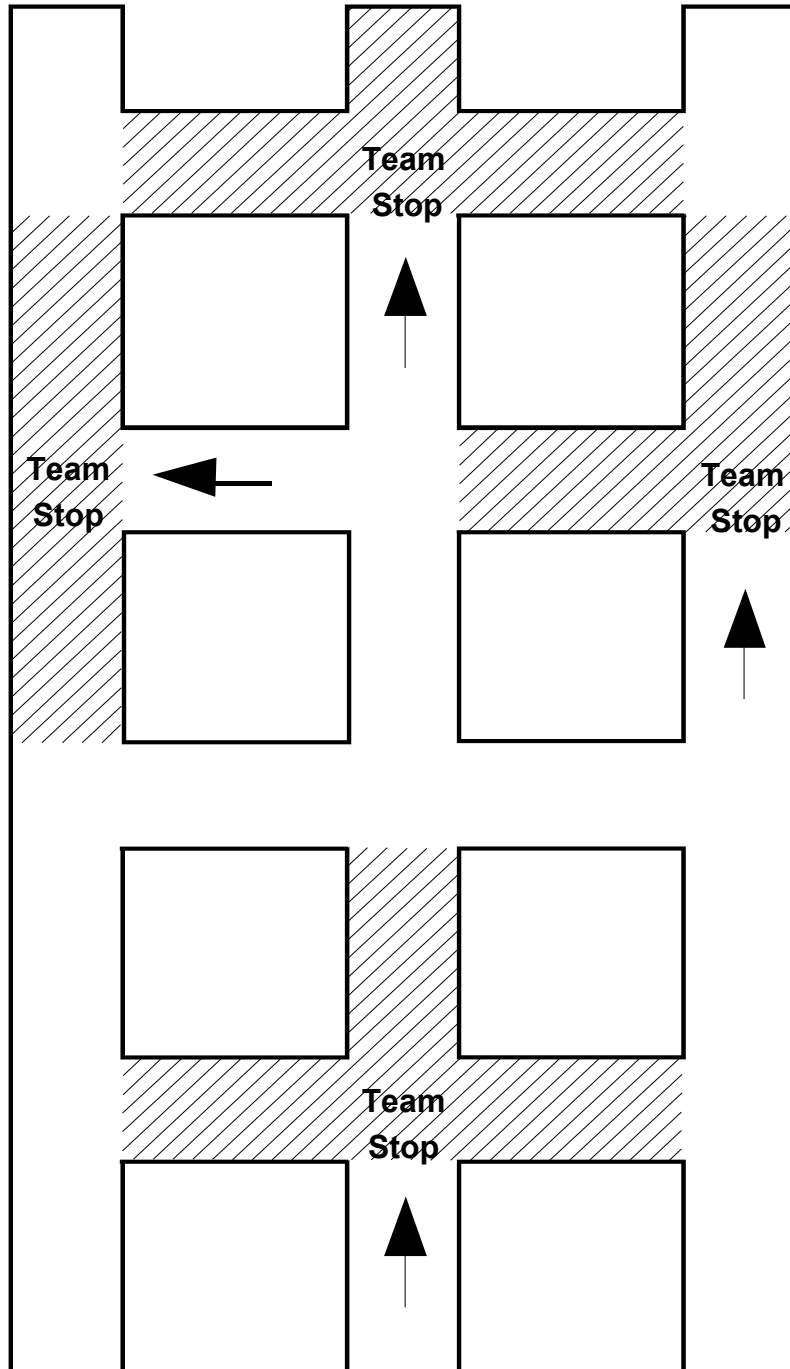
FIGURE 4
EXTENT OF GASES



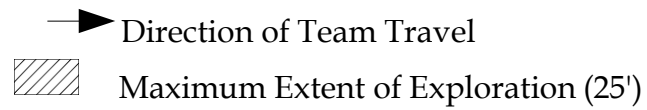
DIRECTION OF TEAM TRAVEL →

EXTENT OF GAS 

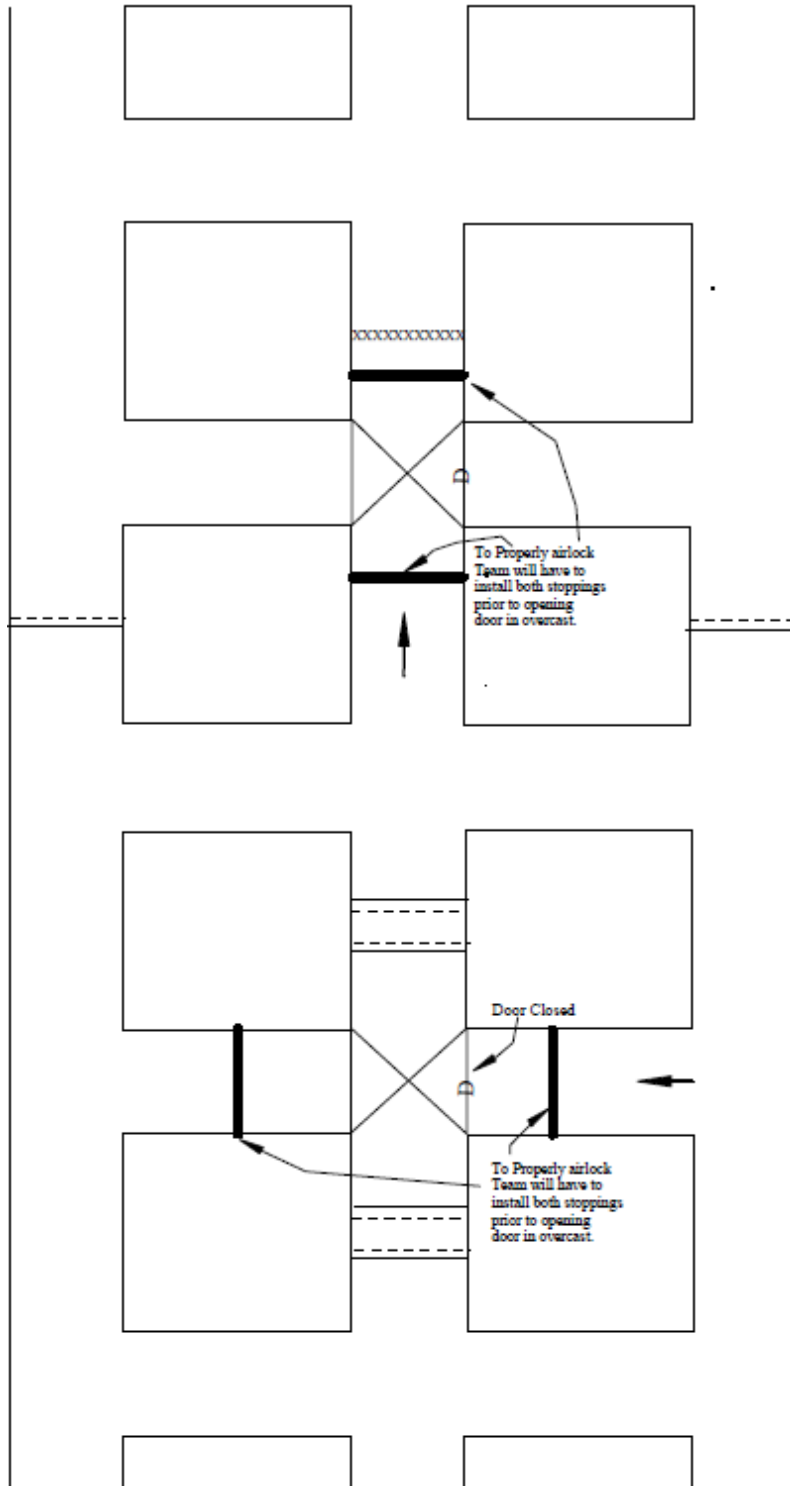
Figure 5



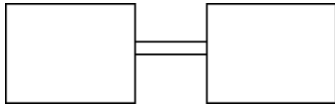
Example of Initial Exploration Under Rule 29



**Figure 6
Airlocking Through
an Overcast Wall**

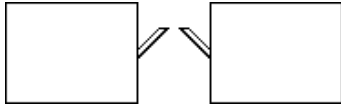


MINE MAP LEGEND



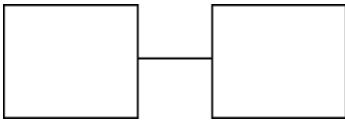
PERMANENT STOPPING

Stopping intact, airtight (No indication of opening(s) or leakage).



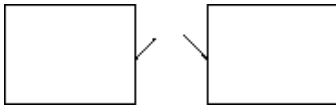
PERMANENT STOPPING NOT INTACT, NOT AIRTIGHT

Condition noted on placard must be shown on Team map.



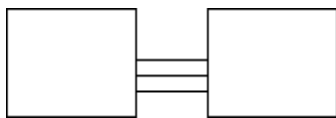
TEMPORARY STOPPING

Stopping intact and airtight, this symbol must be used for all found and/or newly erected, intact and airtight, structures built by the team.



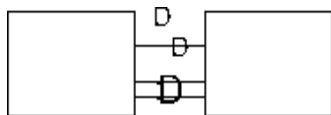
TEMPORARY STOPPING NOT INTACT, NOT AIRTIGHT

Condition noted on placard must be shown on the Team map.



SEAL

If the seal is equipped with devices such as sampling tubes or water traps, or is damaged, leaking, or destroyed, that particular device or condition must be noted beside the symbol, including gas test results from sampling tube. No gas box symbol would be required for sampling tube test results.



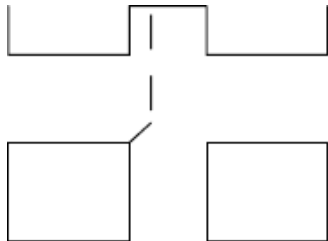
DOOR

Can be shown by itself or in ventilation controls. However, the type and size (if indicated by placard) and “open” or “closed” must be written out. Letters to indicate doors or barricades can be parallel or perpendicular to or on the stopping, or adjacent to the structure as shown.



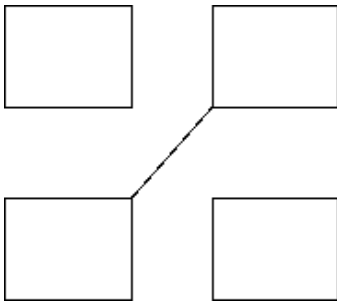
LINE CURTAIN

Designated curtain provided for removing contaminated or explosive gases. Hand held by the team and is considered airtight.



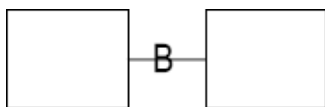
LINE CURTAIN INSTALLED

The full extent of the line curtain shall be shown. If the line curtain is partially or completely down, it must be noted beside the symbol. It cannot be folded or rolled up.



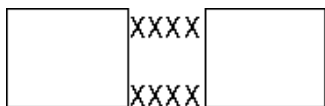
DIAGONAL

Temporary stoppings used to form a diagonal in an intersection, shall extend from corner to corner.



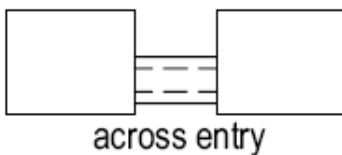
BARRICADE

If the placard indicates that the barricade is damaged, leaking, or destroyed, that particular condition must be noted beside the symbol.



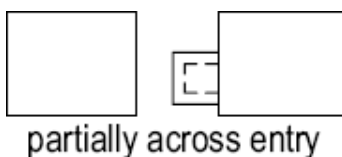
CAVED

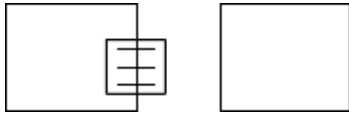
Caved areas are not considered airtight unless the placard states "airtight" and it will have to be written out on the map ("airtight") beside the symbol.



UNSAFE ROOF

Placard must state "unsafe roof". Any other condition designated must be noted beside the symbol. Outline size if indicated by placard or markings.





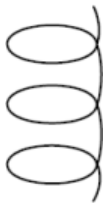
UNSAFE RIB OR OVERHANGING BROW

Project over ribline and area on map.

WATER



Symbol indicates start and end of water or changes in depth of water. Write out depth(s) as shown on placard.



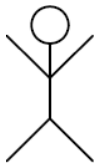
SMOKE

Write out "light" or "dense" if indicated on placard; draw in entire extent of smoke.



BODY

Indicate position of head and feet as body is found. If the word "body" is on the placard, show symbol for body and denote the additional information that is shown on the placard. (Orientation is not required for placards that state "Body")



LIVE PERSON

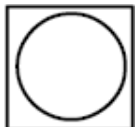
Write out condition indicated on the placard, such as conscious, unconscious, walking, etc., indicate position if lying down.



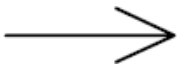
BRATTICE CLOTH

PLACARD INDICATING GAS MIXTURE

Write out as indicated on placard. If any other gas is used, it will be placed at the bottom of the placard following % O₂



_____ % CH₄
_____ PPM CO
_____ PPM NO₂
_____ % O₂




AIR MOVEMENT

Write out quantity if shown on placard.



FIRE

Write out "smoldering", "raging", etc., if shown on placard. The fire symbol must be placed over the object on fire.



FARTHEST POINT OF ADVANCE IN ENTRY, ROOM, OR CROSSCUT

This symbol should only be used where areas inby the farthest point of advance will not be explored.



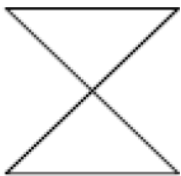
FAN

Write out conditions of fan as indicated by placard.

AUXILIARY FAN WITH TUBING



Write out the condition of the fan, tubing, vent bag or placard on the map by symbol.



OVERCAST OR UNDERCAST

This symbol is to be used for placards indicating "overcast/undercast" or "overcast wall". If the overcast or undercast is damaged, leaking, or destroyed, that particular condition must be noted beside the symbol.



LOCATION OF ANY OTHER OBJECTS, CONDITIONS, OR EQUIPMENT

Write the name of the object, condition, or equipment by the symbol. This also includes faces if indicated by a placard.



ANY ROOF SUPPORT INSTALLED BY THE TEAM



Clear Air or Air Clear (Indicated by a placard)

REFUGE ALTERNATIVE



A refuge alternative is considered to be an undamaged and airtight unit equipped with an airlock. For contest work a refuge alternative will be the prefabricated type and will not block ventilation through an entry where the component is located or prohibit exploration around the component.

The symbol "RA" may be located outside of the RA, the symbol is to remain upright with door oriented as found. The only items required to be mapped inside the Refuge Alternative are live persons and bodies (orientation does not apply).

SELF-CONTAINED BREATHING APPARATUS

Biomarine, BioPak 240-S Donning Procedures

- A. Don Facepiece
 - 1. Tighten lower straps simultaneously
 - 2. Tighten temple straps simultaneously
 - 3. Tighten forehead strap (if face piece has this strap)
- B. Simulate the inhalation valve check by verbally stating:

"I am using my hand to block the inhalation port of the face piece and inhaling. There are no leaks present. I am removing the hose cap and reconnecting the inhalation hose to the face piece". (This can be stated by the captain.) OR with neoprene hoses, grasp inhalation hose and inhale.
- C. Perform exhalation valve test
 - 1. Grasp exhalation hose and exhale
- D. Open oxygen bottle valve full counter clockwise and then turn back 1/4 turn

Biomarine, BioPak 240 Revolution Donning Procedures

- A. Don Facepiece
 - 1. Tighten lower straps simultaneously
 - 2. Tighten temple straps simultaneously
 - 3. Tighten forehead strap (if face piece has this strap)
- B. Open oxygen cylinder valve by turning counter clockwise until the valve stops
- C. Perform exhalation valve test
 - 1. Grasp inhalation hose and inhale
- D. Perform inhalation valve test
 - 1. Grasp exhalation hose and exhale
- E. Depress the emergency bypass valve to verify proper operation

Draeger BG-4 Self Contained Breathing Apparatus

- A. Procedures for getting under oxygen:
 - 1. Put on facepiece properly and tighten straps. Open cylinder valve fully, then close one-half turn.
 - 2. Observe the Monitron or Sentinel Pressure Gauge and Warning Module:
 - (a) Green indicator light - Apparatus O.K.
 - (b) Red Indicator light - Apparatus faulty
 - (c) PSI Reading
 - 3. Tightly squeeze both breathing hoses and breathe in until a vacuum is produced. Hold your breath for an instant; the vacuum must be maintained, otherwise the straps on the mask must be tightened.
 - 4. Check gauge and operation, straps, etc., prior to leaving fresh-air base.

CAREvent® DRA
Automatic Rescue Ventilator

A. Procedures for getting under oxygen:

1. Bring mask close to face, check cylinder pressure and open cylinder valve. Face mask straps may be placed over the head and the mask allowed to hang loosely prior to opening cylinder valve. This will suffice for bringing the mask close to the face.
2. Put on facepiece properly and tighten straps; observe gauge.
3. Check gauge and operation, straps, etc.
4. Check cylinder pressure every five (5) minutes.

NOTE: CAREvent® DRA cylinder and regulator must be transported and used in a protective case to prevent damage.