

**2021**

# PLAYOFF GUIDE



**STANLEY CUP™**  
**PLAYOFFS**  
2021 

**CAROLINA HURRICANES**



**CANES**

**CORNER**

**PODCAST**

**with Adam Gold**

**LISTEN HERE**

**wralSPORTSfan.com**



**PLAYOFF EDITION**

## TABLE OF CONTENTS

### SEASON IN REVIEW

2020-21 Notes .....	2
2020-21 Final NHL Standings/Leaders .....	6
2020-21 Hurricanes Statistics .....	7
Highs and Lows .....	10
Game-By-Game Results .....	12
Hurricanes Players: Game by Game .....	14
Transactions .....	18
Milestones .....	19
Record When .....	20
The Last Time the Hurricanes .....	21
Franchise Records .....	22
Man Games Lost .....	24

### STAFF

Hurricanes Directory .....	26
Tom Dundon .....	27
Peter Karmanos Jr. ....	28
Don Waddell .....	29
Executive Management .....	29
Hockey Management .....	30
Hockey Operations .....	31
Rod Brind'Amour .....	33
Coaching Staff .....	34
Medical Staff .....	36
Equipment Managers .....	37
Team Doctors .....	38
Communications .....	39
Broadcasters .....	40

### PLAYERS

2020-21 Roster .....	42
Player Biographies and Statistics .....	44
Aho .....	44
Bean .....	45
Fast .....	46
Foegele .....	47
Gardiner .....	48
Geekie .....	49
Hakanpaa .....	50
Hamilton .....	51
Keane .....	52
Lorentz .....	53
Martinook .....	54
McCormick .....	55
McGinn .....	56
McKeown .....	57

Mrazek .....	58
Necas .....	59
Nedeljkovic .....	60
Niederreiter .....	61
Paquette .....	62
Pesce .....	63
Reimer .....	64
Rempal .....	65
Ryan .....	66
Shore .....	67
Skjei .....	68
Slavin .....	69
Staal .....	70
Svechnikov .....	71
Teravainen .....	72
Trocheck .....	73

### OPPONENTS

Hurricanes vs. Opponents .....	76
Opponent All-Time Scoring/Goaltending Leaders .....	106

### PLAYOFF HISTORY

Playoff Records .....	108
Franchise Records .....	109
Opponent Records .....	110
Individual Records .....	111
Year-by-Year Player Statistics .....	112
Game-by-Game History .....	116
Overtime History .....	121
Clinch/Elimination Records .....	122

### GENERAL INFO

Media Information .....	124
-------------------------	-----

## CREDITS

**EDITORS:** ..... Michael Brown, David Piper  
**CONTRIBUTORS:** ..... Mike Sundheim, Pace Sagester, Carolyn Gilbert  
**PHOTOGRAPHERS:** ..... Gregg Forwerck, James Quantz Jr., Getty Images  
**DESIGN AND PRODUCTION:** ..... Ashley Mason

## CAROLINA HURRICANES HOCKEY CLUB

**PNC ARENA** (Hockey capacity: 18,680)

1400 Edwards Mill Rd., Raleigh, NC 27607

**MAIN PHONE:** ..... 919/467-7825  
**MAIN FAX:** ..... 919/462-0123  
**TICKET INFORMATION:** ..... 866/NHL-CANES  
**WEBSITE:** ..... Hurricanes.com  
**COLORS:** ..... Red, White, Gray and Black  
**MINOR LEAGUE AFFILIATE:** ..... Chicago Wolves (AHL)  
**CABLE TELEVISION RIGHTSHOLDER:** ..... Bally Sports South  
**RADIO FLAGSHIP:** ..... WCMC 99.9 FM The Fan

## ROCK YOU LIKE A HURRICANE

The Hurricanes are making their third straight playoff appearance for the first time in team history (since relocation). Carolina posted a 36-12-8 record for 80 points, marking the highest single-season points percentage (.714) in franchise history. The Hurricanes won the Central Division crown, marking their fifth-ever division title and first since 2005-06. Carolina did not lose a season series, winning six (CBJ, CHI, DAL, DET, FLA, NSH) and tying one (TB; 4-3-1).

## QUICK ON THE DRAW

The Hurricanes won 53.9% of their faceoffs in 2020-21, which trailed only BOS (55.5%) and PHI (54.0%) for the highest faceoff win percentage in the NHL. Jordan Staal won at least half of his draws in 44 of 53 games this season, and he topped 56.0% in 31 games. Sebastian Aho won at least half of his faceoffs in 41 of 56 games, while Vincent Trocheck accomplished the feat in 34 of 47. Staal (58.0%) ranked fifth in the NHL in faceoff win percentage (min. 600 faceoffs) as he topped 55.0% from the circle for the sixth time in the last seven seasons (2014-21). Trocheck (56.1%) and Aho (52.8%) finished ranked ninth and 20th in faceoff win percentage, respectively. Steven Lorentz also won a career-high 11 faceoffs in the final regular-season home game vs. CHI (5/6), and his 68.8% rate from the dot marked his second-highest faceoff win percentage in any game of his NHL/Hurricanes career taking at least 10 draws (3/9 at NSH, 7-for-10: 70.0%). He won 51.1% of his faceoffs (158-for-309) this season, marking the second-highest faceoff win percentage by a rookie in team history (min. 150 draws) behind only Tommy Westlund (1999-00, 177-for-336: 52.7%).

## WE'RE GOING STREAKING

The Hurricanes fell one win short of tying their franchise-record win streak this season, winning eight consecutive games from 2/27-3/13. The win streak marked the fourth time in franchise history that the Hurricanes had won eight consecutive games within the same season and the first time they had accomplished the feat since 3/18/09-4/7/09. Carolina joined VGK (4/9-4/28: 10-0-0) and NYI (2/28-3/14: 9-0-0) as the only three NHL teams to win eight consecutive games in 2020-21. The Hurricanes lost at DET (3/16) with the chance to win a ninth straight game for the fourth time in franchise history and tie the franchise-record win streak. Later in the season, Carolina successfully tied the franchise-record point streak, set from 3/9/17-3/30/17 (9-0-4). The Hurricanes played 13 straight games from 4/15-5/6 without suffering a regulation loss, posting a 9-0-4 record. Only COL (3/10-4/5: 13-0-2) has posted a longer point streak this season.

## WHENEVER, WHEREVER

The Hurricanes posted a 20-3-5 home record in 2020-21, and their .804 home points percentage ranks tied with NYI (21-4-3) for second in the NHL behind only PIT (22-4-2: .821) and marks the highest home points percentage in any season in franchise history. The previous home points percentage record was set in 2005-06, when Carolina finished 31-8-2 (.780) at RBC Center. The Hurricanes were also 16-9-3 on the road this season, and their .625 road points percentage ranked tied for eighth in the NHL and marked the highest road points percentage in any season in franchise history. The previous road points percentage record was set last season, when the team posted a 19-13-3 record away from home.

## TAKING ADVANTAGE

The Hurricanes boasted the NHL's second-best power play in 2020-21, converting on 25.6% of their man advantages. Carolina (42) trailed only EDM (46) and COL (46) in power-play goals scored, and the team's power-play conversion rate was the highest in any season in franchise history. Sebastian Aho, Jordan Staal and Vincent Trocheck each scored a team-high seven power-play goals this season. The Hurricanes scored a power-play goal in 30 of their 56 games this season, posting a 23-3-4 record when scoring one and a 10-0-0 record when scoring at least two.

## KILLING IN THE NAME

The Hurricanes' penalty kill unit allowed only 26 power-play goals on 176 kills in 2020-21, marking the third-highest penalty kill percentage in the NHL and the third-highest in any season in franchise history (85.2%). Before allowing a power-play goal in the last game of the regular season at NSH (5/10), Carolina's penalty kill had remained perfect for seven consecutive games (4/27-5/8: 16-for-16). The streak was tied for the seventh-longest run without a power-play goal against in franchise history, and it was the Hurricanes' longest such streak since 3/11/17-3/25/17 (17-for-17 in 9 GP). Carolina's penalty kill also went 8-for-9 (88.9%) at FLA (4/22) after being assessed a season-high 27 PIM. The performance marked the first time that the team had faced nine penalty kills in a single game since 4/1/08 at WSH (7-for-9: 77.8%) and the first time since 3/14/08 at BUF that the team faced nine or more penalty kills while allowing only one power-play goal (9-for-10: 90.0%). The Hurricanes also scored a season-high two shorthanded goals in that game, outscoring the Panthers 2-1 while shorthanded.

## GET TO THE POINT

The Hurricanes won each of their first four shootouts in 2020-21 to increase their shootout win streak to 10 games, tied with COL (3/19/11-1/2/12) for the third-longest shootout win streak in NHL history. Carolina's first shootout loss since 12/14/18 vs. WSH came on 3/20 vs. CBJ. The Hurricanes are 11-0-4 in shootout games since the beginning of the 2018-19 season, and their .867 point percentage in those games leads the NHL.

Highest point percentage in shootouts, 2018-present:

**Carolina Hurricanes: 11-0-4 (.867)**

Nashville Predators: 12-0-5 (.853)

Tampa Bay Lightning: 9-0-4 (.846)

Montreal Canadiens: 8-0-4 (.833)

Pittsburgh Penguins: 8-0-4 (.833)

## BACK IN BLACK

The Hurricanes will wear their black third jerseys during home playoff games after wearing them 12 times during the regular season. Carolina posted an 9-1-2 record in their third jerseys this season, and since debuting them in 2018-19, the Hurricanes are 34-12-5 (including regular season and playoffs) when wearing their black uniforms.

## HURRICANE SEASON

The Hurricanes finished the month of April with a 10-2-4 record (24 points), tied with VGK (11-2-1) for the fewest regulation losses by any NHL team that month. Carolina doubled the previous franchise record for points in April, set in 1994-95 when Hartford finished the month 6-8-0 (12 points). The Hurricanes also registered 460 hits in April, which ranked third in the NHL that month.

## IN ROD WE TRUST

Rod Brind'Amour recorded his 100th win as Hurricanes head coach vs. DET (3/4), requiring the fewest games of any head coach in franchise history to reach the milestone (173). He later earned a win vs. DET (4/29) in his 200th game as Hurricanes head coach. In his first 200 games behind the bench, he led the team to a 117-64-19 record, and his .633 career points percentage marked the 15th-highest in NHL history by a head coach through his first 200 games. Brind'Amour trailed only Todd McLellan (.683) and Dave Tippett (.643) for the highest through 200 career games coached among active NHL head coaches.

## LEADING THE WAY

With a standings point at DAL (4/26), Rod Brind'Amour became the first head coach in franchise history to lead the team to the postseason in each of his first three seasons in charge (2018-21). He was already the only coach in franchise history to win a playoff series in consecutive seasons, accomplishing the feat in each of his first two seasons on the job. Brind'Amour has been involved in 95 of Carolina's 101 playoff games since relocation (94.0%), skating in 72 games and coaching in 23.

## DOUG DYNASTY

Doug Hamilton recorded a point in 14 consecutive games from 2/27-3/27 (2g, 14a), marking the longest point streak by an NHL defenseman and the second-longest by any player in 2020-21 (Nathan MacKinnon, COL: 9-17—26 in 15 GP). Hamilton tied Sebastian Aho (1/21/20-2/28/20: 12g, 9a) for the longest point streak in team history (since relocation) and the third-longest in franchise history, trailing only Mike Rogers' runs of 18 games (11/22/80-1/2/81: 19g, 20a) and 17 games (2/18/80-3/22/80: 12g, 17a). He became just the second defenseman since 1997-98 to record a point in at least 14 consecutive games (Shayne Gostisbehere, PHI, 1/19/16-2/20/16: 5g, 13a in 15 GP).

## STARTING STRONG

Petr Mrazek earned a 14-save shutout in the season opener at DET (1/14), marking the third opening-night shutout in franchise history and the first since 1996-97. He gave up his first goal of the season at 2:44 of the second period at DET on 1/16. His shutout sequence of 82:44 marked the second-longest season-opening shutout streak in franchise history, as Sean Burke shut out the opposition for 95:44 to start the 1995-96 season before allowing a third-period goal at ANA (10/11/95). Andrei Svechnikov also scored a goal in each of his first three games to start the season (1/14-1/18: 3g, 2a), tied for the third-longest season-opening goal streak in franchise history behind only Kevin Dineen's five-game streak in 1990-91 and Eric Staal's four-game streak in 2005-06.

## SVECH HIM IF YOU CAN

With an assist at DET on 1/16, Andrei Svechnikov tallied his 100th career NHL/Hurricanes point, becoming the fifth-youngest player in franchise history and the third-youngest since relocation (20 years, 296 days) to eclipse the 100-point mark. He also later became the fifth-youngest player in franchise history and the third-youngest since relocation (20 years, 315 days) to score 50 goals with the franchise, reaching the milestone at CHI on 2/4. He earned 122 points (53g, 69a) before his 21st birthday, marking the fourth-most points by a player aged 20 or younger in franchise history and the second-most in team history (Jeff Skinner: 64-67—131).

## OH BROTHER

Jordan Staal's brother, Marc, and Andrei Svechnikov's brother, Evgeny, both play for the Red Wings, and the two sets of brothers faced off against each other five times in 2020-21. Andrei and Evgeny played against each other for the first time in their NHL careers on 3/4, and the game marked just the second time since 12/23/83 that two separate sets of brothers played against each other in an NHL game. Zbynek Michalek and Michael Stone (ARI) faced off against Milan Michalek and Mark Stone (OTT) on 10/24/15. Jordan and Andrei combined for eight points (3g, 5a) in those games.

## CZECH IT OUT

Martin Necas was named the NHL's Third Star of the Week on 3/8 and the NHL's Second Star of the Week on 3/29, as he led the team with 17 points (7g, 10a) during the month of March. He ranked tied with Jonathan Huberdeau (FLA, 6-11—17) for the most points of any Central Division player that month. Necas posted a career-long, four-game assist/point streak from 3/1-3/7 (2g, 5a) and a career-long, three-game goal/point streak from 3/22-3/27 (4g, 3a), and he tied his single-game career high in points by factoring on all four goals (2g, 2a) vs. TB on 3/27. Sebastian Aho ranked second on the team and tied for third in the Central Division with 16 points (9g, 7a) in March, and one or both of Aho and Necas tallied a point on 24 of the team's 44 goals (54.5%) that month, with both players factoring on the same goal nine times.

**STAR FISH**

Sebastian Aho was named the Central Division Star of the Month for April after registering 18 points (6g, 12a) in 16 games that month, including five multi-point games and three game-winning goals. He ranked tied for seventh in the NHL in points in April and ranked tied with Jason Robertson (DAL: 8g, 10a) for the most among Central Division players. Aho posted a season-long, nine-game point streak from 4/20-5/4 (6g, 11a) that included points in each of his last six games in April. The streak was tied for the third-longest point streak of his NHL/Hurricanes career and trailed only Dougie Hamilton's 14-game run for the longest by a Hurricanes player in 2020-21.

**DAWN OF THE NED**

Alex Nedeljkovic was named the NHL's Rookie of the Month for March, after posting a 6-1-1 record with a 1.85 goals-against average, .934 save percentage and a shutout in eight games that month. He led all NHL goaltenders with at least 15 starts this season in goals-against average (1.90) and save percentage (.932), and his three shutouts were tied for fifth in the NHL and tied with Ilya Sorokin (NYI) for the most among rookie netminders. Nedeljkovic's goals-against average and save percentage were also the best single-season marks by a rookie in franchise history, and his .932 save percentage tied for the second-highest in NHL history by a rookie making at least 15 starts. He finished the regular season with a 15-5-3 record, passing Cam Ward (2005-06: 14-8-2) for the most wins in a single season by a rookie goaltender in team history (since relocation) and trailing only Peter Sidorkiewicz (1988-89: 22-18-4) for the most wins by a rookie in franchise history. His three shutouts also ranked second among rookies in franchise history behind Sidorkiewicz (4).

**TWO-WAY GOALTENDER**

Alex Nedeljkovic tallied a primary assist on Dougie Hamilton's overtime game-winning goal vs. CBJ (5/1), marking his first career NHL/Hurricanes point. His assist marked the first point by a Hurricanes goaltender since Petr Mrazek earned an assist vs. PHI on 3/30/19 and just the third overtime assist by a goaltender in franchise history (last: Eddie Lack, 12/12/15 at ARI). Nedeljkovic previously recorded 13 points (2g, 11a) in the OHL, ECHL and AHL, including four points (1g, 3a) in 154 AHL games with Charlotte. He became the first goaltender in Checkers history to score a goal on 3/10/18 vs. Hartford.

**RUN IT BACK**

Morgan Geekie and Petr Mrazek both spent time with Chicago in the AHL this season. After being assigned to Chicago on 2/18, Geekie recorded five points (4g, 1a) in two games vs. Iowa from 2/20-2/21 and was named the AHL Player of the Week on 2/22. Mrazek was assigned to Chicago for conditioning on 4/1 after missing 31 games following right thumb surgery and made one start for the Wolves against Grand Rapids, the team he led to a Calder Cup in 2013. He stopped 43 of 45 shots in a 5-2 win, marking the most saves by a Wolves goalie in a regular-season game since 3/26/16 (Phoenix Copley: 45).

**SLAVIN AWAY**

Jacob Slavin was assessed a minor penalty for delay of game vs. FLA (3/7), his only penalty of 2020-21. He had not been assessed a penalty in over 36 games (895:20 of ice time) dating back to 2/2/20 vs. VAN, and he was not assessed another penalty over his final 31 games of the season (718:30 of ice time). Slavin's 0:02 PIM per game this season was his lowest mark in any season in his NHL/Hurricanes career, and he was the only NHL player averaging at least 21:00 of ice time per game to accumulate two or fewer penalty minutes in 2020-21. He has now accumulated just 60 penalty minutes in 429 career NHL/Hurricanes games, and his 0:08 PIM per game is the second-lowest rate by any defenseman in NHL history. Slavin also led Hurricanes defensemen in blocked shots (87) and takeaways (24) in 2020-21, and his 405 takeaways since entering the league in 2015-16 are the most of any NHL defenseman over that span.

Fewest penalty minutes per game by a defenseman, NHL history (min. 300 GP):

Bill Quackenbush (BOS/DET): 0:07

**Jacob Slavin (CAR): 0:08**

Jared Spurgeon (MIN): 0:10

Nate Schmidt (VAN/VGK/WSH): 0:11

Oscar Klefbom (EDM): 0:11

Nick Leddy (NYI/CHI): 0:11

**PERFECT TIMING**

Steven Lorentz, Brady Skjei and Jani Hakanpaa each scored their first goal with the Hurricanes this season, and all three goals served as the game-winner. Lorentz scored his first NHL/Hurricanes goal at NSH (3/2) in his 12th game with Carolina, while Skjei scored his first Hurricanes goal at CBJ (3/22) in his 38th game with the team. Hakanpaa scored his first goal with Carolina vs. NSH (4/17) in just his second game after being acquired from ANA on 4/12. This season marked the third straight season in which three Hurricanes players had their first goal with the team stand as the game-winning goal. Jake Gardiner (10/5/19 at WSH), Ryan Dzingel (10/8/19 at FLA) and Vincent Trocheck (3/7/20 at NYI) each accomplished the feat last season, while Andrei Svechnikov (10/7/18 vs. NYR), Calvin de Haan (11/8/18 at CHI) and Greg McKegg (1/4/19 vs. CBJ) accomplished the feat in 2018-19.

**MRAZZLE DAZZLE**

Petr Mrazek made 27 saves vs. CHI (5/4) in his first start after missing six games (4/22-5/1) with a lower-body injury to improve to 50-31-7 in 90 games since joining the Hurricanes in 2018-19. Mrazek required the fewest games of any goaltender in franchise history to reach 50 wins with Hartford/Carolina. The record was previously held by Cam Ward, who posted a 50-29-10 record in his first 96 games with Carolina from 2005-07. Each of Mrazek's first three wins in 2020-21 were shutouts (1/14 at DET, 1/28 vs. TB and 4/4 vs. DAL), as he became the sixth NHL goaltender since 1943-44 to post a shutout in each of his first three wins in a season.

**EN FOEG**

Warren Foegele tallied 20 points (10g, 10a) this season, ranking ninth in points and tied for seventh in goals. He scored two goals at CHI (4/1) on his 25th birthday, becoming the first Hurricanes player to score on his birthday since Derek Ryan vs. PIT on 12/29/17 and just the second player in franchise history to score two goals on his birthday (Ron Francis: 3/1/83 vs. BUF). Foegele played his 200th career NHL/Hurricanes game in the regular-season finale at NSH (5/10), and his 35 career goals rank tied for eighth in team history (since relocation) by a player in his first 200 NHL games and seventh on the team over that span. He has also registered 10 playoff points (6g, 4a) in his NHL/Hurricanes career, and he ranks tied for fifth in points and fourth in goals among Hurricanes players in the postseason since 2018-19.

**SHOOT YOUR SHOT**

Dougie Hamilton was held without a shot at NSH (1/18), snapping his streak of 296 consecutive games with at least one shot on goal. He had last been held without a shot on 4/5/16 vs. LA while playing for CGY. Hamilton posted a career-high 11 shots on goal at DET (3/16), tying Bryan Rust (PIT, 1/22/21 vs. NYR) for the most shots in a single game by any NHL player in 2020-21. There have been only six instances of a defenseman posting 11 or more shots in a game since Hamilton entered the league in 2012-13, and he was the first to accomplish the feat since Brent Burns (SJ) on 2/12/17 at NJ. Hamilton also posted nine shots (4/3 vs. DAL) and eight shots (2/19 vs. CHI) in a single game in 2020-21, and his 180 shots on goal this season led all NHL blueliners.

**NOTHING GOLD CAN STAY**

Jacob Slavin and Teuvo Teravainen each missed three games from 1/28-1/31, ending their respective ironman streaks. Slavin had played 374 consecutive games, not missing a game in over four seasons (12/3/15 vs. NJ), while Teravainen had played 271 consecutive games since last missing a game at CBJ on 1/21/17. Slavin and Teravainen held the second- and fourth-longest ironman streaks in franchise history, and Slavin's was also the sixth-longest active ironman streak in the NHL. Carolina's longest active ironman streak now belongs to Sebastian Aho, who has skated in 239 consecutive games dating back to 1/30/18 vs. OTT.

Most consecutive games played, franchise history

Dave Tippett (3/3/84-10/7/89): 419

**Jacob Slavin (12/5/15-1/18/21): 374**

Eric Staal (3/20/04-11/1/09): 349

**Teuvo Teravainen (1/23/17-1/18/21): 271**

**Sebastian Aho (1/30/18-5/10/21): 239**

**REMEMBER US?**

Vincent Trocheck was acquired from FLA on 2/24/20 in exchange for Erik Haula, Eetu Luostarinen, Chase Priskie and Lucas Wallmark, and played his first full season with the Hurricanes in 2020-21. He recorded nine points (6g, 3a) in eight games against the Panthers this season and added a goal in the shootout on 2/27. Trocheck scored a goal in each of his first six games against FLA, becoming the first Whalers/Hurricanes player to score in his first four or more games against his former team after being traded since the NHL began tracking trades in 1991-92, and the first Hurricanes player since Rod Brind'Amour (10/12/05-4/3/06 vs. WSH) to record a six-game goal streak against one opponent. He also became just the 15th NHL player since 1979-80 to score a goal in each of his first six or more career games against any opponent and the first since Auston Matthews (TOR) scored eight goals in his first seven games against SJ (2016-20). Trocheck was the first player to accomplish the feat over the course of a single season since Steve Yzerman (DET) and Teemu Selanne (WPG) scored nine goals in their first seven games against TB and LA, respectively, in 1992-93. Cedric Paquette was acquired from OTT on 2/13 along with Alex Galchenyuk in exchange for Ryan Dzingel. He spent the past seven seasons (2014-20) with TB, where he registered 85 points (47g, 38a) in 377 games and won the Stanley Cup in 2020. Paquette tallied three of his eight points in 2020-21 (2g, 1a) against the Lightning, including a goal in his first career game against his former team.

**GEEKIE TO THE MAX**

Morgan Geekie earned primary assists on goals by Max McCormick in back-to-back games at DAL (4/26-4/27), marking the first time that Geekie had tallied an assist in consecutive games in his NHL/Hurricanes career and the first time that McCormick had scored a goal in consecutive games in his NHL career. Geekie finished the season with six assists in his last 14 games (4/17-5/10) after recording one assist in his first 24 career NHL/Hurricanes games dating back to last season, and he also scored the first two power-play goals of his NHL/Hurricanes career on 3/11 vs. NSH. McCormick earned three points (2g, 1a) in his first 12 NHL games since 12/11/18 with OTT. Entering the 2020-21 season, he had not scored an NHL goal since 11/3/18.

## BEAN MACHINE

In his first full NHL/Hurricanes season, Jake Bean recorded 12 points (1g, 11a), ranking tied with K'Andre Miller (NJR: 5g, 7a) for third among NHL rookie defensemen in 2020-21. His five power-play points (1g, 4a) trailed only Ty Smith (NJ: 1g, 6a) for the most among rookie blueliners. He posted a career-long, three-game assist/point streak from 2/19-2/22 (3a) and scored his first career NHL/Hurricanes goal on the power play at FLA (2/27). Bean registered 92 points (23g, 69a) in 129 AHL games with Charlotte from 2018-20 and won the Eddie Shore Award as AHL Defenseman of the Year last season.

## FAST AND FURIOUS

After signing with the Hurricanes as a free agent on 10/10/20, Jesper Fast earned 19 points (6g, 13a) in 46 games in 2020-21. He scored his first two goals with the team vs. TB on 2/22, including the first power-play goal of his NHL career. He also tallied a power-play assist at DET (3/16) for his 100th career NHL assist, finishing the season with four power-play points (1g, 3a) after recording just two assists on the man advantage in seven seasons with NYR from 2013-20. Fast also scored the game-winning goal at 19:31 of the third period at CHI (4/1), becoming the seventh player in franchise history to score a game-winner in the final 30 seconds of a regular season game and the first to accomplish the feat since Justin Faulk on 12/6/15 (19:43 in a 5-4 win vs. ARI).

## DEBUTANT PUCK

Sheldon Rempal, Joakim Ryan and Drew Shore all made their Hurricanes debuts this season after signing as free agents in October. Rempal made his Hurricanes debut vs. TB (1/28), playing in his first NHL game since 12/2/18 with LA against Carolina. Shore made his Hurricanes debut vs. DAL (1/31), marking his first NHL game since 4/9/17 with VAN. Ryan, who played with LA in 2019-20, made his Hurricanes debut at FLA (4/22).

## SVECHING FIRE

Andrei Svechnikov recorded an assist vs. DET (4/29) in his 200th career NHL/Hurricanes game. Selected in the first round (second overall) of the 2018 NHL Draft, he became the first player from his draft class to reach the milestone. He has tallied 135 points (57g, 78a) through the first 200 games of his NHL/Hurricanes career, trailing only Eric Staal (2003-06: 73-90—163), Sebastian Aho (2016-19: 69-88—157) and Jeff Skinner (2010-13: 67-74—141) for the most points through 200 career NHL games in team history (since relocation).

## SUPER BASS

Sebastian Aho earned a team-high 57 points (24g, 33a) in 2020-21, averaging 1.02 points per game this season. He also posted 83 points (30g, 53a) in 82 games in 2018-19, averaging 1.01 points per game. Aho has joined Eric Staal (2003-16) as the second player in team history (since relocation) to average at least one point per game in multiple seasons. Staal accomplished the feat four times, most recently in 2012-13 (18-35—53 in 48 GP). Aho (2016-21) and Staal (2003-09) are also the only two players in team history to earn at least 50 points in four of their first five career NHL seasons. Aho led the Hurricanes in goals and points for the fourth consecutive season and also paced the team in assists for the first time in his NHL/Hurricanes career, becoming the first player to lead Carolina in all three categories since Staal (24-46—70) in 2011-12.

## HATS OFF

Sebastian Aho scored three goals vs. CHI (5/3) for the fourth hat trick of his NHL/Hurricanes career and his first since 12/7/19 vs. MIN. He has tied Jeff Skinner (2010-18) for the third-most hat tricks in team history (since relocation) behind Eric Staal (2003-16: 13) and Erik Cole (2001-08, 2009-11: 5), and he is also tied with Skinner, Mike Rogers (1979-81) and Pat Verbeek (1989-95) for the eighth-most hat tricks in franchise history. Aho now trails only Ron Francis (5) for the most career hat tricks in franchise history before age 24.

## SHORTY SPICE

Sebastian Aho scored three of Carolina's seven shorthanded goals this season after scoring four in each of the past two seasons. His 11 shorthanded goals since 2018-19 are three more than any other NHL player over that span. He scored a career-high two shorthanded goals at FLA (4/22) to increase his career total to 12, passing Dave Tippett (1984-90: 11) for the second-most shorthanded goals in franchise history behind only Eric Staal (2003-16: 16). Martin Necas registered an assist on both of Aho's shorthanded goals on 4/22 for the first two shorthanded points of his NHL/Hurricanes career. He later scored a shorthanded goal in two consecutive games vs. CHI from 5/4-5/6 to finish the 2020-21 season with a team-high four shorthanded points (2g, 2a). Necas had not earned a shorthanded point through his first 72 career NHL/Hurricanes games before this season.

## HAMMER TIME

Dougie Hamilton led all Hurricanes defensemen with 42 points (10g, 32a) in 2020-21. He scored a goal in back-to-back games vs. CBJ (5/1) and vs. CHI (5/3) to reach the 10-goal threshold for the seventh consecutive season (2014-21). Hamilton became the first NHL defenseman to accomplish the feat over that span and joined Brent Burns (SJ, 2013-20), Victor Hedman (TB, 2013-20) and Roman Josi (2013-20) as the only active NHL defensemen to accomplish the feat in their NHL careers. He has now scored 42 goals since joining the Hurricanes in 2018-19, which ranks first among all NHL blueliners over the past three seasons. He recorded at least one point in 34 of 55 games (61.8%) in 2020-21, the most of any NHL defenseman. Hamilton also scored an overtime game-winning goal vs. CBJ (5/1), marking the sixth overtime goal of his NHL career and his third in the past two seasons, tied with Zach Werenski (CBJ) for the lead among defensemen since 2019-20. Since joining Carolina in 2018-19, he has also scored six shootout goals on 10 attempts, marking the most shootout goals and the highest shootout percentage by an NHL defenseman in that span.

## TEACH ME HOW TO DOUGIE

Dougie Hamilton scored two goals at FLA (4/24) for his first multi-goal game since 4/2/19 at TOR. In his next game, he became the 13th defenseman in NHL history to skate in his 600th career NHL game with the Whalers/Hurricanes at DAL (4/26). His second goal on 4/24 tied Oliver Ekman-Larsson (ARI) for the fourth-most goals by an active defenseman through his first 600 career games.

Most goals through 600 career games, active NHL defensemen:

Shea Weber (NSH): 128

Erik Karlsson (OTT): 122

Roman Josi (NSH): 107

**Dougie Hamilton (CAR/CGY/BOS): 104**

Oliver Ekman-Larsson (ARI): 104

## 1K MAGIC

Jordan Staal recorded an assist in his 1,000th career NHL game vs. DET (4/12), becoming just the fifth NHL player to play his 1,000th career game with the Whalers/Hurricanes and the second of those players to record a point in the game (Ray Whitney, 10/21/09: 1a). Drafted in the first round (second overall) of the 2006 NHL Draft, Staal became the second player from his draft class to reach the 1,000-game milestone, joining Phil Kessel (ARI/PIT/TOR/BOS: 1,108 GP). Jordan and his brother Eric (MTL/BUF/MIN/NYR/CAR: 1,293 GP) became just the seventh pair of brothers to each skate in 1,000 NHL games, and they could become the first set of three brothers to each accomplish the feat if their brother Marc plays another 52 NHL games.

## IT'S A STAAL WORLD

Jordan Staal earned 38 points (16g, 22a) in 53 games this season, marking his highest point total since 2017-18. He ranked fourth on the team in goals in 2020-21, including a career-high seven scored on the power play. His four multi-goal games and five multi-assist games also ranked tied for first and tied for second on the team, respectively. Staal has registered 327 points (121g, 206a) in 583 games with the Hurricanes since joining the team in 2012-13, and he ranks eighth in points, ninth in goals, fifth in assists and fifth in games played in team history (since relocation).

## CZECHING IN

With a shorthanded goal vs. CHI (5/4), Martin Necas reached 40 points for the first time in his NHL/Hurricanes career. He finished 2020-21 with a career-high 41 points (14g, 27a), becoming just the fifth different Czech-born player to record 40 points in a single season in franchise history and the first to accomplish the feat since Frantisek Kaberle (6-38—44) in 2005-06. He ranked seventh in goals, fifth in assists and sixth in points among Czech-born NHL players in 2020-21, and he led his fellow countrymen in plus/minus (+25) and shorthanded points (4).

## FINDING NINO

Nino Niederreiter scored two goals vs. CHI (5/4), with his second goal marking his 20th of the season. He reached 20 goals for the fifth time in his NHL career and the first since 2018-19, when he scored 23 goals in 82 total games with the Wild and Hurricanes. His 45 goals since making his Hurricanes debut on 1/18/19 trail only Sebastian Aho (71) and Andrei Svechnikov (48) for the team lead over that span, and his six multi-goal games with Carolina rank second behind only Aho (13). Niederreiter led the Hurricanes with 16 even-strength goals this season and ranked tied with Jordan Staal for the second-most game-winning goals in 2020-21 (4).

## TURBO TIME

Despite missing 32 of 33 games from 2/20-4/26, Teuvo Teravainen was one of just five Hurricanes players with at least four multi-assist games in 2020-21. He tallied two assists, including the 200th assist of his NHL career, in the season opener at DET (1/14), and he tied a single-game career high with three assists and four points vs. CBJ (2/15). He also registered two assists vs. CHI (5/4), and his first assist marked his 259th point with Carolina, passing Justin Faulk (2011-19: 258) for 12th in points in team history (since relocation). After returning from his concussion on 4/27, he posted six points over the final eight games of the season (4/27-5/4: 3g, 3a), which trailed only Sebastian Aho (4-7—11) and Andrei Svechnikov (2-7—9) over that span.

## INVINCIBLE

After tallying two points (1g, 1a) in seven games with Carolina in 2019-20, Vincent Trocheck ranked second on the team with 43 points (17g, 26a) this season despite playing only 47 games. He posted a six-game point streak from 2/27-3/9 (4g, 4a) before missing eight games due to an upper-body injury (3/11-3/27). When he returned to the lineup, he posted a career-long, seven-game assist/point streak from 3/30-4/10, (3g, 7a), tied with Dougie Hamilton for the longest assist streak by a Hurricanes player in 2020-21. Trocheck tallied a point in 13 consecutive games played from 2/27-4/10 (7g, 11a), marking the fifth-longest such run in franchise history.

## KEEPING IT 400

Jordan Martinook, Cedric Paquette, Brett Pesce and Jaccob Slavin each skated in their 400th NHL game this season. Slavin and Paquette each reached the milestone on 3/11 vs. NSH, Martinook played his 400th game a week later vs. CBJ (3/18) and Pesce eclipsed the milestone on 4/29 vs. DET. Slavin and Pesce became the fifth and sixth defensemen, respectively, to play each of their first 400 career NHL games with the Whalers/Hurricanes.

**PESH DISPENSER**

Brett Pesce registered 25 points (4g, 21a) in 2020-21, marking his second-highest single-season NHL point total (2018-19: 7-22—29 in 73 GP) despite playing the fewest games of any season in his NHL/Hurricanes career. He tallied an assist in at least three consecutive games twice in 2020-21, including a career-long, four-game assist streak from 1/31-2/7 (4a). Before this season, he had accomplished the feat only twice in his first five NHL/Hurricanes seasons. Pesce registered his 100th career NHL/Hurricanes assist vs. NSH (4/15), becoming just the 12th defenseman in franchise history and the sixth in team history (since relocation) to record 100 assists with the Whalers/Hurricanes. He posted a +14 rating this season, and he now trails only Jaccob Slavin (2015-21: +77) and Ulf Samuelsson (1984-91: +71) for the highest plus/minus by a defenseman in franchise history. His +66 rating is the highest career plus/minus by a player selected in the 2013 NHL Draft.

**DROPPING THE GLOVES**

For the second straight season, the Hurricanes posted six fighting majors. Dougie Hamilton and Max McCormick bookended the regular season, as Hamilton registered his second career fighting major against Sam Gagner in the season opener at DET (1/14) while McCormick recorded his ninth career fighting major against Tyler Lewington in the regular-season finale at NSH (5/10). Nino Niederreiter also registered the first fighting major of his career against Max Domi at CBJ (2/7). The remaining three fights came in three consecutive games from 4/19-4/22. Jake Gardiner dropped the gloves for just the second time in his career with Alex Killorn at TB (4/19), Jordan Martinook tangled with Barclay Goodrow at TB (4/20) for his second career fighting major and Cedric Paquette registered his 14th career fighting major against Ryan Lomberg at FLA (4/22). The three fights marked the first time that Carolina had been assessed a fighting major in three consecutive games since 4/9/13-4/16/13, when six different Hurricanes dropped the gloves 10 total times in four games. Nicolas Blanchard and Kevin Westgarth each earned three fighting majors over that four-game span.

**BIG GAME JAMES**

James Reimer posted a 15-5-2 record with a 2.66 goals-against average and .906 save percentage in 2020-21, tied with Alex Nedeljkovic for the most wins of any Hurricanes goaltender this season. In his last 40 games with Carolina, Reimer is 27-7-4 with a 2.58 goals-against average, .912 save percentage and three shutouts. He has posted a 29-11-4 record since joining the Hurricanes in 2019-20, and his .705 points percentage ranks fifth among all NHL netminders over the past two seasons behind Ilya Samsonov (WSH, .726), Tuukka Rask (BOS, .726), Andrei Vasilevskiy (TB, .723) and Pavel Francouz (COL, .719).

**PEACHY KEANE**

Joey Keane made his NHL/Hurricanes debut in the team's regular-season finale at NSH (5/10), registering a shot and two hits in 19:34 of ice time. He has also tallied 12 assists in 21 AHL games with Chicago this season. A former teammate of Andrei Svechnikov with Barrie in 2017-18, Keane was acquired from NYR on 2/18/20 in exchange for Julien Gauthier. He was named to the AHL All-Rookie Team and the AHL All-Star Classic in 2019-20 after finishing tied for seventh in points (37) among AHL defensemen.

**COUNTRY STRONG**

Sebastian Aho scored his fourth career NHL/Hurricanes hat trick vs. CHI (5/3), and his third goal of the game marked the 145th goal of his NHL/Hurricanes career, tying Sami Kapanen (1995-03) for the most goals by a Finnish-born player in franchise history in 154 fewer games. With 15 goals in 2020-21, Andrei Svechnikov increased his career NHL/Hurricanes goal total to 59, and he has now scored five more goals with the franchise than any other Russian-born player. Sergei Samsonov previously held the record, scoring 54 goals with Carolina from 2008-11.

**STAAL NOMINATED FOR MASTERTON**

The Carolina chapter of the Professional Hockey Writers' Association named Jordan Staal as its nominee for the 2020-21 Bill Masterton Trophy. The Masterton Trophy is awarded annually to the NHL player best exemplifying the qualities of perseverance, sportsmanship and dedication to hockey. The winner is selected from a poll of the 31 chapters of the PHWA at the end of the regular season.

Staal experienced an offensive resurgence, posting his highest offensive output in the last three seasons, and captained the team to its first division title since 2005-06. The veteran center led the penalty kill to the third-highest percentage in the NHL (85.2%) and set a new career high in power-play goals on the NHL's second-best man advantage (25.6%) while also becoming the second player from the 2006 NHL Draft class to play 1,000 career NHL games.

**STAAL NAMED 2020-21 CHIASSON AWARD WINNER**

The Carolina Hurricanes announced that captain Jordan Staal has been selected by his teammates as the winner of the 2020-21 Steve Chiasson Award. The Steve Chiasson Award is given annually to the Hurricanes player that best exemplifies determination and dedication while proving to be an inspiration to his teammates through his performance and approach to the game.

**NEDELJKOVIC RECIPIENT OF VASICEK AWARD, AHO NAMED MVP**

The Carolina chapter of the Professional Hockey Writers' Association announced the selection of center Sebastian Aho as the Hurricanes' Most Valuable Player for 2020-21. The chapter also named Alex Nedeljkovic as the winner of the Josef Vasicek Award for cooperation with the local media.

The Josef Vasicek Award, formerly known as the Good Guy Award, was renamed in 2012 by the Carolina PHWA in honor of Vasicek, a former Hurricanes' forward who died in a plane crash in Russia in September 2011.

# 2020-21 NHL STANDINGS

(As of May 10th)

## CENTRAL DIVISION

	GP	W	L	OT	GF	GA	PTS
<b>CAROLINA</b>	<b>56</b>	<b>36</b>	<b>12</b>	<b>8</b>	<b>179</b>	<b>136</b>	<b>80</b>
FLORIDA	56	37	14	5	189	153	79
TAMPA BAY	56	36	17	3	181	147	75
NASHVILLE	56	31	23	2	156	154	64
DALLAS	56	23	19	14	158	154	60
CHICAGO	56	24	25	7	161	186	55
DETROIT	56	19	27	10	127	171	48
COLUMBUS	56	18	26	12	137	187	48

## EAST DIVISION

	GP	W	L	OT	GF	GA	PTS
PITTSBURGH	56	37	16	3	196	156	77
WASHINGTON	55	35	15	5	189	162	75
BOSTON	55	33	15	7	167	134	73
NY ISLANDERS	56	32	17	7	156	128	71
NY RANGERS	56	27	23	6	177	157	60
PHILADELPHIA	56	25	23	8	163	201	58
NEW JERSEY	56	19	30	7	145	194	45
BUFFALO	56	15	34	7	138	199	37

## WEST DIVISION

	GP	W	L	OT	GF	GA	PTS
VEGAS	55	39	14	2	185	124	80
COLORADO	54	37	13	4	186	132	78
MINNESOTA	54	35	14	5	178	149	75
ST. LOUIS	54	25	20	9	158	167	59
ARIZONA	56	24	26	6	153	176	54
LOS ANGELES	54	21	26	7	142	159	49
SAN JOSE	55	21	27	7	151	193	49
ANAHEIM	56	17	30	9	126	179	43

## NORTH DIVISION

	GP	W	L	OT	GF	GA	PTS
TORONTO	54	35	13	6	182	140	76
EDMONTON	54	34	18	2	178	147	70
WINNIPEG	54	28	23	3	161	152	59
MONTREAL	55	24	21	10	156	164	58
CALGARY	52	23	26	3	138	149	49
OTTAWA	55	22	28	5	153	187	49
VANCOUVER	50	21	26	3	135	164	45

## INDIVIDUAL SCORING LEADERS

PLAYER	TEAM	GP	G	A	PTS	+/-	PIM	PP	SH	GW	S	%
1. CONNOR MCDAVID	EDMONTON	54	33	69	102	25	20	9	0	11	195	16.9
2. LEON DRAISAITL	EDMONTON	54	30	51	81	31	22	14	1	8	162	18.5
3. BRAD MARCHAND	BOSTON	53	29	40	69	26	46	4	4	5	143	20.3
4. MITCHELL MARNER	TORONTO	54	20	47	67	24	20	0	0	5	153	13.1
5. PATRICK KANE	CHICAGO	56	15	51	66	-7	14	3	0	3	191	7.9
6. AUSTON MATTHEWS	TORONTO	50	40	25	65	24	10	10	0	12	214	18.7
NATHAN MACKINNON	COLORADO	48	20	45	65	22	37	8	0	2	206	9.7
8. SIDNEY CROSBY	PITTSBURGH	55	24	38	62	8	26	5	1	5	159	15.1
9. MIKKO RANTANEN	COLORADO	50	30	31	61	25	34	9	0	7	171	17.5
MARK STONE	VEGAS	54	21	40	61	26	28	6	1	8	97	21.6
JONATHAN HUBERDEAU	FLORIDA	55	20	41	61	12	36	5	0	1	122	16.4
12. MARK SCHEIFELE	WINNIPEG	54	20	39	59	-9	12	4	0	4	120	16.7
13. ALEKSANDER BARKOV	FLORIDA	50	26	32	58	12	14	7	1	6	176	14.8
ARTEMI PANARIN	NY RANGERS	42	17	41	58	14	6	5	0	1	106	16.0
15. <b>SEBASTIAN AHO</b>	<b>CAROLINA</b>	<b>56</b>	<b>24</b>	<b>33</b>	<b>57</b>	<b>16</b>	<b>32</b>	<b>7</b>	<b>3</b>	<b>7</b>	<b>148</b>	<b>16.2</b>
JAKE GUENTZEL	PITTSBURGH	56	23	34	57	7	28	6	0	7	141	16.3
17. ALEX DEBRINCAT	CHICAGO	52	32	24	56	3	12	9	1	7	155	20.6
18. NICKLAS BACKSTROM	WASHINGTON	54	15	38	53	0	14	5	0	0	90	16.7
19. RYAN O'REILLY	ST. LOUIS	54	24	28	52	23	18	4	2	4	123	19.5
DAVID PERRON	ST. LOUIS	54	16	36	52	2	22	5	0	2	142	11.3
21. KIRILL KAPRIZOV	MINNESOTA	54	27	24	51	11	16	8	0	3	152	17.8
JOE PAVELSKI	DALLAS	56	25	26	51	22	16	13	0	4	139	18.0
MAX PACIORETTY	VEGAS	48	24	27	51	20	14	6	0	6	174	13.8
24. MIKA ZIBANEJAD	NY RANGERS	56	24	26	50	2	18	10	2	7	171	14.0
ANZE KOPITAR	LOS ANGELES	54	13	37	50	-4	10	3	0	4	115	11.3

## GOALTENDING LEADERS (MINIMUM 15 GP)

GOALTENDER	TEAM	GP	MINS	GA	GAA
1. <b>ALEX NEDELJKOVIC</b>	<b>CAROLINA</b>	<b>23</b>	<b>1,392</b>	<b>44</b>	<b>1.90</b>
2. PHILIPP GRUBAUER	COLORADO	39	2,307	77	2.00
3. SEMYON VARLAMOV	NY ISLANDERS	36	2,117	72	2.04
MARC-ANDRE FLEURY	VEGAS	35	2,087	71	2.04
5. CHRIS DRIEDGER	FLORIDA	23	1,362	47	2.07



## 2020-21 HURRICANES SCORING

POS	NO	PLAYER	GP	G	A	PTS	+/-	PIM	PPG	SHG	GWG	S	%	TOI/GP
C	20	SEBASTIAN AHO	56	24	33	57	16	32	7	3	7	148	16.2	19:28
C	16	VINCENT TROCHECK	47	17	26	43	-3	20	7	0	2	123	13.8	18:14
LW	37	ANDREI SVECHNIKOV	55	15	27	42	1	44	4	0	1	147	10.2	17:32
D	19	DOUGIE HAMILTON	55	10	32	42	20	35	2	1	2	180	5.6	22:43
RW	88	MARTIN NECAS	53	14	27	41	25	10	4	2	3	114	12.3	17:17
C	11	JORDAN STAAL	53	16	22	38	2	30	7	0	4	103	15.5	18:29
LW	21	NINO NIEDERREITER	56	20	14	34	20	29	4	0	4	126	15.9	15:43
D	22	BRETT PESCE	55	4	21	25	14	20	1	0	0	89	4.5	22:48
LW	13	WARREN FOEGELE	53	10	10	20	4	20	0	0	1	91	11.0	14:09
RW	71	JESPER FAST	46	6	13	19	-4	14	1	0	1	38	15.8	15:18
RW	86	TEUVO TERAVAINEN	21	5	10	15	5	4	0	0	2	49	10.2	16:26
D	74	JACCOB SLAVIN	52	3	12	15	22	2	0	0	0	101	3.0	22:59
LW/RW	23	BROCK MCGINN	37	8	5	13	0	6	0	1	1	58	13.8	14:59
RW	48	JORDAN MARTINOOK	44	4	9	13	-3	25	0	0	1	62	6.5	12:45
D	24	*JAKE BEAN	42	1	11	12	-2	10	1	0	0	55	1.8	14:32
D	76	BRADY SKJEI	52	3	7	10	6	30	0	0	1	104	2.9	20:44
C	67	*MORGAN GEEKIE	36	3	6	9	1	10	2	0	0	30	10.0	9:47
C/LW	78	*STEVEN LORENTZ	45	2	6	8	1	8	0	0	1	40	5.0	10:26
D	51	JAKE GARDINER	26	0	8	8	-1	11	0	0	0	23	0.0	16:03
C	18	CEDRIC PAQUETTE	38	3	4	7	-4	17	0	0	0	29	10.3	9:08
LW	28	MAX MCCORMICK	12	2	1	3	3	9	0	0	0	5	40.0	7:49
D	58	JANI HAKANPAA	15	2	1	3	4	4	0	0	1	13	15.4	16:21
D	44	*JOEY KEANE	1	0	0	0	-1	0	0	0	0	1	0.0	19:34
RW	41	*SHELDON REMPAL	3	0	0	0	0	0	0	0	0	3	0.0	8:18
C	29	DREW SHORE	4	0	0	0	-1	2	0	0	0	3	0.0	8:30
D	33	JOAKIM RYAN	4	0	0	0	-1	0	0	0	0	2	0.0	10:51

## TRADED PLAYERS' CAROLINA TOTALS

POS	NO	PLAYER	GP	G	A	PTS	+/-	PIM	PPG	SHG	GWG	S	%	TOI/GP
LW	18	RYAN DZINGEL	11	2	2	4	-2	2	2	0	0	9	22.2	13:12
D	4	HAYDN FLEURY	35	1	0	1	-6	6	0	0	0	48	2.1	13:36

## 2020-21 HURRICANES GOALTENDING

NO	GOALTENDER	GP	W	L	OT	SA	GA	SV%	GAA	TOI	SO	G	A	P	PIM
39	*ALEX NEDELJKOVIC	23	15	5	3	648	44	.932	1.90	1,392	3	0	1	1	2
34	PETR MRAZEK	12	6	2	3	298	23	.923	2.06	671	3	0	0	0	0
47	JAMES REIMER	22	15	5	2	627	59	.906	2.66	1,331	0	0	0	0	0
<b>TOTALS</b>		<b>56</b>	<b>36</b>	<b>12</b>	<b>8</b>	<b>1573</b>	<b>126</b>	<b>.920</b>	<b>2.23</b>	<b>3,394</b>	<b>6</b>	<b>0</b>	<b>1</b>	<b>1</b>	<b>2</b>

\*Rookie

# STATISTICS

## HURRICANES POWER PLAY

<b>OVERALL:</b>	42/164	(25.6%—2nd in the NHL)
<b>HOME:</b>	25/87	(28.7%—2nd in the NHL)
<b>ROAD:</b>	17/77	(22.1%—9th in the NHL)

## HURRICANES BY PERIOD

	1st	2nd	3rd	OT	TOTALS
<b>GOALS</b>	41	66	63	5	175
<b>SHOTS</b>	577	616	565	36	1,794

## OPENING GAME ROSTER AT DETROIT RED WINGS

(Away 1/14/2021)

4	Haydn Fleury	D
11	Jordan Staal	C
13	Warren Foegele	LW
16	Vincent Trocheck	C
18	Ryan Dzingel	LW
19	Dougie Hamilton	D
20	Sebastian Aho	C
21	Nino Niederreiter	LW
22	Brett Pesce	D
23	Brock McGinn	RW
31	Anton Forsberg (did not dress)	G
34	Petr Mrazek	G
37	Andrei Svechnikov	LW
47	James Reimer	G
48	Jordan Martinook	RW
51	Jake Gardiner	D
71	Jesper Fast	RW
74	Jacob Slavin	D
76	Brady Skjei	D
86	Teuvo Teravainen	RW
88	Martin Necas	RW

## HURRICANES SHORTHANDED

<b>OVERALL:</b>	150/176	(85.2%—3rd in the NHL)
<b>HOME:</b>	76/83	(91.6%—2nd in the NHL)
<b>ROAD:</b>	74/93	(79.6%—T-16th in the NHL)

## OPPONENTS BY PERIOD

	1st	2nd	3rd	OT	TOTALS
<b>GOALS</b>	33	38	57	6	134
<b>SHOTS</b>	501	542	513	25	1,581

## CLOSING GAME ROSTER AT NASHVILLE PREDATORS

(Away 5/10/2021)

11	Jordan Staal (injured – undisclosed)	C
13	Warren Foegele	LW
16	Vincent Trocheck	C
18	Cedric Paquette (injured – lower body)	C
19	Dougie Hamilton (injured – undisclosed)	D
20	Sebastian Aho	C
21	Nino Niederreiter	LW
22	Brett Pesce (injured – undisclosed)	D
23	Brock McGinn (injured – upper body)	LW
24	Jake Bean	D
28	Max McCormick	LW
29	Drew Shore	C
33	Joakim Ryan	D
34	Petr Mrazek	G
37	Andrei Svechnikov (injured – undisclosed)	LW
39	Alex Nedeljkovic (did not dress)	G
44	Joey Keane	D
47	James Reimer	G
48	Jordan Martinook	RW
51	Jake Gardiner	D
58	Jani Hakanpaa	D
67	Morgan Geekie	C
71	Jesper Fast	RW
74	Jacob Slavin (injured – undisclosed)	D
76	Brady Skjei	D
78	Steven Lorentz	C
86	Teuvo Teravainen	RW
88	Martin Necas	RW

## OVERTIME GOALS

<b>Martin Necas</b>	<b>1/28/21</b>	<b>in a 1-0 win vs. Tampa Bay</b>
Jonathan Huberdeau	2/17/21	in a 4-3 loss vs. Florida
<b>Martin Necas</b>	<b>3/1/21</b>	<b>in a 3-2 win at Florida</b>
<b>Jordan Staal</b>	<b>3/9/21</b>	<b>in a 3-2 win vs. Nashville</b>
Seth Jones	3/18/21	in a 3-2 loss vs. Columbus
<b>Sebastian Aho</b>	<b>3/25/21</b>	<b>in a 4-3 win at Columbus</b>
Yanni Gourde	4/19/21	in a 3-2 loss at Tampa Bay
Aleksander Barkov	4/24/21	in a 4-3 loss at Florida
Jamie Benn	4/26/21	in a 4-3 loss at Dallas
<b>Dougie Hamilton</b>	<b>5/1/21</b>	<b>in a 2-1 win vs. Columbus</b>
Alex DeBrincat	5/6/21	in a 2-1 loss vs. Chicago

## HAT TRICKS (Number in NHL Career/Number with the Hurricanes)

<b>Sebastian Aho (4/4)</b>	<b>5/3/21</b>	<b>in a 5-2 win vs. Chicago</b>
----------------------------	---------------	---------------------------------

## SHUTOUTS (Number in NHL Career/Number with the Hurricanes)

<b>Petr Mrazek (22/8)</b>	<b>1/14/21</b>	<b>in a 3-0 win at Detroit</b>
<b>Petr Mrazek (23/9)</b>	<b>1/28/21</b>	<b>in a 1-0 win vs. Tampa Bay</b>
<b>Alex Nedeljkovic (1/1)</b>	<b>2/20/21</b>	<b>in a 4-0 win vs. Tampa Bay</b>
Andrei Vasilevskiy	2/24/21	in a 3-0 loss at Tampa Bay
<b>Alex Nedeljkovic (2/2)</b>	<b>3/22/21</b>	<b>in a 3-0 win at Columbus</b>
<b>Petr Mrazek (24/10)</b>	<b>4/4/21</b>	<b>in a 1-0 win vs. Dallas</b>
<b>Alex Nedeljkovic (3/3)</b>	<b>4/8/21</b>	<b>in a 3-0 win vs. Florida</b>
Pekka Rinne	5/10/21	in a 5-0 loss at Nashville

## PENALTY SHOTS

Cam Atkinson	2/8/21	in a 3-2 loss at Columbus (successful vs. Nedeljkovic)
--------------	--------	---

## RECORD BY OPPONENT

OPPONENT	GP	W-L-OT	PTS	GF	GA
Chicago Blackhawks	8	5-2-1	11	29	24
Columbus Blue Jackets	8	5-1-2	12	28	20
Dallas Stars	8	6-1-1	13	26	18
Detroit Red Wings	8	4-3-1	9	22	19
Florida Panthers	8	6-0-2	14	28	19
Nashville Predators	8	6-2-0	12	24	17
Tampa Bay Lightning	8	4-3-1	9	18	17
<b>TOTALS</b>	<b>56</b>	<b>36-12-8</b>	<b>80</b>	<b>175</b>	<b>134</b>

\*GF/GA totals do not include goals awarded for shootout wins

## DECISION BREAKDOWN

TEAM GOAL-GAMES	GP	W	L
One Goal	25	14	11*
Two Goal	15	8	7
Three Goal	11	10	1
Four Goal	4	4	0
Five Goal	1	0	1
<b>TOTALS</b>	<b>56</b>	<b>36</b>	<b>20*</b>

\*Includes 8 overtime/shootout losses

3-on-3 Overtime	11	5	6
Shootout	6	4	2
<b>OVERTIME/SHOOTOUT</b>	<b>17</b>	<b>9</b>	<b>8</b>

# HIGHS AND LOWS

STREAK	2020-21 SEASON	CAROLINA RECORD	FRANCHISE RECORD
<b>Winning</b>	8 – 2/27/21-3/14/21	9 – 10/22/05-11/11/05 9 – 12/31/05-1/19/06 9 – 3/18/09-4/7/09	9 – 10/22/05-11/11/05 9 – 12/31/05-1/19/06 9 – 3/18/09-4/7/09
<b>Unbeaten</b>	8 – 2/27/21-3/14/21: 8-0-0	9 – 12/31/00-1/18/01: 7-0-2-0 9 – 10/22/05-11/11/05: 9-0-0 9 – 12/31/05-1/19/06: 9-0-0 9 – 3/18/09-4/7/09: 9-0-0	10 – 1/20-2/10, 1982: 6-0-4
<b>Points Earned</b>	13 – 4/15/21-5/6/21: 9-0-4	13 – 3/9/17-3/30/17: 9-0-4 13 – 4/15/21-5/6/21: 9-0-4	13 – 3/9/17-3/30/17: 9-0-4 13 – 4/15/21-5/6/21: 9-0-4
<b>Losing</b>	4 – 11/2/19-11/9/19	7 – 10/28/09-11/11/09 7 – 4/1/13-4/11/13	9 – 2/19/83-3/8/83
<b>Winless</b>	3 – 2/22/21-2/25/21: 0-3-0	14 – 10/10/09-11/13/09: 0-10-4	14 – 1/4/92-2/9/92: 0-8-6 14 – 10/10/09-11/13/09: 0-10-4
<b>Winning, Home</b>	6 – 4/15/21-5/4/21	12 – 2/20/09-4/7/09	12 – 2/20/09-4/7/09
<b>Unbeaten, Home</b>	6 – 4/15/21-5/4/21: 6-0-0	12 – 2/20/09-4/7/09: 12-0-0	12 – 2/20/09-4/7/09: 12-0-0
<b>Points Earned, Home</b>	7 – three times, m.r. 4/15/21-5/6/21: 6-0-1	15 – 12/13/05-1/28/06: 14-0-1	15 – 12/13/05-1/28/06: 14-0-1
<b>Losing, Home</b>	N/A	8 – 3/14/13-4/8/13	8 – 3/14/13-4/8/13
<b>Winless, Home</b>	2 – twice, m.r. 4/10/21-4/12/21: 0-1-1	9 – 1/17/02-3/18/02: 0-1-8-0	13 – 1/15/85-3/10/85: 0-11-2
<b>Winning, Road</b>	4 – 2/27/21-3/14/21	5 – three times, m.r., 3/15/11-4/8/11: 5-0-0	6 – 11/10/90-12/7/90
<b>Unbeaten, Road</b>	4 – 2/27/21-3/14/21: 4-0-0	5 – four times, m.r., 3/15/11-4/8/11: 5-0-0	8 – 11/11/96-12/5/96: 4-0-4
<b>Points Earned, Road</b>	7 – 4/1/21-4/27/21: 4-0-3	12 – 2/23/04-3/27/04: 8-0-1-3	12 – 2/23/04-3/27/04: 8-0-1-3
<b>Losing, Road</b>	2 – twice, m.r. 5/8/21-5/10/21	9 – 1/8/03-2/11/03: 0-7-0-2	13 – 12/18/82-2/5/83
<b>Winless, Road</b>	2 – three times, m.r. 5/8/21-5/10/21: 0-2-0	15 – 1/7/03-3/2/03: 0-11-2-2	15 – 11/11/79-1/9/80: 0-11-4 15 – 1/7/03-3/2/03: 0-11-2-2

SINGLE-GAME HIGHS	2020-21 SEASON	CAROLINA RECORD	FRANCHISE RECORD
<b>Goals</b>	7 – 2/15/21 vs. CBJ	9 – twice, m.r., 4/7/09 vs. NYI	11 – four times, m.r., 3/15/86 vs. CHI
<b>Goals allowed</b>	6 – 2/4/21 at CHI	9 – 11/25/05 vs. ATL	12 – 2/1/83 at QUE
<b>Win margin</b>	4 – four times, m.r. 4/27/21 at DAL	9 – 4/7/09 vs. NYI	11 – 2/12/84 vs. EDM
<b>Loss margin</b>	5 – 5/10/21 at NSH	9 – 11/25/05 vs. ATL	9 – three times, m.r., 11/12/05 vs. ATL
<b>Shots</b>	48 – 4/17/21 vs. NSH	60 – 11/2/17 at COL	65 – 3/15/84 vs. TOR
<b>Shots allowed</b>	46 – 3/1/21 at FLA	60 – 10/25/08 at NYI	60 – 10/25/08 at NYI
<b>Shots, both teams</b>	77 – 3/1/21 at FLA	92 – 4/7/07 vs. FLA	95 – 3/21/82 at PHI
<b>Fewest shots</b>	19 – 4/24/21 at FLA	10 – 1/3/99 at MTL	10 – 1/30/99 at MTL
<b>Fewest shots allowed</b>	11 – 1/30/21 vs. DAL	10 – twice, m.r., 3/26/07 vs. WSH	10 – twice, m.r., 3/26/07 vs. WSH
<b>Fewest shots, both teams</b>	37 – 1/30/21 vs. DAL	35 – twice, m.r., 3/8/01 at TB	33 – 11/20/93 vs. SJ
<b>Most PP goals</b>	3 – twice, m.r. 3/11/21 vs. NSH	5 – twice, m.r., 3/28/08 vs. ATL	5 – twice, m.r., 3/28/08 vs. ATL
<b>Most PP goals allowed</b>	3 – 2/4/21 at CHI	5 – twice, m.r., 10/26/07 vs. MTL	5 – twice, m.r., 10/26/07 vs. MTL
<b>Most SH goals</b>	2 – 4/22/21 at FLA	3 – 4/7/06 at WSH	3 – 4/7/06 at WSH

SINGLE-PERIOD HIGHS	2020-21 SEASON	CAROLINA RECORD	FRANCHISE RECORD
<b>Goals</b>	4 – twice, m.r. 5/4/21 vs. CHI, 3rd	6 – three times, m.r. 12/13/16 vs. VAN, 3rd	7 – twice, m.r., 10/19/85 vs. MTL, 1st
<b>Goals allowed</b>	3 – six times, m.r. 2/27/21 vs. FLA, 3rd	6 – twice, m.r., 2/10/07 at MIN, 1st	7 – 12/6/82 at MTL, 3rd
<b>Shots</b>	24 – 4/17 vs. NSH, 1st	29 – 11/21/18 vs. TOR, 1st	32 – 3/15/84 vs. TOR, 2nd
<b>Shots allowed</b>	23 – 3/1/21 at FLA, 3rd	24 – twice, m.r., 10/24/05 vs. OTT, 3rd	28 – 1/30/82 vs. BOS, 3rd
<b>Shots, both teams</b>	32 – 3/1/21 at FLA, 3rd	40 – 11/21/18 vs. TOR, 1st	41 – twice, m.r., 2/25/84 vs. PHI, 1st
<b>Fewest shots</b>	4 – twice, m.r. 3/18/21 vs. CBJ, 3rd	0 – three times, m.r., 3/18/14 at CBJ, 3rd	0 – five times, m.r., 3/18/14 at CBJ, 3rd
<b>Fewest shots allowed</b>	2 – twice, m.r. 3/9/21 vs. NSH, 2nd	0 – 2/3/04 at COL, 3rd	0 – four times, m.r., 2/3/04 at COL, 3rd
<b>Fewest shots, both teams</b>	9 – twice, m.r. 3/7/21 vs. FLA, 1st	7 – three times, m.r., 12/4/98 vs. PIT, 1st	6 – 3/28/89 at BUF, 1st

# INDIVIDUAL HIGHS AND LOWS

STREAK	2020-21 SEASON	CAROLINA RECORD	FRANCHISE RECORD
<b>Goals</b>	4 – twice, m.r. Jordan Staal: 2/11/21-2/17/21	6 – four times, m.r., Sebastian Aho: 1/31/20-2/11/20	9 – Pierre Larouche: 1/25/82-2/13/82
<b>Assists</b>	7 – twice, m.r. Vincent Trocheck: 3/30/21-4/10/21	12 – Sebastian Aho: 10/4/18-10/30/18	12 – Sebastian Aho: 10/4/18-10/30/18
<b>Points</b>	14 – Dougie Hamilton: 2/27/21-3/27/21 (2g, 14a)	14 – Sebastian Aho: 1/21/20-2/28/20 (12g, 9a) 14 – Dougie Hamilton: 2/27/21-3/27/21 (2g, 14a)	18 – Mike Rogers: 11/22/80-1/2/81 (19g, 20a)

IND. HIGHS, GAME	2020-21 SEASON	CAROLINA RECORD	FRANCHISE RECORD
<b>Goals</b>	3 – Sebastian Aho: 5/3 vs. CHI	4 – Eric Staal: 3/7/08 at TB	4 – three times, m.r., Eric Staal: 3/7/09 at TB
<b>Assists</b>	3 – four times, m.r. Andrei Svechnikov: 4/27/21 at DAL	4 – ten times, m.r., Jordan Staal: 11/13/17 vs. DAL	6 – Ron Francis: 3/5/87 vs. BOS
<b>Points</b>	4 – three times, m.r. Martin Necas: 2/27/21 vs. TB (2g, 2a)	6 – Eric Staal: 3/7/09 at TB (4g, 2a)	6 – four times, m.r., Eric Staal: 3/7/09 at TB (4g, 2a)
<b>PIMs</b>	7 – twice, m.r. Max McCormick: 5/10/21 at NSH	26 – twice, m.r., Eric Staal: 10/23/09 at COL	42 – twice, m.r., Nick Kypreos: 12/11/92 at BUF
<b>Shots</b>	11 – Dougie Hamilton, 3/16/21 at DET	13 – Jeff Skinner: 3/13/14 vs. BUF	13 – Jeff Skinner: 3/13/14 vs. BUF

IND. HIGHS, PERIOD	2020-21 SEASON	CAROLINA RECORD	FRANCHISE RECORD
<b>Goals</b>	2 – four times, m.r. Sebastian Aho: 5/3/21 vs. CHI, 2nd	3 – six times, m.r., Teuvo Teravainen: 11/13/17 vs. DAL, 3rd	3 – six times, m.r., Teuvo Teravainen: 11/13/17 vs. DAL, 3rd
<b>Assists</b>	2 – 12 times, m.r. Sebastian Aho: 5/4/21 vs. CHI, 3rd	3 – 13 times, m.r., Jake Gardiner: 2/8/20 at VGK, 3rd	4 – three times, m.r., Dave Babych: 10/26/88 at BUF, 3rd
<b>Points</b>	3 – twice, m.r. Martin Necas: 3/27/21 vs. TB, 2nd	4 – three times, m.r., Jiri Tlustý: 2/11/13 at NYI, 3rd	5 – Ray Ferraro: 12/9/89 vs. NJ, 1st
<b>PIMs</b>	7 – Max McCormick: 5/10/21 at NSH, 1st	24 – Enrico Ciccone: 10/29/97 at NYR, 3rd Eric Staal: 10/23/09 at COL, 3rd	42 – Ed Kastelic: 11/10/90 at MNS, 2nd
<b>Shots*</b>	6 – Sebastian Aho: 5/3/21 vs. CHI, 3rd	7 – Eric Staal: 3/16/11 vs. TOR, 3rd	7 – Eric Staal: 3/16/11 vs. TOR, 3rd

\*NHL began tracking shots by period in 1997-98

GOALTENDING HIGHS	2020-21 SEASON	CAROLINA RECORD	FRANCHISE RECORD
<b>Saves, Game</b>	44 – Alex Nedeljkovic: 3/1/21 at FLA	57 – Cam Ward: 10/25/08 at NYI	57 – Cam Ward: 10/25/08 at NYI
<b>Saves, Period</b>	21 – Alex Nedeljkovic: 3/1/21 at FLA, 3rd	24 – Martin Gerber: 10/24/05 vs. OTT, 3rd	24 – Martin Gerber: 10/24/05 vs. OTT, 3rd
<b>Win Streak</b>	4 – five times, m.r. Alex Nedeljkovic: 4/8/21-4/22/21 (4-0-0)	9 – Cam Ward: 3/18/09-4/7/09	9 – Cam Ward: 3/18/09-4/7/09
<b>Unbeaten Streak</b>	4 – five times, m.r. Alex Nedeljkovic: 4/8/21-4/22/21 (4-0-0)	9 – Arturs Irbe: 12/31/00-1/18/01 Cam Ward: 3/18/09-4/7/09	9 – Arturs Irbe: 12/31/00-1/18/01 Cam Ward: 3/18/09-4/7/09
<b>Losing Streak</b>	2 – twice, m.r. Alex Nedeljkovic: 3/30/21-4/3/21	11 – Kevin Weekes: 12/27/02-2/11/03	11 – Kevin Weekes: 12/27/02-2/11/03
<b>Consecutive Starts in a Season</b>	4 – James Reimer: 1/31/21-2/7/21 (3-1-0)	40 – Arturs Irbe: 11/4/00-2/7/01 (21-15-3)	40 – Arturs Irbe: 11/4/00-2/7/01 (21-15-3)

# RESULTS

NO.	DATE	GAME	RESULT	REC.	GF-GA	CAR Scorers	GW	PP	PK	SF-SA	W-L GOALIE	ATTEND.
1	01/14/2021	at DET	W	01-00-00	3-0	21,18p,37	21	1-3	2-2	43-14	34/29	0
2	01/16/2021	at DET	L	01-01-00	2-4	16p,37	14	1-5	2-2	31-21	45/34	0
3	01/18/2021	at NSH	W	02-01-00	4-2	37p,16,20,21	20	1-4	4-5	24-33	47/35	0
4	01/28/2021	vs. TB	W*	03-01-00	1-0	88	88	0-4	3-3	35-32	34/88	0
5	01/30/2021	vs. DAL	W	04-01-00	4-1	16,16p,37p,18p	16	3-5	5-6	26-11	47/35	0
6	01/31/2021	vs. DAL	W**	05-01-00	4-3	11p,23s,21	16	1-5	5-5	40-29	47/35	0
7	02/02/2021	at CHI	W**	06-01-00	4-3	37,13,16	37	0-1	1-2	41-33	47/32	0
8	02/04/2021	at CHI	L	06-02-00	4-6	20,21,37,23	12	0-4	2-5	34-35	32/47	0
9	02/07/2021	at CBJ	W	07-02-00	6-5	23,13,22,16,11p,19	19	1-2	4-5	26-22	47/70	0
10	02/08/2021	at CBJ	L	07-03-00	2-3	21,23	96	0-1	1-1	24-22	70/39	0
11	02/11/2021	at DAL	W	08-03-00	5-3	20p,11,23,21,13	21	1-3	4-5	32-37	47/35	3687
12	02/13/2021	at DAL	W**	09-03-00	4-3	48,86,11p	16	1-4	2-3	21-29	39/29	4071
13	02/15/2021	vs. CBJ	W	10-03-00	7-3	20,11,23,86,21p,23,11p	86	2-2	3-3	34-40	47/70	0
14	02/17/2021	vs. FLA	O*	10-03-01	3-4	11,20,16p	11	1-3	3-4	35-37	60/39	0
15	02/19/2021	vs. CHI	W	11-03-01	5-3	21,16,88p,21p,74	21	2-4	3-4	38-29	47/32	0
16	02/20/2021	vs. TB	W	12-03-01	4-0	16,20,18,37	16	0-2	1-1	28-24	39/88	0
17	02/22/2021	vs. TB	L	12-04-01	2-4	71,71p	18	1-3	3-4	36-32	88/47	0
18	02/24/2021	at TB	L	12-05-01	0-3		79	0-2	0-1	25-28	88/39	500
19	02/25/2021	at TB	L	12-06-01	1-3	22	37	0-5	5-5	32-22	35/47	536
20	02/27/2021	at FLA	W**	13-06-01	4-3	16p,24p,13	88	2-3	3-4	33-31	47/72	4281
21	03/01/2021	at FLA	W*	14-06-01	3-2	22p,16,88	88	1-3	3-3	31-46	39/60	3817
22	03/02/2021	at NSH	W	15-06-01	4-2	20,16p,78,20p	78	2-3	2-3	28-38	47/35	0
23	03/04/2021	vs. DET	W	16-06-01	5-2	37p,88,11,71,21	11	1-2	3-4	32-35	39/45	2924
24	03/07/2021	vs. FLA	W	17-06-01	4-2	16p,21,20s,13	20	1-5	5-5	26-23	47/60	2924
25	03/09/2021	vs. NSH	W*	18-06-01	3-2	11p,20p,11	11	2-6	5-5	35-23	39/35	2924
26	03/11/2021	vs. NSH	W	19-06-01	5-1	67p,23,19,67p,88p	23	3-3	1-1	26-33	47/35	2924
27	03/14/2021	at DET	W	20-06-01	2-1	19s,21	21	0-1	2-2	32-26	39/45	0
28	03/16/2021	at DET	L	20-07-01	2-4	21p,20	14	1-3	4-6	37-28	45/47	0
29	03/18/2021	vs. CBJ	O*	20-07-02	2-3	20,20p	3	1-3	1-1	27-28	70/39	2924
30	03/20/2021	vs. CBJ	O**	20-07-03	2-3	37,13	28	0-2	2-2	37-31	90/47	2924
31	03/22/2021	at CBJ	W	21-07-03	3-0	76,71,88	76	0-2	3-3	28-19	39/70	3829
32	03/25/2021	at CBJ	W*	22-07-03	4-3	18,88,21,20	20	0-2	2-3	33-36	39/70	4033
33	03/27/2021	vs. TB	W	23-07-03	4-3	18,20,88p,88p	88	2-6	4-4	40-22	47/88	4433
34	03/30/2021	at CHI	L	23-08-03	1-2	37	12	0-1	1-2	32-16	32/39	0
35	04/01/2021	at CHI	W	24-08-03	4-3	16,13,13,71	71	0-1	3-3	31-25	47/32	0
36	04/03/2021	vs. DAL	L	24-09-03	2-3	19,4	64	0-1	1-2	43-25	29/39	4987
37	04/04/2021	vs. DAL	W	25-09-03	1-0	48	48	0-1	0-0	38-28	34/29	4987
38	04/06/2021	vs. FLA	W	26-09-03	5-2	16p,19p,11,11,71	11	2-4	2-2	36-36	34/72	4987
39	04/08/2021	vs. FLA	W	27-09-03	3-0	20p,16,88	20	1-4	4-4	22-24	39/60	4987
40	04/10/2021	vs. DET	O**	27-09-04	4-5	88,11,19,20	73	0-2	2-2	34-28	29/34	4987
41	04/12/2021	vs. DET	L	27-10-04	1-3	21	11	0-4	4-5	38-30	45/47	4987
42	04/15/2021	vs. NSH	W	28-10-04	4-1	13,37,16,20p	37	1-3	4-4	29-20	34/74	4987
43	04/17/2021	vs. NSH	W	29-10-04	3-1	74,58,37	58	0-2	2-2	48-28	39/74	4987
44	04/19/2021	at TB	O*	29-10-05	2-3	37p,76	37	1-3	1-2	27-36	88/34	3800
45	04/20/2021	at TB	W	30-10-05	4-1	21,11,78,48	11	0-3	2-2	36-27	39/88	3800
46	04/22/2021	at FLA	W	31-10-05	4-2	48,21p,20s,20s	20	1-3	8-9	29-34	39/72	4683
47	04/24/2021	at FLA	O*	31-10-06	3-4	19,19p,22	16	1-5	4-4	19-36	60/39	4838
48	04/26/2021	at DAL	O*	31-10-07	3-4	28,74,58	14	0-2	0-1	32-31	29/47	5364
49	04/27/2021	at DAL	W	32-10-07	5-1	11p,20,11p,28,21	20	2-3	3-3	30-28	39/35	6014
50	04/29/2021	vs. DET	W	33-10-07	3-1	76,13,86	13	0-3	1-1	32-17	47/45	4987
51	05/01/2021	vs. CBJ	W*	34-10-07	2-1	86,19	19	0-1	2-2	33-32	39/90	4987
52	05/03/2021	vs. CHI	W	35-10-07	5-2	19,88,20,20p,20	20	1-3	3-3	38-17	39/30	4987
53	05/04/2021	vs. CHI	W	36-10-07	6-3	21,37,37,86,88s,21	86	0-3	3-3	28-30	34/60	4987
54	05/06/2021	vs. CHI	O*	36-10-08	1-2	88s	12	0-1	1-1	37-27	60/34	4987
55	05/08/2021	at NSH	L	36-11-08	1-3	67	11	0-1	3-3	22-30	74/39	0
56	05/10/2021	at NSH	L	36-12-08	0-5		23	0-4	3-4	30-27	35/34	0

\* = OVERTIME | \*\* = SHOOTOUT | + = SELLOUT

## PNC ARENA

ARENA CAPACITY: 18,680



2020-21	HOME ATT.
ATT. TOTALS	86,808
ATT. AVG.	3,100
NO. OF GAMES	28
PCT. OF CAPACITY	16.6%
NO. OF SELLOUTS	N/A

### RECORD BY MONTH

MONTH	GP	W	L	OT	PTS	GF*	GA*
January	6	5	1	0	10	17	10
February	14	8	5	1	17	48	46
March	14	10	2	2	12	44	29
April	16	10	2	4	14	51	33
May	6	3	2	1	7	15	16
<b>TOTALS</b>	<b>56</b>	<b>36</b>	<b>12</b>	<b>8</b>	<b>80</b>	<b>175</b>	<b>134</b>

### HOME AND ROAD RECORD

	GP	W	L	OT	PTS	GF*	GA*
Record at Home	28	20	3	5	45	94	56
Record on Road	28	16	9	3	35	81	78

\*Does not include goals awarded for shootout wins

# GAME-BY-GAME RESULTS

DATE	OPP.	FLEURY #4	STAAL #11	FOEGELE #13	TROCHECK #16	DZINGEL #18	PAQUETTE #18	HAMILTON #19	AHO #20
1/14	at DET	0-0,3/0 18:40	0-0,2/0 15:26	0-0,2/0 13:16	0-0,5/0 15:16	1-0,1/0 11:57	OTT	0-0,2/2 21:14	0-1,2/2 19:33
1/16	at DET	0-0,0/-2 15:17	INJ	0-0,0/-2 10:38	1-0,5/-1 17:59	0-0,0/0 11:44	OTT	0-1,3/-2 22:28	0-0,2/-1 19:51
1/18	at NSH	0-0,2/1 15:13	INJ	0-0,6/0 16:16	1-1,3/2 19:28	0-0,0/-1 12:16	OTT	0-1,0/1 21:37	1-1(W),3/1 18:57
1/28	vs. TB	0-0,1/0 15:26	0-1,2/1 19:09	INJ	0-0,0/0 17:47	0-0,1/0 14:59	OTT	0-1,5/1 21:27	0-0,2/0 20:06
1/30	vs. DAL	0-0,1/0 19:23	0-1,1/0 16:16	INJ	2-1(W),5/1 18:50	1-0,2/0 15:19	OTT	0-0,1/1 20:43	0-2,2/0 19:59
1/31	vs. DAL	0-0,3/-1 15:37	1-1,3/0 17:04	INJ	0-0,1/0 19:37	0-0,1/-1 16:04	OTT	0-1,4/-1 21:53	0-1,1/-1 21:16
2/2	at CHI	0-0,3/0 15:30	0-2,0/2 15:22	1-1,1/2 13:07	1-0,7/1 20:25	0-0,2/-1 10:48	OTT	0-0,1/0 24:38	0-0,3/-1 20:36
2/4	at CHI	0-0,1/0 11:22	0-0,0/0 17:55	0-0,0/-1 12:52	0-0,3/0 19:33	0-0,1/0 10:47	OTT	0-2,5/2 25:07	1-1,4/1 19:22
2/7	at CBJ	0-0,1/-1 12:18	1-2,2/2 18:22	1-0,3/2 13:02	1-1,3/-1 17:02	0-2,0/2 12:59	OTT	1-1(W),3/1 19:39	0-1,1/0 20:22
2/8	at CBJ	0-0,2/0 16:37	0-0,1/0 18:02	0-1,2/1 17:13	INJ	0-0,1/-1 18:43	OTT	0-0,2/1 20:01	0-0,1/-1 19:29
2/11	at DAL	0-0,1/0 15:41	1-1,1/0 19:43	1-0,2/1 13:05	0-2,3/2 19:06	0-0,0/0 09:41	OTT	0-1,2/0 19:51	1-1,3/1 17:37
2/13	at DAL	0-0,0/-1 11:15	1-0,1/2 19:49	0-0,1/0 15:26	0-1,0/-1 19:17	OTT	DND	0-0,5/1 26:47	0-0,3/-1 18:18
2/15	vs. CBJ	DND	2-0,4/-1 16:24	0-1,1/-1 16:01	0-1,1/0 18:41	OTT	0-0,0/-1 11:33	0-0,5/-1 20:43	1-1,5/3 12:37
2/17	vs. FLA	DND	1-0,1/0 18:02	0-1,1/0 12:45	1-0,5/-1 20:10	OTT	0-0,0/-1 08:31	0-1,3/0 19:50	1-0,4/1 17:48
2/19	vs. CHI	DND	0-0,3/1 14:36	0-0,1/0 11:20	1-0,2/2 18:28	OTT	0-0,0/-1 10:26	0-0,8/-1 25:17	0-0,3/0 20:12
2/20	vs. TB	0-0,0/2 11:41	0-0,1/0 14:46	0-0,2/0 13:53	1-0(W),2/1 18:41	OTT	1-0,1/1 10:40	0-0,3/2 22:39	1-1,2/2 16:43
2/22	vs. TB	0-0,1/0 13:18	0-0,1/-2 18:56	0-0,1/-1 11:45	0-0,4/-1 19:51	OTT	0-0,0/0 09:06	0-1,4/-1 23:34	0-0,0/-2 19:25
2/24	at TB	DND	0-0,2/-1 16:56	0-0,1/0 12:26	0-0,2/-2 17:19	OTT	0-0,2/0 11:10	0-0,1/0 24:08	0-0,3/-1 18:54
2/25	at TB	0-0,0/-1 08:48	0-0,2/-1 20:12	0-0,2/-1 10:57	0-0,2/-1 18:18	OTT	0-0,1/0 09:48	0-0,0/0 22:22	0-1,3/-1 21:29
2/27	at FLA	0-0,3/0 12:21	0-0,2/-1 20:13	1-0,2/1 11:06	1-0,5/0 21:46	OTT	0-1,0/1 06:27	0-1,5/-2 24:57	0-0,0/-1 21:37
3/1	at FLA	0-0,1/-1 11:00	0-0,1/0 19:23	0-0,2/0 12:54	1-0,3/0 22:55	OTT	0-0,0/0 07:04	0-1,3/2 23:42	0-1,4/1 17:14
3/2	at NSH	0-0,0/0 15:35	0-2,1/0 19:38	0-0,1/0 13:52	1-0,2/0 17:36	OTT	1-0,1/0 07:50	0-1,2/2 24:07	2-0,4/1 18:00
3/4	vs. DET	0-0,0/0 15:40	1-2(W),2/2 17:56	0-0,0/0 11:35	0-2,1/1 15:29	OTT	0-0,1/0 11:02	0-2,3/1 22:28	0-0,4/0 18:50
3/7	vs. FLA	0-0,2/0 11:32	0-0,2/-1 19:08	1-0,1/1 12:25	1-0,3/0 18:09	OTT	0-0,1/-1 06:41	0-1,2/-1 22:15	1-1(W),3/3 22:12
3/9	vs. NSH	0-0,5/0 11:14	2-0(W),6/0 23:07	0-0,1/0 14:29	0-2,1/-1 18:09	OTT	0-0,0/0 06:59	0-1,4/-1 26:37	1-1,1/0 22:45
3/11	vs. NSH	0-0,2/0 17:46	0-0,4/1 16:14	0-1,0/1 14:05	INJ	OTT	0-0,0/0 09:03	1-1,1/1 20:26	0-0,2/0 18:03
3/14	at DET	0-0,2/1 15:30	0-0,1/-1 17:23	0-0,3/0 13:35	INJ	OTT	0-0,0/0 09:16	1-0,1/0 20:58	0-1,1/1 20:38
3/16	at DET	0-0,1/0 10:06	0-0,0/-1 21:29	0-0,0/0 04:54	INJ	OTT	0-0,2/0 06:14	0-1,11/0 23:29	1-0,3/-1 20:56
3/18	vs. CBJ	0-0,1/0 13:01	0-0,3/-2 22:58	0-1,1/0 13:56	INJ	OTT	0-0,0/0 07:53	0-1,3/-1 23:28	2-0,2/0 22:19
3/20	vs. CBJ	0-0,0/0 13:41	0-0,3/0 19:20	1-0,2/1 11:59	INJ	OTT	0-0,1/0 07:10	0-1,2/-1 23:07	0-0,3/-1 23:52
3/22	at CBJ	0-0,2/0 13:57	0-1,2/1 17:59	0-0,0/0 15:36	INJ	OTT	0-0,0/0 09:22	0-1,1/2 22:19	0-2,3/2 18:24
3/25	at CBJ	0-0,1/1 14:35	0-0,2/1 18:50	0-0,1/1 12:44	INJ	OTT	1-0,3/1 08:18	0-1,5/1 21:56	1-0(W),2/1 21:15
3/27	vs. TB	0-0,1/-1 10:32	0-1,5/0 21:14	0-0,3/0 11:08	INJ	OTT	1-0,1/-1 06:21	0-1,5/-1 21:52	1-1,6/2 23:01
3/30	at CHI	0-0,3/0 11:36	0-0,0/-1 18:59	0-0,3/-1 15:44	0-1,6/1 18:57	OTT	0-0,0/0 08:17	0-0,2/0 24:18	0-0,2/0 17:58
4/1	at CHI	0-0,0/-2 12:56	0-2,2/2 17:42	2-0,3/2 15:58	1-1,2/1 16:26	OTT	0-0,0/-2 07:50	0-2,4/3 21:25	0-0,3/0 17:20
4/3	vs. DAL	1-0,4/-1 11:24	0-0,4/0 17:42	0-0,0/0 14:46	0-1,2/0 16:53	OTT	0-0,2/1 09:11	1-0,9/1 23:00	0-0,3/-1 19:19
4/4	vs. DAL	0-0,1/0 11:14	0-0,1/0 16:57	0-0,3/0 15:54	0-1,3/1 19:13	OTT	0-0,2/0 08:08	0-0,3/0 24:25	0-0,2/0 18:31
4/6	vs. FLA	0-0,0/0 13:56	2-0(W),3/0 20:18	0-1,2/-2 15:48	1-1,1/0 19:31	OTT	0-0,1/0 08:15	1-0,5/0 24:38	0-3,3/1 18:55
4/8	vs. FLA	0-0,0/0 12:09	0-0,2/0 20:38	0-0,0/0 15:39	1-1,5/1 17:58	OTT	0-0,0/0 05:51	0-0,1/2 24:37	1-0(W),3/1 18:42
4/10	vs. DET	DND	1-0,3/0 19:24	0-0,2/0 17:07	0-1,1/0 16:40	OTT	0-0,1/0 07:07	1-1,3/2 26:35	1-0,5/0 22:29
4/12	vs. DET	ANA	0-1,1/0 20:25	0-1,4/0 17:26	0-0,4/-2 18:43	OTT	0-0,1/0 07:18	0-0,4/-2 22:28	0-0,1/-1 20:25
4/15	vs. NSH	ANA	0-1,2/1 17:02	1-0,4/1 15:30	1-1,2/0 14:20	OTT	0-0,0/0 11:10	0-1,3/0 20:06	1-0,4/-1 17:12
4/17	vs. NSH	ANA	0-0,2/0 17:42	0-0,2/0 15:38	0-1,3/2 16:54	OTT	0-0,2/1 09:04	0-1,2/2 21:51	0-1,3/1 20:47
4/19	at TB	ANA	0-0,1/0 19:57	0-0,1/0 17:27	0-0,3/-1 17:39	OTT	0-0,1/-1 09:48	0-1,3/-1 23:52	0-0,0/0 18:39
4/20	at TB	ANA	1-0(W),2/1 16:45	0-0,4/1 15:24	0-1,2/1 16:29	OTT	0-1,1/1 10:36	0-1,4/3 23:59	0-1,2/0 19:34
4/22	at FLA	ANA	0-1,1/1 19:34	0-0,1/1 16:31	0-0,4/0 17:10	OTT	0-0,1/0 08:06	0-0,0/0 20:51	2-0(W),4/1 20:13
4/24	at FLA	ANA	0-0,2/-2 20:59	0-0,1/0 16:40	0-1,3/-3 20:44	OTT	0-0,0/-1 15:37	2-0,5/0 23:47	0-2,1/1 21:17
4/26	at DAL	ANA	0-1,0/-1 17:11	0-0,3/-1 16:50	0-0,2/-1 21:55	OTT	0-1,2/-1 11:43	0-0,3/0 23:46	0-1,2/1 20:46
4/27	at DAL	ANA	2-1,5/1 17:16	0-1,4/1 13:43	0-0,0/0 17:53	OTT	0-0,1/0 14:06	0-0,4/1 23:19	1-2(W),2/0 19:42
4/29	vs. DET	ANA	0-0,3/0 20:41	1-0(W),3/1 15:37	0-0,2/0 17:25	OTT	0-0,1/0 14:04	0-0,2/1 22:31	0-2,1/1 18:27
5/1	vs. CBJ	ANA	0-0,1/-1 18:20	0-0,1/-1 14:28	0-0,2/0 18:27	OTT	INJ	1-0(W),6/1 23:01	0-1,1/2 22:13
5/3	vs. CHI	ANA	0-1,2/0 16:39	0-1,2/0 14:56	0-2,2/2 17:33	OTT	INJ	1-1,4/0 20:05	3-0(W),9/2 17:50
5/4	vs. CHI	ANA	0-0,1/-1 17:40	0-0,1/-1 15:40	0-2,2/-1 17:33	OTT	INJ	0-0,1/2 21:00	0-2,2/2 18:24
5/6	vs. CHI	ANA	0-0,3/0 19:54	0-0,3/-1 13:40	0-0,2/-2 16:05	OTT	INJ	0-0,5/0 23:33	0-0,4/1 19:18
5/8	at NSH	ANA	0-0,1/0 16:07	0-0,0/0 16:39	0-0,1/-1 15:41	OTT	INJ	0-0,2/-3 20:57	0-0,3/-3 17:32
5/10	at NSH	ANA	DND	0-0,1/-1 14:45	0-0,1/-2 16:36	OTT	INJ	DND	0-0,3/-2 13:08

Skaters: Goals-Assists (Game Winning), Shots / (+/-) TOI



# GAME-BY-GAME RESULTS

DATE	OPP.	NIEDERREITER #21	PESCE #22	MCGINN #23	BEAN #24	MCCORMICK #28	SHORE #29	RYAN #33	SVECHNIKOV #37
1/14	at DET	1-0(W),3/1 15:24	0-0,0/0 19:28	0-0,1/0 11:23	DND	DND	AHL	DND	1-0,2/1 17:35
1/16	at DET	0-0,4/-1 17:10	0-0,3/-1 20:35	0-0,1/-1 13:56	DND	DND	AHL	DND	1-1,3/0 18:09
1/18	at NSH	1-0,2/2 13:00	0-0,1/-1 20:46	0-0,1/1 13:38	DND	DND	AHL	DND	1-1,2/1 17:12
1/28	vs. TB	0-0,1/0 16:56	0-0,4/0 25:11	0-0,2/0 16:43	0-0,1/0 12:13	0-0,1/0 07:18	DND	DND	0-0,5/0 18:17
1/30	vs. DAL	0-0,1/0 16:33	0-0,2/0 20:44	0-0,2/0 20:26	0-0,1/0 10:53	0-0,0/0 01:17	DND	DND	1-0,3/0 16:39
1/31	vs. DAL	1-0,6/1 18:08	0-1,2/1 25:03	1-0,2/0 14:51	0-0,1/-1 12:35	INJ	0-0,1/-1 08:35	DND	0-0,4/-2 19:47
2/2	at CHI	0-1,4/1 16:33	0-1,3/1 23:07	0-0,3/-1 16:15	DND	INJ	AHL	DND	1-0,6/2 17:39
2/4	at CHI	1-0,3/1 16:36	0-1,0/-1 18:46	1-0,2/2 13:37	DND	INJ	AHL	DND	1-1,3/1 17:11
2/7	at CBJ	0-0,2/0 13:46	1-1,2/2 25:15	1-0,2/-1 18:48	DND	INJ	AHL	DND	0-1,2/-1 16:26
2/8	at CBJ	1-0,3/1 16:52	0-0,0/-1 21:50	1-0,3/-1 17:57	DND	INJ	AHL	DND	0-0,3/-1 15:56
2/11	at DAL	1-0(W),5/2 14:47	0-2,2/2 23:33	1-0,3/2 17:47	DND	INJ	AHL	DND	0-1,4/1 17:53
2/13	at DAL	0-0,1/0 16:28	0-0,2/-1 24:57	0-0,0/-1 13:02	DND	INJ	AHL	DND	0-1,1/0 19:01
2/15	vs. CBJ	1-0,2/0 16:10	0-0,1/1 22:08	2-2,3/3 11:05	0-2,1/2 13:43	INJ	AHL	DND	0-1,2/0 15:47
2/17	vs. FLA	0-0,3/0 17:29	0-1,3/0 23:45	0-1,1/1 14:47	0-0,0/-1 12:13	INJ	AHL	DND	0-1,3/0 15:27
2/19	vs. CHI	2-1(W),3/2 13:44	0-0,2/1 20:55	0-0,1/0 16:27	0-1,0/1 12:56	INJ	AHL	DND	0-0,1/0 14:57
2/20	vs. TB	0-1,6/1 17:29	0-0,0/0 23:34	0-1,0/2 13:59	0-1,1/2 14:17	INJ	AHL	DND	1-1,1/2 15:14
2/22	vs. TB	0-0,2/1 13:46	0-1,4/-1 21:40	0-0,0/-1 15:23	0-1,7/1 15:00	DND	AHL	DND	0-0,2/-2 18:40
2/24	at TB	0-0,0/-1 13:12	0-0,0/-1 19:46	0-0,1/0 16:01	0-0,1/-1 17:29	DND	AHL	DND	0-0,4/-1 19:04
2/25	at TB	0-0,3/0 12:29	1-0,4/0 23:49	0-0,3/-1 13:36	0-0,0/-1 12:26	DND	AHL	DND	0-0,1/-1 18:24
2/27	at FLA	0-0,2/-1 14:53	0-2,1/1 25:52	0-0,3/-1 17:02	1-0,1/0 11:50	DND	AHL	DND	0-1,4/-1 20:55
3/1	at FLA	0-1,1/-1 15:23	1-0,4/-1 22:39	0-0,0/-1 14:04	0-1,1/-1 14:17	DND	AHL	DND	0-0,3/0 20:44
3/2	at NSH	0-0,3/0 14:41	0-0,1/0 22:13	0-0,1/0 17:37	0-0,0/-1 13:22	DND	AHL	DND	0-0,4/0 16:44
3/4	vs. DET	1-1,2/1 13:16	0-0,1/1 21:41	0-0,3/0 13:48	0-0,2/0 15:07	DND	AHL	DND	1-1,3/2 16:34
3/7	vs. FLA	1-0,1/1 15:29	0-0,2/3 24:03	0-1,1/1 14:32	DND	DND	AHL	DND	0-1,4/-1 17:22
3/9	vs. NSH	0-0,1/-1 13:34	0-0,2/-1 22:57	0-0,1/0 14:37	0-0,3/0 12:57	DND	AHL	DND	0-0,2/0 20:13
3/11	vs. NSH	0-1,1/0 16:15	0-1,1/0 20:55	1-0(W),1/1 15:15	0-2,3/0 17:34	DND	AHL	DND	0-2,3/1 15:48
3/14	at DET	1-0(W),2/1 18:18	0-0,0/0 23:49	0-0,2/-1 15:16	0-0,3/1 15:47	DND	AHL	DND	0-0,3/0 14:49
3/16	at DET	1-0,4/0 14:06	0-0,1/-1 23:44	0-0,0/0 16:11	0-1,1/-1 15:19	DND	AHL	AHL	0-0,4/-1 21:10
3/18	vs. CBJ	0-1,1/1 18:12	0-0,3/-1 22:05	0-0,1/0 11:22	0-0,0/0 13:51	DND	AHL	AHL	0-0,2/-2 21:34
3/20	vs. CBJ	0-0,3/0 19:22	0-1,3/1 26:01	0-0,3/0 16:12	0-0,2/0 16:19	DND	AHL	AHL	1-0,5/0 19:44
3/22	at CBJ	0-0,0/0 14:17	0-1,1/1 22:41	0-0,3/0 15:05	0-0,1/0 14:22	DND	AHL	AHL	0-0,3/3 17:25
3/25	at CBJ	1-0,3/1 15:01	0-0,0/0 23:57	0-0,1/-1 16:49	0-1,2/1 15:44	DND	AHL	AHL	0-1,2/0 16:52
3/27	vs. TB	0-1,2/1 16:00	0-1,0/1 24:08	0-0,2/0 16:01	0-0,1/-1 13:24	DND	AHL	AHL	0-1,1/-1 15:59
3/30	at CHI	0-0,2/0 16:08	0-0,2/0 23:25	0-0,0/-1 16:07	0-0,2/0 14:50	DND	AHL	AHL	1-0,3/1 17:21
4/1	at CHI	0-1,1/2 16:00	0-1,1/0 25:16	0-0,2/-1 16:10	0-0,1/-1 13:12	AHL	AHL	AHL	0-0,0/1 15:10
4/3	vs. DAL	0-0,2/0 15:56	0-1,1/1 22:18	0-0,2/0 14:28	0-0,0/-2 14:08	DND	AHL	AHL	0-0,3/-1 18:10
4/4	vs. DAL	0-0,0/0 18:24	0-1,3/1 24:29	0-0,1/0 04:11	0-0,1/0 12:16	DND	AHL	AHL	0-0,2/0 16:55
4/6	vs. FLA	0-0,3/-2 16:06	0-0,1/1 21:22	INJ	0-0,0/0 14:01	DND	AHL	AHL	0-1,2/2 18:13
4/8	vs. FLA	0-1,1/2 13:56	0-0,0/0 22:22	INJ	0-0,2/0 14:19	DND	DND	AHL	0-1,3/0 16:44
4/10	vs. DET	0-1,0/1 16:39	0-0,3/0 22:56	INJ	0-0,0/-1 12:43	DND	DND	AHL	0-0,3/-1 18:42
4/12	vs. DET	1-0,4/0 13:33	0-0,1/1 23:39	INJ	0-0,1/0 09:52	DND	DND	DND	0-0,2/-1 17:50
4/15	vs. NSH	0-1,3/1 13:59	0-1,0/1 24:08	INJ	0-0,1/1 14:43	DND	DND	DND	1-1(W),4/0 13:56
4/17	vs. NSH	0-0,4/-1 15:08	0-0,0/0 23:23	INJ	0-0,2/0 13:11	DND	DND	DND	1-0,4/1 18:45
4/19	at TB	0-0,2/0 17:02	0-0,0/0 22:45	INJ	DND	DND	DND	DND	1-0,3/0 18:17
4/20	at TB	1-1,2/2 15:18	0-0,3/0 24:00	INJ	DND	DND	DND	DND	0-0,1/-1 17:15
4/22	at FLA	1-0,1/0 14:01	0-1,4/1 28:18	INJ	DND	DND	DND	0-0,0/0 10:53	0-0,5/-1 13:38
4/24	at FLA	0-0,1/-1 16:27	1-0,1/0 23:29	INJ	DND	0-0,0/0 03:42	0-0,0/0 04:02	0-0,0/-1 10:33	0-1,2/0 19:18
4/26	at DAL	0-1,1/0 22:33	0-0,3/0 22:41	INJ	0-0,1/1 10:29	1-0,1/1 06:54	DND	0-0,1/0 03:45	0-0,3/0 19:49
4/27	at DAL	1-0,3/1 15:08	0-1,2/1 22:00	INJ	0-0,2/0 16:53	1-0,1/1 08:44	DND	DND	0-3,2/0 16:35
4/29	vs. DET	0-0,3/0 17:50	0-1,2/0 19:16	INJ	0-0,0/0 18:06	0-0,0/0 09:16	DND	DND	0-1,1/2 16:21
5/1	vs. CBJ	0-0,0/-1 15:05	0-0,3/-1 20:17	INJ	0-0,4/-1 17:46	0-0,1/0 07:45	0-0,0/0 08:03	DND	0-1,2/1 20:23
5/3	vs. CHI	0-0,4/1 14:20	0-0,2/1 19:40	INJ	0-1,0/1 18:18	0-0,0/0 08:56	DND	DND	0-1,1/0 17:44
5/4	vs. CHI	2-0,2/1 16:04	0-0,0/2 22:10	INJ	0-0,1/0 15:05	0-0,0/0 07:02	DND	DND	2-1,3/2 15:45
5/6	vs. CHI	0-0,2/0 16:03	0-0,1/-1 21:27	INJ	0-0,0/0 12:58	0-0,1/0 10:04	DND	DND	0-0,1/-1 18:45
5/8	at NSH	0-0,3/0 14:00	0-0,1/1 22:36	INJ	0-0,0/0 23:37	0-1,0/1 11:03	DND	DND	0-0,2/-3 13:52
5/10	at NSH	0-0,2/0 15:12	DND	INJ	0-0,4/0 20:30	0-0,0/0 11:49	0-0,2/0 13:18	0-0,1/0 18:13	DND

Skaters: Goals-Assists (Game Winning), Shots / (+/-) TOI

# GAME-BY-GAME RESULTS

DATE	OPP.	REMPAL #41	KEANE #44	MARTINOOK #48	GARDINER #51	HAKANPAA #58	GEEKIE #67	FAST #71	SLAVIN #74
1/14	at DET	AHL	AHL	0-0,0/0 10:23	0-1,3/0 13:38	ANA	DND	0-0,2/0 14:10	0-0,2/2 23:50
1/16	at DET	AHL	AHL	0-1,0/-1 13:18	0-0,0/0 15:12	ANA	0-0,3/0 11:27	0-0,0/0 16:22	0-0,3/0 21:01
1/18	at NSH	AHL	AHL	0-0,1/-1 13:53	0-1,0/2 15:38	ANA	0-0,0/0 08:36	0-0,1/-1 17:04	0-1,0/1 23:08
1/28	vs. TB	0-0,1/0 06:58	DND	INJ	0-0,1/0 21:41	ANA	0-0,0/0 09:53	INJ	INJ
1/30	vs. DAL	0-0,1/0 09:18	DND	INJ	0-1,1/0 18:34	ANA	0-0,0/0 12:20	INJ	INJ
1/31	vs. DAL	0-0,1/0 08:37	DND	INJ	0-0,3/0 18:19	ANA	0-0,1/0 11:13	INJ	INJ
2/2	at CHI	AHL	AHL	0-0,1/-1 10:56	0-0,0/0 12:45	ANA	0-0,0/-1 09:38	INJ	0-0,0/1 24:54
2/4	at CHI	AHL	AHL	0-0,2/-1 08:42	0-0,2/0 16:38	ANA	DND	INJ	0-1,1/1 22:05
2/7	at CBJ	AHL	AHL	0-1,2/0 09:46	0-0,1/0 13:15	ANA	0-0,0/0 07:13	0-1,0/0 10:15	0-0,0/0 24:40
2/8	at CBJ	AHL	AHL	0-1,1/1 15:38	0-0,1/0 16:01	ANA	0-0,1/0 08:53	0-0,0/0 13:52	0-0,1/-1 23:36
2/11	at DAL	AHL	AHL	0-0,1/-1 14:46	0-0,1/0 13:16	ANA	0-0,1/-1 05:18	0-0,0/-1 10:33	0-0,1/0 20:49
2/13	at DAL	AHL	AHL	1-0,1/1 11:04	0-2,0/1 12:55	ANA	DND	0-1,1/1 13:03	0-0,0/0 25:13
2/15	vs. CBJ	AHL	AHL	0-0,2/0 13:46	0-1,0/2 18:12	ANA	DND	0-0,0/0 13:38	0-1,2/-1 23:47
2/17	vs. FLA	AHL	AHL	0-0,0/-1 11:12	0-0,2/-1 19:31	ANA	DND	0-0,2/-1 11:08	0-0,3/1 22:18
2/19	vs. CHI	AHL	AHL	0-0,0/-1 12:55	0-1,0/0 12:19	ANA	AHL	0-1,0/-1 13:09	1-1,2/0 25:25
2/20	vs. TB	AHL	AHL	0-1,2/1 13:03	DND	ANA	AHL	0-0,0/0 14:59	0-0,2/2 23:06
2/22	vs. TB	AHL	AHL	0-0,1/0 11:03	DND	ANA	DND	2-0,2/0 15:31	0-0,2/-1 22:57
2/24	at TB	AHL	AHL	0-0,0/0 11:46	0-0,0/-1 16:47	ANA	DND	0-0,1/0 17:50	0-0,5/-1 23:18
2/25	at TB	AHL	AHL	0-0,2/0 14:02	INJ	ANA	DND	0-1,1/0 13:43	0-0,3/-2 22:56
2/27	at FLA	AHL	AHL	0-0,0/0 11:55	INJ	ANA	DND	0-1,1/-1 14:23	0-0,0/-2 22:36
3/1	at FLA	AHL	AHL	0-0,1/-1 13:16	INJ	ANA	DND	0-0,1/0 16:57	0-0,2/1 25:41
3/2	at NSH	AHL	AHL	0-1,2/0 10:29	INJ	ANA	DND	0-0,0/0 13:38	0-1,2/2 22:31
3/4	vs. DET	AHL	AHL	0-0,0/0 12:37	INJ	ANA	DND	1-1,1/2 15:26	0-0,4/3 23:17
3/7	vs. FLA	AHL	AHL	0-1,1/0 10:12	0-0,0/-1 13:55	ANA	DND	0-0,0/-1 15:26	0-1,1/0 20:20
3/9	vs. NSH	AHL	AHL	0-0,2/-1 12:01	INJ	ANA	DND	0-0,1/-1 17:17	0-1,1/0 24:31
3/11	vs. NSH	AHL	AHL	0-0,1/1 15:26	DND	ANA	2-0,2/-1 13:41	0-1,1/0 16:29	0-0,0/1 19:54
3/14	at DET	AHL	AHL	0-0,3/1 13:53	DND	ANA	0-0,1/0 10:27	0-0,1/0 15:59	0-1,1/-1 22:31
3/16	at DET	AHL	DND	0-0,0/0 11:15	DND	ANA	0-0,0/0 09:37	0-1,1/0 18:17	0-0,3/1 21:59
3/18	vs. CBJ	AHL	DND	0-0,1/0 12:31	DND	ANA	0-0,0/0 10:01	0-0,1/-1 19:08	0-0,2/-1 25:59
3/20	vs. CBJ	AHL	DND	0-1,1/0 14:43	DND	ANA	0-0,0/0 09:35	0-1,0/0 15:14	0-0,3/-1 21:49
3/22	at CBJ	AHL	DND	0-0,2/0 14:03	DND	ANA	0-0,1/0 11:00	1-1,1/2 16:06	0-0,1/1 22:49
3/25	at CBJ	AHL	DND	0-0,1/-1 13:36	DND	ANA	0-0,1/0 12:11	0-0,1/-1 14:40	0-1,5/0 22:07
3/27	vs. TB	AHL	DND	0-0,3/-1 13:30	DND	ANA	0-0,0/-2 08:26	0-0,0/-1 15:44	0-0,2/-1 21:46
3/30	at CHI	AHL	DND	0-0,0/0 10:45	DND	ANA	DND	0-0,0/1 15:14	0-0,1/0 24:30
4/1	at CHI	AHL	DND	0-0,1/-1 10:57	DND	ANA	DND	1-1(W),3/1 14:58	0-0,3/3 24:37
4/3	vs. DAL	AHL	DND	0-1,3/0 10:54	DND	ANA	DND	0-0,0/0 16:03	0-0,2/1 25:56
4/4	vs. DAL	AHL	DND	1-0(W),4/1 14:48	DND	ANA	DND	0-0,2/0 18:16	0-0,1/0 23:59
4/6	vs. FLA	AHL	DND	0-0,3/1 14:43	DND	ANA	0-0,1/1 08:27	1-0,2/2 15:15	0-0,4/0 22:47
4/8	vs. FLA	AHL	DND	0-0,1/0 16:08	DND	ANA	0-0,0/0 06:34	0-0,1/0 15:17	0-0,1/2 23:39
4/10	vs. DET	AHL	DND	0-1,2/0 17:05	0-0,1/-1 14:3	ANA	0-0,1/0 07:08	0-0,1/-1 17:31	0-1,2/1 25:35
4/12	vs. DET	AHL	AHL	0-0,3/0 12:19	0-0,1/1 14:49	DND	0-0,0/0 07:34	0-0,1/0 14:00	0-0,4/-2 23:58
4/15	vs. NSH	AHL	AHL	0-0,1/1 13:05	DND	0-0,1/1 14:48	0-0,1/0 12:38	0-0,0/0 13:53	0-1,1/1 21:39
4/17	vs. NSH	AHL	AHL	0-0,2/1 13:13	DND	1-0(W),4/1 14:23	0-1,0/1 10:07	0-0,1/0 17:38	1-0,7/1 21:19
4/19	at TB	AHL	AHL	0-0,2/0 13:30	0-0,0/0 12:55	0-0,0/0 13:15	0-0,0/0 09:18	0-0,0/1 15:08	0-0,5/-1 24:04
4/20	at TB	AHL	AHL	1-0,3/1 12:39	0-0,2/0 18:35	0-0,0/0 18:16	0-1,0/1 09:55	0-1,0/0 17:57	0-0,2/3 23:49
4/22	at FLA	AHL	AHL	1-0,2/1 08:22	0-0,1/0 16:50	0-0,0/1 13:16	0-0,1/0 04:26	0-0,1/-1 18:55	0-0,1/2 27:05
4/24	at FLA	AHL	AHL	INJ	0-1,1/0 17:31	0-0,0/-1 15:44	0-0,0/-1 07:30	INJ	0-0,1/0 23:56
4/26	at DAL	AHL	AHL	INJ	0-0,1/0 18:35	1-0,1/1 16:25	0-2,1/2 11:40	INJ	1-0,3/-1 24:31
4/27	at DAL	AHL	AHL	INJ	0-0,0/0 14:24	0-0,1/0 16:12	0-1,0/1 10:28	INJ	0-0,1/2 22:51
4/29	vs. DET	AHL	AHL	INJ	DND	0-0,0/1 16:21	0-0,3/0 11:05	INJ	0-0,0/1 19:43
5/1	vs. CBJ	AHL	AHL	INJ	DND	0-0,0/0 16:22	0-0,1/0 09:39	INJ	0-0,5/1 24:25
5/3	vs. CHI	AHL	AHL	INJ	DND	0-0,2/1 16:38	0-0,1/-1 11:15	0-1,3/1 13:33	0-0,1/0 21:07
5/4	vs. CHI	AHL	AHL	INJ	DND	0-0,3/1 16:35	0-1,4/1 09:48	0-0,0/-1 14:35	0-1,0/3 22:24
5/6	vs. CHI	AHL	AHL	INJ	DND	0-1,0/0 15:44	0-0,1/0 10:16	0-0,1/-1 12:29	0-0,2/0 25:05
5/8	at NSH	AHL	AHL	INJ	DND	0-0,1/-1 22:11	1-0,2/1 11:30	0-0,0/0 16:46	0-0,0/0 07:13
5/10	at NSH	AHL	0-0,1/-1 19:34	0-0,1/-2 17:10	0-0,1/-3 20:28	0-0,0/-1 19:05	0-0,2/0 13:33	0-0,2/-1 16:10	DND
0-0,1/-1	18:21								

Skaters: Goals-Assists (Game Winning), Shots / (+/-) TOI

# GAME-BY-GAME RESULTS

DATE	OPP.	SKJEI #76	LORENTZ #78	TERAVAINEN #86	NECAS #88	MRAZEK #34	NEDELJKOVIC #39	REIMER #47
1/14	at DET	0-0,2/0 19:52	DND	0-2,7/2 18:59	0-1,4/0 15:56	0/14 W 60:00	DND	DNP
1/16	at DET	0-0,1/-2 18:46	DND	0-0,1/-1 19:48	0-0,2/-1 15:03	3/20 L 57:54	DND	DNP
1/18	at NSH	0-0,1/0 21:04	DND	0-0,1/0 09:08	0-0,0/2 15:08	DNP	DND	2/33 W 59:48
1/28	vs. TB	0-0,3/0 19:14	0-0,1/0 14:41	INJ	1-0(W),4/1 19:37	0/32 W 61:12	DND	DNP
1/30	vs. DAL	0-0,1/1 22:53	0-1,0/1 12:17	INJ	0-2,2/1 17:38	0/0 02:47	DND	1/11 W 57:05
1/31	vs. DAL	0-1,3/0 25:50	0-0,1/-1 12:27	INJ	0-0,2/1 21:00	INJ	DNP	3/29 W 64:21
2/2	at CHI	0-1,1/0 22:10	DND	0-0,3/-1 16:14	0-0,3/1 20:52	INJ	DNP	3/33 W 65:00
2/4	at CHI	0-0,1/0 17:38	0-0,0/-1 08:58	0-0,3/-1 17:39	0-1,3/1 17:50	INJ	DNP	5/34 L 58:40
2/7	at CBJ	0-1,1/0 21:29	DND	0-0,1/0 18:16	INJ	INJ	DNP	5/22 W 59:45
2/8	at CBJ	0-0,2/1 19:18	DND	0-0,0/1 17:47	INJ	INJ	3/22 L 58:15	DNP
2/11	at DAL	0-0,1/2 23:11	DND	0-0,1/0 15:17	INJ	INJ	DNP	3/37 W 60:00
2/13	at DAL	0-0,1/-1 19:48	0-0,0/0 09:49	1-0,2/0 16:40	0-1,2/0 17:41	INJ	3/29 W 64:58	DNP
2/15	vs. CBJ	0-0,1/1 20:33	DND	1-3(W),3/3 12:13	0-1,1/0 16:59	INJ	DNP	3/40 W 60:00
2/17	vs. FLA	0-0,1/0 20:43	DND	0-0,1/1 16:38	0-0,2/-1 18:35	INJ	4/37 O 62:27	DNP
2/19	vs. CHI	0-0,1/1 18:37	DND	0-2,6/0 16:48	1-1,5/1 15:20	INJ	DNP	3/29 W 60:00
2/20	vs. TB	0-0,3/0 22:06	0-0,0/1 12:10	INJ	0-1,2/1 18:26	INJ	0/24 W 60:00	DNP
2/22	vs. TB	0-0,2/-2 19:15	0-0,1/0 09:06	INJ	0-1,2/1 14:54	INJ	DNP	3/31 L 58:32
2/24	at TB	0-0,0/0 16:03	0-0,1/0 11:31	INJ	0-0,1/-1 17:57	INJ	2/27 L 57:14	DNP
2/25	at TB	0-0,1/0 21:49	0-0,2/0 10:49	INJ	0-0,2/-1 14:00	INJ	DNP	2/21 L 58:34
2/27	at FLA	0-0,2/1 24:08	0-0,1/1 09:20	INJ	0-0,1/0 17:25	INJ	DNP	3/31 W 65:00
3/1	at FLA	0-0,1/-1 22:04	0-0,0/0 07:07	INJ	1-2(W),3/2 11:58	INJ	2/46 W 61:34	DNP
3/2	at NSH	0-0,4/-1 20:42	1-0(W),1/0 07:21	INJ	0-1,0/1 16:50	INJ	DNP	2/38 W 60:00
3/4	vs. DET	0-0,0/1 19:40	DND	0-0,2/0 14:30	1-1,3/1 13:59	INJ	2/35 W 59:35	DNP
3/7	vs. FLA	0-0,2/1 22:34	0-0,0/-1 08:20	INJ	0-1,0/1 15:19	INJ	DNP	2/23 W 60:00
3/9	vs. NSH	0-0,2/-1 20:14	0-0,0/0 06:46	INJ	0-0,2/0 14:58	INJ	2/23 W 64:15	DNP
3/11	vs. NSH	0-0,0/0 20:47	0-0,1/-1 12:58	INJ	1-0,3/0 17:32	INJ	DNP	1/33 W 59:49
3/14	at DET	0-0,4/1 20:51	0-0,3/0 08:51	INJ	0-0,1/1 18:24	INJ	1/26 W 59:45	DNP
3/16	at DET	0-0,1/-1 21:21	0-0,3/0 12:37	INJ	0-1,2/-1 19:13	INJ	DNP	3/27 L 58:25
3/18	vs. CBJ	0-0,2/-1 21:49	0-0,1/0 08:44	INJ	0-1,3/0 21:39	INJ	3/28 O 64:06	DNP
3/20	vs. CBJ	0-0,4/1 24:20	0-0,0/0 09:13	INJ	0-0,2/0 22:35	INJ	DNP	2/31 O 65:00
3/22	at CBJ	1-0(W),2/2 21:43	0-0,1/0 09:37	INJ	1-0,4/1 17:25	INJ	0/19 W 59:50	DNP
3/25	at CBJ	0-1,1/0 20:59	0-1,0/1 09:44	INJ	1-1,2/2 20:11	INJ	3/36 W 60:50	DNP
3/27	vs. TB	0-0,1/1 21:54	0-0,1/-2 07:44	INJ	2-2(W),6/2 23:16	INJ	DNP	3/22 W 60:00
3/30	at CHI	0-1,5/0 19:26	0-0,1/0 08:36	INJ	0-0,0/0 17:20	INJ	2/16 L 57:40	DNP
4/1	at CHI	0-0,1/-1 21:42	0-0,0/-1 09:06	INJ	0-0,4/-1 17:15	AHL	DNP	3/25 W 60:00
4/3	vs. DAL	0-0,1/0 22:30	0-0,1/1 08:50	INJ	0-0,4/0 17:50	DND	3/25 L 58:25	DNP
4/4	vs. DAL	0-0,7/1 22:31	0-0,0/0 09:25	INJ	0-0,2/1 18:39	0/28 W 59:45	DND	DNP
4/6	vs. FLA	0-0,3/1 19:38	0-0,0/0 08:17	INJ	0-0,2/0 15:50	2/36 W 60:00	DNP	DND
4/8	vs. FLA	0-1,1/0 19:58	0-0,0/0 07:05	INJ	1-1,1/2 16:25	DNP	0/24 W 60:00	DND
4/10	vs. DET	0-0,2/-1 20:27	0-0,2/0 09:43	INJ	1-1,2/1 18:38	4/28 O 65:00	DND	DNP
4/12	vs. DET	0-0,3/0 22:09	0-0,2/0 09:19	INJ	0-0,1/0 16:54	DNP	DND	2/29 L 58:23
4/15	vs. NSH	0-0,1/1 23:30	0-0,0/0 12:51	INJ	0-1,1/1 14:01	1/20 W 59:29	DNP	DND
4/17	vs. NSH	0-0,6/0 22:38	0-1,2/0 09:42	INJ	0-0,2/0 14:37	DNP	1/28 W 60:00	DND
4/19	at TB	1-0,4/1 23:56	0-0,0/0 11:30	INJ	0-0,2/-1 15:06	3/36 O 62:50	DNP	DND
4/20	at TB	0-0,2/0 08:32	1-0,5/1 11:22	INJ	0-1,1/1 15:35	DND	1/27 W 60:00	DNP
4/22	at FLA	INJ	0-0,1/0 06:05	INJ	0-3,1/2 18:18	INJ	2/34 W 59:48	DNP
4/24	at FLA	INJ	0-1,0/1 12:32	INJ	0-0,1/0 19:24	INJ	4/36 O 60:24	DNP
4/26	at DAL	INJ	0-0,1/0 14:44	INJ	0-0,3/1 22:52	INJ	DNP	4/31 O 62:44
4/27	at DAL	INJ	0-1,2/1 13:09	0-0,0/0 16:32	0-0,0/0 15:05	INJ	1/28 W 60:00	DNP
4/29	vs. DET	1-0,4/1 18:39	0-0,3/1 11:43	1-1,2/1 16:16	0-0,2/0 14:39	INJ	DNP	1/17 W 60:00
5/1	vs. CBJ	0-0,2/1 20:13	0-0,0/0 15:24	1-0,2/2 20:18	0-0,2/0 16:24	DND	1/32 W 63:55	DNP
5/3	vs. CHI	0-1,0/1 18:47	0-0,0/-1 12:23	0-0,2/0 18:01	1-0,3/2 16:15	DNP	2/17 W 60:00	DND
5/4	vs. CHI	0-0,0/-1 18:03	0-0,1/1 08:52	1-2(W),4/3 18:05	1-1,3/1 17:15	3/30 W 60:00	DNP	DND
5/6	vs. CHI	0-0,6/0 21:21	0-0,0/0 10:07	0-0,3/0 19:02	1-0,2/1 18:15	2/27 O 62:02	DNP	DND
5/8	at NSH	0-0,2/-1 22:19	0-1,0/1 11:11	0-0,3/-3 16:30	0-0,1/0 15:15	DNP	2/29 L 59:01	DND
5/10	at NSH	0-0,1/-1 18:21	0-0,1/-2 17:39	0-0,2/-2 10:35	0-0,5/-2 16:55	5/27 L 60:00	DND	DNP

Skaters: Goals-Assists (Game Winning), Shots / (+/-) TOI

Goalies: Goals Allowed/Shots, Decision, Minutes Played

# TRANSACTIONS

---

## JANUARY 2021

---

- 12 Assigned Jake Bean, Morgan Geekie, Steven Lorentz, Max McCormick and Joakim Ryan to the team's taxi squad.
- 12 Assigned Antoine Bibeau, Jeremy Bracco, David Cotton, Jason Cotton, Seth Jarvis, Joey Keane, Maxime Lajoie, Stelio Mattheos, Jamieson Rees, Sheldon Rempal, Drew Shore, Spencer Smallman and Ryan Suzuki to Chicago (AHL).
- 12 Acquired Maxime Lajoie from OTT in exchange for Clark Bishop.
- 12 Claimed Anton Forsberg on waivers from EDM.
- 13 Assigned Alex Nedeljkovic to the team's taxi squad.
- 16 Recalled Morgan Geekie from the team's taxi squad.
- 28 Recalled Joey Keane and Drew Shore to the team's taxi squad.
- 28 Recalled Jake Bean, Morgan Geekie, Steven Lorentz and Max McCormick from the team's taxi squad.
- 28 Recalled Sheldon Rempal from Chicago (AHL).
- 31 Recalled Alex Nedeljkovic and Drew Shore from the team's taxi squad.

## FEBRUARY 2021

---

- 1 Reassigned Joey Keane, Sheldon Rempal and Drew Shore to Chicago (AHL).
- 2 Recalled Antoine Bibeau to the team's taxi squad.
- 13 Acquired Alex Galchenyuk and Cedric Paquette from the Ottawa Senators in exchange for Ryan Dzingel.
- 13 Acquired a seventh-round pick in the 2022 NHL Draft from the Columbus Blue Jackets in exchange for Gregory Hofmann.
- 15 Acquired Egor Korshkov and David Warsofsky from the Toronto Maple Leafs in exchange for Alex Galchenyuk.
- 18 Assigned Morgan Geekie to Chicago (AHL).
- 22 Recalled Morgan Geekie to the team's taxi squad.
- 23 Reassigned Antoine Bibeau to Chicago (AHL).

## MARCH 2021

---

- 2 Assigned Seth Jarvis to Portland (WHL).
- 6 Signed Beck Warm to an entry-level contract.
- 9 Recalled Antoine Bibeau to the team's taxi squad.
- 16 Recalled Joey Keane and Beck Warm to the team's taxi squad.
- 16 Reassigned Antoine Bibeau and Joakim Ryan to Chicago (AHL).

## APRIL 2021

---

- 1 Assigned Max McCormick and Petr Mrazek to Chicago (AHL).
- 2 Recalled Max McCormick to the team's taxi squad.
- 2 Recalled Petr Mrazek from Chicago (AHL).
- 2 Reassigned Beck Warm to Chicago (AHL).
- 7 Terminated the contract of Jason Cotton.
- 8 Recalled Drew Shore to the team's taxi squad.
- 11 Reassigned Joey Keane to the team's taxi squad.
- 11 Recalled Joakim Ryan to the team's taxi squad.
- 12 Acquired Jani Hakanpaa and a 2022 sixth-round pick from the Anaheim Ducks in exchange for Haydn Fleury.

## MAY 2021

---

- 1 Signed Pyotr Kochetkov and Eetu Makiniemi to two-year, entry-level contracts.
- 5 Recalled Roland McKeown to the team's taxi squad.
- 10 Recalled Joey Keane from Chicago (AHL).
- 11 Reassigned Joey Keane to Chicago (AHL).

**SEBASTIAN AHO**

---

Recorded 300th NHL/Hurricanes point (goal) vs. FLA (4/8)

**JAKE BEAN**

---

Recorded first NHL/Hurricanes point (assist) vs. CBJ (2/15)  
Scored first NHL/Hurricanes goal vs. FLA (2/27)

**ROD BRIND'AMOUR**

---

Recorded 100th career NHL/Hurricanes win vs. DET (3/4)  
Coached 200th career NHL/Hurricanes game vs. DET (4/29)

**JESPER FAST**

---

Made Hurricanes debut at DET (1/14)  
Recorded first Hurricanes point (assist) vs. CBJ (2/7)  
Scored first Hurricanes goal vs. TB (2/22)  
Recorded 100th career NHL assist at DET (3/16)

**WARREN FOEGELE**

---

Played 200th career NHL/Hurricanes game at NSH (5/10)

**JANI HAKANPAA**

---

Made Hurricanes debut vs. NSH (4/15)  
Recorded first Hurricanes point (goal) vs. NSH (4/17)

**DOUGIE HAMILTON**

---

Recorded 300th career NHL point (assist) at DET (1/16)  
Recorded 100th career Hurricanes point (goal) at DET (3/14)  
Scored 100th career NHL goal vs. DAL (4/3)  
Played 600th career NHL game at DAL (4/26)

**JOEY KEANE**

---

Made NHL/Hurricanes debut at NSH (5/10)

**STEVEN LORENTZ**

---

Made NHL/Hurricanes debut vs. TB (1/28)  
Recorded first career NHL/Hurricanes point (assist) vs. DAL (1/30)  
Scored first career NHL/Hurricanes goal at NSH (3/2)

**JORDAN MARTINOOK**

---

Played 400th career NHL game vs. CBJ (3/18)

**MAX MCCORMICK**

---

Made Hurricanes debut vs. TB (1/28)  
Scored first Hurricanes goal at DAL (4/26)

**BROCK MCGINN**

---

Recorded 100th career NHL/Hurricanes point (goal) vs. CBJ (2/15)

**MARTIN NECAS**

---

Played 100th career NHL/Hurricanes game at CBJ (3/22)

**ALEX NEDELJKOVIC**

---

Recorded first career NHL/Hurricanes shutout vs. TB (2/20)  
Recorded first career NHL/Hurricanes point (assist) vs. CBJ (5/1)

**NINO NIEDERREITER**

---

Recorded 300th career NHL point (assist) vs. CHI (2/19)

**CEDRIC PAQUETTE**

---

Made Hurricanes debut vs. CBJ (2/15)  
Recorded first Hurricanes point (goal) vs. TB (2/20)  
Played 400th career NHL game vs. NSH (3/11)

**BRETT PESCE**

---

Recorded 100th career NHL/Hurricanes assist vs. NSH (4/15)  
Played 400th career NHL/Hurricanes game vs. DET (4/29)

**SHELDON REMPAL**

---

Made Hurricanes debut vs. TB (1/28)

**JOAKIM RYAN**

---

Made Hurricanes debut at FLA (4/22)

**DREW SHORE**

---

Made Hurricanes debut vs. DAL (1/31)

**BRADY SKJEI**

---

Scored first Hurricanes goal at CBJ (3/22)

**JACCOB SLAVIN**

---

Played 400th career NHL/Hurricanes game vs. NSH (3/11)

**JORDAN STAAL**

---

Recorded 300th Hurricanes point (goal) at DAL (2/11)  
Recorded 200th Hurricanes assist at CHI (4/1)  
Played 1,000th career NHL game vs. DET (4/12)

**ANDREI SVECHNIKOV**

---

Recorded 100th career NHL/Hurricanes point (assist) at DET (1/16)  
Played 200th career NHL/Hurricanes game vs. DET (4/29)

**TEUVO TERAVAINEN**

---

Recorded 200th career NHL assist at DET (1/14)  
Recorded 300th career NHL point (goal) vs. DET (4/29)

**VINCENT TROCHECK**

---

Recorded 300th career NHL point (goal) at TB (2/20)

# 2020-21 RECORD WHEN...

SCORING FIVE OR MORE GOALS	10-0-0
SCORING FOUR GOALS	11-1-1
SCORING THREE GOALS	11-0-3
SCORING TWO GOALS	2-5-3
SCORING ONE GOAL	2-4-1
NOT SCORING (not incl. shootout)	0-2-0

SCORING FIVE POWER-PLAY GOALS	0-0-0
SCORING FOUR POWER-PLAY GOALS	0-0-0
SCORING THREE POWER-PLAY GOALS	2-0-0
SCORING TWO POWER-PLAY GOALS	8-0-0
SCORING ONE POWER-PLAY GOAL	13-3-4
NOT SCORING A POWER-PLAY GOAL	13-8-4

OUT SHOOTING THE OPPOSITION	23-9-4
EVEN SHOTS	1-0-0

WEARING RED UNIFORMS	10-2-2
WEARING WHITE UNIFORMS	16-9-3
WEARING BLACK UNIFORMS	9-1-2
WEARING WHALERS UNIFORMS	1-0-1

ALLOWING FIVE OR MORE GOALS	1-2-0
ALLOWING FOUR GOALS	0-3-4
ALLOWING THREE GOALS	11-6-2
ALLOWING TWO GOALS	9-1-2
ALLOWING ONE GOAL	9-0-0
NOT ALLOWING A GOAL (not incl. shootout)	6-0-0

NOT ALLOWING A POWER-PLAY GOAL	24-4-5
ALLOWING ONE POWER-PLAY GOAL	12-6-3
ALLOWING TWO POWER-PLAY GOALS	0-1-0
ALLOWING THREE POWER-PLAY GOALS	0-1-0
ALLOWING FOUR POWER-PLAY GOALS	0-0-0
ALLOWING FIVE POWER-PLAY GOALS	0-0-0

OUT SHOT BY OPPOSITION	12-3-4
------------------------	--------

#	(PLAYER) RECORDS A...	GOAL	ASSIST	POINT
4	Haydn Fleury	0-1-0	0-0-0	0-1-0
11	Jordan Staal	10-0-2	15-1-1	18-1-3
13	Warren Foegele	8-0-1	6-2-2	13-2-3
16	Vincent Trocheck	14-1-1	17-2-2	24-3-3
18	Ryan Dzingel	2-0-0	1-0-0	3-0-0
18	Cedric Paquette	3-0-0	3-0-1	6-0-1
19	Dougie Hamilton	6-1-2	20-4-5	23-5-6
20	Sebastian Aho	14-2-3	21-2-3	27-3-5
21	Nino Niederreiter	14-4-0	11-0-3	22-4-3
22	Brett Pesce	2-1-1	14-3-2	15-4-3
23	Brock McGinn	5-2-0	3-0-1	7-2-1
24	Jake Bean	1-0-0	7-2-0	8-2-0
28	Max McCormick	1-0-1	0-1-0	1-1-1
29	Drew Shore	0-0-0	0-0-0	0-0-0
33	Joakim Ryan	0-0-0	0-0-0	0-0-0
34	Petr Mrazek	0-0-0	0-0-0	0-0-0
37	Andrei Svechnikov	9-3-2	20-2-2	24-3-4
39	Alex Nedeljkovic	0-0-0	1-0-0	1-0-0
41	Sheldon Rempal	0-0-0	0-0-0	0-0-0
44	Joey Keane	0-0-0	0-0-0	0-0-0
47	James Reimer	0-0-0	0-0-0	0-0-0
48	Jordan Martinook	4-0-0	4-3-2	8-3-2
51	Jake Gardiner	0-0-0	6-0-1	6-0-1
58	Jani Hakanpaa	1-0-1	0-0-1	1-0-2
67	Morgan Geekie	1-1-0	4-0-1	5-1-1
71	Jesper Fast	3-1-0	10-2-1	11-3-1
74	Jacob Slavin	2-0-1	10-1-1	11-1-2
76	Brady Skjei	2-0-1	6-1-0	8-1-1
78	Steven Lorentz	2-0-0	4-1-1	6-1-1
86	Teuvo Teravainen	5-0-0	5-0-0	7-0-0
88	Martin Necas	11-0-2	17-3-2	21-3-3

## AT HOME

### HAD A SHUTOUT:

4/8/21 – 3-0 win vs. FLA (Alex Nedeljkovic, 24 saves)

### WERE SHUT OUT:

11/29/19 – 3-0 loss vs. NSH (Pekka Rinne, 31 saves)

### PLAYED TO A 0-0 TIE:

11/23/03 – Kevin Weekes (21 saves) in a 0-0 tie vs. TB (Nikolai Khabibulin, 37 saves)

### WON A 1-0 GAME:

4/4/21 – Petr Mrazek (28 saves) vs. DAL

### LOST A 1-0 GAME:

11/18/11 – Jonas Enroth (34 saves) vs. BUF

### ERASED A TWO-GOAL DEFICIT:

5/4/21 – vs. CHI in a 6-3 win (Trailed 2-0 in 1st period)

### ERASED A THREE-GOAL DEFICIT:

12/13/16 – vs. VAN in an 8-6 loss (Trailed 5-2 in 3rd period)

### ERASED A FOUR-GOAL DEFICIT:

11/15/09 – vs. TOR in a 6-4 loss (Down 4-0 in 2nd period)

### SURRENDERED A TWO-GOAL LEAD:

2/19/21 – vs. CHI in a 5-3 win (Up 2-0 in 2nd period)

### SURRENDERED A THREE-GOAL LEAD:

12/14/18 – vs. WSH in a 6-5 SO loss (Up 4-1 in 2nd period)

### SURRENDERED A FOUR-GOAL LEAD:

1/4/99 – vs. OTT in a 4-4 tie (Up 4-0 in 1st period)

### HAD A PENALTY SHOT (not including shootouts):

1/24/16 – Elias Lindholm vs. Karri Ramo vs. CGY (Scored)

### HAD A PENALTY SHOT TAKEN AGAINST (not including shootouts):

11/11/17 – Brandon Saad, CHI vs. Scott Darling (Missed)

### SCORED 10 GOALS:

3/5/87 – In 10-2 win vs. BOS

### ALLOWED 10 GOALS:

3/5/92 – In 10-4 loss to QUE

### TOOK 60 SHOTS:

3/15/84 – In 5-3 win vs. TOR, 65 shots on Alan Bester

### TOOK 50 SHOTS:

11/10/18 – In 4-3 SO loss vs. DET, 52 shots on Jonathan Bernier

### ALLOWED 50 SHOTS:

11/8/96 – In 4-1 loss vs. DET, 50 shots on Jason Muzzatti

### HAD A HAT TRICK:

5/3/21 – Sebastian Aho in a 5-2 win vs. CHI (Malcolm Subban: 2, EN: 1)

### HAD A PLAYER SCORE 4 GOALS:

2/1/84 – Ron Francis in 11-0 win vs. EDM (Grant Fuhr: 3, Andy Moog: 1)

### ALLOWED A HAT TRICK:

11/17/18 – Cam Atkinson in a 4-1 loss vs. CBJ (Scott Darling: 3)

### PLAYED A PENALTY-FREE GAME:

10/29/17 – A 4-3 SO loss vs. ANA

### DID NOT HAVE A POWER PLAY:

1/14/17 – A 7-4 win vs. NYI

### PLAYED AN OVERTIME GAME:

5/6/21 – A 2-1 OT loss vs. CHI

### WON IN FIVE-MINUTE OVERTIME PERIOD:

5/1/21 – Dougie Hamilton in a 2-1 OT win vs. CBJ (4:07)

### LOST IN FIVE MINUTE OVERTIME PERIOD:

5/6/21 – Alex DeBrincat in a 2-1 OT loss vs. CHI (2:02)

### WON IN A SHOOTOUT:

1/31/21 – Vincent Trocheck scored in 3rd round, Reimer won vs. DAL

### LOST IN A SHOOTOUT:

4/10/21 – Adam Erne scored in 7th round, Mrazek lost vs. DET

### SCORED AN EMPTY NET GOAL:

5/4/21 – Martin Necas (57:23) and Nino Niederreiter (58:29) in a 6-3 win vs. CHI

### ALLOWED AN EMPTY NET GOAL:

4/12/21 – Sam Gagner in a 3-1 loss vs. DET (59:05)

### SCORED AN EXTRA-ATTACKER GOAL (not incl. delayed penalties):

3/19/19 – Justin Williams in a 3-2 SO win vs. PIT (58:04)

### ALLOWED AN EXTRA-ATTACKER GOAL (not incl. delayed penalties):

3/20/21 – Seth Jones in a 3-2 SO loss vs. CBJ (59:31)

### HAD NO SHOTS IN A PERIOD:

Never

### ALLOWED NO SHOTS IN A PERIOD:

10/6/19 – 2nd period of 4-3 OT win vs. TB

### TOOK 20 SHOTS IN A PERIOD:

4/17/21 – 1st period of 3-1 win vs. NSH (24 shots, 1 goal vs. Juuse Saros)

### ALLOWED 20 SHOTS IN A PERIOD:

12/2/17 – 2nd period of 3-2 OT win vs. FLA (20 shots, no goals vs. Cam Ward)

## ON THE ROAD

### HAD A SHUTOUT:

12/14/19 – 4-0 win at CGY (James Reimer, 32 saves)

### WERE SHUT OUT:

5/10/21 – 5-0 loss at NSH (Pekka Rinne, 30 saves)

### PLAYED TO A 0-0 TIE:

1/31/99 – Trevor Kidd (36 saves) in a 0-0 tie at BOS (Byron Dafoe, 24 saves)

### WON A 1-0 GAME:

1/21/16 – Eddie Lack (32 saves) at TOR

### LOST A 1-0 GAME:

12/12/19 – Jacob Markstrom (43 saves) at VAN

### ERASED A TWO-GOAL DEFICIT:

4/26/21 – at DAL in a 4-3 OT loss (Trailed 2-0 in the 1st period)

### ERASED A THREE-GOAL DEFICIT:

2/29/20 – at MTL in a 4-3 OT loss (Trailed 3-0 in the 2nd period)

### ERASED A FOUR-GOAL DEFICIT:

12/8/15 – at DAL in a 6-5 loss (Trailed 4-0 in 2nd period)

### SURRENDERED A TWO-GOAL LEAD:

4/24/21 – at FLA in 4-3 OT loss (Up 3-1 in the 3rd period)

### SURRENDERED A THREE-GOAL LEAD:

12/10/19 – at EDM in a 6-3 win (Up 3-0 in 2nd period)

### SURRENDERED A FOUR-GOAL LEAD:

12/11/08 – at PHI in a 6-5 shootout loss (Up 5-1 in 3rd period)

### HAD A PENALTY SHOT (not including shootouts):

12/1/17 – Jeff Skinner vs. Henrik Lundqvist at NYR (Did Not Score)

### HAD A PENALTY SHOT TAKEN AGAINST (not including shootouts):

2/8/21 – Cam Atkinson vs. Alex Nedeljkovic at CBJ (Scored)

### SCORED 10 GOALS:

Never

### ALLOWED 10 GOALS:

4/1/93 – In 10-2 loss at PIT

### TOOK 60 SHOTS:

11/2/17 – In 5-3 loss at COL, 60 shots on Semyon Varlamov

### TOOK 50 SHOTS:

11/2/18 – In 4-3 OT loss at ARI, 51 shots on Antti Raanta

### ALLOWED 50 SHOTS:

10/8/19 – In 6-3 win at FLA, 50 shots on James Reimer

### HAD A HAT TRICK:

3/13/17 – Jaccob Slavin in a 8-4 win at NYI (Thomas Greiss: 2, J-F Berube: 1)

### HAD A PLAYER SCORE 4 GOALS:

3/7/09 – Eric Staal in a 9-3 win at TB (Mike McKenna: 2, Karri Ramo: 2)

### ALLOWED A HAT TRICK:

2/1/20 – Jamie Benn in a 4-1 loss at DAL (Petr Mrazek-2, EN-1)

### PLAYED A PENALTY-FREE GAME:

1/9/18 – A 5-4 loss at TB

### DID NOT HAVE A POWER PLAY:

3/5/20 – A 4-1 loss at PHI

### PLAYED AN OVERTIME GAME:

4/26/21 – A 4-3 OT loss at DAL

### WON IN FIVE-MINUTE OVERTIME PERIOD:

3/25/21 – Sebastian Aho in a 4-3 OT win at CBJ (1:26)

### LOST IN FIVE MINUTE OVERTIME PERIOD:

4/26/21 – Jamie Benn in a 4-3 OT loss at DAL (2:44)

### WON IN A SHOOTOUT

2/27/21 – Martin Necas scored in fifth round, Reimer won at FLA

### LOST IN A SHOOTOUT

11/28/17 – Artemi Panarin scored in 2nd round. Darling lost at CBJ

### SCORED AN EMPTY NET GOAL:

4/22/21 – Sebastian Aho in a 4-2 win at FLA (59:44)

### ALLOWED AN EMPTY NET GOAL:

5/8/21 – Erik Haula in a 3-1 loss at NSH (58:57)

### SCORED AN EXTRA-ATTACKER GOAL (not incl. delayed penalties):

3/1/21 – Vincent Trocheck in a 3-2 OT win at FLA (58:27)

### ALLOWED AN EXTRA-ATTACKER GOAL (not incl. delayed penalties):

3/25/21 – Oliver Bjorkstrand in a 4-3 OT win at CBJ (59:44)

### HAD NO SHOTS IN A PERIOD:

3/18/14 – 3rd period in a 3-1 win at CBJ

### ALLOWED NO SHOTS IN A PERIOD:

2/3/04 – 3rd period of 3-1 loss at COL

### TOOK 20 SHOTS IN A PERIOD:

2/22/20 – 2nd period of a 6-3 win at TOR (21 shots, 4 goals vs. Frederik Andersen)

### ALLOWED 20 SHOTS IN A PERIOD:

3/1/21 – 3rd period of 3-2 OT win at FLA (23 shots, 2 goals vs. Alex Nedeljkovic)

# CAREER RECORDS

## MOST GAMES

1.	Ron Francis	1,186
2.	Glen Wesley	913
3.	Eric Staal	909
4.	Kevin Dineen	708
5.	Rod Brind'Amour	694
6.	Jeff O'Neill	673
7.	Cam Ward	668
8.	Adam Burt	626
9.	<b>Jordan Staal</b>	<b>583</b>
10.	Jeff Skinner	579

## MOST PENALTY MINUTES

1.	Kevin Dineen	1,439
2.	Torrie Robertson	1,368
3.	Pat Verbeek	1,144
4.	Ulf Samuelsson	1,110
5.	Adam Burt	875
6.	Paul MacDermid	744
7.	Randy Ladouceur	717
8.	Mark Janssens	712
9.	Ron Francis	684
10.	Eric Staal	678

## MOST POINTS

1.	Ron Francis	1,175
2.	Eric Staal	775
3.	Kevin Dineen	544
4.	Rod Brind'Amour	473
5.	Jeff O'Neill	416
6.	Pat Verbeek	403
7.	Jeff Skinner	379
8.	Blaine Stoughton	377
9.	Geoff Sanderson	369
10.	Erik Cole	363

## MOST HAT TRICKS

1.	Eric Staal	13
2.	Ron Francis	9
3.	Blaine Stoughton	7
4.	Erik Cole	5
	Kevin Dineen	5
	Ray Ferraro	5
	Geoff Sanderson	5
8.	<b>Sebastian Aho</b>	<b>4</b>
	Jeff Skinner	4
	Mike Rogers	4
	Pat Verbeek	4

## MOST GOALS

1.	Ron Francis	382
2.	Eric Staal	322
3.	Kevin Dineen	250
4.	Blaine Stoughton	219
5.	Jeff Skinner	204
6.	Jeff O'Neill	198
7.	Geoff Sanderson	196
8.	Pat Verbeek	192
9.	Sylvain Turgeon	178
10.	Rod Brind'Amour	174

## MOST POWER PLAY GOALS

1.	Ron Francis	132
2.	Eric Staal	105
3.	Pat Verbeek	73
4.	Kevin Dineen	71
5.	Sylvain Turgeon	68
6.	Jeff O'Neill	64
7.	Geoff Sanderson	62
8.	Rod Brind'Amour	60
9.	Ray Ferraro	59
10.	Blaine Stoughton	56

## MOST ASSISTS

1.	Ron Francis	793
2.	Eric Staal	453
3.	Rod Brind'Amour	299
4.	Kevin Dineen	294
5.	Andrew Cassels	253
6.	Jeff O'Neill	218
7.	Ray Whitney	215
8.	Pat Verbeek	211
9.	<b>Jordan Staal</b>	<b>206</b>
10.	Sami Kapanen	203

## MOST SHORTHANDED GOALS

1.	Eric Staal	16
2.	<b>Sebastian Aho</b>	<b>12</b>
3.	Dave Tippett	11
4.	Rod Brind'Amour	10
5.	Kevyn Adams	8
	Erik Cole	8
	Stewart Gavin	8
	Chad LaRose	8
10.	Murray Craven	7
	Kevin Dineen	7
	Ron Francis	7
	Keith Primeau	7
	Paul Ranheim	7

## MOST CONSECUTIVE GAMES WITH:

<b>POINTS</b>	18*	Mike Rogers, 11/22/1980-1/2/1981 (19g, 20a)
	17	Mike Rogers, 2/18/1980-3/22/1980 (12g, 17a)
	14	<b>Sebastian Aho, 1/21/20-2/28/20 (12g, 9a)</b> <b>Dougie Hamilton, 2/27/21-3/27/21 (2g, 14a)</b>
<b>GOALS</b>	9	Pierre Larouche, 1/25/1982-2/13/1982 (10g, 8a)
	7	Ray Ferraro, 2/9/1989-2/23/1989 (9g, 2a)
	6	<b>Sebastian Aho, 1/31/20-2/11/20 (7g, 3a)</b> Jeff Skinner, 3/18/2017-3/27/2017 (8g, 1a) Keith Primeau, 12/30/1997-1/8/1998 (6g, 2a) Ray Sheppard, 11/14/1998-11/25/1998 (7g, 3a)
<b>ASSISTS</b>	12	<b>Sebastian Aho, 10/4/2019-10/30/2018 (4, 13a)</b>
	11*	Eric Staal, 2/10/2012-3/6/2012 (6g, 14a)
	10	Dave Keon, 11/17/1979-12/7/1979 (1g, 12a)

\* – Streak was longest by an NHL player that season.

## MOST GOAL SEASONS:

<b>20 GOALS</b>	14	Ron Francis
	9	Eric Staal
	6	Kevin Dineen, Jeff Skinner
<b>30 GOALS</b>	5	Eric Staal
	4	Geoff Sanderson, Blaine Stoughton, Pat Verbeek
	3	Kevin Dineen, Ron Francis, Jeff O'Neill, Jeff Skinner, Sylvain Turgeon
<b>40 GOALS</b>	4	Blaine Stoughton
	2	Kevin Dineen, Mike Rogers, Geoff Sanderson, Eric Staal, Sylvain Turgeon, Pat Verbeek
<b>50 GOALS</b>	2	Blaine Stoughton

## MOST CONSECUTIVE SEASONS:

<b>20 GOALS</b>	10	Ron Francis (1981-82 to 1990-91)
	7	Eric Staal (2005-06 to 2011-12)
	6	Kevin Dineen (1984-85 to 1990-91)
<b>30 GOALS</b>	4	Eric Staal (2005-06 to 2008-09)
		Blaine Stoughton (1979-80 to 1982-83)
	3	Jeff O'Neill (2000-01 to 2002-03)
<b>40 GOALS</b>	4	Blaine Stoughton (1979-80 to 1982-83)

## MOST GOALS IN A SEASON:

Overall	56	Blaine Stoughton, 1979-80
Forward	56	Blaine Stoughton, 1979-80
Defenseman	24	Mark Howe, 1979-80
Rookie	40	Sylvain Turgeon, 1983-84

## MOST POINTS IN A SEASON:

Overall	105	Mike Rogers, 1979-80, 1980-81
Forward	105	Mike Rogers, 1979-80, 1980-81
Defenseman	80	Mark Howe, 1979-80
Rookie	72	Sylvain Turgeon, 1983-84

## MOST ASSISTS IN A SEASON:

Overall	69	Ron Francis, 1989-90
Forward	69	Ron Francis, 1989-90
Defenseman	56	Mark Howe, 1979-80
Goaltender	6	Sean Burke, 1995-96
Rookie	43	Ron Francis, 1981-82

## MOST PENALTY MINUTES IN A SEASON:

Overall	358	Torrie Robertson, 1985-86
Forward	358	Torrie Robertson, 1985-86
Defenseman	199	Ed Hospodar, 1982-83
Goaltender	33	Jason Muzzatti, 1995-96
Rookie	254	Scott Daniels, 1995-96

## SINGLE-SEASON HIGHS:

Power Play Goals	21	Geoff Sanderson, 1992-93
Shorthanded Goals	5	Kevyn Adams, 2003-04
Game Winning Goals	9	Blaine Stoughton, 1979-80
		Erik Cole, 2010-11
Hat Tricks	4	Eric Staal, 2008-09
Hat Tricks by a Rookie	2	Ray Ferraro, 1984-85



## NHL CAREER GOALTENDING LEADERS *Minimum 15 Games Played*

	GP	MINS	GA	GAA	W-L-T	SO
1. <b>Alex Nedeljkovic</b>	<b>29</b>	<b>1,698</b>	<b>57</b>	<b>2.01</b>	<b>17-7-4</b>	<b>3</b>
2. Trevor Kidd	72	4,043	158	2.34	28-31-9	5
3. Kevin Weekes	119	6,852	275	2.41	39-54-20	11
4. <b>Petr Mrazek</b>	<b>92</b>	<b>5,379</b>	<b>222</b>	<b>2.48</b>	<b>50-32-8</b>	<b>10</b>
5. Arturs Irbe	309	17,815	741	2.49	130-121-44	20
6. Anton Khudobin	70	4,005	167	2.50	27-31-7	2
7. Curtis McElhinney	33	1,978	85	2.58	20-11-2	2
8. Tom Barrasso	34	1,908	83	2.61	13-12-5	2
9. <b>James Reimer</b>	<b>47</b>	<b>2,709</b>	<b>120</b>	<b>2.66</b>	<b>29-11-4</b>	<b>3</b>
10. Cam Ward	625	35,978	1,616	2.70	295-230-80	25
11. Eddie Lack	54	3,011	138	2.75	20-21-9	3
12. Martin Gerber	60	3,493	162	2.78	38-14-6	3
13. Manny Legace	28	1,472	69	2.81	10-7-5	1
14. Justin Peters	68	3,703	188	3.05	22-31-8	3
15. Sean Burke	281	15,893	819	3.09	107-131-29	11
16. Dan Ellis	19	997	52	3.13	6-8-2	1
17. Jeff Reese	37	1,838	96	3.13	8-17-4	2
18. Daryl Reaugh	20	1,010	53	3.15	7-7-1	1
19. John Grahame	45	2,364	125	3.17	15-20-3	0
20. Scott Darling	51	2,961	158	3.20	15-25-9	0
21. Jason Muzzatti	52	2,604	140	3.23	13-21-8	1
22. Michael Leighton	33	1,748	94	3.23	10-14-2	0
23. Peter Sidorkiewicz	178	10,346	575	3.33	71-79-24	8
24. Mike Liut	252	14,705	823	3.36	115-111-19	13
25. Kay Whitmore	75	4,039	243	3.61	23-33-10	3
26. Al Smith	30	1,754	107	3.66	11-10-8	2
27. Steve Weeks	94	5,286	324	3.68	42-42-6	4
28. Frank Pietrangelo	44	2,663	182	4.10	12-27-3	0
29. Mario Gosselin	23	1,106	78	4.23	5-13-1	0
30. Ed Staniowski	19	1,059	75	4.25	6-9-1	0
31. Greg Millen	219	12,963	919	4.25	62-120-33	4
32. John Garrett	122	7,088	506	4.28	36-57-27	0
33. Mike Veisor	69	3,809	309	4.87	17-37-9	3

## NHL INDIVIDUAL GAME RECORDS

<b>MOST GOALS</b>	4	Jordy Douglas, Feb. 3, 1980 – In a 5-3 win vs. NY Islanders at Springfield Ron Francis, Feb. 12, 1984 – In an 11-0 win vs. Edmonton Eric Staal, March 7, 2009 – In a 9-3 win at Tampa Bay
<b>MOST ASSISTS</b>	6	Ron Francis, March 5, 1987 – In a 10-2 win vs. Boston
<b>MOST POINTS</b>	6	Paul Lawless, Jan. 4, 1987 – In an 8-3 win vs. Toronto (2g, 4a) Ron Francis, March 5, 1987 – In a 10-2 win vs. Boston (6a) Ron Francis, Oct. 8, 1989 – In a 9-6 win at Quebec (3g, 3a) Eric Staal, March 7, 2009 – In a 9-3 win at Tampa Bay
<b>MOST SHOTS</b>	13	Jeff Skinner, March 13, 2014 – In a 4-2 win vs. Buffalo
<b>MOST PENALTY MINUTES</b>	42	Ed Kastelic, Nov. 10, 1990 – In a 3-2 OT win at Minnesota <i>He received a minor, 2 majors, a misconduct and 2 game misconducts</i> Nick Kypreos, Dec. 11, 1992 – In a 9-3 loss at Buffalo <i>He received a minor, 2 majors, 2 misconducts and a game misconduct</i>

## ROOKIE SINGLE GAME HIGHS FOR:

<b>MOST GOALS</b>	3	eight times, m.r., <b>Sebastian Aho, Jan. 31, 2017 – In a 5-1 win vs. Philadelphia</b>
<b>MOST ASSISTS</b>	4	Shane Willis, Jan. 7, 2001 – In a 5-2 win vs. NY Islanders Brad Shaw, Oct. 26, 1989 – In a 7-3 win at New Jersey
<b>MOST POINTS</b>	5	Ray Ferraro, March 29, 1985 – In an 8-7 win vs. Edmonton (3g, 2a) Michael Nylander, April 7, 1993 – In a 6-1 win at Ottawa (3g, 2a)
<b>MOST SHOTS</b>	10	Sylvain Turgeon, Jan. 29, 1984 – In an 5-5 tie vs. Quebec
<b>MOST PENALTY MINUTES</b>	29	Scott Daniels, Jan. 6, 1996 – In a 5-2 loss at Boston <i>He received a double-minor, a major, a 10-minute misconduct and a game misconduct</i>


# MAN GAMES LOST

PLAYER	INJURY	DATES MISSED	GAMES MISSED
Jesper Fast	COVID protocol	1/28-2/4	5
	Lower body	4/24-5/1	5
Warren Foegele	COVID protocol	1/28-1/31	3
Jake Gardiner	Upper body	2/25-3/4	5
	Upper body	3/9	1
Dougie Hamilton	Undisclosed	5/10	1
Jordan Martinook	COVID protocol	1/28-1/31	3
	Lower body	4/24-5/8	9
Max McCormick	Upper body	1/31-2/20	11
Brock McGinn	Upper body	4/6-5/10	19
Petr Mrazek	Right thumb surgery	1/31-4/3	31
	Lower body	4/22-5/1	6
Martin Necas	Upper body	2/7-2/11	3
Cedric Paquette	Lower body	5/1-5/10	6
Brett Pesce	Undisclosed	5/10	1
Brady Skjei	Concussion	4/22-4/27	4
Jaccob Slavin	COVID protocol	1/28-1/31	3
	Undisclosed	5/10	1
Jordan Staal	COVID protocol	1/16-1/18	2
	Undisclosed	5/10	1
Andrei Svechnikov	Undisclosed	5/10	1
Teuvo Teravainen	COVID protocol	1/28-1/31	3
	Concussion	2/20-3/2	7
	Concussion	3/7-4/26	25
Vincent Trocheck	Lower body	2/8	1
	Upper body	3/11-3/27	8
<b>TOTALS</b>			<b>165</b>

## MAN GAMES LOST, TEAM HISTORY

YEAR	GAMES MISSED
1997-98	208
1998-99	224
1999-00	110
2000-01	110
2001-02	113
2002-03	290
2003-04	168
2005-06	267
2006-07	249
2007-08	337
2008-09	211
2009-10	300
2010-11	66
2011-12	202
2012-13	172
2013-14	298
2014-15	173
2015-16	206
2016-17	147
2017-18	100
2018-19	126
2019-20	103
2020-21	165

**16** VINCENT  
TROCHECK



# STAFF

2020-21 Hurricanes Club Directory and Biographies

TCH16

# CLUB DIRECTORY

## EXECUTIVE MANAGEMENT

Chief Executive Officer/Owner/Governor .....	Tom Dundon
President/General Manager/Alternate Governor .....	Don Waddell
Minority Owner/Alternate Governor .....	Peter Karmanos Jr.
Chief Financial Officer .....	Jeff Vanderbilt
Executive Vice President/General Manager, PNC Arena .....	Davin Olsen

## HOCKEY OPERATIONS

Assistant General Managers .....	Eric Tulsy, Darren Yorke
Director of Hockey Operations .....	Aaron Schwartz
Head Coach .....	Rod Brind'Amour
Assistant Coaches .....	Jeff Daniels, Dean Chynoweth
Goaltending Coach .....	Paul Schonfelder
Video Coach .....	Chris Huffine
Video Scouting Coordinator .....	Trace Linton
Defensemen Development .....	Tim Gleason
Forwards Development .....	Sergei Samsonov
Goaltender Development Coach .....	Jason Muzzatti
Skills Development .....	Peter Harrold
Amateur Scouts .....	Rob Beatty, Daniel Eklund, Don Elland, Eric Fink, Bob Luccini, Joby Messier, Jokke Nevalainen, Cody Nickolet, Oleg Smirnov, Ville Virta
Pro Scout .....	Mark Craig
Senior Developer, Hockey Operations .....	Kevin Kan
Data Engineer .....	Matt Walter
Data Scientist .....	Margaret Cunniff
Head Athletic Trainer .....	Doug Bennett
Assistant Athletic Trainer .....	Matt Aiello
Head Strength and Conditioning Coach .....	Bill Burniston
Massage Therapist .....	Mike Maresca
Equipment Managers .....	Bob Gorman, Jorge Alves, Dave Paul
Vice President of Communications and Team Services .....	Mike Sundheim
Manager of Communications .....	Mike Brown
Communications Coordinator .....	David Piper
Executive Assistant to the President and GM .....	Shannon Halterman

## BROADCASTERS

Television Play-By-Play .....	Mike Maniscalco
Television Analyst .....	Tripp Tracy
Television Reporter .....	Abby Labar



# TOM DUNDON

CHIEF EXECUTIVE OFFICER / OWNER / GOVERNOR

Tom Dundon, 49, is the chief executive officer, owner and governor of the Carolina Hurricanes. Dundon is also the Chairman and Managing Partner of Dundon Capital Partners, a Dallas-based private investment firm. His investment activities have spanned the entertainment, healthcare, real estate and hospitality, technology, automotive and financial services sectors.


Dundon acquired a majority stake in the Carolina Hurricanes on Jan. 12, 2018, and in his first full season as owner, helped guide the Hurricanes to the Stanley Cup Playoffs for the first time in 10 years. Carolina has reached the postseason in each of Dundon's three seasons as owner (2018-21).

Born in New York and raised in Dallas, Dundon attended Southern Methodist University, where he earned a bachelor's degree in economics in 1993 and served as president of Phi Gamma Delta. Then, with a number of partners, he cofounded a business focused primarily on automobile financing, which over the next 10 years and through a series of transactions, became Santander Consumer USA ("SCUSA"), a large U.S. consumer finance company majority held by Banco Santander. Dundon served in various capacities for the company, and ultimately became chairman and chief executive officer.

In the summer of 2015, Dundon stepped aside as CEO of Dallas-based SCUSA to focus on his entrepreneurial investments via Dundon Capital Partners. Dundon and the firm actively pursue investments across industries. He is the majority owner of Employer Direct, a growth-stage healthcare services company, and is a large investor and director of Topgolf, a premier global sports entertainment business headquartered in Dallas that incorporates technology, golf and entertainment. Dundon also serves as a director for OTO Development, a hotel development and management company headquartered in South Carolina, and for Redpoint Capital, an alternative credit manager. He has also made significant investments in real estate in Dallas and Aspen, Colo., highlighted by his 2015 purchase of 2100 Ross Avenue, a landmark 33-story office building in downtown Dallas, where Dundon Capital Partners and Employer Direct Healthcare currently operate.

Dundon is a consistent supporter of Dallas charities, with a focus on academic and sports-community focused initiatives. Of note is his support of the Salesmanship Club of Dallas, which hosts the PGA's annual AT&T Byron Nelson, one of the largest fundraisers for the Momentous Institute, a leading provider of therapeutic and education services that impacts 6,000 kids and family members each year. To help support the Salesmanship Club, Dundon funded the construction and development of Trinity Forest Golf Club, a premier, non-profit, 18-hole championship golf course and 9-hole short course that has served as the home of the Byron Nelson. Opened in 2017, Trinity Forest features a private golf facility built for Southern Methodist University's men's and women's golf teams, and provides support for the First Tee of Dallas, a non-profit organization that leverages golf to develop character building amongst the youth. Dundon formed the Dundon Family Charitable Fund, which will support various qualified non-profit initiatives, with a focus on supporting academic and athletic initiatives at top universities in the U.S.





# PETER KARMANOS JR.

MINORITY OWNER / ALTERNATE GOVERNOR

Peter Karmanos Jr., 78, serves as minority owner and alternate governor for the Carolina Hurricanes, as well as the chairman and cofounder of MadDog Technology. Karmanos sold the Carolina Hurricanes to Tom Dundon on Jan. 12, 2018, after serving as principal owner/governor and chief executive officer for the franchise since 1994. Karmanos retained a minority ownership interest in the team. On Nov. 9, 2015, he was inducted into the Hockey Hall of Fame in the category of Builder—defined as an individual who has contributed to the development of the game of hockey, moving the game forward.

Karmanos has been involved in hockey for more than 40 years, making an impact in youth hockey, the Ontario Hockey League (OHL), the ECHL and the National Hockey League (NHL). He created the Compuware Youth Hockey Program in the 1970's, a system that has since produced 15 national championships, 34 state championships, 235 Division I scholarship hockey players and 14 NHL first-round draft picks. Alumni of Compuware youth hockey include Eric Lindros, Pat Peake, Pat LaFontaine, Mike Modano, Brian Rolston, David Legwand, Ryan Kesler, Kevin Hatcher, Derian Hatcher and Jacob Trouba.

Prior to selling the Plymouth Whalers in 2015, Karmanos owned OHL franchises for more than 30 years, winning his first OHL championship with Windsor in 1988. In 1989, he founded the first American-based OHL franchise, which later became the Plymouth Whalers. Plymouth won OHL titles in 1995 and 2007 and produced 18 NHL first-round selections and more than 90 players drafted into the NHL. Alumni of Karmanos' OHL teams include James Neal, Justin Williams, Tyler Seguin and J.T. Miller. Karmanos' OHL franchises have also produced a number of managers and coaches at the NHL level, including Pittsburgh Penguins General Manager Jim Rutherford, Winnipeg Jets Head Coach Paul Maurice and Vegas Golden Knights Head Coach Peter DeBoer.

Karmanos acquired an NHL franchise, the Hartford Whalers, on June 28, 1994, and relocated the franchise to Raleigh, N.C., in 1997. Since their arrival in North Carolina, the Carolina Hurricanes have captured three division titles (1999, 2002, 2006), two Eastern Conference championships (2002, 2006) and the 2006 Stanley Cup, the first major-league sports championship for the state of North Carolina. The Hurricanes also hosted the NHL Draft in 2004 and the NHL All-Star Game in 2011. Karmanos also owned the ECHL's Florida Everblades for 15 seasons, capturing the ECHL's Kelly Cup championship in 2012.


In addition to his selection to the Hockey Hall of Fame, Karmanos has collected a number of major awards during his career as a hockey builder, including the Lester Patrick Award (outstanding service to hockey in the U.S.), the Bill Long Award (outstanding contributions to the OHL) and the USA Hockey Distinguished Achievement Award. He is also a member of the Michigan Sports Hall of Fame and the United States Hockey Hall of Fame.

Karmanos attended Wayne State University in Detroit. He founded Compuware in 1973 with two partners who, with Karmanos, pooled their tax return money to start the company. Karmanos' initiative and business prowess were recognized in 1989 by the Institute of American Entrepreneurs, which named him Entrepreneur of the Year. In April 1999, Karmanos ensured that his company would not lose sight of its roots when he decided to relocate more than 4,100 highly-skilled jobs from Compuware's headquarters in Farmington Hills, MI, to Campus Martius, a business district in the heart of downtown Detroit. He retired from his position of executive chairman of Compuware in March 2013.

Along with his business and hockey interests, Karmanos is widely known for his philanthropy, particularly in the area of cancer research. In 1995, Karmanos established the Barbara Ann Karmanos Cancer Institute in Detroit, with donations that now total in excess of \$60 million. The institute is one of only 39 in the United States granted "comprehensive cancer center" status by the National Institute of Health, and the only one of the 39 named after a woman.

Karmanos resides in the Detroit area with his wife, Danialle, and their sons Socrates, Leonidas, Spiros and Aristides. He now has seven sons and nine grandchildren. Danialle—in addition to her ongoing work as a nationally acclaimed video producer—founded Danialle Karmanos' Work It Out (DKWIO). A 501(c)3 organization, DKWIO fights childhood obesity by providing kids with the tools they need to make healthy choices. By helping kids achieve health in mind, body and spirit, DKWIO has touched the lives of thousands of at-risk children in the Detroit and Triangle communities.

As an award-winning writer, producer and director, in 2008 Danialle was tapped by Governor Jennifer Granholm to serve on the newly-chartered Michigan Film Office Advisory Council. In a 2010 Michigan-wide election, Danialle was elected to serve an eight-year term on the Wayne State University Board of Governors. She also works tirelessly on behalf of the Karmanos Cancer Institute, partnering with the organization to develop memorable creative content. Her creative talents also led Danialle to become a founding member, Board member and past chair of the critically-acclaimed Museum of Contemporary Art Detroit (MOCAD). She also serves on the boards of the Michigan Opera Theatre and the College for Creative Studies, and is a trustee for the Parade Company, the non-profit organization responsible for the renowned America's Thanksgiving Parade and numerous other family-oriented events in Metropolitan Detroit.





# DON WADDELL

PRESIDENT / GENERAL MANAGER / ALTERNATE GOVERNOR

---

Don Waddell, 62, is in his third season as the Hurricanes' general manager and his seventh as the team's president. Waddell was named the ninth general manager in franchise history on May 8, 2018. Waddell has 40 years of experience in professional hockey as a player, coach, general manager, scout and business executive. As general manager, Waddell facilitates all of the team's hockey decisions and as president he oversees the business sides of the Carolina Hurricanes and PNC Arena.

In his first season as general manager in 2018-19, Waddell helped the Hurricanes reach the playoffs for the first time in 10 years. The team reached the Eastern Conference Final and Waddell was named one of three finalists for the 2018-19 NHL General Manager of the Year Award. Carolina has reached the postseason in each of Waddell's two seasons as general manager (2018-20).

Prior to joining the Hurricanes, Waddell spent three seasons as a consultant and professional scout with the Pittsburgh Penguins. Waddell was general manager of the Atlanta Thrashers from the team's founding in 1998, until 2010 when he took the role of team president. Waddell also served as executive vice president and co-chair of the executive committee of the Atlanta Spirit, the parent company of the Thrashers, the National Basketball Association's Atlanta Hawks and Philips Arena. He won the Stanley Cup as assistant general manager of the Detroit Red Wings in 1997-98.

Before becoming an NHL executive, Waddell helped build and guide two International Hockey League (IHL) franchises in San Diego (1990-95) and Orlando (1995-97) as those clubs' executive vice president and general manager. While in Orlando, he was vice president of RDV Sports and served on the executive committee that oversaw the NBA's Orlando Magic, the IHL's Orlando Solar Bears and the company's retail and aviation interests. Waddell was twice named IHL executive of the year (1992-93 and 1995-96).

Waddell played four seasons of Division I collegiate hockey from 1976-80 at Northern Michigan University where he majored in business management. He was drafted by the Los Angeles Kings in 1978, and spent three years with the organization. Waddell played more than nine seasons of professional hockey, spending the final years of his playing career as player/coach of the IHL's Flint Spirits. He also served as head coach of the San Diego Gulls in 1991-92, and was interim head coach of the Atlanta Thrashers on two occasions during his tenure with the club.

A native of Detroit, MI, Waddell has also served in several capacities with USA Hockey during the past five decades. In October 2013, he was named international consultant with a special focus on player identification and interface with the U.S. National Junior Team and USA Hockey's National Team Development Program. Waddell was the general manager for United States' teams at the 2006 Winter Olympic Games in Italy, and the 2001, 2002 and 2005 International Ice Hockey Federation (IIHF) Men's World Championships. As a player, he helped Team USA to the gold medal at the 1983 IIHF World Championship.

Don lives in Raleigh with his wife, Cheryl. Their daughter, Chelsea, and son-in-law, Zach, live in Duluth, Ga., with their son, Noah, and daughter, Sophie.



# JEFF VANDERBILT

CHIEF FINANCIAL OFFICER

---

Jeff Vanderbilt is in his third season as the Hurricanes' chief financial officer. As chief financial officer, Vanderbilt oversees all financial and human resource areas of the Hurricanes and PNC Arena. In conjunction to his role with the Hurricanes, Vanderbilt serves as chief financial officer of Employer Direct Healthcare and Dundon Capital Partners.

Vanderbilt began his career with KPMG in Dallas, where he served as Director of U.S. Capital Markets Group and Financial Due Diligence. More recently, he served as Senior Vice President, Controller at Santander Consumer USA. He earned his bachelor's and master's in accounting from Baylor University and is a certified public accountant.

Vanderbilt serves as a board member for The Senior Source, a Dallas-area nonprofit organization serving older adults and their loved ones. Vanderbilt resides in Dallas with his wife, Amy. They have two children: a son, Grady, and daughter, Briarly.



# DAVIN OLSEN

EXECUTIVE VICE PRESIDENT / GENERAL MANAGER, PNC ARENA

---

Davin Olsen is in his 24th year with the franchise. Olsen oversees the daily operations and functions held at PNC Arena. He contracts, schedules and coordinates all logistical and technical aspects of events that take place at the arena.

Prior to joining the Hurricanes, Olsen served as the director of recreational facilities at the University of North Carolina at Charlotte. With more than 30 years of experience in arena management, Olsen has also administered Germain Arena, Compuware Arena, the New Haven Coliseum, the Hartford Civic Center and UNC-Charlotte.

Olsen and his wife, Marci, reside in Apex. He has two sons, Davin and Jason.



## ERIC TULSKY

### ASSISTANT GENERAL MANAGER

---

Eric Tulsy is in his seventh season with the Hurricanes and his first as assistant general manager. As assistant general manager, Tulsy assists in all hockey-related matters while also overseeing the team's hockey information department. Tulsy previously served as vice president of hockey management and strategy.

Tulsy has been publishing his advanced hockey statistical analysis since 2011, when he began writing for [BroadstreetHockey.com](#). He also contributed to [NHLNumbers.com](#) prior to launching his own website, [OutNumbered](#), through [SBNation](#). Tulsy has been a featured panelist for MIT's annual Sports Analytics Conference and his hockey analysis work has also been published in [The Washington Post](#) and [fivethirtyeight.com](#).

A Philadelphia, Pa., native, Tulsy holds a B.A. in chemistry and physics from Harvard University and a Ph.D. in chemistry from UC-Berkeley. He also conducted a two-year, post-doctoral study at the Naval Research Lab in Washington, D.C., and worked in nanotechnology for 12 years. Tulsy's research has helped enable unique nanotechnology solutions to problems in DNA sequencing, solar energy, displays and energy storage, and he holds 17 U.S. patents.

Eric and his wife, Karen, live in Chapel Hill with their son, Seth.



## DARREN YORKE

### ASSISTANT GENERAL MANAGER

---

Darren Yorke is in his 12th season with the Hurricanes, and his first as assistant general manager. As assistant general manager, Yorke is involved in all player personnel decisions, oversees amateur scouting and player development, and is responsible for the team's draft. Yorke previously served as the team's director of player personnel.

Yorke first joined the organization in 2009 as video scout, using television broadcasts of professional and amateur games to assist management in personnel decisions and filing reports on players similar to the team's field scouts. Prior to being named director of player personnel, Yorke served as manager of scouting.

A native of Milton, Ont., Yorke graduated with honors from Brock University in 2008 with a degree in sports management. Prior to joining the Hurricanes, he interned and worked for the Buffalo Sabres for two seasons. Yorke also spent one year with Canadian sports network TSN.

Darren and his fiancée, Chandler, live in Raleigh.



## AARON SCHWARTZ

### DIRECTOR OF HOCKEY OPERATIONS

---

Aaron Schwartz is in his first season with the Hurricanes as director of hockey operations. As director of hockey operations, Schwartz's responsibilities include player contract negotiations, collective bargaining agreement/salary cap compliance, and other hockey-related matters.

Schwartz has gained experience in hockey as a player, agent and attorney. He joined the Hurricanes from the Seiden Law Group in Chicago, Ill., where he served as an associate attorney for two years. Schwartz previously worked in hockey operations with the Montreal Canadiens and Washington Capitals and worked as an agent with Alterno Management in Stockholm, Sweden, for three years.

Schwartz played three years of collegiate hockey at DePaul University before playing professionally for five seasons. Following his playing career, the Deerfield, Ill., native earned his law degree from UIC John Marshall Law School.





# SERGEI SAMSONOV

## FORWARDS DEVELOPMENT

---

Sergei Samsonov is in his seventh year of working in the Carolina Hurricanes hockey operations department and his fourth year in forwards development. Samsonov played for 13 NHL seasons before joining the Hurricanes as an amateur scout in September 2014.

A first-round selection, eighth overall, of the Boston Bruins in the 1997 NHL Entry Draft, Samsonov totaled 235 goals and 336 assists (571 points) in 888 career games with the Bruins, Edmonton Oilers, Montreal Canadiens, Chicago Blackhawks, Hurricanes and Florida Panthers. The Moscow native captured the Calder Trophy as the league's top rookie in 1997-98, after tallying 47 points (22g, 25a) in his first NHL season, and played in the 2001 NHL All-Star Game. Samsonov was acquired by the Hurricanes in January 2008, and totaled 54 goals and 81 assists (135 points) in 249 regular-season games with Carolina. Internationally, Samsonov represented Russia at the 1996 and 1997 World Junior Championships, the 2002 Winter Olympic Games and the 2004 World Cup of Hockey.

Sergei and his wife, Meghan, have two daughters, Natasha and Anya.



# TIM GLEASON

## DEFENSEMEN DEVELOPMENT

---

Tim Gleason is in his third season with the Hurricanes in defensemen development. Gleason is responsible for working with all defensemen in the Hurricanes system, including drafted players in the Canadian major-junior hockey leagues, college, ECHL and American Hockey League (AHL).

Originally drafted by the Ottawa Senators in the first round, 23rd overall, in the 2001 NHL Entry Draft, Gleason played 727 career NHL games with Los Angeles, Carolina, Toronto and Washington, totaling 142 points (17g, 125a) and 701 penalty minutes. Acquired by the Hurricanes in Sept. 2006, he went on to play 546 regular-season games for the franchise and ranks seventh in the team's North Carolina history (since 1997) in games played. Gleason also appeared in 19 Stanley Cup playoff games for the Hurricanes, and scored the overtime, game-winning goal in Game 2 of the 2009 Eastern Conference Quarterfinals against the Devils.

A native of Clawson, Mich., Gleason represented the United States in a number of international competitions, winning silver at the 2010 Winter Olympic Games in Vancouver. He also played for Team USA at the 2008 IIHF World Championship and the 2001 and 2003 World Junior Championships.



# JASON MUZZATTI

## GOALTENDER DEVELOPMENT COACH

---

Jason Muzzatti, 51, is in his second season with the Hurricanes and his first as the team's goaltender development coach. Muzzatti is responsible for working with all goaltenders in the Hurricanes' minor-league system, including drafted players in the Canadian major-junior hockey leagues, ECHL and American Hockey League (AHL). He previously served as the Hurricanes' goaltending coach during the 2019-20 season.

Prior to joining the Hurricanes, Muzzatti spent four seasons as goaltending coach for his alma mater, Michigan State University. Previously, the Toronto, Ont., native coached for two seasons in the International Hockey League (IHL), serving as assistant coach and then head coach for the Flint Generals. In 2009-10, he led the Generals to the IHL Finals, earning league coach of the year honors.

Muzzatti also cofounded the highly-successful "Just Goalies" camps in 1999, and continues to operate the camps in East Lansing, Mich., and Indianapolis, Ind.

Selected by the Calgary Flames in the first round, 21st overall, of the 1988 NHL Draft, Muzzatti played 16 seasons of professional hockey in the NHL, IHL, American Hockey League (AHL) and European leagues in Germany, Finland and Italy. He appeared in 61 career NHL games with Calgary, Hartford, San Jose and the New York Rangers, posting an 18-15-6 record with a 3.34 goals-against average. Prior to turning professional, he established himself as one of the greatest netminders in Michigan State history, helping the Spartans to two CCHA championships, three NCAA tournament appearances and a Frozen Four, and ranking second in school history in wins (83). Muzzatti was teammates with current Hurricanes head coach Rod Brind'Amour during the 1988-89 season at Michigan State.

# HOCKEY OPERATIONS



**ROB  
BEATTY**  
AMATEUR SCOUT



**MARK  
CRAIG**  
PRO SCOUT



**MARGARET  
CUNIFF**  
DATA SCIENTIST



**DANIEL  
EKLUND**  
AMATEUR SCOUT



**DON  
ELLAND**  
AMATEUR SCOUT



**ERIC  
FINK**  
AMATEUR SCOUT



**PETER  
HARROLD**  
SKILLS DEVELOPMENT



**KEVIN  
KAN**  
SENIOR HOCKEY  
OPERATIONS DEVELOPER




**BOB  
LUCCINI**  
AMATEUR SCOUT



**JOBY  
MESSIER**  
AMATEUR SCOUT



**JOKKE  
NEVALAINEN**  
AMATEUR SCOUT



**CODY  
NICKOLET**  
AMATEUR SCOUT



**OLEG  
SMIRNOV**  
AMATEUR SCOUT



**VILLE  
VIRTA**  
AMATEUR SCOUT



**MATT  
WALTER**  
DATA ENGINEER



# ROD BRIND'AMOUR

## HEAD COACH

Rod Brind'Amour, 50, is the 14th person to serve as head coach in franchise history, and the fifth since the team's arrival in North Carolina in 1997. Born in Ottawa and raised in Campbell River, B.C., he served as an assistant coach with the Hurricanes for seven seasons from 2011-18 after working for the team in player development roles from 2010-12.

In his first season as head coach, Brind'Amour led the Hurricanes to a 46-29-7 record (99 points) as the team reached the playoffs for the first time in 10 years. He became the fastest coach in franchise history to reach 20, 30 and 40 wins, and he earned the most wins (46) and points (99) for a first-year head coach in franchise history. Brind'Amour led the Hurricanes to the Eastern Conference Final during the 2019 Stanley Cup Playoffs, marking the team's fourth appearance in the Conference Final in franchise history. Carolina knocked off the defending Stanley Cup Champion Washington Capitals in the First Round, defeating the Capitals in double overtime of Game 7, before sweeping the New York Islanders in four games in the Second Round.

Brind'Amour again led the Hurricanes to the playoffs in 2019-20, becoming the second head coach in franchise history to lead the Hurricanes/Whalers to the postseason in each of his first two seasons (Rick Ley: 1989-91). The Hurricanes swept the New York Rangers in three games in the Qualifying Round, marking the first time the team has won a postseason round in consecutive seasons in franchise history. Carolina registered a 38-25-5 record (81 points) in the pandemic-shortened season (68 games), posting the fourth-highest point percentage (.596) in a season in franchise history.

The Hurricanes won the Central Division with a 36-12-8 record under Brind'Amour in 2020-21, earning the franchise's fifth division title and first since 2005-06. Carolina's .714 points percentage marked the highest points percentage in a season in franchise history, Brind'Amour earned his 100th career win as a head coach on March 4 vs. Detroit, becoming the fastest head coach in franchise history to earn 100 wins and tying Toe Blake (Montreal) as the 12th-fastest head coach in NHL history to reach the milestone. He coached his 200th game behind the Hurricanes bench in a 3-1 win against the Red Wings on April 29. Brind'Amour is the only head coach in franchise history to lead the Hurricanes/Whalers to a playoff berth in each of his first three seasons.

Brind'Amour officially retired as a player on June 30, 2010, following a career of more than 20 NHL seasons. Originally drafted by the St. Louis Blues in the first round, ninth overall, in the 1988 NHL Entry Draft, Brind'Amour completed his career ranked 16th in NHL history in games played (1,484), 44th in assists (732), 46th in points (1,184) and 54th in goals (452), in 21 seasons with St. Louis, Philadelphia and Carolina. The Ottawa, Ont., native debuted with the Blues during the 1989 Stanley Cup Playoffs after completing one season at Michigan State, and scored a goal on his first NHL shot against the Minnesota North Stars. He was named to the NHL's All-Rookie Team in 1990, after scoring 61 points (26g, 35a) in 79 games for St. Louis, and played in the NHL All-Star Game while a member of the Flyers in 1992. Brind'Amour represented Canada in the 1998 Winter Olympics in Nagano, Japan, as well as the 1996 World Cup of Hockey, and won back-to-back Frank J. Selke trophies as the NHL's top defensive forward in 2005-06 and 2006-07, as a member of the Hurricanes.

Brind'Amour played in 159 career Stanley Cup Playoff games, totaling 51 goals and 60 assists (111 points). He participated in the Stanley Cup Final three times, reaching the Final in 1997 with Philadelphia, and in 2002 and 2006 with Carolina, captaining the Hurricanes to the 2006 Stanley Cup championship. Acquired by the Hurricanes from the Philadelphia Flyers on Jan. 23, 2000, Brind'Amour ranks second in career points for the Hurricanes since the team's relocation to North Carolina, notching 473 points in 694 games played. He also ranks second in assists (299), second in shorthanded goals (10), fourth in goals (174) and third in power-play goals (60) in the team's North Carolina history. Brind'Amour ranks third in franchise history (including Hartford) in assists (299), fourth in points (473) and fifth in games played (694). Named the Hurricanes' captain prior to the 2005-06 season, Brind'Amour netted 31 goals and earned 39 assists (70 points) that season to lead the team to a franchise-record 52 regular-season wins. His league-leading 12 playoff goals during the team's Stanley Cup run also set a franchise record.

Rod and his wife, Amy, live in Raleigh. He has a daughter, Briley, and three sons, Skyler, Reece and Brooks.





## JEFF DANIELS

### ASSISTANT COACH

---

Jeff Daniels, 52, is in his 24th season with the Hurricanes organization and his third as assistant coach under Head Coach Rod Brind'Amour. This marks Daniels' seventh season as an assistant coach for the Hurricanes, having previously served as assistant coach from 2003-08.

Daniels has served in a variety of roles for the Hurricanes, including one season as manager of pro scouting (2017-18) and two seasons as a pro scout (2015-17). He also served as head coach of the team's top minor-league affiliates from 2008-15, posting a career AHL record of 268-225-51 in seven seasons with Albany and Charlotte. In his previous stint as an assistant coach with the Hurricanes, the Oshawa, Ont., native helped guide the team to a Stanley Cup championship in 2006. He also spent time in a player development role for the organization immediately following his retirement as a player in Nov. 2003.

Selected by the Pittsburgh Penguins in the sixth round, 109th overall, of the 1986 NHL Entry Draft, Daniels played 425 NHL games with Pittsburgh, Hartford, Carolina, Florida and Nashville, winning a Stanley Cup title with the Penguins in 1992 and helping the Hurricanes reach the Stanley Cup Final in 2002.

Jeff and his wife, Jennifer, live in Morrisville, N.C., and have a daughter named Jordan.



## DEAN CHYNOWETH

### ASSISTANT COACH

---

Dean Chynoweth, 52, is in his third season as an assistant coach for the Hurricanes. It marks his sixth season as an NHL assistant coach, having previously served as an assistant for the New York Islanders from 2009-12.

Prior to joining the Hurricanes, Chynoweth served as associate coach with the Vancouver Giants of the Western Hockey League (WHL). He also served as head coach of the Colorado Avalanche's American Hockey League (AHL) affiliates in Cleveland and San Antonio from 2012-16, the WHL's Swift Current Broncos from 2004-09, and the WHL's Seattle Thunderbirds from 2000-04.

The Calgary, Alta., native was drafted by the New York Islanders in the first round, 13th overall, in the 1987 NHL Draft. Chynoweth recorded 22 points (4g, 18a) in 241 career NHL games with the NY Islanders and Boston. He also appeared in 209 AHL games with Springfield, Capital District and Providence, earning 40 points (10g, 30a).

Dean and his wife, Rebecca, have a daughter named Stella.



## PAUL SCHONFELDER

### GOALTENDING COACH

---

Paul Schonfelder, 40, is in his third season with the Carolina Hurricanes and first as goaltending coach. Schonfelder spent the previous two seasons as minor league goalie consultant, where he worked with all goaltenders in the Hurricanes' minor-league system, including drafted players in the Canadian major-junior hockey leagues, ECHL and American Hockey League (AHL).

Prior to joining the Hurricanes, Schonfelder spent three seasons as the goalie coach for the Ottawa 67's of the Ontario Hockey League (OHL). He's also gained experience working with netminders at St. Lawrence University, Ottawa University and the Kanata Stallions of the Central Canada Hockey League (CCHL).

The Stoney Creek, Ont., native has worked as a goalie coach for Hockey Canada, winning a gold medal at the 2017 Ivan Hlinka Memorial Cup and with Canada's 2015 U17 national team. He also spent a year with Japan's men's and women's national teams.

As a player, Schonfelder spent time with the OHL's Ottawa 67's and Sudbury Wolves, and was part of the 67's Memorial Cup-winning team in 1999. He played professionally in the Central Hockey League (CHL), United Hockey League (UHL) and Southern Professional Hockey League (SPHL), including with the Cape Fear Fire Antz.



# CHRIS HUFFINE

## VIDEO COACH

---

Chris Huffine is in his 21st season as the team's full-time video coach. Prior to joining the team full time, he spent two seasons as a part-time video coordinator with the club, handling video breakdown during home games in Greensboro and taping future opponents during the 1997-98 and 1998-99 seasons.

Huffine is responsible for all pre-scouting of future opponents. He works closely with the coaching staff, preparing scouting reports for individual players as well as the team. His work includes breaking down the other teams' systems and tendencies, including forecheck, power plays and penalty kills, and putting together meetings for the coaches to inform the players. In addition to preparing for the opponent, he also breaks down games as they happen on a laptop editing system so that coaches and players have access to the information immediately during and after the game.

Before joining the Hurricanes, Huffine served as the video coordinator for the Greensboro Monarchs for five seasons. In addition to being a member of the 2005-06 Stanley Cup Champions, he was also chosen to represent USA Hockey as the video coach for the 2006 Men's Olympic Team in Turin, Italy.

Chris and his wife, Heather, reside in Raleigh, with their sons, Samuel and Jacob.



# TRACE LINTON

## VIDEO SCOUTING COORDINATOR

---

Trace Linton is in his fourth season with the Carolina Hurricanes as Video Scouting Coordinator.

Prior to joining the Hurricanes, Linton gained NHL experience with the Columbus Blue Jackets working as a hockey operations intern and video scout. Additionally, Linton gained experience while interning with the ECHL's Cincinnati Cyclones and University of Cincinnati Men's ice hockey team.

Linton attended the University of Cincinnati and majored in Sport Administration. Trace and his fiancée, Jenna, live in Raleigh.



## DOUG BENNETT

### HEAD ATHLETIC TRAINER

---

Doug Bennett is in his 11th season with the Carolina Hurricanes, and his fourth as head athletic trainer. As head athletic trainer, Bennett is responsible for the design and implementation of injury prevention strategies, the evaluation and treatment of medical issues and the rehabilitation of injuries. Bennett works closely with the Hurricanes' team physicians and strength and conditioning coach to ensure the safety and well-being of the Hurricanes' players at all times.

Bennett served as the team's assistant athletic trainer for seven seasons, from 2010-17, before being promoted to head athletic trainer. Prior to joining the Hurricanes full time, he gained experience working with athletes at both the professional and collegiate levels.

He served in the athletic department at the University of North Carolina at Chapel Hill, while also assisting the Hurricanes as an intern/gameday athletic trainer during the 2009-10 season. A native of Johnstown, Pa., Bennett spent one season as the head athletic trainer for the Johnstown Chiefs (ECHL) in 2004-05. He also gained experience in the National Football League, working with the Seattle Seahawks in 2003, and the Philadelphia Eagles in 2006. Bennett spent one year as the assistant athletic trainer at Penn State University, working with the football program.

Bennett is a Certified Athletic Trainer, a Certified Strength and Conditioning Specialist (CSCS) and a Performance Enhancement Specialist (PES). He is also a member of the National Athletic Trainers Association (NATA) and the Professional Hockey Athletic Trainers Society (PHATS). In 2007, he earned his Master's degree in Exercise and Sport Science with an emphasis in Athletic Training from the University of North Carolina at Chapel Hill. Bennett earned his undergraduate degree in Kinesiology from Penn State University in 2004.

Doug and his wife, Shelley, live in Raleigh and have two children, Sunny and Carter. They are active at Good Shepherd Lutheran Church and enjoy volunteering for the non-profit Family Promise.



## BILL BURNISTON

### HEAD STRENGTH AND CONDITIONING COACH

---

Bill Burniston is in his fifth season with the Hurricanes full time, and his fourth as head strength and conditioning coach. Burniston served as assistant strength coach and fascial stretch therapist in 2016-17, after working for the Hurricanes on a part-time basis from 2013-16.

Burniston has more than 25 years of experience in the areas of injury prevention and athletic enhancement. In addition to his work with the Hurricanes, the New Jersey native has also served as the strength and conditioning coach for USA Baseball's collegiate national team. He is one of the founding partners of The Performance Academy in Apex, N.C., a facility dedicated to the strength and conditioning of athletes. Burniston received his B.S. in education from Indiana University of Pennsylvania, where he worked with the school's

sports medicine team. He earned his Master's degree from Seton Hall University. Burniston is a Certified Athletic Trainer (ATC) by the National Athletic Trainer Association (NATA) as well as a Certified Strength and Conditioning Specialist (CSCS) by the National Strength and Conditioning Association. His certifications also include Performance Enhancement Specialist (PES) from the National Academy of Sports Medicine and Flexibility Specialist (Level 3 Medical) from the Stretch to Win Institute.

Bill and his wife, Denise, reside in Holly Springs, N.C., and have three children: Dan, Bree and Joey.



## MATT AIELLO

### ASSISTANT ATHLETIC TRAINER

---

Matt Aiello is in his first season as assistant athletic trainer for the Carolina Hurricanes, after serving as the head athletic trainer for the Charlotte Checkers of the American Hockey League (AHL) for the 2019-20 season.

Aiello joined Charlotte after spending the 2018-19 season as an assistant athletic trainer with the Hartford Wolf Pack (AHL). Prior to that, he spent two seasons as the head athletic trainer for the ECHL's Greenville Swamp Rabbits, earning the ECHL Athletic Trainer of the Year Award in 2017-18.

An Illinois native, Aiello served as the head athletic trainer for five seasons in Bloomington with the USHL's Thunder (2014-16), the SPHL's Thunder (2013-14) and the CHL's Blaze (2011-13).



## MIKE MARESCA

### MASSAGE THERAPIST

---

Mike Maresca is in his first season with the Carolina Hurricanes as massage therapist.

Prior to joining the Hurricanes, Maresca served as massage therapist for the Syracuse Crunch of the American Hockey League (AHL) during the 2019-20 season. Maresca also gained experience at The Spa at 500, Art of Massage, New York Spine and Wellness and Massage Envy.

Maresca graduated from Coker College in 2014 with a Bachelor of Arts in physical education and earned his certification in Therapeutic Massage and Hydrotherapy from the Finger Lakes School of Massage in 2016.

Mike and his wife, Nicole, live in Raleigh.



# BOB GORMAN

## EQUIPMENT MANAGER

---

Bob Gorman is in his 34th year with the franchise as an equipment manager. Gorman first joined the organization's equipment staff in 1976 and worked with the team until the 1981-82 season, when he left the team to pursue other career interests.

In his time away from the team, Gorman spent one year with Enterprise Radio and 11 years as a sales representative for the Spear-Newman Company. He returned to the club in 1993 and has served in his current capacity since then. During his tenure with the Hurricanes, Gorman has been part of three division championship teams (1999, 2002, 2006), two conference championship teams (2002, 2006) and one Stanley Cup Championship team (2006). He worked his 2,000th regular season game in professional hockey on Dec. 7, 2016. Gorman has also been selected to work two NHL All-Star Games: 2004 in Minnesota and 2011 in Raleigh. He is a member

of the Society of Professional Hockey Equipment Managers.

In 2002, Gorman, who has been responsible for several successful charitable events in the area benefiting families in need, was recognized by the City of Raleigh's City Council and Mayor Charles Meeker for Outstanding Community Service. Gorman attended Central Connecticut State University and completed his B.S. in Business from Charter Oak State College, and earned a Master's Degree in Sport Management from the United States Sports Academy.

Bob and his wife, Carla, reside in Raleigh.



# JORGE ALVES

## EQUIPMENT MANAGER

---

Jorge Alves is in his ninth season as a full-time equipment manager for the Carolina Hurricanes, after serving as assistant equipment manager for seven years.

The Stoughton, Mass., native attended North Carolina State University from 2002-04 after serving in the United States Marine Corps for four years from 1997-01. While at NCSU, Alves was the starting goaltender for the Wolfpack's club hockey team.

After graduation, he served professional stints in the ECHL with South Carolina, Greenville, Charlotte and Pensacola, and in the SPHL with Asheville. Alves filled in as a practice goalie for the Hurricanes throughout his time as assistant equipment manager, and he made his NHL debut serving as the Hurricanes' emergency goaltender against the Tampa Bay Lightning on

December 31, 2016, playing the final 7.6 seconds of the third period.

Jorge and his wife, Amanda, have two children: Madison and Jaxon.



# DAVE PAUL

## EQUIPMENT MANAGER

---

Dave Paul is in his ninth season with the Hurricanes and first as equipment manager. Paul served as assistant equipment manager on a part-time basis from 2012-20.

Prior to joining the Hurricanes, Paul gained experience as assistant equipment manager for the American Hockey League's (AHL) Charlotte Checkers from 2010-12. He also worked as a visiting locker room attendant at PNC Arena for two seasons from 2008-10.

The Burlington, Vt., native began his career in the Southern Professional Hockey League (SPHL), serving as the head equipment manager for the Huntsville Havoc in 2006-07 and Jacksonville Barracuda in 2007-08.

Dave and his wife, Amy, live in Zebulon, N.C.

# TEAM DOCTORS

---



**DR. JOE  
BARKER**  
ORTHOPEDIC PHYSICIAN



**DR. JOSH  
BLOOM**  
HEAD MEDICAL PHYSICIAN



**DR. DEAN  
DORNIC**  
TEAM OPHTHALMOLOGIST



**DR. MARTY  
ISELL**  
HEAD ORTHOPEDIC  
PHYSICIAN



**DR. TOM  
LONG**  
TEAM DENTIST



**DR. JAMES  
SMITH**  
TEAM DENTIST



**DR. JAY  
STEVENS**  
MEDICAL PHYSICIAN



**RALEIGH EMERGENCY  
MEDICINE ASSOCIATES**  
EMERGENCY PHYSICIANS





# MIKE SUNDHEIM

## VICE PRESIDENT OF COMMUNICATIONS AND TEAM SERVICES

---

Mike Sundheim is in his 23rd year with the Carolina Hurricanes communications department, and his 18th year heading the department. In July 2014, he was promoted to vice president of communications and team services, taking on travel and team services responsibilities in addition to his long-time media relations role. Sundheim helped lead the Hurricanes to the 2019-20 Dick Dillman Award, presented annually by the Professional Hockey Writers Association (PHWA) to honor the work of outstanding NHL public relations staffs in each conference.

A 2000 graduate of the University of North Carolina's School of Journalism and Mass Communication, Sundheim is responsible for the promotion of the team and its players in the local and national media, and serves as the Hurricanes' primary media contact and spokesperson. He is also responsible for team publications, including media guides and press releases, as well as managing the team's communications budget and staff. In 2017, he assumed additional duties coordinating the team's broadcasting efforts: serving as the primary contact for the team's affiliates, assisting in personnel decisions and developing the Hurricanes' broadcasts on television and radio.

Along with his communications role, Sundheim works with plane, bus and hotel companies to make the Hurricanes' travel arrangements and manages player community and corporate appearances and events throughout the year. He also remains active with the team's digital content efforts, contributing regularly to the team's website and helping to establish and develop the team's original Facebook and Twitter accounts.

Prior to joining the Hurricanes full-time in 2000, Sundheim spent two seasons as an intern in the team's media relations department, beginning with the 1998-99 campaign. Originally from Somerville, N.J., he also gained experience as an assistant sports editor for UNC's student newspaper, The Daily Tar Heel, a student assistant in the UNC sports information department and a summer intern for the New Jersey Red Dogs of the Arena Football League (AFL).

Sundheim completed a master's degree in Sport Management from North Carolina State University in 2015, and has served as an adjunct professor at UNC's School of Journalism and Mass Communication, teaching a course in "Sports Publicity." Mike and his wife, Leah, reside in Raleigh and have three children: Franklin, Charlie and Eve.



# MIKE BROWN

## MANAGER OF COMMUNICATIONS

---

Mike Brown is in his 11th NHL season and his third with the Carolina Hurricanes communications department. Brown is responsible for promoting the team with local and national media outlets, serves as a media contact for players and staff, and is responsible for team publications, including the media guide, news releases and the team's media site. He previously served as the team's communications and hockey operations coordinator for two seasons (2018-20).

Prior to joining the Hurricanes, Brown spent eight seasons with the Boston Bruins as a member of the communications game night staff and served as a communications intern during the team's Stanley Cup run in 2010-11. He also gained experience working for the New England Sports Network, Hockey East Association and Northeastern University's athletic department.

A native of South Berwick, Maine, Brown graduated from Northeastern University's School of Journalism in 2013. Mike lives in Raleigh.



# DAVID PIPER

## COMMUNICATIONS COORDINATOR

---

David Piper is in his third year with the Carolina Hurricanes communications department and his first as communications coordinator. Piper produces the team's game notes, game previews, line charts, news releases and other communications materials. He is the team's primary contact for game credentials and also assists in the promotion of the team in local and national media outlets. Piper first worked for the Hurricanes as a media relations intern during the 2018-19 and 2019-20 seasons.

A native of Wilson, N.C., Piper is a graduate from the University of North Carolina at Chapel Hill's Hussman School of Journalism and Media. While in school, he gained experience with FOX Sports, the Premier Lacrosse League and worked as a recruiting assistant for UNC's football program.



## MIKE MANISCALCO

### TELEVISION PLAY-BY-PLAY ANNOUNCER

---

Mike Maniscalco is in his fifth season with the Hurricanes and first as the team's television play-by-play announcer. Maniscalco previously served as the team's television and web host, where he served as host of Hurricanes LIVE prior to all of the team's games on FOX Sports Carolinas and Southeast, as well as hosting and producing video content for CarolinaHurricanes.com.

Maniscalco is a 10-year veteran of sports media in the Triangle, and hosted the popular pre- and postgame shows surrounding the Hurricanes' radio broadcasts from 2007-16. He also serves as host of the Canes Corner radio show, an on-location, hour-long interview show that helps connect members of the Hurricanes organization and the team's fans.

Prior to relocating to Raleigh, Maniscalco was the afternoon drive host at WRNL in Richmond, Va., from 2001-07. He began his broadcasting career in his hometown of Buffalo, N.Y., serving as an on-air host and assistant production director at WGR 550, from 1996-01. Maniscalco most recently worked as an on-air personality and coordinating producer for IMG College Sports. He is a 1997 graduate of Buffalo State College.

Mike and his wife, Kristen, reside in Raleigh.



## TRIPP TRACY

### TELEVISION ANALYST

---

Tripp Tracy is in his 22nd season as the Hurricanes' television analyst, serving alongside Mike Maniscalco on all team broadcasts. In addition to his work on Fox Sports Carolinas, Tracy also broadcasted playoff games for NBC Sports Network during the 2014 Stanley Cup Playoffs.

A former goaltender, Tracy was originally drafted by the Philadelphia Flyers in the 1993 NHL Entry Draft. After completing four seasons at Harvard University, Tracy signed a free agent contract with the Hurricanes in August 1996. He spent two seasons in the organization, playing for Richmond (ECHL), Springfield (AHL), New Haven (AHL) and Carolina (NHL). Tracy retired from his playing career in 1998 and accepted a position at CNN before returning to the organization for the 1998-99 season.

Tripp lives in Raleigh and is involved in several charitable organizations in the Triangle, including the St. Baldrick's Foundation. He also serves on the board for Children's Charities at Adios and has participated in several Hurricanes Alumni events, including the 2012, 2013 and 2014 Alumni Fantasy games.



## ABBY LABAR

### TELEVISION REPORTER

---

Abby Labar is in her fourth season with the Hurricanes and first as the team's FOX Sports Carolinas reporter. In addition to her role as reporter, Labar will serve as the host of FOX Sports Carolinas' pre- and postgame flagship show, Hurricanes LIVE.

Labar first joined the organization as in-game host in 2017. In addition to hosting the team's pre- and postgame shows on FOX Sports Carolinas during the 2020 Stanley Cup playoffs, Labar has gained on-air experience covering ACC football for FOX Sports South and regional sports networks nationwide.

Prior to joining the Hurricanes, the Denver, N.C., native served as digital media reporter for PackPride, a syndicated publication of 24/7 Sports focused on NC State athletics. A 2017 graduate of NC State, Labar worked as an intern in the Wolfpack athletic department as an undergrad, as well as covering baseball in the Coastal Plain League and serving as the inaugural Jim Connors Memorial Intern at Spectrum News.



**37** ANDREI  
SVECHNIKOV

# PLAYERS

---

2020-21 Team Roster with Stats, Records and Career Highlights

---

# 2020-21 ROSTER

## BY NUMBER

NO.	PLAYER	POS.	HT.	WT.	S/C	BIRTHPLACE	BIRTHDATE	HOW ACQUIRED
11	STAAL, Jordan	C	6'4"	220	Left	Thunder Bay, Ont.	9/10/1988	Trade w/ PIT (6/12)
13	FOEGELE, Warren	LW	6'2"	198	Left	Markham, Ont.	4/1/1996	Draft '14 (3-67)
16	TROCHECK, Vincent	C	5'10"	186	Right	Pittsburgh, Pa.	7/11/1993	Trade w/ FLA (2/20)
18	PAQUETTE, Cedric	C	6'0"	204	Left	Gaspe, Que.	8/13/1993	Trade w/ OTT (2/21)
19	HAMILTON, Dougie	D	6'6"	227	Right	Toronto, Ont.	6/17/1993	Trade w/ CGY (6/18)
20	AHO, Sebastian	C	6'0"	173	Left	Rauma, Finland	7/26/1997	Draft '15 (2-35)
21	NIEDERREITER, Nino	LW	6'2"	215	Left	Chur, Switzerland	9/8/1992	Trade w/ MIN (1/19)
22	PESCE, Brett	D	6'4"	201	Right	Tarrytown, N.Y.	11/15/1994	Draft '13 (3-66)
23	McGINN, Brock	LW/RW	6'0"	184	Left	Fergus, Ont.	2/2/1994	Draft '12 (2-47)
24	BEAN, Jake	D	6'1"	189	Left	Calgary, Alta.	6/9/1998	Draft '16 (1-13)
28	McCORMICK, Max	LW	6'0"	183	Left	De Pere, Wis.	5/1/1992	Free Agent (7/19)
29	SHORE, Drew	C	6'2"	209	Right	Denver, Colo.	1/29/1991	Free Agent (10/20)
33	RYAN, Joakim	D	5'11"	185	Left	Rumson, N.J.	6/17/1993	Free Agent (10/20)
34	MRAZEK, Petr	G	6'1"	191	Left	Ostrava, Czech Republic	2/14/1992	Free Agent (7/18)
37	SVECHNIKOV, Andrei	LW	6'2"	200	Left	Barnaul, Russia	3/26/2000	Draft '18 (1-2)
39	NEDELJKOVIC, Alex	G	6'0"	201	Left	Parma, Ohio	1/7/1996	Draft '14 (2-37)
41	REMPAL, Sheldon	RW	5'10"	165	Right	Calgary, Alta.	8/7/1995	Free Agent (10/20)
44	KEANE, Joey	D	6'0"	187	Right	Chicago, Ill.	7/2/1999	Trade w/ NYR (2/20)
47	REIMER, James	G	6'3"	213	Left	Morweena, Man.	3/15/1988	Trade w/ FLA (6/19)
48	MARTINOOK, Jordan	RW	6'1"	204	Left	Brandon, Man.	7/25/1992	Trade w/ ARI (5/18)
51	GARDINER, Jake	D	6'2"	195	Left	Minnetonka, Minn.	7/4/1990	Free Agent (9/19)
55	McKEOWN, Roland	D	6'1"	192	Right	Listowel, Ont.	1/20/1996	Trade w/ LA (2/15)
58	HAKANPAA, Jani	D	6'5"	218	Right	Kirkkonummi, Finland	3/31/1992	Trade w/ ANA (4/21)
67	GEEKIE, Morgan	C	6'2"	192	Right	Strathclair, Man.	7/20/1998	Draft '17 (3-67)
71	FAST, Jesper	RW	6'1"	191	Right	Nassjo, Sweden	12/2/1991	Free Agent (10/20)
74	SLAVIN, Jaccob	D	6'3"	213	Left	Erie, Colo.	5/1/1994	Draft '12 (4-120)
76	SKJEI, Brady	D	6'3"	210	Left	Lakeville, Minn.	3/26/1994	Trade w/ NYR (2/20)
78	LORENTZ, Steven	C/LW	6'4"	207	Left	Kitchener, Ont.	4/13/1996	Draft '15 (7-186)
86	TERAVAINEN, Teuvo	RW	5'11"	196	Left	Helsinki, Finland	9/11/1994	Trade w/ CHI (6/16)
88	NECAS, Martin	RW	6'3"	191	Right	Nove Mesto na Morave, Czech Rep.	1/15/1999	Draft '17 (1-12)

**BY NAME**

<b>NO.</b>	<b>PLAYER</b>	<b>POS.</b>	<b>HT.</b>	<b>WT.</b>	<b>S/C</b>	<b>BIRTHPLACE</b>	<b>BIRTHDATE</b>	<b>HOW ACQUIRED</b>
20	<b>AHO, Sebastian</b>	C	6'0"	173	Left	Rauma, Finland	7/26/1997	Draft '15 (2-35)
24	<b>BEAN, Jake</b>	D	6'1"	189	Left	Calgary, Alta.	6/9/1998	Draft '16 (1-13)
71	<b>FAST, Jesper</b>	RW	6'1"	191	Right	Nassjo, Sweden	12/2/1991	Free Agent (10/20)
13	<b>FOEGELE, Warren</b>	LW	6'2"	198	Left	Markham, Ont.	4/1/1996	Draft '14 (3-67)
51	<b>GARDINER, Jake</b>	D	6'2"	195	Left	Minnetonka, Minn.	7/4/1990	Free Agent (9/19)
67	<b>GEEKIE, Morgan</b>	C	6'2"	192	Right	Strathclair, Man.	7/20/1998	Draft '17 (3-67)
58	<b>HAKANPAA, Jani</b>	D	6'5"	218	Right	Kirkkonummi, Finland	3/31/1992	Trade w/ ANA (4/21)
19	<b>HAMILTON, Dougie</b>	D	6'6"	227	Right	Toronto, Ont.	6/17/1993	Trade w/ CGY (6/18)
44	<b>KEANE, Joey</b>	D	6'0"	187	Right	Chicago, Ill.	7/2/1999	Trade w/ NYR (2/20)
78	<b>LORENTZ, Steven</b>	C/LW	6'4"	207	Left	Chitchener, Ont.	4/13/1996	Draft '15 (7-186)
48	<b>MARTINOOK, Jordan</b>	RW	6'1"	204	Left	Brandon, Man.	7/25/1992	Trade w/ ARI (5/18)
28	<b>McCORMICK, Max</b>	LW	6'0"	183	Left	De Pere, Wis.	5/1/1992	Free Agent (7/19)
23	<b>McGINN, Brock</b>	LW/RW	6'0"	184	Left	Fergus, Ont.	2/2/1994	Draft '12 (2-47)
55	<b>McKEOWN, Roland</b>	D	6'1"	192	Right	Listowel, Ont.	1/20/1996	Trade w/ LA (2/15)
34	<b>MRAZEK, Petr</b>	G	6'1"	191	Left	Ostrava, Czech Republic	2/14/1992	Free Agent (7/18)
88	<b>NECAS, Martin</b>	RW	6'3"	191	Right	Nove Mesto na Morave, Czech Rep.	1/15/1999	Draft '17 (1-12)
39	<b>NEDELJKOVIC, Alex</b>	G	6'0"	201	Left	Parma, Ohio	1/7/1996	Draft '14 (2-37)
21	<b>NIEDERREITER, Nino</b>	LW	6'2"	215	Left	Chur, Switzerland	9/8/1992	Trade w/ MIN (1/19)
18	<b>PAQUETTE, Cedric</b>	C	6'0"	204	Left	Gaspe, Que.	8/13/1993	Trade w/ OTT (2/21)
22	<b>PESCE, Brett</b>	D	6'4"	201	Right	Tarrytown, N.Y.	11/15/1994	Draft '13 (3-66)
47	<b>REIMER, James</b>	G	6'3"	213	Left	Morweena, Man.	3/15/1988	Trade w/ FLA (6/19)
41	<b>REMPAL, Sheldon</b>	RW	5'10"	165	Right	Calgary, Alta.	8/7/1995	Free Agent (10/20)
33	<b>RYAN, Joakim</b>	D	5'11"	185	Left	Rumson, N.J.	6/17/1993	Free Agent (10/20)
29	<b>SHORE, Drew</b>	C	6'2"	209	Right	Denver, Colo.	1/29/1991	Free Agent (10/20)
76	<b>SKJEI, Brady</b>	D	6'3"	210	Left	Lakeville, Minn.	3/26/1994	Trade w/ NYR (2/20)
74	<b>SLAVIN, Jaccob</b>	D	6'3"	213	Left	Erie, Colo.	5/1/1994	Draft '12 (4-120)
11	<b>STAAL, Jordan</b>	C	6'4"	220	Left	Thunder Bay, Ont.	9/10/1988	Trade w/ PIT (6/12)
37	<b>SVECHNIKOV, Andrei</b>	LW	6'2"	200	Left	Barnaul, Russia	3/26/2000	Draft '18 (1-2)
86	<b>TERAVAINEN, Teuvo</b>	RW	5'11"	196	Left	Helsinki, Finland	9/11/1994	Trade w/ CHI (6/16)
16	<b>TROCHECK, Vincent</b>	C	5'10"	186	Right	Pittsburgh, Pa.	7/11/1993	Trade w/ FLA (2/20)



# SEBASTIAN AHO 20



Center • Shoots Left

Acquired: 2015 NHL Draft

6'0" • 173 lbs.

2020-21 Team: Carolina (NHL)

7/26/97 • Rauma, Finland

Drafted: Carolina 2015 (2-35)

## CAREER STATS

YEAR	TEAM	LEAGUE	REGULAR SEASON					PLAYOFFS				
			GP	G	A	P	PIM	GP	G	A	P	PIM
2012-13	Karpat Jr.	Finland-Jr.	5	2	2	4	0	5	0	1	1	2
2013-14	Karpat	Finland	3	0	1	1	0	-	-	-	-	-
	Karpat Jr.	Finland-Jr.	44	25	34	59	18	12	4	8	12	10
2014-15	Karpat	Finland	27	4	7	11	8	10	1	2	3	2
	Assat	Finland	3	0	2	2	0	-	-	-	-	-
	Karpat Jr.	Finland-Jr.	10	1	9	10	4	5	1	4	5	2
2015-16	Karpat	Finland	45	20	25	45	2	14	4	11	15	8
<b>2016-17</b>	<b>Carolina</b>	<b>NHL</b>	<b>82</b>	<b>24</b>	<b>25</b>	<b>49</b>	<b>26</b>	-	-	-	-	-
<b>2017-18</b>	<b>Carolina</b>	<b>NHL</b>	<b>78</b>	<b>29</b>	<b>36</b>	<b>65</b>	<b>24</b>	-	-	-	-	-
<b>2018-19</b>	<b>Carolina</b>	<b>NHL</b>	<b>82</b>	<b>30</b>	<b>53</b>	<b>83</b>	<b>26</b>	<b>15</b>	<b>5</b>	<b>7</b>	<b>12</b>	<b>2</b>
<b>2019-20</b>	<b>Carolina</b>	<b>NHL</b>	<b>68</b>	<b>38</b>	<b>28</b>	<b>66</b>	<b>26</b>	<b>8</b>	<b>3</b>	<b>9</b>	<b>12</b>	<b>4</b>
<b>2020-21</b>	<b>Carolina</b>	<b>NHL</b>	<b>56</b>	<b>24</b>	<b>33</b>	<b>57</b>	<b>32</b>	-	-	-	-	-
<b>Hurricanes/NHL Totals (5 seasons)</b>			<b>366</b>	<b>145</b>	<b>175</b>	<b>320</b>	<b>134</b>	<b>23</b>	<b>8</b>	<b>16</b>	<b>24</b>	<b>6</b>

June 27, 2015 — Selected by the Carolina Hurricanes in the 2015 NHL Draft. Second round, 35th overall.  
 June 13, 2016 — Signed a three-year, entry-level contract with the Carolina Hurricanes.

## HIGHLIGHTS

### NHL FIRSTS:

**Game:** 10/13/16; 5-4 L (OT) at WPG  
**Point:** 10/13/16; 5-4 L (OT) at WPG (assist)  
**Goal:** 11/12/16; 5-1 W vs. WSH (Grubauer)

### SHOOTOUTS:

16 attempts, 3 goals (18.8%)  
 1 game-deciding goal

### NHL HIGHS:

**Goals:** 3-4x (last: 5/3/21; 5-2 W vs. CHI)  
**Assists:** 3-2x (last: 4/6/21; 5-2 W vs. FLA)  
**Points:** 5 (12/7/19; 6-2 W vs. MIN)  
**Penalty Min:** 4-5x (last: 4/8/21; 3-0 W vs. FLA)  
**Goal Streak:** 6 (1/31/20-2/11/20; 7g, 3a)  
**Assist Streak:** 12\* (10/4/18-10/30/18; 4g, 13a)  
**Point Streak:** 14 (1/21/20-2/28/20; 12g, 9a)

\* Franchise record

## 2020-21 REGULAR SEASON


Is in his fifth NHL/Hurricanes season... Posted 57 points (24g, 33a) in 56 games... Selected by the Carolina chapter of the PHWA as the team's most valuable player for the fourth straight season... Led the team in goals and points for the fourth consecutive season and led the team in assists for the first time in his NHL/Hurricanes career... Became the first player to lead the Hurricanes in all three categories since Eric Staal in 2011-12... Joined Eric Staal as the second player in team history (since relocation) to average at least a point per game in multiple seasons... One of 20 NHL players to post over a point per game in 2020-21 (min. 20 GP) and one of 13 to register at least 20 goals and 30 assists... Became the second player in team history (since relocation) to earn at least 50 points in four of his first five NHL seasons... Led Carolina in shorthanded goals (3) and tied for the team lead in power-play goals (7)... Led the team in multi-point games (19), multi-assist games (7) and tied for the lead in multi-goal games (4)... Tallied two points (1g, 1a), including the game-winning goal, at NSH (1/18)... Recorded two assists vs. DAL (1/30)... Registered two points (1g, 1a) at CHI (2/4)... Tallied two points (1g, 1a) at DAL (2/11)... Recorded two points (1g, 1a) vs. CBJ (2/15)... Earned two points (1g, 1a) vs. TB (2/20)... Scored two goals at NSH (3/2)... Tallied two points (1g, 1a), including the shorthanded game-winning goal, vs. FLA (3/7)... Earned two points (1g, 1a) vs. NSH (3/9)... Scored two goals vs. CBJ (3/18)... Posted a three-game point streak from 3/14-3/18 (3g, 1a)... Tallied two assists at CBJ (3/22)... Scored the overtime game-winning goal at CBJ (3/25)... Registered two points (1g, 1a) vs. TB (3/27)... Posted a three-game

point streak from 3/22-3/25 (2g, 3a)... Played his 219th consecutive game vs. DAL (4/3), passing Pat Verbeek (2/27/92-3/22/95: 218 GP) for the fifth-longest ironman streak in franchise history (1/30/18-5/10/21)... Tied career high with three assists vs. FLA (4/6)... Scored the game-winning goal on the power play for his 300th NHL/Hurricanes point vs. FLA (4/8), requiring the fewest games (349) to reach the milestone in team history (since relocation) among players to debut with the Hurricanes... Scored a goal vs. DET (4/10)... Posted a three-game point streak from 4/6-4/10 (2g, 3a)... Earned an assist vs. NSH (4/17)... Tallied an assist at TB (4/20)... Scored two goals, including the game-winner, at FLA (4/22)... Recorded two assists at FLA (4/24)... Registered an assist at DAL (4/26)... Tallied three points (1g, 2a), including the game-winning goal, at DAL (4/27)... Recorded two assists vs. DET (4/29)... Named Central Division Star of the Month for April after earning 18 points (6g, 12a) in 16 games... Earned an assist vs. CBJ (5/1)... Scored fourth career hat trick vs. CHI (5/3), tying Jeff Skinner for third-most in team history and trailing only Ron Francis (5) for the most in franchise history before age 24... Registered two assists vs. CHI (5/4)... Posted a season-long, nine-game point streak from 4/20-5/4 (6g, 11a)... Wore an "A" with captain Jordan Staal out of the lineup at NSH (5/10)... **Longest goal streak:** 2 games-5x (last: 4/8-4/10: 2g)... **Longest assist streak:** 5 games (4/24-5/1: 8a)... **Longest point streak:** 9 games (4/20-5/4: 6g, 11a)... **Multi-goal games:** 4 (last: 5/3 vs. CHI: 3g)... **Multi-assist games:** 7 (last: 5/4 vs. CHI: 2a)... **Multi-point games:** 19 (last: 5/4 vs. CHI: 2a).

## PLAYOFF CAREER

**2019:** Posted 12 points (5g, 7a) in 15 playoff games... Led the Hurricanes in points and ranked tied for second in goals and assists during the postseason... Made his NHL playoff debut in Game 1 of the Eastern Conference First Round at WSH (4/11)... Scored his first playoff goal in Game 2 at WSH (4/13)... Earned his first playoff assist in Game 3 vs. WSH (4/15)... Scored a goal in Game 7 at WSH (4/24) as the Hurricanes eliminated the Capitals... Earned two points (1g, 1a) in Game 3 of the Eastern Conference Second Round vs. NYI (5/1), marking his first career multi-point postseason game... Tallied two points (1g, 1a) in Game 4 vs. NYI (5/3) as the Hurricanes completed the sweep of the Islanders in the Second Round... Earned an assist in Game 3 of the Eastern Conference Final vs. BOS (5/14), extending his point streak to five games

(5/1-5/14: 3g, 4a)... **2020:** Registered 12 points (3g, 9a) in eight playoff games... Led team in playoff assists and points... Opened the playoffs with a five-game point streak from 8/1-8/13 (3g, 7a)... Recorded eight points (3g, 5a) in Carolina's three-game Eastern Conference Qualifying Round sweep vs. NYR, setting a franchise record for the most points in a best-of-five series... Posted two points (1g, 1a) in Game 1 vs. NYR (8/1)... Tallied three assists in Game 2 vs. NYR (8/3)... Registered three points (2g, 1a) in Game 3 at NYR (8/4)... Scored his second career shorthanded playoff goal in Game 3, setting a franchise playoff record for career shorthanded goals... Became the first player in franchise playoff history to post back-to-back three-point playoff games... Tallied four assists in five games during Carolina's Eastern Conference First Round loss vs. BOS.



# JAKE BEAN 24



Defenseman • Shoots Left

Acquired: 2016 NHL Draft

6'1" • 189 lbs.

2020-21 Team: Carolina (NHL)

6/9/98 • Calgary, Alta.

Drafted: Carolina 2016 (1-13)

## CAREER STATS

YEAR	TEAM	LEAGUE	REGULAR SEASON					PLAYOFFS				
			GP	G	A	P	PIM	GP	G	A	P	PIM
2014-15	Calgary	WHL	51	5	34	39	2	7	2	4	6	0
2015-16	Calgary	WHL	68	24	40	64	28	5	0	2	2	2
2016-17	Calgary	WHL	43	8	37	45	14	4	0	2	2	0
2017-18	Calgary	WHL	25	5	22	27	12	-	-	-	-	-
	Tri-City	WHL	32	7	14	21	10	14	1	17	18	2
	Charlotte	AHL	-	-	-	-	-	1	0	0	0	0
<b>2018-19</b>	<b>Carolina</b>	<b>NHL</b>	<b>2</b>	<b>0</b>	<b>0</b>	<b>0</b>	<b>2</b>	-	-	-	-	-
	Charlotte	AHL	70	13	31	44	26	15	1	4	5	10
2019-20	Charlotte	AHL	59	10	38	48	34	-	-	-	-	-
<b>2020-21</b>	<b>Carolina</b>	<b>NHL</b>	<b>42</b>	<b>1</b>	<b>11</b>	<b>12</b>	<b>10</b>	-	-	-	-	-
<b>Hurricanes/NHL Totals (2 seasons)</b>			<b>44</b>	<b>1</b>	<b>11</b>	<b>12</b>	<b>12</b>	-	-	-	-	-

June 24, 2016 — Selected by the Carolina Hurricanes in the 2016 NHL Draft. First round, 13th overall.  
 July 9, 2016 — Signed a three-year, entry-level contract with the Carolina Hurricanes.

## HIGHLIGHTS

### NHL FIRSTS:

**Game:** 11/27/18; 2-1 W at MTL  
**Point:** 2/15/21; 7-3 W vs. CBJ (assist)  
**Goal:** 2/27/21; 4-3 W at FLA (Bobrovsky)

### SHOOTOUTS:

0 attempts, 0 goals  
 0 game-deciding goals

### NHL HIGHS:

**Goals:** 1 (2/27/21; 4-3 W at FLA)  
**Assists:** 2-2x (last: 3/11/21; 5-1 W vs. NSH)  
**Points:** 2-2x (last: 3/11/21; 5-1 W vs. NSH)  
**Penalty Min:** 2-6x (last: 4/17/21; 3-1 W vs. NSH)  
**Goal Streak:** None  
**Assist Streak:** 3 (2/19/21-2/22/21; 3a)  
**Point Streak:** 3 (2/19/21-2/22/21; 3a)

## 2020-21 REGULAR SEASON

Is in his second NHL/Hurricanes season... Posted 12 points (1g, 11a) in 42 games, ranking tied for third in points and tied for second in assists among NHL rookie defensemen... Ranked tied for second in power-play points (1g, 4a) among Hurricanes defensemen... Assigned to taxi squad (1/12)... Recalled from taxi squad (1/28)... Tallied two assists, including first Hurricanes point, vs. CBJ (2/15)... Earned an assist vs. CHI (2/19)... Recorded an assist vs. TB (2/20)... Registered an assist vs. TB (2/22)... Posted a three game assist/point streak from 2/19-2/22 (3a)... Scored first NHL/Hurricanes goal on the power play at

FLA (2/27)... Earned an assist at FLA (3/1)... Recorded two assists vs. NSH (3/11)... Tallied an assist at DET (3/16)... Posted a season-high three hits at CBJ (3/22)... Registered an assist at CBJ (3/25)... Earned an assist vs. CHI (5/3)... Logged a career-high 23:37 of ice time at NSH (5/8)... **Longest assist streak:** 3 games (2/19-2/22: 3a)... **Longest point streak:** 3 games (2/19-2/22: 3a)... **Multi-assist games:** 2 (last: 3/11 vs. NSH: 2a)... **Multi-point games:** 2 (last: 3/11 vs. NSH: 2a).

## PLAYOFF CAREER

Has not appeared in an NHL postseason game.



# JESPER FAST 71



Right Wing • Shoots Right

6'1" • 191 lbs.

12/2/91 • Nassjo, Sweden

Acquired: 10/10/20, Signed as a free agent

2020-21 Team: Carolina (NHL)

Drafted: NY Rangers 2010 (6-157)

## CAREER STATS

YEAR	TEAM	LEAGUE	REGULAR SEASON					PLAYOFFS				
			GP	G	A	P	PIM	GP	G	A	P	PIM
2009-10	HV71	Sweden	2	0	0	0	0	—	—	—	—	—
	HV71 Jr.	Sweden Jr.	37	23	26	49	10	3	0	2	2	0
2010-11	HV71	Sweden	36	7	9	16	6	3	0	0	0	0
	HV71 Jr.	Sweden Jr.	6	3	7	10	4	3	2	2	4	2
2011-12	HV71	Sweden	21	5	11	16	4	5	2	1	3	0
2012-13	HV71	Sweden	47	18	17	35	4	5	1	4	5	0
	Connecticut	AHL	1	1	0	1	2	—	—	—	—	—
2013-14	<b>NY Rangers</b>	<b>NHL</b>	<b>11</b>	<b>0</b>	<b>0</b>	<b>0</b>	<b>2</b>	<b>3</b>	<b>0</b>	<b>1</b>	<b>1</b>	<b>0</b>
	Hartford	AHL	48	17	17	34	30	—	—	—	—	—
2014-15	<b>NY Rangers</b>	<b>NHL</b>	<b>58</b>	<b>6</b>	<b>8</b>	<b>14</b>	<b>8</b>	<b>19</b>	<b>3</b>	<b>3</b>	<b>6</b>	<b>2</b>
	Hartford	AHL	11	1	8	9	2	—	—	—	—	—
2015-16	<b>NY Rangers</b>	<b>NHL</b>	<b>79</b>	<b>10</b>	<b>20</b>	<b>30</b>	<b>18</b>	<b>5</b>	<b>0</b>	<b>1</b>	<b>1</b>	<b>0</b>
2016-17	<b>NY Rangers</b>	<b>NHL</b>	<b>68</b>	<b>6</b>	<b>15</b>	<b>21</b>	<b>16</b>	<b>12</b>	<b>3</b>	<b>3</b>	<b>6</b>	<b>0</b>
2017-18	<b>NY Rangers</b>	<b>NHL</b>	<b>71</b>	<b>13</b>	<b>20</b>	<b>33</b>	<b>26</b>	—	—	—	—	—
2018-19	<b>NY Rangers</b>	<b>NHL</b>	<b>66</b>	<b>8</b>	<b>12</b>	<b>20</b>	<b>26</b>	—	—	—	—	—
2019-20	<b>NY Rangers</b>	<b>NHL</b>	<b>69</b>	<b>12</b>	<b>17</b>	<b>29</b>	<b>20</b>	<b>1</b>	<b>0</b>	<b>0</b>	<b>0</b>	<b>0</b>
2020-21	<b>Carolina</b>	<b>NHL</b>	<b>46</b>	<b>6</b>	<b>13</b>	<b>19</b>	<b>14</b>	—	—	—	—	—
<b>Hurricanes Totals (1 season)</b>			<b>46</b>	<b>6</b>	<b>13</b>	<b>19</b>	<b>14</b>	—	—	—	—	—
<b>NHL Totals (8 Seasons)</b>			<b>468</b>	<b>61</b>	<b>105</b>	<b>166</b>	<b>130</b>	<b>40</b>	<b>6</b>	<b>8</b>	<b>14</b>	<b>2</b>

June 26, 2010 — Selected by the New York Rangers in the 2010 NHL Draft. Sixth round, 157th overall.

October 10, 2020 — Signed a three-year contract with the Carolina Hurricanes.

## 2020-21 REGULAR SEASON

Is in his eighth NHL season and first with Carolina... Earned 19 points (6g, 13a) in 46 games... Established career highs in power-play goals (1), power-play assists (3) and power-play points (4)... Ranked sixth on the team in hits (78)... Made Hurricanes debut at DET (1/14)... Tallied first Hurricanes point (assist) at CBJ (2/7)... Earned an assist vs. CHI (2/19)... Tied career high with two goals, including first Hurricanes goal and first career NHL power-play goal, vs. TBL (2/22)... Tallied two points (1g, 1a) vs. DET (3/4)... Recorded 100th career NHL assist at DET (3/16)... Posted an assist vs. CBJ (3/20)... Earned

two points (1g, 1a) at CBJ (3/22)... Tied career high with four blocked shots vs. TBL (3/27)... Tallied two points (1g, 1a), including the game-winning goal, at CHI (4/1)... Scored a goal at FLA (4/6)... Missed five games due to a lower-body injury (4/24-5/1)... **Longest assist streak:** 2 games-2x (last: 3/20-3/22: 2a)... **Longest point streak:** 2 games-2x (3/20-3/22: 1g, 2a)... **Multi-goal games:** 1 (2/22 vs. TBL: 2g)... **Multi-point games:** 4 (last: 4/1 at CHI: 1g, 1a).

## PLAYOFF CAREER

**2014:** Played in three NHL playoff games with NYR... Tallied his first career NHL playoff point with an assist in his NHL playoff debut in Game 1 of the First Round vs. PHI (4/17)... **2015:** Recorded six points (3g, 3a) in 19 playoff games with NYR... Tied for fifth among NHL rookies in goals and points in the playoffs... Tied for fifth on the Rangers in goals... Scored his first career NHL playoff goal in Game 1 vs. WSH (4/30)... Tallied an assist on the game-winning goal in overtime in Game 5 vs. WSH (5/8)... Posted his first career NHL multi-goal game and established a single-game playoff career-high with two points in Game 3 at TB (5/20)... Became the first Rangers rookie to register a multi-goal game in the playoffs since Game 3 of the Eastern Conference Quarterfinals vs. NJ in 2008 (Brandon Dubinsky) and the first to do so on the road since Game 1 of the Patrick Division Semifinals at PHI in 1986 (Mike Ridley)... **2016:** Tallied one assist in five playoff games with NYR... Ranked third on the Rangers in hits

(19) and tied for third in blocked shots (6) in the playoffs... Established a single-game playoff career-high and led all skaters with eight hits in Game 1 of the First Round at PIT (4/13)... **2017:** Earned six points (3g, 3a) in 12 playoff games... Established playoff career-highs in plus/minus rating (+4), shorthanded goals (1), shorthanded assists (1), and shorthanded points (2), and tied playoff career-highs in goals, assists, and points... Led the NHL in shorthanded points, and tied for the NHL lead in shorthanded goals and shorthanded assists in the playoffs... Led the Rangers with five points (2g, 3a) on the road in the playoffs... Scored a goal in two consecutive games in Game 4 vs. MTL (4/18) and Game 5 at MTL (4/20)... Scored his first career NHL playoff shorthanded goal in Game 5 at MTL (4/20)... Tied a single-game playoff career-high with two points (1g, 1a) in Game 5 of the Second Round at OTT (5/6)... **2020:** Skated in one playoff game with NYR.

## HIGHLIGHTS

### NHL FIRSTS:

**Game:** 10/3/13; 4-1 L at PHX

**Point:** 11/23/14; 5-0 W vs. MTL (assist)

**Goal:** 11/29/14; 5-2 W vs. PHI (Emery)

### SHOOTOUTS:

0 attempts, 0 goals

0 game-deciding goals

### NHL HIGHS:

**Goals:** 2-5x (last: 2/22/21; 4-2 L vs. TB)

**Assists:** 3 (1/7/20; 5-3 W vs. COL)

**Points:** 3-4x (last: 1/13/20; 6-2 W vs. NYI)

**Penalty Min:** 4-5x (11/14/19; 9-3 L at TB)

**Goal Streak:** 3 (12/5/17-12/9/17; 3g, 1a)

**Assist Streak:** 4 (3/17/18-3/24/18; 2g, 4a)

**Point Streak:** 8 (3/8/18-3/24/18; 3g, 7a)





# WARREN FOEGELE 13



Left Wing • Shoots Left

Acquired: 2014 NHL Draft

6'2" • 198 lbs.

2020-21 Team: Carolina (NHL)

4/1/96 • Markham, Ont.

Drafted: Carolina 2014 (3-67)

## CAREER STATS

YEAR	TEAM	LEAGUE	REGULAR SEASON					PLAYOFFS				
			GP	G	A	P	PIM	GP	G	A	P	PIM
2013-14	St. Andrew's	High-Ont.	17	18	17	35	26	—	—	—	—	—
2014-15	New Hampshire	H-East	34	5	11	16	26	—	—	—	—	—
2015-16	New Hampshire	H-East	5	0	1	1	4	—	—	—	—	—
	Kingston	OHL	52	13	35	48	44	9	8	2	10	12
2016-17	Kingston	OHL	28	11	20	31	20	—	—	—	—	—
	Erie	OHL	33	16	16	32	20	22	13	13	26	25
<b>2017-18</b>	<b>Carolina</b>	<b>NHL</b>	<b>2</b>	<b>2</b>	<b>1</b>	<b>3</b>	<b>0</b>	—	—	—	—	—
	Charlotte	AHL	73	28	18	46	40	8	0	3	3	12
<b>2018-19</b>	<b>Carolina</b>	<b>NHL</b>	<b>77</b>	<b>10</b>	<b>5</b>	<b>15</b>	<b>20</b>	<b>15</b>	<b>5</b>	<b>4</b>	<b>9</b>	<b>6</b>
<b>2019-20</b>	<b>Carolina</b>	<b>NHL</b>	<b>68</b>	<b>13</b>	<b>17</b>	<b>30</b>	<b>34</b>	<b>8</b>	<b>1</b>	<b>0</b>	<b>1</b>	<b>2</b>
<b>2020-21</b>	<b>Carolina</b>	<b>NHL</b>	<b>53</b>	<b>10</b>	<b>10</b>	<b>20</b>	<b>20</b>	—	—	—	—	—
<b>Hurricanes/NHL Totals (4 seasons)</b>			<b>200</b>	<b>35</b>	<b>33</b>	<b>68</b>	<b>74</b>	<b>23</b>	<b>6</b>	<b>4</b>	<b>10</b>	<b>8</b>

June 28, 2014 — Selected by the Carolina Hurricanes in the 2014 NHL Draft. Third round, 67th overall.  
 March 31, 2017 — Signed a three-year, entry-level contract with the Carolina Hurricanes.

## HIGHLIGHTS

### NHL FIRSTS:

**Game:** 3/26/18; 4-1 W vs. OTT  
**Point:** 3/26/18; 4-1 W vs. OTT (goal)  
**Goal:** 3/26/18; 4-1 W vs. OTT (Anderson)

### SHOOTOUTS:

0 attempts, 0 goals  
 0 game-deciding goals

### NHL HIGHS:

**Goals:** 2-5x (last: 4/1/21; 4-3 W at CHI)  
**Assists:** 2-2x (last: 2/2/20; 4-3 W vs. VAN)  
**Points:** 3-2x (last: 12/28/19; 6-4 W vs. WSH)  
**Penalty Min:** 4-4x (last: 3/9/21; 3-2 W vs. NSH)  
**Goal Streak:** 2-3x (last: 1/7/20-1/10/20; 2g, 1a)  
**Assist Streak:** 2-3x (last: 2/15/21-2/17/21; 2a)  
**Point Streak:** 3-2x (last: 2/7/21-2/11/21; 2g, 1a)

## 2020-21 REGULAR SEASON


Is in his fourth NHL/Hurricanes season... Posted 20 points (10g, 10a) in 53 games, ranking tied for seventh on the team in goals... Established career high in average ice time (14:09) and faceoff win percentage (51.4%)... Ranked ninth on the team in hits (60)... Tallied two points (1g, 1a) at CHI (2/2)... Scored a goal at CBJ (2/7)... Recorded an assist at CBJ (2/8)... Scored a goal at DAL (2/11)... Posted a three-game point streak from 2/7-2/11 (2g, 1a)... Earned assists in back-to-back games vs. CBJ (2/15) and FLA (2/17)... Registered a season-high three blocked shots vs. TB (2/22)... Scored a goal at FLA (2/27)... Scored a goal vs. FLA (3/7)... Tallied an assist vs. NSH (3/11)... Registered an assist vs. CBJ (3/18)...

Scored a goal vs. CBJ (3/20)... Scored two goals on his 25th birthday at CHI (4/1), becoming the second player in franchise history to score two goals on his birthday (Ron Francis: 3/1/83 vs. BUF)... Earned an assist vs. FLA (4/6)... Recorded an assist vs. DET (4/12)... Scored a goal vs. NSH (4/15)... Tallied an assist at DAL (4/27)... Scored game-winning goal vs. DET (4/29)... Recorded an assist vs. CHI (5/3)... Played 200th career NHL/Hurricanes game at NSH (5/10)... **Longest assist streak:** 2 games (2/15-2/17; 2a)... **Longest point streak:** 3 games (2/7-2/11; 2g, 1a)... **Multi-goal games:** 1 (4/1 at CHI; 2g)... **Multi-point games:** 2 (last: 4/1 at CHI; 2g).

## PLAYOFF CAREER

**2019:** Registered nine points (5g, 4a) in 15 playoff games... Tied Erik Cole for the most playoff points by a rookie in franchise history... Made Stanley Cup Playoffs debut in Game 1 of Eastern Conference First Round at WSH (4/11)... Tallied a three-game point streak in Games 2-4 vs. WSH (4/13-4/18; 3g, 2a)... Earned first career postseason point with an assist in Game 2 at WSH (4/13)... Recorded three points (2g, 1a), including his first career postseason goals, in Game 3 vs. WSH (4/15)... Became the third rookie in franchise history (Erik Cole, Brad Shaw) to earn three points in a playoff game... Scored a goal 17 seconds into the first period of Game 4 vs. WSH (4/18), marking the fastest goal to open a

game and period in franchise playoff history... Became the fifth rookie in franchise history to score a goal in consecutive playoff games (Scott Young, Todd Krygier, Brad Shaw, Erik Cole)... Also became the sixth rookie in NHL history to score in the opening 20 seconds of a playoff game (Norm Johnson, Sergio Momesso, John Bryce, Darryl Sydor, Peter Regin)... Tied own franchise playoff record for fastest period-opening goal at 0:17 of the third period in Game 2 of Eastern Conference Second Round at NYI (4/28)... **2020:** Scored one goal in eight playoff games... Scored the series-clinching goal in Game 3 of Eastern Conference Qualifying Round at NYR (8/4).



# JAKE GARDINER 51



Defenseman • Shoots Left

Acquired: 9/6/19, Signed as a free agent

6'2" • 195 lbs.

2020-21 Team: Carolina (NHL)

7/4/90 • Minnetonka, Minn.

Drafted: Anaheim 2008 (1-17)

## CAREER STATS

YEAR	TEAM	LEAGUE	REGULAR SEASON					PLAYOFFS				
			GP	G	A	P	PIM	GP	G	A	P	PIM
2008-09	Wisconsin	WCHA	39	3	18	21	18	-	-	-	-	-
2009-10	Wisconsin	WCHA	41	6	7	13	20	-	-	-	-	-
2010-11	Wisconsin	WCHA	41	10	31	41	24	-	-	-	-	-
	Toronto	AHL	10	0	3	3	4	-	-	-	-	-
2011-12	<b>Toronto</b>	<b>NHL</b>	<b>75</b>	<b>7</b>	<b>23</b>	<b>30</b>	<b>18</b>	-	-	-	-	-
	Toronto	AHL	4	0	2	2	2	17	2	9	11	10
2012-13	<b>Toronto</b>	<b>NHL</b>	<b>12</b>	<b>0</b>	<b>4</b>	<b>4</b>	<b>0</b>	<b>6</b>	<b>1</b>	<b>4</b>	<b>5</b>	<b>0</b>
	Toronto	AHL	43	10	21	31	12	-	-	-	-	-
2013-14	<b>Toronto</b>	<b>NHL</b>	<b>80</b>	<b>10</b>	<b>21</b>	<b>31</b>	<b>19</b>	-	-	-	-	-
2014-15	<b>Toronto</b>	<b>NHL</b>	<b>79</b>	<b>4</b>	<b>20</b>	<b>24</b>	<b>24</b>	-	-	-	-	-
2015-16	<b>Toronto</b>	<b>NHL</b>	<b>79</b>	<b>7</b>	<b>24</b>	<b>31</b>	<b>32</b>	-	-	-	-	-
2016-17	<b>Toronto</b>	<b>NHL</b>	<b>82</b>	<b>9</b>	<b>34</b>	<b>43</b>	<b>34</b>	<b>6</b>	<b>1</b>	<b>2</b>	<b>3</b>	<b>4</b>
2017-18	<b>Toronto</b>	<b>NHL</b>	<b>82</b>	<b>5</b>	<b>47</b>	<b>52</b>	<b>32</b>	<b>7</b>	<b>0</b>	<b>2</b>	<b>2</b>	<b>2</b>
2018-19	<b>Toronto</b>	<b>NHL</b>	<b>62</b>	<b>3</b>	<b>27</b>	<b>30</b>	<b>26</b>	<b>7</b>	<b>0</b>	<b>2</b>	<b>2</b>	<b>0</b>
2019-20	<b>Carolina</b>	<b>NHL</b>	<b>68</b>	<b>4</b>	<b>20</b>	<b>24</b>	<b>30</b>	<b>6</b>	<b>0</b>	<b>1</b>	<b>1</b>	<b>2</b>
2020-21	<b>Carolina</b>	<b>NHL</b>	<b>26</b>	<b>0</b>	<b>8</b>	<b>8</b>	<b>11</b>	-	-	-	-	-
<b>Hurricanes Totals (2 seasons)</b>			<b>94</b>	<b>4</b>	<b>28</b>	<b>32</b>	<b>41</b>	<b>6</b>	<b>0</b>	<b>1</b>	<b>1</b>	<b>2</b>
<b>NHL Totals (10 seasons)</b>			<b>645</b>	<b>49</b>	<b>228</b>	<b>277</b>	<b>226</b>	<b>32</b>	<b>2</b>	<b>11</b>	<b>13</b>	<b>8</b>

- June 20, 2008 — Selected by the Anaheim Ducks in the 2008 NHL Draft. First round, 17th overall.
- February 9, 2011 — Acquired by the Toronto Maple Leafs from the Anaheim Ducks along with Joffrey Lupul and a fourth-round pick in the 2013 NHL Draft (Fredrik Bergvik) in exchange for Francois Beauchemin.
- September 6, 2019 — Signed by the Carolina Hurricanes as a free agent.

## HIGHLIGHTS

### NHL FIRSTS:

**Game:** 10/6/11; 2-0 W vs. MTL  
**Point:** 10/20/11; 6-2 L at BOS (assist)  
**Goal:** 1/24/12; 4-3 W at NYI (Montoya)

### SHOOTOUTS:

0 attempts, 0 goals  
 0 game-deciding goals

### NHL HIGHS:

**Goals:** 2 (3/11/14; 6-2 L at SJ)  
**Assists:** 4 (12/21/15; 7-4 W at COL)  
**Points:** 4 (12/21/15; 7-4 W at COL)  
**Penalty Min:** 8 (11/22/11; 7-1 W at TB)  
**Goal Streak:** 2-5x (last: 2/19/17-2/21/17; 2g, 3a)  
**Assist Streak:** 6 (1/18/18-1/31/18; 10a)  
**Point Streak:** 6 (1/18/18-1/31/18; 10a)

## 2020-21 REGULAR SEASON

Is in his 10th NHL season and second with the Hurricanes... Registered eight assists in 26 games... Tallied an assist at DET (1/14)... Recorded an assist at NSH (1/18)... Earned an assist vs. DAL (1/30)... Registered two assists at DAL (2/13)... Tallied an assist vs. CBJ (2/15)... Earned an assist vs. CHI (2/19)... Missed five games due to an upper-body injury (2/25-3/4)... Missed one

game due to an upper-body injury (3/9)... Recorded his second career fighting major against Alex Killorn at TB (4/19)... Registered an assist at FLA (4/24)... **Longest assist streak:** 2 games (2/13-2/15; 3a)... **Longest point streak:** 2 games (2/13-2/15; 3a)... **Multi-assist games:** 1 (2/13 at DAL; 2a)... **Multi-point games:** 1 (2/13 at DAL; 2a).

## PLAYOFF CAREER

**2013:** Recorded five points (1g, 4a) in six playoff games as Toronto fell to Boston in the Eastern Conference Quarterfinal... Earned an assist in NHL playoff debut in Game 2 at BOS (5/4)... Scored first career NHL playoff goal in Game 3 vs. BOS (5/6)... Tallied two assists in Game 4 vs. BOS (5/8)... **2017:** Registered three points (1g, 2a) in six playoff games as the Maple Leafs lost to Washington in the Eastern Conference First Round... Scored a goal in Game 1 at WSH (4/13)...

**2018:** Tallied two assists in seven NHL playoff games as the Maple Leafs lost to Boston in the First Round... **2019:** Posted two assists in seven playoff games as Toronto fell to Boston in the First Round... **2020:** Posted one assist in six playoff games... Made Hurricanes playoff debut in Game 1 of Eastern Conference Qualifying Round vs. NYR (8/1)... Recorded first career Hurricanes playoff point (assist) in Game 4 of Eastern Conference First Round vs. BOS (8/17).



# MORGAN GEEKIE 67



Center • Shoots Right

Acquired: 2017 NHL Draft

6'2" • 192 lbs.

2020-21 Teams: Carolina (NHL), Chicago (AHL)

7/20/98 • Strathclair, Man.

Drafted: Carolina 2017 (3-67)

## CAREER STATS

YEAR	TEAM	LEAGUE	REGULAR SEASON					PLAYOFFS				
			GP	G	A	P	PIM	GP	G	A	P	PIM
2013-14	Tri-City	WHL	1	1	0	1	0	—	—	—	—	—
2014-15	Tri-City	WHL	9	0	2	2	0	2	0	0	0	0
2015-16	Tri-City	WHL	66	12	13	25	10	—	—	—	—	—
2016-17	Tri-City	WHL	72	35	55	90	40	4	1	0	1	4
2017-18	Tri-City	WHL	68	30	54	84	32	14	17	10	27	4
2018-19	Charlotte	AHL	73	19	27	46	22	19	8	10	18	6
<b>2019-20</b>	<b>Carolina</b>	<b>NHL</b>	<b>2</b>	<b>3</b>	<b>1</b>	<b>4</b>	<b>2</b>	<b>8</b>	<b>0</b>	<b>1</b>	<b>1</b>	<b>0</b>
	Charlotte	AHL	55	22	20	42	54	—	—	—	—	—
<b>2020-21</b>	<b>Carolina</b>	<b>NHL</b>	<b>36</b>	<b>3</b>	<b>6</b>	<b>9</b>	<b>10</b>	—	—	—	—	—
	Chicago	AHL	2	4	1	5	2	—	—	—	—	—

**Hurricanes/NHL Totals (2 seasons)**      **38**   **6**   **7**   **13**   **12**      **8**   **0**   **1**   **1**   **0**

June 24, 2017 — Selected by the Carolina Hurricanes in the 2017 NHL Draft. Third round, 67th overall.  
May 10, 2018 — Signed a three-year, entry-level contract with the Carolina Hurricanes.

## HIGHLIGHTS

### NHL FIRSTS:

**Game:** 3/8/20; 6-2 W at PIT  
**Point:** 3/8/20; 6-2 W at PIT (goal)  
**Goal:** 3/8/20; 6-2 W at PIT (Jarry)

### SHOOTOUTS:

0 attempts, 0 goals  
0 game-deciding goals

### NHL HIGHS:

**Goals:** 2-2x (last: 3/11/21; 5-1 W vs. NSH)  
**Assists:** 2 (4/26/21; 4-3 L (OT) at DAL)  
**Points:** 3 (3/8/20; 6-2 W at PIT)  
**Penalty Min:** 2-6x (last: 5/10/21; 5-0 L at NSH)  
**Goal Streak:** 2 (3/8/20-3/10/20; 3g, 1a)  
**Assist Streak:** 2 (4/26/21-4/27/21; 3a)  
**Point Streak:** 2-2x (last: 4/26/21-4/27/21; 3a)

## 2020-21 REGULAR SEASON

Is in his second NHL/Hurricanes season... Tallied nine points (3g, 6a) in 36 games... Established career highs in assists, points, power-play goals (2), power-play points (2/2) and shots (30)... Assigned to taxi squad (1/12)... Recalled from taxi squad (1/16)... Assigned to Chicago (2/18)... Recorded five points (4g, 1a) in two AHL games vs. Iowa from 2/20-2/21 and was named AHL Player of the Week (2/22)... Recalled to taxi squad (2/22)... Tied a career high with first two power-play goals of his NHL/Hurricanes career vs. NSH

(3/11)... Earned an assist vs. NSH (4/17)... Recorded an assist at TB (4/20)... Registered three assists in two games at DAL (4/26-4/27), including a career-high two assists on 4/26... Recorded an assist vs. CHI (5/4)... Scored the Hurricanes' only goal at NSH (5/8)... **Longest assist streak:** 2 games (4/26-4/27: 3a)... **Longest point streak:** 2 games (4/26-4/27: 3a)... **Multi-goal games:** 1 (3/11 vs. NSH: 2g)... **Multi-assist games:** 1 (4/26 at DAL: 2a)... **Multi-point games:** 2 (last: 4/26 at DAL: 2a).

## PLAYOFF CAREER

**2020:** Tallied one assist in eight playoff games... Made NHL playoff debut in Game 1 of Eastern Conference Qualifying Round vs. NYR (8/1)... Registered first career

NHL playoff point (assist) in Game 2 vs. NYR (8/3)... Played a playoff-career-high 16:14 in Game 1 of Eastern Conference First Round at BOS (8/12).



# JANI HAKANPAA 58



Defenseman • Shoots Right

Acquired: 4/12/2021, Trade with Anaheim

6'5" • 218 lbs.

2020-21 Teams: Carolina/Anaheim (NHL)

3/31/92 • Kirkkonummi, Finland

Drafted: St. Louis 2010 (4-104)

## CAREER STATS

YEAR	TEAM	LEAGUE	REGULAR SEASON					PLAYOFFS				
			GP	G	A	P	PIM	GP	G	A	P	PIM
2010-11	Suomi Jr.	Finland-2	8	1	2	3	31	—	—	—	—	—
	Blues Jr.	Finland-Jr.	36	3	20	23	61	12	2	3	5	10
2011-12	Blues	Finland	41	5	7	12	30	—	—	—	—	—
	Blues Jr.	Finland-Jr.	5	0	4	4	0	—	—	—	—	—
2012-13	Peoria	AHL	14	1	3	4	6	—	—	—	—	—
	Blues	Finland	34	2	3	5	34	—	—	—	—	—
2013-14	Chicago	AHL	54	4	4	8	33	3	0	1	1	0
2014-15	Chicago	AHL	64	1	7	8	47	4	0	1	1	6
	Quad City	ECHL	2	1	0	1	0	—	—	—	—	—
2015-16	Karpat	Finland	60	1	11	12	40	14	1	5	6	8
2016-17	Karpat	Finland	53	0	5	5	61	2	0	1	1	2
2017-18	Karpat	Finland	58	6	18	24	44	16	3	4	7	18
2018-19	Karpat	Finland	52	11	12	23	94	17	1	3	4	6
2019-20	Anaheim	NHL	5	1	0	1	2	—	—	—	—	—
	San Diego	AHL	47	1	12	13	24	—	—	—	—	—
2020-21	Anaheim	NHL	42	0	1	1	31	—	—	—	—	—
	Carolina	NHL	15	2	1	3	4	—	—	—	—	—
<b>Hurricanes Totals (1 season)</b>			<b>15</b>	<b>2</b>	<b>1</b>	<b>3</b>	<b>4</b>	—	—	—	—	—
<b>NHL Totals (2 seasons)</b>			<b>62</b>	<b>3</b>	<b>2</b>	<b>5</b>	<b>37</b>	—	—	—	—	—

- June 26, 2010 — Selected by the St. Louis Blues in the 2010 NHL Draft. Fourth round, 104th overall.
- July 4, 2019 — Signed by the Anaheim Ducks as a free agent.
- April 12, 2021 — Acquired by the Carolina Hurricanes along with a sixth-round pick in the 2022 NHL Draft from the Anaheim Ducks in exchange for Haydn Fleury.

## HIGHLIGHTS

### NHL FIRSTS:

- Game:** 3/4/20; 4-3 W at COL
- Point:** 3/11/20; 4-2 L vs. STL (goal)
- Goal:** 3/11/20; 4-2 L vs. STL (Allen)

### SHOOTOUTS:

- 0 attempts, 0 goals
- 0 game-deciding goals

### NHL HIGHS:

- Goals:** 1-3x (last: 4/26/21; 4-3 L (OT) at DAL)
- Assists:** 1-2x (last: 5/6/21; 2-1 L (OT) vs. CHI)
- Points:** 1-5x (last: 5/6/21; 2-1 L (OT) vs. CHI)
- Penalty Min:** 5 (13/26/21; 4-1 W at STL)
- Goal Streak:** None
- Assist Streak:** None
- Point Streak:** None

## 2020-21 REGULAR SEASON

Is in his second NHL season and first with the Hurricanes... Posted four points (2g, 2a) in 57 games... Registered one assist in 42 games with ANA and three points (2g, 1a) in 15 games with CAR... Ranked third in the NHL with 215 hits... Established career highs in goals, assists, points, shorthanded points (1) and plus/minus (+4)... Recorded an assist at ARI (2/24)... Posted career-high nine hits vs. VGK (2/27)... Logged career-high 26:15 of ice time vs. LA (3/8)...

Tied career high with nine hits vs. SJ (3/13)... Posted first NHL fighting major against Brayden Schenn at STL (3/26)... Acquired from the Anaheim Ducks along with a sixth-round pick in the 2022 NHL Draft in exchange for Haydn Fleury (4/12)... Made Hurricanes debut vs. NSH (4/15)... Scored first career game-winning goal for first Hurricanes point vs. NSH (4/17)... Scored a goal at DAL (4/26)... Earned first career shorthanded point (assist) vs. CHI (5/6).

## PLAYOFF CAREER

Has not appeared in an NHL postseason game.



# DOUGIE HAMILTON 19



Defenseman • Shoots Right

Acquired: 6/23/18, Trade with Calgary

6'6" • 227 lbs.

2020-21 Team: Carolina (NHL)

6/17/93 • Toronto, Ont.

Drafted: Boston 2011 (1-9)

## CAREER STATS

YEAR	TEAM	LEAGUE	REGULAR SEASON					PLAYOFFS				
			GP	G	A	P	PIM	GP	G	A	P	PIM
2009-10	Niagara	OHL	64	3	13	16	34	5	0	1	1	4
2010-11	Niagara	OHL	67	12	46	58	77	14	4	12	16	16
2011-12	Niagara	OHL	50	17	55	72	47	20	5	18	23	16
<b>2012-13</b>	<b>Boston</b>	<b>NHL</b>	<b>42</b>	<b>5</b>	<b>11</b>	<b>16</b>	<b>14</b>	<b>7</b>	<b>0</b>	<b>3</b>	<b>3</b>	<b>0</b>
	Niagara	OHL	32	8	33	41	32	-	-	-	-	-
<b>2013-14</b>	<b>Boston</b>	<b>NHL</b>	<b>64</b>	<b>7</b>	<b>18</b>	<b>25</b>	<b>40</b>	<b>12</b>	<b>2</b>	<b>5</b>	<b>7</b>	<b>14</b>
<b>2014-15</b>	<b>Boston</b>	<b>NHL</b>	<b>72</b>	<b>10</b>	<b>32</b>	<b>42</b>	<b>41</b>	-	-	-	-	-
<b>2015-16</b>	<b>Calgary</b>	<b>NHL</b>	<b>82</b>	<b>12</b>	<b>31</b>	<b>43</b>	<b>46</b>	-	-	-	-	-
<b>2016-17</b>	<b>Calgary</b>	<b>NHL</b>	<b>81</b>	<b>13</b>	<b>37</b>	<b>50</b>	<b>64</b>	<b>4</b>	<b>0</b>	<b>1</b>	<b>1</b>	<b>8</b>
<b>2017-18</b>	<b>Calgary</b>	<b>NHL</b>	<b>82</b>	<b>17</b>	<b>27</b>	<b>44</b>	<b>64</b>	-	-	-	-	-
<b>2018-19</b>	<b>Carolina</b>	<b>NHL</b>	<b>82</b>	<b>18</b>	<b>21</b>	<b>39</b>	<b>54</b>	<b>15</b>	<b>3</b>	<b>4</b>	<b>7</b>	<b>10</b>
<b>2019-20</b>	<b>Carolina</b>	<b>NHL</b>	<b>47</b>	<b>14</b>	<b>26</b>	<b>40</b>	<b>32</b>	<b>5</b>	<b>1</b>	<b>1</b>	<b>2</b>	<b>4</b>
<b>2020-21</b>	<b>Carolina</b>	<b>NHL</b>	<b>55</b>	<b>10</b>	<b>32</b>	<b>42</b>	<b>35</b>	-	-	-	-	-
<b>Hurricanes Totals (3 seasons)</b>			<b>184</b>	<b>42</b>	<b>79</b>	<b>121</b>	<b>121</b>	<b>20</b>	<b>4</b>	<b>5</b>	<b>9</b>	<b>14</b>
<b>NHL Totals (9 seasons)</b>			<b>607</b>	<b>106</b>	<b>235</b>	<b>341</b>	<b>390</b>	<b>43</b>	<b>6</b>	<b>14</b>	<b>20</b>	<b>36</b>

June 24, 2011 — Selected by the Boston Bruins in the 2011 NHL Draft. First round, ninth overall.

June 26, 2015 — Acquired by the Calgary Flames from the Boston Bruins in exchange for a first-round selection in the 2015 NHL Draft (Zach Senyshyn) and two second-round selections in the 2015 NHL Draft (Jeremy Lauzon, Jakob Forsbacka-Karlsson).

June 23, 2018 — Acquired by the Carolina Hurricanes from the Calgary Flames along with Micheal Ferland and Adam Fox in exchange for Noah Hanifin and Elias Lindholm.

## 2020-21 REGULAR SEASON

Is in his ninth NHL season and third with the Hurricanes... Recorded 42 points (10g, 32a) in 55 games... Ranked eighth in goals, second in assists and tied for third in points, leading Hurricanes defenseman in all three categories... Ranked third on the team in average ice time (22:43)... Ranked tied for fifth in goals, ninth in assists, and tied for seventh in points among NHL defensemen... Scored 10 goals for the seventh consecutive season, becoming the first NHL defenseman to accomplish the feat in the last seven seasons and the fourth active defenseman to accomplish it in his career... Recorded at least one point in 34 of 55 games, the most of any NHL defenseman... Led all NHL defensemen in shots on goal (180)... Established career highs in power-play points (18) and shorthanded goals (1)... Tied Oliver Ekman-Larsson for fourth-most goals through 600 career games by an active defenseman... Ranked third on the team in blocked shots (64)... Earned season-high five PIM, including second career fighting major and first with the Hurricanes, at DET (1/14)... Tallied an assist at DET (1/16) for 300th career NHL point... Held without a shot on goal at NSH (1/18), ending the second-longest shot streak by a defenseman in NHL history (296 GP, 4/7/16-1/18/21)... Posted a three-game assist streak from 1/16-1/28 (3a)... Tallied an assist and scored in the shootout vs. DAL (1/31)... Earned two assists at CHI (2/4)... Recorded two points (1g, 1a), including the game-winning goal, at CBJ (2/7)... Earned an assist and scored in the shootout at FLA (2/27)... Registered two assists vs.

DET (3/4)... Recorded an assist and tied career-high five blocked shots vs. NSH (3/9)... Registered two points (1g, 1a) vs. NSH (3/11)... Posted a career-long seven-game assist/point streak from 2/27-3/11 (1g, 8a), tied for the team-long assist streak this season... Scored first career NHL shorthanded goal at DET (3/14) for 100th career Hurricanes point... Posted a career-high 11 shots at DET (3/16), tied with Bryan Rust (PIT) for the most in a single game by any NHL player this season... Earned an assist and scored the team's only goal in the shootout vs. CBJ (3/20)... Posted a career-long 14-game point streak from 2/27-3/11 (2g, 14a), marking the longest point streak by a defenseman in franchise history and the longest point streak in the NHL this season... Recorded two assists at CHI (4/1)... Scored 100th career NHL goal vs. DAL (4/3)... Tied a career high with five hits vs. DAL (4/4)... Scored a power-play goal vs. FLA (4/6)... Posted two points (1g, 1a) vs. DET (4/10)... Posted a four-game assist/point streak from 4/15-4/20 (4a)... Scored two goals at FLA (4/24) for first multi-goal game since 4/2/19 at TOR... Played 600th career NHL game at DAL (4/26)... Recorded two points (1g, 1a) vs. CHI (5/3)... **Longest goal streak:** 2 games-2x (last: 5/1-5/3: 2g)... **Longest assist streak:** 7 games (2/27-3/11: 8a)... **Longest point streak:** 14 games (2/27-3/27: 2g, 14a)... **Multi-goal games:** 1 (4/24 at FLA: 2g)... **Multi-assist games:** 3 (last: 4/1 at CHI: 2a)... **Multi-point games:** 8 (last: 5/3 vs. CHI: 1g, 1a).

## PLAYOFF CAREER

**2013:** Appeared in seven playoff games with BOS, posting three assists... Made his playoff debut in Eastern Conference Quarterfinal vs. TOR (5/4)... Posted his first career playoff point with an assist in Eastern Conference Semifinal vs. NYR (5/16)... **2014:** Appeared in 12 playoff games with BOS with seven points (2g, 5a)... Scored his first career playoff goal, the game-winner, in Eastern Conference First Round at DET (4/22)... Posted a five-game point streak in the playoffs from 4/22-5/3 (2g, 4a)... Played 26:11 in Boston's 2OT loss vs. MTL (5/1) in Eastern Conference Second Round... **2017:** Appeared in four playoff games with CGY, recording an assist at ANA (4/13) in Western Conference First Round... **2019:** Recorded seven points (3g, 4a) in 15 postseason games, setting playoff career highs in goals and games played and tying his career high in points... Ranked tied for third among NHL defensemen

in playoff goals... Tallied an assist in his Hurricanes playoff debut in Game 1 of the Eastern Conference First Round at WSH (4/11)... Scored two goals in Game 3 vs. WSH (4/15), marking his first career multi-goal playoff game... Became the third defenseman in franchise history to score two goals in a playoff game (Sean Hill, Dave Babych)... Earned two points (1g, 1a) in Game 6 vs. WSH (4/22)... **2020:** Recorded two points (1g, 1a) in five playoff games... Ranked second on team in playoff ice time per game (24:55)... Returned to the lineup for the first time since 1/16 in Game 1 of Eastern Conference First Round at BOS (8/12)... Scored the game-winning goal in Game 2 at BOS (8/13).

## HIGHLIGHTS

### NHL FIRSTS:

**Game:** 1/19/13; 3-1 W vs. NYR

**Point:** 1/23/13; 4-3 L (OT) at NYR (assist)

**Goal:** 2/15/13; 4-2 L at BUF (Miller)

### SHOOTOUTS:

11 attempts, 6 goals (54.5%)

2 game-deciding goals

### NHL HIGHS:

**Goals:** 3 (2/17/18; 6-3 L vs. FLA)

**Assists:** 3-6x (last: 12/17/19; 6-3 W at WPG)


**Points:** 3-15x (last: 12/17/19; 6-3 W at WPG)

**Penalty Min:** 10-2x (last: 2/26/19; 6-1 W vs. LA)

**Goal Streak:** 4 (10/6/19-10/12/19; 4g, 2a)

**Assist Streak:** 7 (2/27/21-3/11/21; 1g, 9a)

**Point Streak:** 14 (2/27/21-3/27/21; 2g, 14a)



# JOEY KEANE 44



Defenseman • Shoots Right

Acquired: 2/18/20, Trade with NY Rangers

6'0" • 187 lbs.

2020-21 Teams: Carolina (NHL), Chicago (AHL)

7/2/99 • Chicago, Ill.

Drafted: NY Rangers 2018 (3-88)

## CAREER STATS

YEAR	TEAM	LEAGUE	REGULAR SEASON					PLAYOFFS				
			GP	G	A	P	PIM	GP	G	A	P	PIM
2015-16	Dubuque	USHL	55	2	9	11	51	12	1	1	2	2
2016-17	Barrie	OHL	67	1	18	19	61	-	-	-	-	-
2017-18	Barrie	OHL	62	12	32	44	52	12	0	7	7	8
2018-19	Barrie	OHL	29	4	16	20	46	-	-	-	-	-
	London	OHL	37	4	15	19	57	11	0	5	5	6
2019-20	Hartford	AHL	49	8	22	30	32	-	-	-	-	-
	Charlotte	AHL	9	1	6	7	4	-	-	-	-	-
2020-21	Carolina	NHL	1	0	0	0	0	-	-	-	-	-
	Chicago	AHL	19	0	12	12	29	-	-	-	-	-
<b>Hurricanes/NHL Totals (1 season)</b>			<b>1</b>	<b>0</b>	<b>0</b>	<b>0</b>	<b>0</b>	-	-	-	-	-

June 23, 2018 — Selected by the New York Rangers in the 2018 NHL Draft. Third round, 88th overall.

February 18, 2020 — Acquired by the Carolina Hurricanes from the New York Rangers in exchange for Julien Gauthier.

## HIGHLIGHTS

### NHL FIRSTS:

**Game:** 5/10/21; 5-0 L at NSH

**Point:** None

**Goal:** None

### SHOOTOUTS:

0 attempts, 0 goals

0 game-deciding goals

### NHL HIGHS:

**Goals:** None

**Assists:** None

**Points:** None

**Penalty Min:** None

**Goal Streak:** None

**Assist Streak:** None

**Point Streak:** None


## 2020-21 REGULAR SEASON

Is in his first NHL/Hurricanes season... Skated in one NHL game... Tallied 12 assists in 21 AHL games with Chicago... Assigned to Chicago (1/12)... Recalled to taxi squad (1/28)... Reassigned to Chicago (2/1)... Posted a three-game AHL assist streak from 2/6-2/11 (4a)... Posted three assists in two games vs. Iowa

(2/20-2/21)... Recalled to taxi squad (3/16)... Reassigned to Chicago (4/11)... Earned two assists at Grand Rapids (4/26)... Recalled from Chicago and made NHL/Hurricanes debut at NSH (5/10).

## PLAYOFF CAREER

Has not appeared in an NHL postseason game.



# STEVEN LORENTZ 78



Center/Left Wing • Shoots Left

Acquired: 2015 NHL Draft

6'4" • 207 lbs.

2020-21 Team: Carolina (AHL)

4/13/96 • Kitchener, Ont.

Drafted: Carolina 2015 (7-186)

## CAREER STATS

YEAR	TEAM	LEAGUE	REGULAR SEASON					PLAYOFFS				
			GP	G	A	P	PIM	GP	G	A	P	PIM
2013-14	Peterborough	OHL	64	7	11	18	18	11	2	0	2	0
2014-15	Peterborough	OHL	59	16	21	37	15	5	0	1	1	2
2015-16	Peterborough	OHL	58	23	25	48	27	7	2	3	5	0
2016-17	Peterborough	OHL	66	29	32	61	37	12	9	7	16	0
2017-18	Charlotte	AHL	3	0	0	0	0	-	-	-	-	-
	Florida	ECHL	62	12	23	35	34	19	5	5	10	12
2018-19	Charlotte	AHL	29	3	6	9	23	12	1	4	5	2
	Florida	ECHL	22	10	18	28	11	-	-	-	-	-
2019-20	Charlotte	AHL	61	23	23	46	37	-	-	-	-	-
<b>2020-21</b>	<b>Carolina</b>	<b>NHL</b>	<b>45</b>	<b>2</b>	<b>6</b>	<b>8</b>	<b>8</b>	-	-	-	-	-
<b>Hurricanes/NHL Totals (1 season)</b>			<b>45</b>	<b>2</b>	<b>6</b>	<b>8</b>	<b>8</b>	-	-	-	-	-

June 27, 2015 — Selected by the Carolina Hurricanes in the 2015 NHL Draft. Seventh round, 186th overall.  
 April 21, 2017 — Signed a three-year, entry-level contract with the Carolina Hurricanes.

## HIGHLIGHTS

### NHL FIRSTS:

**Game:** 1/28/21; 1-0 W vs. TB  
**Point:** 1/30/31; 4-1 W vs. DAL (assist)  
**Goal:** 3/2/21; 4-2 W at NSH (Rinne)

### SHOOTOUTS:

0 attempts, 0 goals  
 0 game-deciding goals

### NHL HIGHS:

**Goals:** 1-2x (last: 4/20/21; 4-1 W at TB)  
**Assists:** 1-6x (last: 5/8/21; 3-1 L at NSH)  
**Points:** 1-8x (last: 5/8/21; 3-1 L at NSH)  
**Penalty Min:** 2-4x (last: 4/22/21; 4-2 W at FLA)  
**Goal Streak:** None  
**Assist Streak:** None  
**Point Streak:** None

## 2020-21 REGULAR SEASON

Is in his first NHL/Hurricanes season... Recorded eight points (2g, 6a) in 45 games... Won 51.1% of his faceoffs, marking the second-highest faceoff win percentage by a rookie in team history (since relocation, min. 150 faceoffs)... Assigned to taxi squad (1/12)... Recalled from taxi squad and made NHL/Hurricanes debut vs. TB (1/28)... Tallied first career NHL/Hurricanes point

(assist) vs. DAL (1/30)... Scored first career NHL/Hurricanes goal and first career game-winning goal at NSH (3/2)... Registered an assist at CBJ (3/25)... Won eight of nine faceoffs (88.9%) vs. DET (4/10)... Posted an assist vs. NSH (4/17)... Scored a goal at TB (4/20)... Recorded an assist at FLA (4/24)... Earned an assist at DAL (4/27)... Registered an assist at NSH (5/8).

## PLAYOFF CAREER

Has not appeared in an NHL postseason game.



# JORDAN MARTINOOK 48



Right Wing • Shoots Left

Acquired: 5/3/2018, Trade with Arizona

6'1" • 204 lbs.

2020-21 Team: Carolina (NHL)

7/25/92 • Brandon, Man.

Drafted: Arizona 2012 (2-58)

## CAREER STATS

YEAR	TEAM	LEAGUE	REGULAR SEASON					PLAYOFFS				
			GP	G	A	P	PIM	GP	G	A	P	PIM
2008-09	Drayton Valley	AJHL	2	0	0	0	0	-	-	-	-	-
2009-10	Drayton Valley	AJHL	59	21	19	40	48	-	-	-	-	-
2010-11	Vancouver	WHL	72	11	17	28	67	4	1	0	1	8
2011-12	Vancouver	WHL	72	40	24	64	80	6	3	6	9	2
2012-13	Portland	AHL	53	9	10	19	30	3	0	1	1	0
2013-14	Portland	AHL	67	14	16	30	48	-	-	-	-	-
2014-15	Arizona	NHL	8	0	1	1	0	-	-	-	-	-
	Portland	AHL	62	15	28	43	41	-	-	-	-	-
2015-16	Arizona	NHL	81	9	15	24	18	-	-	-	-	-
2016-17	Arizona	NHL	77	11	14	25	40	-	-	-	-	-
2017-18	Arizona	NHL	81	6	9	15	45	-	-	-	-	-
2018-19	Carolina	NHL	82	15	10	25	38	10	0	4	4	6
2019-20	Carolina	NHL	45	2	11	13	22	8	2	1	3	8
2020-21	Carolina	NHL	44	4	9	13	25	-	-	-	-	-
<b>Hurricanes Totals (3 seasons)</b>			<b>171</b>	<b>21</b>	<b>30</b>	<b>51</b>	<b>85</b>	<b>18</b>	<b>2</b>	<b>5</b>	<b>7</b>	<b>14</b>
<b>NHL Totals (7 seasons)</b>			<b>418</b>	<b>47</b>	<b>69</b>	<b>116</b>	<b>188</b>	<b>18</b>	<b>2</b>	<b>5</b>	<b>7</b>	<b>14</b>

June 23, 2012 — Selected by the Phoenix Coyotes in the 2012 NHL Draft. Second round, 58th overall.

May 3, 2018 — Acquired by the Carolina Hurricanes along with a fourth-round pick in the 2018 NHL Draft (Luke Henman) in exchange for Marcus Kruger and a third-round pick in the 2018 NHL Draft (Ty Emberson).

## HIGHLIGHTS

### NHL FIRSTS:

**Game:** 12/6/14; 5-2 L vs. BOS

**Point:** 2/16/15; 5-2 L at COL (assist)

**Goal:** 10/10/15; 2-1 W vs. PIT (Fleury)

### SHOOTOUTS:

0 attempts, 0 goals

0 game-deciding goals

### NHL HIGHS:

**Goals:** 3 (11/23/18; 4-1 W vs. FLA)

**Assists:** 2-6x (last: 3/8/20; 6-2 W at PIT)

**Points:** 3-2x (last: 11/23/18; 4-1 W vs. FLA)

**Penalty Min:** 5-2x (last: 4/20/21; 4-1 W at TB)

**Goal Streak:** 2-4x (last: 4/20/21-4/22/21; 2g)

**Assist Streak:** 2-6x (last: 2/7/21-2/8/21; 2a)

**Point Streak:** 3-4x (last: 2/13/17-2/16/17; 3g, 2a)

## 2020-21 REGULAR SEASON

Is in his seventh NHL season and third with the Hurricanes... Posted 13 points (4g, 9a) in 44 games... Ranked fifth on the team in hits (90)... Earned assists in back-to-back games at CBJ (2/7-2/8)... Scored a goal at DAL (2/13)... Tallied a shorthanded assist vs. FLA (3/7)... Played 400th career NHL game vs. CBJ (3/18)... Tied career high with four blocked shots at CHI (4/1)... Scored the game-winning goal and posted a season-high seven hits vs. DAL

(4/4)... Posted second career NHL fighting major against Barclay Goodrow at TB (4/20)... Scored goals in back-to-back games at TB (4/20) and at FLA (4/22)... Missed nine games due to a lower-body injury (4/24-5/8)... **Longest goal streak:** 2 games (4/20-4/22; 2g)... **Longest assist streak:** 2 games (2/7-2/8; 2a)... **Longest point streak:** 2 games-3x (last: 4/20-4/22; 2g).

## PLAYOFF CAREER

**2019:** Earned four assists in 10 playoff games with the Hurricanes... Made his NHL playoff debut in Game 1 of the Eastern Conference First Round at WSH (4/11)... Earned his first playoff point with an assist in Game 3 vs. WSH (4/15)... Tallied an assist in consecutive games (5/3-5/9; 2a)... **2020:** Registered three points (2g, 1a) in eight playoff games... Ranked tied for second on team in playoff

hits (26)... Scored first career NHL playoff goal in Game 2 of Eastern Conference Qualifying Round vs. NYR (8/3)... Scored a goal in Game 4 of Eastern Conference First Round vs. BOS (8/17)... Earned an assist and played a playoff career-high 15:45 in Game 5 at BOS (8/19).





# MAX McCORMICK 28



Left Wing • Shoots Left

Acquired: 7/25/19, Signed as a free agent

6'0" • 183 lbs.

2020-21 Teams: Carolina (NHL), Chicago (AHL)

5/1/92 • De Pere, Wis.

Drafted: Ottawa 2011 (6-171)

## CAREER STATS

YEAR	TEAM	LEAGUE	REGULAR SEASON					PLAYOFFS				
			GP	G	A	P	PIM	GP	G	A	P	PIM
2010-11	Sioux City	USHL	55	21	21	42	102	3	1	2	3	4
2011-12	Ohio State	CCHA	27	10	12	22	31	-	-	-	-	-
2012-13	Ohio State	CCHA	40	15	16	31	26	-	-	-	-	-
2013-14	Ohio State	Big Ten	37	11	24	35	40	-	-	-	-	-
2014-15	Binghamton	AHL	62	10	10	20	133	-	-	-	-	-
<b>2015-16</b>	<b>Ottawa</b>	<b>NHL</b>	<b>20</b>	<b>2</b>	<b>2</b>	<b>4</b>	<b>37</b>	-	-	-	-	-
	Binghamton	AHL	57	15	15	30	143	-	-	-	-	-
<b>2016-17</b>	<b>Ottawa</b>	<b>NHL</b>	<b>7</b>	<b>0</b>	<b>0</b>	<b>0</b>	<b>0</b>	-	-	-	-	-
	Binghamton	AHL	66	21	15	36	105	-	-	-	-	-
<b>2017-18</b>	<b>Ottawa</b>	<b>NHL</b>	<b>30</b>	<b>3</b>	<b>2</b>	<b>5</b>	<b>37</b>	-	-	-	-	-
	Belleville	AHL	49	8	19	27	80	-	-	-	-	-
<b>2018-19</b>	<b>Ottawa</b>	<b>NHL</b>	<b>14</b>	<b>1</b>	<b>0</b>	<b>1</b>	<b>4</b>	-	-	-	-	-
	Belleville	AHL	20	7	5	12	19	-	-	-	-	-
	Colorado	AHL	25	2	6	8	41	2	0	0	0	0
2019-20	Charlotte	AHL	56	16	19	35	120	-	-	-	-	-
<b>2020-21</b>	<b>Carolina</b>	<b>NHL</b>	<b>12</b>	<b>2</b>	<b>1</b>	<b>3</b>	<b>9</b>	-	-	-	-	-
	Chicago	AHL	1	0	0	0	0	-	-	-	-	-
<b>Hurricanes Totals (1 season)</b>			<b>12</b>	<b>2</b>	<b>1</b>	<b>3</b>	<b>9</b>	-	-	-	-	-
<b>NHL Totals (5 seasons)</b>			<b>83</b>	<b>8</b>	<b>5</b>	<b>13</b>	<b>87</b>	-	-	-	-	-

## HIGHLIGHTS

### NHL FIRSTS:

**Game:** 10/24/15; 4-1 L vs. ARI

**Point:** 12/29/15; 7-3 L at BOS (assist)

**Goal:** 1/7/16; 3-2 L vs. FLA (Luongo)

### SHOOTOUTS:

0 attempts, 0 goals

0 game-deciding goals

### NHL HIGHS:

**Goals:** 1-8x (last: 4/27/21; 5-1 W at DAL)

**Assists:** 1-5x (last: 5/8/21; 3-1 L at NSH)

**Points:** 1-13x (last: 5/8/21; 3-1 L at NSH)

**Penalty Min:** 14 (10/30/17; 8-3 L vs. MTL)

**Goal Streak:** 2 (4/26/21-4/27/21; 2g)

**Assist Streak:** None

**Point Streak:** 2-3x (last: 4/26/21-4/27/21; 2g)

- June 25, 2011 — Selected by the Ottawa Senators in the 2011 NHL Draft. Sixth round, 171st overall.
- February 6, 2019 — Acquired by the Colorado Avalanche from the Ottawa Senators in exchange for J.C. Beaudin.
- July 25, 2019 — Signed by the Carolina Hurricanes as a free agent.

## 2020-21 REGULAR SEASON

Is in his fifth NHL season and first with the Hurricanes... Posted three points (2g, 1a) in 12 games... Skated in first NHL games since 2018-19... Established career high in plus/minus (+3)... Assigned to taxi squad (1/12)... Recalled from taxi squad and made Hurricanes debut, posting a season-high four hits vs. TB (1/28)... Missed 11 games due to an upper-body injury (1/31-2/20)... Assigned to Chicago (4/1)... Recalled to taxi squad (4/2)...

Scored goals in back-to-back games for the first time in his NHL career at DAL (4/26-4/27), including his first Hurricanes goal on 4/26... Earned an assist at NSH (5/8)... Posted ninth career NHL fighting major and his first since 3/13/18 against Tyler Lewington at NSH (5/10)... **Longest goal streak:** 2 games (4/26-4/27: 2g)... **Longest point streak:** 2 games (4/26-4/27: 2g).

## PLAYOFF CAREER

Has not appeared in an NHL postseason game.



# BROCK MCGINN 23



Left/Right Wing • Shoots Left

Acquired: 2012 NHL Draft

6'0" • 184 lbs.

2020-21 Team: Carolina (NHL)

2/2/94 • Fergus, Ont.

Drafted: Carolina 2012 (2-47)

## CAREER STATS

YEAR	TEAM	LEAGUE	REGULAR SEASON					PLAYOFFS				
			GP	G	A	P	PIM	GP	G	A	P	PIM
2010-11	Guelph	OHL	68	10	4	14	38	6	0	0	0	2
2011-12	Guelph	OHL	33	12	7	19	25	6	1	1	2	8
2012-13	Guelph	OHL	68	28	26	54	71	3	2	2	4	11
	Charlotte	AHL	4	0	0	0	0	2	0	0	0	2
2013-14	Guelph	OHL	58	43	42	85	45	12	6	6	12	21
2014-15	Charlotte	AHL	73	15	12	27	38	-	-	-	-	-
2015-16	Carolina	NHL	21	3	1	4	10	-	-	-	-	-
	Charlotte	AHL	48	19	16	35	29	-	-	-	-	-
2016-17	Carolina	NHL	57	7	9	16	6	-	-	-	-	-
	Charlotte	AHL	9	5	3	8	6	-	-	-	-	-
2017-18	Carolina	NHL	80	16	14	30	22	-	-	-	-	-
2018-19	Carolina	NHL	82	10	16	26	20	15	2	4	6	6
2019-20	Carolina	NHL	68	7	10	17	17	8	1	1	2	2
2020-21	Carolina	NHL	37	8	5	13	6	-	-	-	-	-
<b>Hurricanes/NHL Totals (6 seasons)</b>			<b>345</b>	<b>51</b>	<b>55</b>	<b>106</b>	<b>81</b>	<b>23</b>	<b>3</b>	<b>5</b>	<b>8</b>	<b>8</b>

June 23, 2012 — Selected by the Carolina Hurricanes in the 2012 NHL Draft. Second round, 47th overall.

April 3, 2013 — Signed a three-year, entry-level contract with the Carolina Hurricanes.

## HIGHLIGHTS

### NHL FIRSTS:

**Game:** 10/16/15; 5-3 W at DET

**Point:** 10/16/15; 5-3 W at DET (goal)

**Goal:** 10/16/15; 5-3 W at DET (Howard)

### SHOOTOUTS:

7 attempts, 4 goals (57.1%)

2 game-deciding goals

### NHL HIGHS:

**Goals:** 2-5x (Last: 2/15/21; 7-3 W vs. CBJ)

**Assists:** 3 (1/14/17; 7-4 W vs. NYI)

**Points:** 4-2x (last: 2/15/21; 7-3 W vs. CBJ)

**Penalty Min:** 7 (12/2/17; 3-2 W (OT) vs. FLA)

**Goal Streak:** 4 (2/4/21-2/11/21; 4g)

**Assist Streak:** 3 (1/3/19-1/6/19; 1g, 3a)

**Point Streak:** 4 (2/4/21-2/11/21; 4g)

## 2020-21 REGULAR SEASON


Is in his sixth NHL/Hurricanes season... Posted 13 points (8g, 5a) in 37 games... Established career high in average ice time (14:59)... Scored a shorthanded goal vs. DAL (1/31)... Posted a career-long, four-game goal streak from 2/4-2/11 (4g)... Tied his career high with four points (2g, 2a) vs. CBJ (2/15), including 100th career NHL/Hurricanes point (goal)... Earned an assist vs. FLA (2/17)... Recorded an assist vs. TB (2/20)... Tallied an assist vs. FLA (3/7)... Scored the game-winning

goal vs. NSH (3/11)... Missed last 19 games of the regular season due to an upper-body injury (4/6-5/10)... **Longest goal streak:** 4 games (2/4-2/11; 4g)... **Longest assist streak:** 2 games (2/15-2/17; 3a)... **Longest point streak:** 4 games (2/4-2/11; 4g)... **Multi-goal games:** 1 (2/15 vs. CBJ; 2g)... **Multi-assist games:** 1 (2/15 vs. CBJ; 2a)... **Multi-point games:** 1 (2/15 vs. CBJ; 2g, 2a).

## PLAYOFF CAREER

**2019:** Recorded six points (2g, 4a) in 15 playoff games with Carolina... Made his NHL playoff debut in Game 1 of the Eastern Conference First Round at WSH (4/11)... Tallied his first career playoff points (1g, 1a) in Game 3 vs. WSH (4/15)... Earned two points (1g, 1a) in Game 7 at WSH (4/24), including the series-winning goal at 11:05 of double overtime to eliminate the defending

Stanley Cup champions... Earned an assist in Game 3 of the Second Round vs. NYI (5/1)... **2020:** Posted two points (1g, 1a) in eight playoff games... Tallied an assist in Game 2 of Eastern Conference Qualifying Round vs. NYR (8/3)... Scored the first shorthanded goal of his playoff career in Game 1 of Eastern Conference First Round at BOS (8/12).



# ROLAND McKEOWN 55



Defenseman • Shoots Right

Acquired: 2/25/2015, Trade with Los Angeles

6'1" • 192 lbs.

2020-21 Team: Skelleftea AIK (Sweden)

1/20/96 • Listowel, Ont.

Drafted: Los Angeles 2014 (2-50)

## CAREER STATS

YEAR	TEAM	LEAGUE	REGULAR SEASON					PLAYOFFS				
			GP	G	A	P	PIM	GP	G	A	P	PIM
2012-13	Kingston	OHL	61	7	22	29	33	4	0	0	0	4
2013-14	Kingston	OHL	62	11	32	43	61	7	1	3	4	8
2014-15	Kingston	OHL	65	7	25	32	57	4	0	1	1	9
	Charlotte	AHL	4	0	1	1	0	-	-	-	-	-
2015-16	Kingston	OHL	59	7	35	42	49	9	3	9	12	6
2016-17	Charlotte	AHL	71	1	10	11	16	5	0	3	3	5
2017-18	Carolina	NHL	10	0	3	3	19	-	-	-	-	-
	Charlotte	AHL	65	7	16	23	36	8	1	1	2	4
2018-19	Charlotte	AHL	70	4	21	25	56	10	0	3	3	0
2019-20	Charlotte	AHL	61	4	20	24	50	-	-	-	-	-
2020-21	Skelleftea AIK	Sweden	24	4	5	9	16	12	1	3	4	10

**Hurricanes/NHL Totals (1 Season)**      **10 0 3 3 19**      - - - - -

June 28, 2014 — Selected by the Los Angeles Kings in the 2014 NHL Draft. Second round, 50th overall.

February 25, 2015 — Acquired by the Carolina Hurricanes along with a first-round pick in the 2016 NHL Draft (Julien Gauthier) in exchange for Andrej Sekera.

April 1, 2015 — Signed a three-year, entry-level contract with the Carolina Hurricanes.

## HIGHLIGHTS

### NHL FIRSTS

**Game:** 11/4/17; 2-1 L (SO) at ARI

**Point:** 11/7/17; 3-1 W vs. FLA (assist)

**Goal:** None

### SHOOTOUTS

0 attempts, 0 goals

0 game-deciding goals

### NHL HIGHS

**Goals:** None

**Assists:** 2 (11/7/17; 3-1 W vs. FLA)

**Points:** 2 (11/7/17; 3-1 W vs. FLA)

**Penalty Min:** 17 (4/2/18; 3-2 L at FLA)

**Goal Streak:** None

**Assist Streak:** None

**Point Streak:** None

## 2020-21 REGULAR SEASON

Is in his sixth professional season... Spent the season on loan with Skelleftea AIK of the SHL... Tallied nine points (4g, 5a) in 24 games with Skelleftea

AIK... Recorded four points (1g, 3a) in 12 SHL playoff games as Skelleftea AIK advanced to the league semifinals... Recalled to taxi squad (5/5).

## PLAYOFF CAREER

Has not appeared in an NHL postseason game.



# PETR MRAZEK 34



Goaltender • Catches Left

Acquired: 7/1/18, Signed as a free agent

6'1" • 191 lbs.

2020-21 Teams: Carolina (NHL), Chicago (AHL)

2/14/92 • Ostrava, Czech Republic

Drafted: Detroit 2010 (5-141)

## CAREER STATS

YEAR	TEAM	LEAGUE	REGULAR SEASON							PLAYOFFS					
			GP	MIN	GA	SO	GAA	W-L-OT	GP	MIN	GA	SO	GAA	W-L	
2009-10	Ottawa	OHL	30	1,562	78	3	3.00	12-9-1	8	451	18	0	2.93	4-4	
2010-11	Ottawa	OHL	52	3,089	146	4	2.84	33-15-3	4	224	21	0	5.63	0-3	
2011-12	Ottawa	OHL	50	3,016	143	3	2.84	30-13-6	17	1,065	46	0	2.59	9-8	
<b>2012-13</b>	<b>Detroit</b>	<b>NHL</b>	<b>2</b>	<b>119</b>	<b>4</b>	<b>0</b>	<b>2.02</b>	<b>1-1-0</b>	-	-	-	-	-		
	Toledo	ECHL	3	179	6	0	2.02	2-1-0	-	-	-	-	-		
	Grand Rapids	AHL	42	2,498	97	1	2.33	23-16-2	24	1,431	55	4	2.31	15-9	
<b>2013-14</b>	<b>Detroit</b>	<b>NHL</b>	<b>9</b>	<b>449</b>	<b>13</b>	<b>2</b>	<b>1.74</b>	<b>2-4-0</b>	-	-	-	-	-		
	Grand Rapids	AHL	32	1,830	64	3	2.10	22-9-1	10	600	28	0	2.80	5-5	
<b>2014-15</b>	<b>Detroit</b>	<b>NHL</b>	<b>29</b>	<b>1,585</b>	<b>63</b>	<b>3</b>	<b>2.38</b>	<b>16-9-2</b>	<b>7</b>	<b>398</b>	<b>14</b>	<b>2</b>	<b>2.11</b>	<b>3-4</b>	
	Grand Rapids	AHL	13	757	26	3	2.06	9-2-1	-	-	-	-	-		
<b>2015-16</b>	<b>Detroit</b>	<b>NHL</b>	<b>54</b>	<b>2,942</b>	<b>115</b>	<b>4</b>	<b>2.33</b>	<b>27-16-6</b>	<b>3</b>	<b>177</b>	<b>4</b>	<b>1</b>	<b>1.35</b>	<b>1-2</b>	
<b>2016-17</b>	<b>Detroit</b>	<b>NHL</b>	<b>50</b>	<b>2,873</b>	<b>145</b>	<b>1</b>	<b>3.04</b>	<b>18-21-9</b>	-	-	-	-	-		
<b>2017-18</b>	<b>Detroit</b>	<b>NHL</b>	<b>22</b>	<b>1,184</b>	<b>57</b>	<b>3</b>	<b>2.89</b>	<b>8-7-3</b>	-	-	-	-	-		
	Philadelphia	NHL	17	913	49	1	3.22	6-6-3	1	31	2	0	3.87	0-0	
<b>2018-19</b>	<b>Carolina</b>	<b>NHL</b>	<b>40</b>	<b>2,387</b>	<b>95</b>	<b>4</b>	<b>2.39</b>	<b>23-14-3</b>	<b>11</b>	<b>660</b>	<b>30</b>	<b>2</b>	<b>2.73</b>	<b>5-5</b>	
<b>2019-20</b>	<b>Carolina</b>	<b>NHL</b>	<b>40</b>	<b>2,321</b>	<b>104</b>	<b>3</b>	<b>2.69</b>	<b>21-16-2</b>	<b>5</b>	<b>317</b>	<b>11</b>	<b>0</b>	<b>2.08</b>	<b>2-3</b>	
<b>2020-21</b>	<b>Carolina</b>	<b>NHL</b>	<b>12</b>	<b>671</b>	<b>23</b>	<b>3</b>	<b>2.06</b>	<b>6-2-3</b>	-	-	-	-	-		
	Chicago	AHL	1	60	2	0	2.00	1-0-0	-	-	-	-	-		
<b>Hurricanes Totals (3 seasons)</b>			<b>92</b>	<b>5,379</b>	<b>222</b>	<b>10</b>	<b>2.48</b>	<b>50-32-8</b>	<b>16</b>	<b>977</b>	<b>41</b>	<b>2</b>	<b>2.52</b>	<b>7-8</b>	
<b>NHL Totals (9 seasons)</b>			<b>275</b>	<b>15,447</b>	<b>668</b>	<b>24</b>	<b>2.59</b>	<b>128-96-31</b>	<b>27</b>	<b>1,583</b>	<b>61</b>	<b>5</b>	<b>2.31</b>	<b>11-14</b>	

June 26, 2010 — Selected by the Detroit Red Wings in the 2010 NHL Draft. Fifth round, 141st overall.

February 19, 2018 — Acquired by the Philadelphia Flyers from the Detroit Red Wings in exchange for a third-round selection in the 2018 NHL Draft (Seth Barton).

July 1, 2018 — Signed by the Carolina Hurricanes as a free agent.

## 2020-21 REGULAR SEASON

Is in his ninth NHL season and third with the Hurricanes... Posted a 6-2-3 record with a 2.06 goals-against average, .923 save percentage and three shutouts... Tied for fifth in the NHL in shutouts despite playing only 12 games... Ranked fifth in goals-against average and eighth in save percentage (min. 10 GP)... Assigned to Chicago for conditioning (4/1)... Stopped 43 of 45 shots vs. Grand Rapids, marking the most saves by a Wolves goalie in a regular-season game since Pheonix Copley made 45 saves on 3/26/16... Recalled from Chicago (4/2)... Stopped all 14 shots faced at DET (1/14) for the third opening-night shutout in franchise history and the first since 1996-97... Posted a 32-save shutout in home opener vs. TB (1/28)... Left game vs. DAL (1/30) due to injury and missed 31 games

following right thumb surgery (1/31-4/3)... Stopped all 28 shots faced in his return vs. DAL (4/4), becoming just the sixth NHL goaltender since 1943-44 to post a shutout in each of his first three wins in a season... Made 34 saves in win vs. FLA (4/6)... Stopped 19 of 20 shots in win vs. NSH (4/15)... Missed six games due to a lower-body injury (4/22-5/1)... Made 27 saves vs. CHI (5/4) to earn 50th win with Carolina, requiring the fewest games (90) to reach the milestone in franchise history... **Saves:** 275... **Shots Faced:** 298... **Win Streak:** 2 games (4/4-4/6)... **Starts Streak:** 2 games-4x (last: 5/4-5/6)... **Streak w/out Regulation Loss:** 9 games (1/28-5/6: 5-0-3).

## PLAYOFF CAREER

**2015:** Started all seven games for DET in Eastern Conference First Round, posting a 3-4 record, 2.11 GAA, .925 save percentage and two shutouts... Stopped 44 of 46 shots to earn the win in his playoff debut at TB (4/16)... Earned his first postseason shutout with 22 saves vs. TB (4/21)... Recorded a 28-save shutout at TB (4/25)... **2016:** Made three starts for DET in Eastern Conference First Round, registering a 1-2 record, 1.35 GAA, .945 save percentage and one shutout... Tallied a 16-save shutout vs. TB (4/17)... **2018:** Made one relief appearance for PHI in Eastern Conference First Round, making 12 saves in 30:59 at PIT (4/11)... **2019:** Appeared in 11 playoff games with the Hurricanes, recording two shutouts, a 2.73 goals-against average and a .894 save percentage as Carolina reached the Eastern Conference Final... Made his Hurricanes playoff debut in Game 1 of

the Eastern Conference First Round at WSH (4/11)... Stopped all 18 shots he faced to record his fourth career playoff shutout in Game 3 vs. WSH (4/15)... Made 30 saves in Carolina's Game 4 win vs. WSH (4/18)... Recorded 34 saves in Carolina's double-overtime win in Game 7 at WSH (4/24) as the Hurricanes eliminated the defending Stanley Cup champions... Stopped all 31 shots he faced to earn his second shutout of the postseason in Game 1 of the Second Round at NYI (4/26)... **2020:** Earned a 2-3 record, 2.08 goals-against average and .929 save percentage in five playoff games... Made 24 saves to earn the win in Game 1 of Eastern Conference Qualifying Round vs. NYR (8/1)... Made 23 saves in win in Game 2 vs. NYR (8/3).

## HIGHLIGHTS

### NHL FIRSTS:

**Game:** 2/7/13; 5-1 W at STL

**Win:** 2/7/13; 5-1 W at STL

**Shutout:** 11/2/13; 5-0 W at EDM

### NHL SHOOTOUTS AND PENALTY SHOTS:

**Shutout Stats:** 16-7 (23 goals on 98 attempts)

**Career Penalty Shots:** 1 (0 goals on 1 attempt)

### NHL HIGHS:

**Saves:** 44 (10/10/15; 4-3 W at CAR)

**Shots Faced:** 47 (10/10/15; 4-3 W at CAR)

**Win Streak:** 6 (2/16/19-3/11/19)

**Streak w/out Regulation Loss:**

8 (1/28/21-5/6/21: 5-0-3)

**Shutout Sequence:** 145:05 (1/7/18-1/23/18)



# MARTIN NECAS 88



Right Wing • Shoots Right

Acquired: 2017 NHL Draft

6'3" • 191 lbs.

2020-21 Team: Carolina (NHL)

1/15/99 • Nové Mesto na Morave,  
Czech Republic

Drafted: Carolina 2017 (1-12)

## CAREER STATS

YEAR	TEAM	LEAGUE	REGULAR SEASON					PLAYOFFS				
			GP	G	A	P	PIM	GP	G	A	P	PIM
2013-14	HC Zdar	Czech U16	36	29	29	58	14	—	—	—	—	—
2014-15	HC Zdar	Czech U16	25	24	47	71	10	—	—	—	—	—
	HC Brno	Czech U16	9	8	12	20	4	4	4	5	9	2
	HC Brno	Czech U18	4	1	2	3	4	—	—	—	—	—
2015-16	HC Brno	Czech U18	18	9	21	30	14	10	4	11	15	6
2016-17	HC Brno	Czech	41	7	8	15	6	10	4	0	4	8
	SK Trebic	Czech2	—	—	—	—	—	1	0	0	0	0
	HC Brno Jr.	Czech Jr.	1	1	2	3	4	—	—	—	—	—
<b>2017-18</b>	<b>Carolina</b>	<b>NHL</b>	<b>1</b>	<b>0</b>	<b>0</b>	<b>0</b>	<b>0</b>	—	—	—	—	—
	HC Brno	Czech	24	9	8	17	6	14	4	5	9	6
<b>2018-19</b>	<b>Carolina</b>	<b>NHL</b>	<b>7</b>	<b>1</b>	<b>1</b>	<b>2</b>	<b>2</b>	—	—	—	—	—
	Charlotte	AHL	64	16	36	52	36	18	5	8	13	6
<b>2019-20</b>	<b>Carolina</b>	<b>NHL</b>	<b>64</b>	<b>16</b>	<b>20</b>	<b>36</b>	<b>20</b>	<b>8</b>	<b>1</b>	<b>3</b>	<b>4</b>	<b>0</b>
<b>2020-21</b>	<b>Carolina</b>	<b>NHL</b>	<b>53</b>	<b>14</b>	<b>27</b>	<b>41</b>	<b>10</b>	—	—	—	—	—
<b>Hurricanes/NHL Totals (4 seasons)</b>			<b>125</b>	<b>31</b>	<b>48</b>	<b>79</b>	<b>32</b>	<b>8</b>	<b>1</b>	<b>3</b>	<b>4</b>	<b>0</b>

June 23, 2017 — Selected by the Carolina Hurricanes in the 2017 NHL Draft. First round, 12th overall.

July 14, 2017 — Signed a three-year, entry-level contract with the Carolina Hurricanes.

## HIGHLIGHTS

### NHL FIRSTS:

**Game:** 10/17/17; 5-3 W at EDM

**Point:** 10/7/18; 8-5 W vs. NYR (assist)

**Goal:** 10/16/18; 4-2 L at TB (Domingue)

### SHOOTOUTS:

4 attempts, 1 goal (25.0%)

1 game-deciding goal

### NHL HIGHS:

**Goals:** 2-2x (last: 3/27/21; 4-3 W vs. TB)

**Assists:** 3 (4/22/21; 4-2 W at FLA)

**Points:** 4-2x (last: 3/27/21; 4-3 W vs. TB)

**Penalty Min:** 4 (12/14/19; 4-0 W at CGY)

**Goal Streak:** 3 (3/22/21-3/27/21; 4g, 3a)

**Assist Streak:** 4 (3/1/21-3/7/21; 2g, 5a)

**Point Streak:** 4-4x (last: 3/1/21-3/7/21; 2g, 5a)

## 2020-21 REGULAR SEASON


Is in his fourth NHL/Hurricanes season... Posted 41 points (14g, 27a) in 53 games... Became the fifth different Czech-born player in franchise history to post 40 points in a season and the first since Frantisek Kaberle in 2005-06... Ranked tied for eighth in the NHL in shorthanded goals (2)... Ranked tied for fourth in the NHL in overtime goals (2)... Ranked tied for 12th in the NHL and first on the team in plus/minus (+25)... Ranked seventh in goals, fifth in assists and sixth in points among Czech-born players in 2020-21... Led all Hurricanes forwards with a career-high 32 blocked shots... Also established career highs in assists, points, shorthanded goals, shorthanded points (4), power-play points (11) and average ice time (17:17)... Scored first career OT GWG in home opener vs. TB (1/28)... Recorded two assists vs. DAL (1/30)... Missed three games due to an upper-body injury (2/7-2/11)... Posted assists in back-to-back games at DAL (2/13) and vs. CBJ (2/15)... Posted a three-game assist/point streak from 2/19-2/22 (1g, 3a)... Scored first career shootout game-deciding goal at FLA (2/27)... Posted a career-long, four-game assist/point streak from 3/1-3/7 (2g, 5a)...

Named NHL Third Star of the Week (3/8)... Registered assists in back-to-back games at DET (3/16) and vs. CBJ (3/18)... Scored a goal in 100th NHL/Hurricanes game at CBJ (3/22)... Posted a career-long, three-game goal/point streak from 3/22-3/27 (4g, 3a), including a career-high four-point game (2g, 2a) vs. TB (3/27)... Named NHL Second Star of the Week (3/29)... Posted two points (1g, 1a) in back-to-back games vs. FLA (4/8) and vs. DET (4/10)... Tallied a career-high three assists at FLA (4/22), including the first two shorthanded points of his NHL/Hurricanes career... Tied his career-long, three-game goal/point streak from 5/3-5/6 (3g, 1a), including his first two career shorthanded goals in back-to-back games vs. CHI from 5/4-5/6... **Longest goal streak:** 3 games-2x (last: 5/3-5/6: 3g)... **Longest assist streak:** 4 games (3/1-3/7: 5a)... **Longest point streak:** 4 games (3/1-3/7: 2g, 5a)... **Multi-goal games:** 1 (3/27 vs. TB: 2g)... **Multi-assist games:** 4 (last: 4/22 at FLA: 3a)... **Multi-point games:** 10 (last: 5/4 vs. CHI: 1g, 1a).

## PLAYOFF CAREER

**2020:** Tallied four points (1g, 3a) in eight playoff games... Scored the game-winning goal in NHL playoff debut in Game 1 of Eastern Conference Qualifying Round vs. NYR (8/1)... Became the ninth player in franchise history to score a goal in their playoff debut and the third to score the game-winning goal

in their playoff debut... Earned first career NHL playoff assist in Game 3 at NYR (8/4)... Played a playoff-career-high 18:45 in Game 1 of Eastern Conference First Round vs. BOS (8/12)... Recorded two assists in Game 2 at BOS (8/13).



# ALEX NEDELJKOVIC 39



Goaltender • Catches Left

Acquired: 2014 NHL Draft

6'0" • 201 lbs.

2020-21 Team: Carolina (NHL)

1/7/96 • Parma, Ohio

Drafted: Carolina 2014 (2-37)

## CAREER STATS

YEAR	TEAM	LEAGUE	REGULAR SEASON						PLAYOFFS					
			GP	MIN	GA	SO	GAA	W-L-OT	GP	MIN	GA	SO	GAA	W-L
2012-13	Plymouth	OHL	26	1,371	52	2	2.28	19-2-2	15	864	39	1	2.71	9-4
2013-14	Plymouth	OHL	61	3,436	165	1	2.88	26-27-7	5	272	20	0	4.41	1-4
2014-15	Plymouth	OHL	55	3,206	167	5	3.13	20-28-7	-	-	-	-	-	-
	Florida	ECHL	3	178	10	0	3.38	2-1-0	-	-	-	-	-	-
2015-16	Flint	OHL	19	1,122	60	1	3.21	9-7-2	-	-	-	-	-	-
	Niagara	OHL	30	1,766	80	1	2.72	15-13-2	17	1026	48	0	2.81	12-5
2016-17	Carolina	NHL	1	30	0	0	0.00	0-0-0	-	-	-	-	-	-
	Florida	ECHL	12	565	28	1	2.97	6-4-0	-	-	-	-	-	-
	Charlotte	AHL	25	1,287	73	1	3.40	8-14-1	-	-	-	-	-	-
2017-18	Charlotte	AHL	49	2,726	116	5	2.55	31-12-8	8	541	19	1	2.11	4-4
2018-19	Carolina	NHL	1	60	2	0	2.00	1-0-0	-	-	-	-	-	-
	Charlotte	AHL	51	2,917	110	4	2.26	34-9-5	15	897	35	1	2.34	10-4
2019-20	Carolina	NHL	4	217	11	0	3.05	1-2-1	-	-	-	-	-	-
	Charlotte	AHL	29	1,661	69	4	2.49	16-10-2	-	-	-	-	-	-
2020-21	Carolina	NHL	23	1,392	44	3	1.90	15-5-3	-	-	-	-	-	-
<b>Hurricanes/NHL Totals (4 seasons)</b>			<b>29</b>	<b>1,699</b>	<b>57</b>	<b>3</b>	<b>2.01</b>	<b>17-7-4</b>	-	-	-	-	-	-

June 28, 2014 — Selected by the Carolina Hurricanes in the 2014 NHL Draft. Second round, 37th overall.  
 March 17, 2015 — Signed by the Carolina Hurricanes to a three-year, entry-level contract.

## HIGHLIGHTS

### NHL FIRSTS:

**Game:** 1/17/17; 4-1 L at CBJ  
**Win:** 1/23/19; 5-2 W at VAN  
**Shutout:** 2/20/21; 4-0 W vs. TB

### NHL SHOOTOUTS AND PENALTY SHOTS:

**Shutout Stats:** 1-0 (0 goals on 3 attempts)  
**Career Penalty Shots:** 1 (1 goal on 1 attempt)

### NHL HIGHS:

**Saves:** 44 (3/1/21; 3-2 W at FLA)  
**Shots Faced:** 46 (3/1/21; 3-2 W at FLA)  
**Win Streak:** 4-2x (last: 4/8/21-4/22/21)  
**Streak w/out Regulation Loss:** 7-2x (last: 4/8/21-5/1/21; 6-0-1)  
**Shutout Sequence:** 107:09 (4/3/21-4/17/21)

## 2020-21 REGULAR SEASON

Is in his fourth NHL/Hurricanes season... Was selected as the winner of the Josef Vasicek Award... Led the team in games played and starts... Posted a 15-5-3 record with a 1.90 goals-against average, .932 save percentage and three shutouts... Earned the best single-season goals-against average and save percentage in franchise history (min. 15 GP)... Registered the highest single-season save percentage by an NHL rookie since 2014-15... Tied for fifth in the NHL in shutouts... Posted the second-most shutouts in a single season by a rookie in franchise history... Assigned to taxi squad (1/13)... Recalled from taxi squad (1/31)... Made 26 saves in first career NHL/Hurricanes shootout win at DAL (2/13)... Stopped all 24 shots faced vs. TB (2/20) for first career NHL/Hurricanes

shutout... Won four straight starts for the first time in his NHL/Hurricanes career from 3/1-3/14, including a career-high 44 saves at FLA (3/1)... Posted a 19-save shutout at CBJ (3/22)... Stopped 33 of 36 shots in win at CBJ (3/25)... Named NHL Rookie of the Month for March... Won four consecutive starts from 4/8-4/22, including a 24-save shutout vs. FLA (4/8)... Won three straight starts from 4/27-5/3... Tallied first career NHL/Hurricanes point (assist) on OT GWG vs. CBJ (5/1), marking just the third overtime assist by a goalie in franchise history and the first since Eddie Lack on 12/12/15... **Saves:** 604... **Shots Faced:** 648... **Win Streak:** 4 games-2x (last: 4/8-4/22)... **Starts Streak:** 3 games (4/20-4/24)... **Streak w/out Regulation Loss:** 8 games (4/8-5/3; 7-0-1).

## PLAYOFF CAREER

Has not appeared in an NHL postseason game.



# NINO NIEDERREITER 21



Left Wing • Shoots Left

Acquired: 1/17/2019, Trade with Minnesota

6'2" • 215 lbs.

2020-21 Team: Carolina (NHL)

9/8/92 • Chur, Switzerland

Drafted: NY Islanders 2010 (1-5)

## CAREER STATS

YEAR	TEAM	LEAGUE	REGULAR SEASON					PLAYOFFS				
			GP	G	A	P	PIM	GP	G	A	P	PIM
2009-10	Portland	WHL	65	36	24	60	68	13	8	8	16	16
2010-11	NY Islanders	NHL	9	1	1	2	8	-	-	-	-	-
	Portland	WHL	55	41	29	70	67	21	9	18	27	30
2011-12	NY Islanders	NHL	55	1	0	1	12	-	-	-	-	-
	Bridgeport	AHL	6	3	1	4	4	-	-	-	-	-
2012-13	Bridgeport	AHL	74	28	22	50	38	-	-	-	-	-
2013-14	Minnesota	NHL	81	14	22	36	44	13	3	3	6	8
2014-15	Minnesota	NHL	80	24	13	37	28	10	4	1	5	10
2015-16	Minnesota	NHL	82	20	23	43	36	6	1	5	6	4
2016-17	Minnesota	NHL	82	25	32	57	53	5	0	1	1	2
2017-18	Minnesota	NHL	63	18	14	32	36	5	0	0	0	0
2018-19	Minnesota	NHL	46	9	14	23	10	-	-	-	-	-
	Carolina	NHL	36	14	16	30	20	15	1	3	4	12
2019-20	Carolina	NHL	67	11	18	29	42	7	1	1	2	2
2020-21	Carolina	NHL	56	20	14	34	29	-	-	-	-	-
<b>Hurricanes Totals (3 seasons)</b>			<b>159</b>	<b>45</b>	<b>48</b>	<b>93</b>	<b>91</b>	<b>22</b>	<b>2</b>	<b>4</b>	<b>6</b>	<b>14</b>
<b>NHL Totals (10 seasons)</b>			<b>657</b>	<b>157</b>	<b>167</b>	<b>324</b>	<b>318</b>	<b>61</b>	<b>10</b>	<b>14</b>	<b>24</b>	<b>38</b>

## HIGHLIGHTS

### NHL FIRSTS:

**Game:** 10/9/10; 5-4 L (SO) vs. DAL  
**Point:** 10/13/10; 2-1 L at WSH (goal)  
**Goal:** 10/13/10; 2-1 L at WSH (Neuvirth)

### SHOOTOUTS:

12 attempts, 2 goals (16.7%)  
 1 game-deciding goal

### NHL HIGHS:

**Goals:** 3-2x (last: 1/4/18; 6-2 W vs. BUF)  
**Assists:** 3 (11/3/13; 4-0 W vs. NJ)  
**Points:** 3-9x (last: 2/19/21; 5-3 W vs. CHI)  
**Penalty Min:** 15 (2/16/17; 3-1 W vs. DAL)  
**Goal Streak:** 6 (11/14/17-11/24/17; 7g)  
**Assist Streak:** 4 (12/21/19-12/28/19; 1g, 4a)  
**Point Streak:** 8 (11/9/17-11/24/17; 7g, 2a)

- June 25, 2010 — Selected by the New York Islanders in the 2010 NHL Draft. First round, fifth overall.
- June 30, 2013 — Acquired by the Minnesota Wild from the New York Islanders in exchange for Cal Clutterbuck and a third-round pick in the 2013 NHL Draft (Eamon McAdam).
- January 17, 2019 — Acquired by the Carolina Hurricanes from the Minnesota Wild in exchange for Victor Rask.

## 2020-21 REGULAR SEASON

Is in his 10th NHL season and third with the Hurricanes... Posted 34 points (20g, 14a) in 56 games... Ranked first on the team in even-strength goals (16), tied for first in game-winning goals (4), second in goals and tied for fourth in power-play goals... Established career high in plus/minus (+20)... Scored the game-winning goal in season opener at DET (1/14)... Posted a three-game point streak from 1/31-2/4 (2g, 1a), including the game-tying goal vs. DAL (1/31)... Registered first career fighting major against Max Domi at CBJ (2/7)... Scored the game-winning goal at DAL (2/11)... Tied a career high with a three-point game (2g, 1a), including his 300th career NHL point (assist) and the game-winning goal, vs. CHI (2/19)... Recorded two points (1g, 1a) vs. DET

(3/4)... Posted a four-game point streak from 3/11-3/18 (2g, 2a), including the game-winning goal at DET (3/14)... Earned three points in four games from 3/25-4/1 (1g, 2a)... Posted a four-game point streak from 4/8-4/15 (1g, 3a)... Registered two points (1g, 1a) at TB (4/20)... Tallied points in back-to-back games at DAL from 4/26-4/27 (1g, 1a)... Scored two goals vs. CHI (5/4)... **Longest goal streak:** 2 games-4x (last: 4/20-4/22: 2g)... **Longest assist streak:** 2 games-2x (last: 4/8-4/10: 2a)... **Longest point streak:** 4 games-2x (last: 4/8-4/15: 1g, 3a)... **Multi-goal games:** 2 (last: 5/4 vs. CHI: 2g)... **Multi-point games:** 4 (last: 5/4 vs. CHI: 2g).

## PLAYOFF CAREER

**2014:** Recorded six points (3g, 3a) in 13 games with MIN... Made playoff debut and tallied an assist at COL (4/17) in Western Conference First Round... Registered three points (2g, 1a) including the overtime winner in Game 7 at COL (4/30)... Scored the GWG in Game 4 of Western Conference Second Round vs. CHI (5/9)... **2015:** Tallied five points (4g, 1a) in 10 games with MIN... Posted points in four straight games (Games 3-6) of Western Conference First Round vs. STL (4/20-4/26: 3g, 1a)... Scored the GWG in Game 5 at STL (4/24)... **2016:** Registered six points (1g, 5a) in six games with MIN... Recorded points in four straight games (Games 3-6) in Western Conference First Round vs. DAL (4/18-4/24: 1g, 5a)... Tallied two assists in

Game 3 vs. DAL (4/18)... Recorded two assists in Game 6 at DAL (4/24)... **2017:** Tallied one assist in five playoff games with MIN... **2018:** Played in five postseason games with MIN... **2019:** Earned four points (1g, 3a) in 15 playoff games with Carolina... Recorded his first Hurricanes playoff point with an assist in Game 4 of the First Round vs. WSH (4/18)... Scored his first postseason goal with Carolina in Game 2 of the Second Round at NYI (4/28)... **2020:** Recorded two points (1g, 1a) in seven playoff games... Registered an assist in Game 1 of Eastern Conference Qualifying Round vs. NYR (8/1)... Scored a power-play goal in Game 3 of Eastern Conference First Round vs. BOS (8/15).



# CEDRIC PAQUETTE 18



Center • Shoots Left

Acquired: 2/13/21, Trade with Ottawa

6'0" • 201 lbs.

2020-21 Teams: Carolina/Ottawa (NHL)

8/13/93 • Gaspé, Que.

Drafted: Tampa Bay 2012 (4-104)

## CAREER STATS

YEAR	TEAM	LEAGUE	REGULAR SEASON					PLAYOFFS				
			GP	G	A	P	PIM	GP	G	A	P	PIM
2010-11	Montreal	QMJHL	4	0	0	0	2	—	—	—	—	—
2011-12	Blainville-Boisbriand	QMJHL	63	31	17	48	88	11	7	10	17	22
2012-13	Blainville-Boisbriand	QMJHL	63	27	56	83	103	15	7	5	12	33
	Syracuse	AHL	—	—	—	—	—	3	0	0	0	0
2013-14	Tampa Bay	NHL	2	0	1	1	0	4	0	2	2	16
	Syracuse	AHL	70	20	24	44	153	—	—	—	—	—
2014-15	Tampa Bay	NHL	64	12	7	19	51	24	3	0	3	28
	Syracuse	AHL	5	4	3	7	7	—	—	—	—	—
2015-16	Tampa Bay	NHL	56	6	5	11	51	17	0	1	1	24
2016-17	Tampa Bay	NHL	58	4	6	10	80	—	—	—	—	—
2017-18	Tampa Bay	NHL	56	5	4	9	41	17	1	1	2	37
2018-19	Tampa Bay	NHL	80	13	4	17	80	4	1	0	1	0
2019-20	Tampa Bay	NHL	61	7	11	18	42	25	0	3	3	16
2020-21	Ottawa	NHL	9	1	0	1	4	—	—	—	—	—
	Carolina	NHL	38	3	4	7	17	—	—	—	—	—
<b>Hurricanes Totals (1 season)</b>			<b>38</b>	<b>3</b>	<b>4</b>	<b>7</b>	<b>17</b>	—	—	—	—	—
<b>NHL Totals (8 seasons)</b>			<b>424</b>	<b>51</b>	<b>42</b>	<b>93</b>	<b>366</b>	<b>91</b>	<b>5</b>	<b>7</b>	<b>12</b>	<b>121</b>

## HIGHLIGHTS

### NHL FIRSTS:

**Game:** 4/11/14; 3-2 W at CBJ  
**Point:** 4/11/14; 3-2 W at CBJ (assist)  
**Goal:** 11/6/14; 5-2 W vs. CGY (Hiller)

### SHOOTOUTS:

0 attempts, 0 goals  
 0 game-deciding goals

### NHL HIGHS:

**Goals:** 3 (1/29/15; 5-1 W vs. DET)  
**Assists:** 2-3x (last: 1/9/20; 4-0 W vs. ARI)  
**Points:** 3-2x (last: 3/30/18; 7-3 W at NYR)  
**Penalty Min:** 16 (2/27/17; 5-1 W vs. OTT)  
**Goal Streak:** 4 (1/27/15-2/3/15; 6g)  
**Assist Streak:** 3-3x (last: 11/8/19-11/14/19; 4a)  
**Point Streak:** 5 (1/20/15-2/3/15; 6g, 1a).

- June 23, 2012 — Selected by the Tampa Bay Lightning in the 2012 NHL Draft. Fourth round, 104th overall.
- December 27, 2020 — Acquired by the Ottawa Senators along with Braydon Coburn and a second-round pick in the 2022 NHL Draft from the Tampa Bay Lightning in exchange for Marian Gaborik and Anders Nilsson.
- February 13, 2021 — Acquired by the Carolina Hurricanes from the Ottawa Senators in exchange for Ryan Dzingel.

## 2020-21 REGULAR SEASON

Is in his eighth NHL season and first with the Hurricanes... Posted eight points (4g, 4a) in 47 games... Registered one goal in nine games with OTT and seven points (3g, 4a) in 38 games with CAR... Ranked third on the team in hits (109)... Began the season with OTT... Scored a goal at EDM (2/2)... Acquired from OTT along with Alex Galchenyuk in exchange for Ryan Dzingel (2/13)... Made Hurricanes debut vs. CBJ (2/15)... Scored a goal for first Hurricanes point in first career NHL game vs. TB (2/20)... Tallied two assists in three games at FLA (2/27) and at

NSH (3/2)... Played 400th career NHL game vs. NSH (3/11)... Scored goals in back-to-back games at CBJ (3/25) and vs. TB (3/27)... Posted a career-high eight hits vs. DAL (4/4)... Recorded an assist at TB (4/20)... Posted 14th career NHL fighting major against Ryan Lomberg at FLA (4/22)... Logged career-high 15:37 of ice time at FLA (4/24)... Missed last six games of the regular season due to a lower-body injury (5/1-5/10)... **Longest goal streak:** 2 games (3/25-3/27; 2g)... **Longest point streak:** 2 games (3/25-3/27; 2g).

## PLAYOFF CAREER

**2014:** Earned two assists in four games with TB... Recorded an assist in NHL playoff debut in Game 1 of Eastern Conference First Round vs. MTL (4/16)... **2015:** Scored three goals in 24 games with TB as the team advanced to the Stanley Cup Final... Scored first career NHL playoff goal in Game 6 of Eastern Conference First Round at DET (4/27)... Recorded goals in back-to-back games in Games 2 and 3 of the Stanley Cup Final vs. CHI (6/6-6/8), including the game-winning goal in Game 3... **2016:** Posted one assist in 17 games with TB...

**2018:** Tallied two points (1g, 1a) in 17 games with TB... Scored a goal in Game 5 of Eastern Conference Final vs. WSH (5/19)... **2019:** Registered one goal in four games with TB... Scored a goal in Game 4 of Eastern Conference First Round at CBJ (4/16)... **2020:** Won Stanley Cup with TB, posting three assists in 25 games... Assisted on the game-winning goal in Game 3 of Eastern Conference First Round at CBJ (8/15)... Earned one assist in six games during Stanley Cup Final vs. DAL... Tallied an assist in series-clinching Game 6 at DAL (9/28).





# BRETT PESCE 22



Defenseman • Shoots Right

Acquired: 2013 NHL Entry Draft

6'4" • 201 lbs.

2020-21 Team: Carolina (NHL)

11/15/94 • Tarrytown, N.Y.

Drafted: Carolina 2013 (3-66)

## CAREER STATS

YEAR	TEAM	LEAGUE	REGULAR SEASON					PLAYOFFS				
			GP	G	A	P	PIM	GP	G	A	P	PIM
2008-09	North Jersey	AYHL	26	5	10	15	26	-	-	-	-	-
2009-10	North Jersey	AYHL	32	2	11	13	6	-	-	-	-	-
2010-11	North Jersey	AYHL	20	9	18	27	8	-	-	-	-	-
2011-12	Jersey Hitmen	EJHL	17	1	5	6	18	-	-	-	-	-
	USNTDP U18	USNTDP	4	0	0	0	0	-	-	-	-	-
2012-13	New Hampshire	Hockey East	38	1	5	6	10	-	-	-	-	-
2013-14	New Hampshire	Hockey East	41	7	14	21	6	-	-	-	-	-
2014-15	New Hampshire	Hockey East	31	3	13	16	32	-	-	-	-	-
	Charlotte	AHL	4	0	1	1	6	-	-	-	-	-
<b>2015-16</b>	<b>Carolina</b>	<b>NHL</b>	<b>69</b>	<b>4</b>	<b>12</b>	<b>16</b>	<b>16</b>	-	-	-	-	-
	Charlotte	AHL	3	1	2	3	0	-	-	-	-	-
<b>2016-17</b>	<b>Carolina</b>	<b>NHL</b>	<b>82</b>	<b>2</b>	<b>18</b>	<b>20</b>	<b>20</b>	-	-	-	-	-
<b>2017-18</b>	<b>Carolina</b>	<b>NHL</b>	<b>65</b>	<b>3</b>	<b>16</b>	<b>19</b>	<b>18</b>	-	-	-	-	-
<b>2018-19</b>	<b>Carolina</b>	<b>NHL</b>	<b>73</b>	<b>7</b>	<b>22</b>	<b>29</b>	<b>24</b>	<b>15</b>	<b>0</b>	<b>6</b>	<b>6</b>	<b>0</b>
<b>2019-20</b>	<b>Carolina</b>	<b>NHL</b>	<b>61</b>	<b>4</b>	<b>14</b>	<b>18</b>	<b>27</b>	-	-	-	-	-
<b>2020-21</b>	<b>Carolina</b>	<b>NHL</b>	<b>55</b>	<b>4</b>	<b>21</b>	<b>25</b>	<b>20</b>	-	-	-	-	-
<b>Hurricanes/NHL Totals (6 seasons)</b>			<b>405</b>	<b>24</b>	<b>103</b>	<b>127</b>	<b>125</b>	<b>15</b>	<b>0</b>	<b>6</b>	<b>6</b>	<b>0</b>

June 30, 2013 — Selected by the Carolina Hurricanes in the 2013 NHL Draft. Third round, 66th overall.  
March 27, 2015 — Signed a three-year, entry-level contract with the Carolina Hurricanes.

## HIGHLIGHTS

### NHL FIRSTS:

**Game:** 10/24/15; 5-2 L at SJ  
**Point:** 10/30/15; 3-2 W vs. COL (assist)  
**Goal:** 11/22/15; 4-3 W vs. LA (Quick)

### SHOOTOUTS:

0 attempts, 0 goals  
0 game-deciding goals

### NHL HIGHS:

**Goals:** 1-24x (last: 4/24/21; 4-3 L (OT) at FLA)  
**Assists:** 2-10x (last: 2/27/21; 4-3 W (OT) at FLA)  
**Points:** 2-14x (last: 2/27/21; 4-3 W (OT) at FLA)  
**Penalty Min:** 5 (1/21/20; 4-1 W at WPG)  
**Goal Streak:** 2-2x (last: 10/9/18-10/13/18; 2g, 1a)  
**Assist Streak:** 4 (1/31/21-2/7/21; 1g, 4a)  
**Point Streak:** 4 (1/31/21-2/7/21; 1g, 4a)

## 2020-21 REGULAR SEASON

Is in his sixth NHL/Hurricanes season... Posted 25 points (4g, 21a) in 55 games... Ranked second among Hurricanes defensemen in all three categories... Ranked second on the team with career-high 22:48 of average ice time and led the team in shorthanded ice time per game (3:08)... Ranked second on the team in blocked shots (82) and tied for fourth in takeaways (21)... Posted a career-long, four-game point streak from 1/31-2/7 (1g, 4a)... Tallied two assists at DAL (2/11)... Posted a three-game point streak from 2/25-3/1 (2g, 2a), including a two-assist game at FLA (2/27) and a power-play goal at FLA (3/1)...

Earned assists in back-to-back games vs. CBJ (3/20) and at CBJ (3/22)... Tied career-long, three-game assist streak from 4/1-4/4 (3a)... Earned 100th career NHL/Hurricanes assist vs. NSH (4/15)... Registered points in back-to-back games at FLA from 4/22-4/24 (1g, 1a) and logged a career-high 28:18 of ice time on 4/22... Recorded an assist in 400th career NHL/Hurricanes game vs. DET (4/29)... **Longest assist streak:** 4 games (1/31-2/7: 4a)... **Longest point streak:** 4 games (1/31-2/7: 1g, 4a)... **Multi-assist games:** 2 (last: 2/27 at FLA: 2a)... **Multi-point games:** 3 (last: 2/27 at FLA: 2a).

## PLAYOFF CAREER

**2019:** Tallied six assists in 15 playoff games with Carolina... Made his NHL playoff debut in Game 1 of the Eastern Conference First Round at WSH (4/11)... Tallied his first postseason point with an assist in Game 6 vs. WSH (4/22)... Earned two assists in Carolina's Game 7 victory at WSH (4/24) as the Hurricanes

eliminated the defending Stanley Cup champions... Recorded an assist on Jordan Staal's game-winning goal in overtime of Game 1 of the Second Round at NYI (4/26) to extend his assist streak to three games (4/22-4/26: 4a)... **2020:** Missed the 2020 Stanley Cup Playoffs due to injury.



# JAMES REIMER 47



Goaltender • Catches Left

Acquired: 6/30/19, Trade with Florida

6'3" • 213 lbs.

2020-21 Team: Carolina (NHL)

3/15/88 • Morweena, Man.

Drafted: Toronto 2006 (4-99)

## CAREER STATS

YEAR	TEAM	LEAGUE	REGULAR SEASON							PLAYOFFS						
			GP	MIN	GA	SO	GAA	W-L-OT	GP	MIN	GA	SO	GAA	W-L		
2005-06	Red Deer	WHL	34	1,709	80	0	2.81	7-18-3	—	—	—	—	—	—		
2006-07	Red Deer	WHL	60	3,339	148	3	2.66	26-23-7	7	417	27	0	3.88	3-4		
2007-08	Red Deer	WHL	30	1,668	76	1	2.73	8-15-4	—	—	—	—	—	—		
2008-09	Toronto	AHL	3	183	10	0	3.28	1-2-0	—	—	—	—	—	—		
	South Carolina	ECHL	6	363	8	0	1.32	6-0-0	8	497	18	0	2.17	4-3		
	Reading	ECHL	22	1,236	68	0	3.30	10-7-3	—	—	—	—	—	—		
2009-10	Toronto	AHL	26	1,520	57	1	2.25	14-8-2	—	—	—	—	—	—		
<b>2010-11</b>	<b>Toronto</b>	<b>NHL</b>	<b>37</b>	<b>2,080</b>	<b>90</b>	<b>3</b>	<b>2.60</b>	<b>20-10-5</b>	—	—	—	—	—	—		
	Toronto	AHL	15	858	37	3	2.59	9-5-1	—	—	—	—	—	—		
<b>2011-12</b>	<b>Toronto</b>	<b>NHL</b>	<b>34</b>	<b>1,879</b>	<b>97</b>	<b>3</b>	<b>3.10</b>	<b>14-4-4</b>	—	—	—	—	—	—		
<b>2012-13</b>	<b>Toronto</b>	<b>NHL</b>	<b>33</b>	<b>1,856</b>	<b>76</b>	<b>4</b>	<b>2.46</b>	<b>19-8-5</b>	<b>7</b>	<b>438</b>	<b>21</b>	<b>0</b>	<b>2.87</b>	<b>3-4</b>		
<b>2013-14</b>	<b>Toronto</b>	<b>NHL</b>	<b>36</b>	<b>1,785</b>	<b>98</b>	<b>1</b>	<b>3.29</b>	<b>12-16-1</b>	—	—	—	—	—	—		
<b>2014-15</b>	<b>Toronto</b>	<b>NHL</b>	<b>35</b>	<b>1,767</b>	<b>93</b>	<b>0</b>	<b>3.16</b>	<b>9-16-1</b>	—	—	—	—	—	—		
<b>2015-16</b>	<b>Toronto</b>	<b>NHL</b>	<b>32</b>	<b>1,809</b>	<b>75</b>	<b>0</b>	<b>2.49</b>	<b>11-12-7</b>	—	—	—	—	—	—		
	San Jose	NHL	8	481	13	3	1.62	6-2-0	1	29	1	0	2.06	0-0		
<b>2016-17</b>	<b>Florida</b>	<b>NHL</b>	<b>43</b>	<b>2,325</b>	<b>98</b>	<b>3</b>	<b>2.53</b>	<b>18-16-5</b>	—	—	—	—	—	—		
<b>2017-18</b>	<b>Florida</b>	<b>NHL</b>	<b>44</b>	<b>2,411</b>	<b>120</b>	<b>4</b>	<b>2.99</b>	<b>22-14-6</b>	—	—	—	—	—	—		
<b>2018-19</b>	<b>Florida</b>	<b>NHL</b>	<b>36</b>	<b>1,805</b>	<b>93</b>	<b>0</b>	<b>3.09</b>	<b>13-12-5</b>	—	—	—	—	—	—		
<b>2019-20</b>	<b>Carolina</b>	<b>NHL</b>	<b>25</b>	<b>1,379</b>	<b>61</b>	<b>3</b>	<b>2.66</b>	<b>14-6-2</b>	<b>3</b>	<b>178</b>	<b>7</b>	<b>0</b>	<b>2.36</b>	<b>2-1</b>		
<b>2020-21</b>	<b>Carolina</b>	<b>NHL</b>	<b>22</b>	<b>1,331</b>	<b>59</b>	<b>0</b>	<b>2.66</b>	<b>15-5-2</b>	—	—	—	—	—	—		
<b>Hurricanes Totals (2 seasons)</b>			<b>47</b>	<b>2,709</b>	<b>120</b>	<b>3</b>	<b>2.66</b>	<b>29-11-4</b>	<b>3</b>	<b>178</b>	<b>7</b>	<b>0</b>	<b>2.36</b>	<b>2-1</b>		
<b>NHL Totals (11 seasons)</b>			<b>385</b>	<b>20,908</b>	<b>973</b>	<b>24</b>	<b>2.79</b>	<b>173-131-43</b>	<b>11</b>	<b>645</b>	<b>29</b>	<b>0</b>	<b>2.70</b>	<b>5-5</b>		

- June 24, 2006 — Selected by the Toronto Maple Leafs in the 2006 NHL Draft. Fourth round, 99th overall.
- February 27, 2016 — Acquired by the San Jose Sharks from the Toronto Maple Leafs along with Jeremy Morin in exchange for Alex Stalock, Ben Smith and a third-round selection in the 2018 NHL Draft (Riley Slotts).
- July 1, 2016 — Signed by the Florida Panthers as a free agent.
- June 30, 2019 — Acquired by the Carolina Hurricanes from the Florida Panthers in exchange for Scott Darling and a sixth-round selection in the 2020 NHL Draft.

## 2020-21 REGULAR SEASON

Is in his 11th NHL season and second with the Hurricanes... Posted a 15-5-2 record with a 2.66 goals-against average and .906 save percentage... Stopped 31 of 33 shots in win at NSH (1/18)... Made 30 saves in win at CHI (2/2)... Won first four starts of the season from 1/18-2/2... Made 34 saves in win at DAL (2/11)... Made season-high 37 saves vs. CBJ (2/15)... Won four consecutive starts from 2/7-2/19... Stopped 36 of 38 shots at NSH (3/2)...

Stopped 32 of 33 shots vs. NSH (3/11)... Won four consecutive starts from 2/27-3/11... Made 22 saves in win at CHI (4/1)... Stopped 16 of 17 shots vs. DET (4/29)... **Saves:** 568... **Shots Faced:** 627... **Win Streak:** 4 games-3x (last: 2/27-3/11)... **Starts Streak:** 5 games (1/30-2/7)... **Streak w/out Regulation Loss:** 4 games-3x (last: 2/27-3/11: 4-0-0).

## PLAYOFF CAREER

**2013:** Registered a 3-4 record, 2.87 goals-against average and .923 save percentage in seven playoff games during the Eastern Conference Quarterfinals vs. BOS... Made 36 saves in NHL playoff debut in Game 1 at BOS (5/1)... Stopped 39 of 41 shots for first career NHL playoff win in Game 2 at BOS (5/4)... Made 43 saves on 44 shots in Game 5 win at BOS (5/10)... Stopped 29 of 30 shots faced in Game 6 win vs. BOS (5/12)... **2016:** Made one playoff appearance in relief, stopping six of seven shots faced in Game 4

of Western Conference Final vs. STL (5/21)... **2020:** Earned a 2-1 record, 2.36 goals-against average and .934 save percentage in three playoff games with Carolina... Made 37 saves in Hurricanes playoff debut in series-clinching win in Game 3 of Eastern Conference Qualifying Round at NYR (8/4)... Made 33 saves in win in Game 2 of Eastern Conference First Round at BOS (8/13).

## HIGHLIGHTS

### NHL FIRSTS:

- Game:** 12/20/10; 3-6 L vs. ATL
- Win:** 1/11/11; 5-1 W at OTT
- Shutout:** 2/3/11; 3-0 W vs. CAR

### NHL SHOOTOUTS AND PENALTY SHOTS:

- Shootout Stats:** 23-22 (49 goals on 160 attempts)
- Career Penalty Shots:** 8 (3 goals on 8 attempts)

### NHL HIGHS:

- Saves:** 49-4x (last: 4/4/15; 1-2 OT L at BOS)
- Shots Faced:** 50-5x (last: 10/8/19; 6-3 W at FLA)
- Win Streak:** 6 (2/7/13-3/6/13)
- Streak w/out Regulation Loss:** 10 (2/8/11-3/3/11; 7-0-3)
- Shutout Sequence:** 141:44 (12/22/17-12/28/17)



# SHELDON REMPAL 41



Right Wing • Shoots Right

Acquired: 10/16/20, Signed as a free agent

5'10" • 165 lbs.

2020-21 Teams: Carolina (NHL), Chicago (AHL)

8/7/95 • Calgary, Alta.

Drafted: Undrafted

## CAREER STATS

YEAR	TEAM	LEAGUE	REGULAR SEASON					PLAYOFFS				
			GP	G	A	P	PIM	GP	G	A	P	PIM
2013-14	Nanaimo	BCHL	58	22	28	50	30	5	3	1	4	0
2014-15	Nanaimo	BCHL	53	29	24	53	52	23	7	5	12	14
2015-16	Nanaimo	BCHL	56	59	51	110	88	14	9	14	23	8
2016-17	Clarkson	ECAC	39	11	12	23	14	-	-	-	-	-
2017-18	Clarkson	ECAC	39	23	23	46	34	-	-	-	-	-
<b>2018-19</b>	<b>Los Angeles</b>	<b>NHL</b>	<b>7</b>	<b>0</b>	<b>0</b>	<b>0</b>	<b>0</b>	-	-	-	-	-
	Ontario	AHL	59	15	25	40	25	-	-	-	-	-
2019-20	Ontario	AHL	56	4	17	21	44	-	-	-	-	-
<b>2020-21</b>	<b>Carolina</b>	<b>NHL</b>	<b>3</b>	<b>0</b>	<b>0</b>	<b>0</b>	<b>0</b>	-	-	-	-	-
	Chicago	AHL	19	3	9	12	2	-	-	-	-	-
<b>Hurricanes Totals (1 season)</b>			<b>3</b>	<b>0</b>	<b>0</b>	<b>0</b>	<b>0</b>	-	-	-	-	-
<b>NHL Totals (2 seasons)</b>			<b>10</b>	<b>0</b>	<b>0</b>	<b>0</b>	<b>0</b>	-	-	-	-	-

March 30, 2018 — Signed by the Los Angeles Kings as a free agent.  
October 16, 2020 — Signed by the Carolina Hurricanes as a free agent.

## HIGHLIGHTS

### NHL FIRSTS

**Game:** 10/18/18; 7-2 L vs. NYI

**Point:** None

**Goal:** None

### SHOOTOUTS

0 attempts, 0 goals

0 game-deciding goals

### NHL HIGHS

**Goals:** None

**Assists:** None

**Points:** None

**Penalty Min:** None

**Goal Streak:** None

**Assist Streak:** None

**Point Streak:** None

## 2020-21 REGULAR SEASON

Is in his second NHL season and first with the Hurricanes... Skated in three NHL games... Posted 12 points (3g, 9a) in 22 AHL games with Chicago... Assigned to Chicago (1/12)... Recalled from Chicago and made Hurricanes debut vs. TB (1/28)... Reassigned to Chicago (2/1)... Tallied assists in back-to-back

games at Grand Rapids (2/26) and vs. Grand Rapids (2/28)... Posted two points (1g, 1a) at Iowa (3/13)... Registered two assists at Iowa (3/14)... Earned two assists at Rockford (3/28)... Recorded two points (1g, 1a) vs. Iowa (4/30).

## PLAYOFF CAREER

Has not appeared in an NHL postseason game.



# JOAKIM RYAN 33



Defenseman • Shoots Left

Acquired: 10/12/20, Signed as a free agent

5'11" • 185 lbs.

2020-21 Teams: Carolina (NHL), Chicago (AHL)

6/17/93 • Rumson, N.J.

Drafted: San Jose 2012 (7-198)

## CAREER STATS

YEAR	TEAM	LEAGUE	REGULAR SEASON					PLAYOFFS				
			GP	G	A	P	PIM	GP	G	A	P	PIM
2010-11	Dubuque	USHL	53	3	29	32	26	11	2	3	5	2
2011-12	Cornell	ECAC	34	7	10	17	20	-	-	-	-	-
2012-13	Cornell	ECAC	34	3	20	23	12	-	-	-	-	-
2013-14	Cornell	ECAC	32	8	16	24	27	-	-	-	-	-
2014-15	Cornell	ECAC	23	1	13	14	27	-	-	-	-	-
	Worcester	AHL	7	0	2	2	2	-	-	-	-	-
2015-16	San Jose	AHL	66	2	26	28	26	4	0	3	3	0
2016-17	San Jose	AHL	65	10	39	49	41	15	4	7	11	4
<b>2017-18</b>	<b>San Jose</b>	<b>NHL</b>	<b>62</b>	<b>3</b>	<b>9</b>	<b>12</b>	<b>8</b>	<b>3</b>	<b>0</b>	<b>0</b>	<b>0</b>	<b>0</b>
	San Jose	AHL	2	1	1	2	0	-	-	-	-	-
<b>2018-19</b>	<b>San Jose</b>	<b>NHL</b>	<b>44</b>	<b>0</b>	<b>7</b>	<b>7</b>	<b>15</b>	<b>20</b>	<b>0</b>	<b>1</b>	<b>1</b>	<b>0</b>
<b>2019-20</b>	<b>Los Angeles</b>	<b>NHL</b>	<b>35</b>	<b>1</b>	<b>4</b>	<b>5</b>	<b>10</b>	-	-	-	-	-
<b>2020-21</b>	<b>Carolina</b>	<b>NHL</b>	<b>4</b>	<b>0</b>	<b>0</b>	<b>0</b>	<b>0</b>	-	-	-	-	-
	Chicago	AHL	4	0	2	2	2	-	-	-	-	-
<b>Hurricanes Totals (1 season)</b>			<b>4</b>	<b>0</b>	<b>0</b>	<b>0</b>	<b>0</b>	-	-	-	-	-
<b>NHL Totals (4 Seasons)</b>			<b>145</b>	<b>4</b>	<b>20</b>	<b>24</b>	<b>33</b>	<b>23</b>	<b>0</b>	<b>1</b>	<b>1</b>	<b>0</b>

June 23, 2012 — Selected by the San Jose Sharks in the 2012 NHL Draft. Seventh round, 198th overall.

July 1, 2019 — Signed by the Los Angeles Kings as a free agent.

October 12, 2020 — Signed by the Carolina Hurricanes as a free agent.

## HIGHLIGHTS

### NHL FIRSTS

**Game:** 10/12/17; 3-2 W vs. BUF

**Point:** 11/1/17; 4-1 W vs. NSH (assist)

**Goal:** 2/10/18; 6-4 W vs. EDM (Montoya)

### SHOOTOUTS

0 attempts, 0 goals

0 game-deciding goals

### NHL HIGHS

**Goals:** 2 (2/10/18; 6-4 W vs. EDM)

**Assists:** 1-20x (last: 2/18/20; 6-3 L at WPG)

**Points:** 2 (2/10/18; 6-4 W vs. EDM)

**Penalty Min:** 5 (10/18/18; 5-1 W vs. BUF)

**Goal Streak:** None

**Assist Streak:** 2-2x (last: 2/15/20-2/18/20; 2a)

**Point Streak:** 2-3x (last: 2/15/20-2/18/20; 2a)

## 2020-21 REGULAR SEASON

Is in his fourth NHL season and first with the Hurricanes... Skated in four NHL games... Posted two assists in four AHL games with Chicago... Assigned to taxi squad (1/12)... Reassigned to Chicago (3/16)... Tallied assists in back-to-back

games at Iowa (4/9-4/10)... Recalled to taxi squad (4/11)... Made Hurricanes debut at FLA (4/22)... Logged season-high 18:13 of ice time at NSH (5/10).

## PLAYOFF CAREER

**2018:** Skated in three playoff games with SJ... Made NHL playoff debut in Game 4 of Western Conference Second Round vs. VGK (5/2)... **2019:** Tallied

one assist in 20 playoff games with SJ... Earned first career NHL playoff point with an assist in Game 5 of Western Conference First Round vs. VGK (4/18).



# DREW SHORE 29



Center • Shoots Right

Acquired: 10/21/20, Signed as a free agent

6'2" • 209 lbs.

2020-21 Teams: Carolina (NHL), Chicago (AHL)

1/29/91 • Denver, Colo.

Drafted: Florida 2009 (2-44)

## CAREER STATS

YEAR	TEAM	LEAGUE	REGULAR SEASON					PLAYOFFS				
			GP	G	A	P	PIM	GP	G	A	P	PIM
2009-10	Denver	WCHA	41	5	14	19	18	-	-	-	-	-
2010-11	Denver	WCHA	40	23	23	46	38	-	-	-	-	-
2011-12	Denver	WCHA	42	22	31	53	45	-	-	-	-	-
	San Antonio	AHL	8	1	2	3	4	9	2	0	2	2
<b>2012-13</b>	<b>Florida</b>	<b>NHL</b>	<b>43</b>	<b>3</b>	<b>10</b>	<b>13</b>	<b>14</b>	-	-	-	-	-
	San Antonio	AHL	41	10	20	30	18	-	-	-	-	-
<b>2013-14</b>	<b>Florida</b>	<b>NHL</b>	<b>24</b>	<b>5</b>	<b>2</b>	<b>7</b>	<b>8</b>	-	-	-	-	-
	San Antonio	AHL	50	6	26	32	25	-	-	-	-	-
<b>2014-15</b>	<b>Calgary</b>	<b>NHL</b>	<b>11</b>	<b>1</b>	<b>2</b>	<b>3</b>	<b>0</b>	<b>1</b>	<b>0</b>	<b>0</b>	<b>0</b>	<b>2</b>
	San Antonio	AHL	35	9	21	30	16	-	-	-	-	-
	Adirondack	AHL	12	3	4	7	8	-	-	-	-	-
<b>2015-16</b>	<b>Calgary</b>	<b>NHL</b>	<b>2</b>	<b>0</b>	<b>1</b>	<b>1</b>	<b>2</b>	-	-	-	-	-
	Stockton	AHL	59	10	28	38	22	-	-	-	-	-
<b>2016-17</b>	<b>Vancouver</b>	<b>NHL</b>	<b>14</b>	<b>0</b>	<b>2</b>	<b>2</b>	<b>4</b>	-	-	-	-	-
	Kloten HC	Swiss	50	24	24	48	28	-	-	-	-	-
2017-18	Zurich SC	Swiss	24	1	14	15	14	12	4	3	7	6
2018-19	Zurich SC	Swiss	16	4	6	10	18	-	-	-	-	-
	Kunlun	KHL	18	6	5	11	8	-	-	-	-	-
2019-20	Minsk	KHL	24	3	14	17	8	-	-	-	-	-
	Nizhny Novgorod	KHL	19	1	9	10	6	3	0	0	0	2
<b>2020-21</b>	<b>Carolina</b>	<b>NHL</b>	<b>4</b>	<b>0</b>	<b>0</b>	<b>0</b>	<b>2</b>	-	-	-	-	-
	Chicago	AHL	7	0	1	1	6	-	-	-	-	-
	HK Dukla Trencin	Slovakia	5	3	7	10	4	-	-	-	-	-
<b>Hurricanes Totals (1 season)</b>			<b>4</b>	<b>0</b>	<b>0</b>	<b>0</b>	<b>2</b>	-	-	-	-	-
<b>NHL Totals (6 seasons)</b>			<b>98</b>	<b>9</b>	<b>17</b>	<b>26</b>	<b>30</b>	<b>1</b>	<b>0</b>	<b>0</b>	<b>0</b>	<b>2</b>

## HIGHLIGHTS

### NHL FIRSTS

**Game:** 1/22/13; 4-1 L at MTL

**Point:** 2/3/13; 4-3 W at BUF (assist)

**Goal:** 2/12/13; 6-5 L (OT) vs. WSH (Holtby)

### SHOOTOUTS

1 attempts, 0 goals (0.0%)

0 game-deciding goals

### NHL HIGHS

**Goals:** 2 (1/20/14; 5-1 W at PIT)

**Assists:** 2 (2/21/13; 5-2 W at PHI)

**Points:** 2-3x (last: 1/20/14; 5-1 W at PIT)

**Penalty Min:** 4 (4/8/14; 5-2 L vs. PHI)

**Goal Streak:** None

**Assist Streak:** 2-2x (last: 2/24/13-2/26/13; 2a)

**Point Streak:** 3 (2/24/13-2/28/13; 1g, 2a)

- June 27, 2009 — Selected by the Florida Panthers in the 2009 NHL Draft. Second round, 44th overall.
- January 9, 2015 — Acquired by the Calgary Flames from the Florida Panthers in exchange for Corban Knight.
- March 12, 2017 — Signed by the Vancouver Canucks as a free agent.
- October 22, 2020 — Signed by the Carolina Hurricanes as a free agent.


## 2020-21 REGULAR SEASON

Is in his sixth NHL season and first with the Hurricanes... Skated in four NHL games... Posted one assist in seven AHL games with Chicago... Began the season in Slovakia with Dukla Trencin... Earned 10 points (3g, 7a) in five games with Dukla Trencin... Assigned to Chicago (1/12)... Recalled to

taxi squad (1/28)... Recalled from taxi squad and made Hurricanes debut vs. DAL (1/31)... Reassigned to Chicago (2/1)... Earned an assist vs. Grand Rapids (4/1)... Recalled to taxi squad (4/8)... Logged season-high 13:18 of ice time at NSH (5/10).

## PLAYOFF CAREER

**2015:** Appeared in one playoff game with CGY, making NHL postseason debut in Game 1 of Western Conference Second Round at ANA (4/30).



# BRADY SKJEI 76



Defenseman • Shoots Left

Acquired: 2/24/20, Trade with NY Rangers

6'3" • 210 lbs.

2020-21 Team: Carolina (NHL)

3/26/94 • Lakeville, Minn.

Drafted: NY Rangers 2012 (1-28)

## CAREER STATS

YEAR	TEAM	LEAGUE	REGULAR SEASON					PLAYOFFS				
			GP	G	A	P	PIM	GP	G	A	P	PIM
2008-09	Lakeville North	High-MN	25	2	12	14	6	-	-	-	-	-
2009-10	Lakeville North	High-MN	25	7	16	23	24	3	3	2	5	2
2010-11	USNTDP	U-17	55	5	14	19	24	-	-	-	-	-
	USNTDP	USHL	36	1	5	6	14	2	0	0	0	0
2011-12	USNTDP	U-18	60	4	19	23	36	-	-	-	-	-
	USNTDP	USHL	24	3	9	12	12	-	-	-	-	-
2012-13	Minnesota	WCHA	36	1	2	3	14	-	-	-	-	-
2013-14	Minnesota	Big Ten	40	6	8	14	30	-	-	-	-	-
2014-15	Minnesota	Big Ten	33	1	9	10	32	-	-	-	-	-
	Hartford	AHL	8	0	0	0	0	15	1	2	3	16
2015-16	NY Rangers	NHL	7	0	0	0	4	5	0	2	2	2
	Hartford	AHL	68	4	24	28	36	-	-	-	-	-
2016-17	NY Rangers	NHL	80	5	34	39	42	12	4	1	5	10
2017-18	NY Rangers	NHL	82	4	21	25	39	-	-	-	-	-
2018-19	NY Rangers	NHL	78	8	17	25	44	-	-	-	-	-
2019-20	NY Rangers	NHL	60	8	15	23	41	-	-	-	-	-
	Carolina	NHL	7	0	1	1	4	8	0	2	2	4
2020-21	Carolina	NHL	52	3	7	10	30	-	-	-	-	-
<b>Hurricanes Totals (2 seasons)</b>			<b>59</b>	<b>3</b>	<b>8</b>	<b>11</b>	<b>34</b>	<b>8</b>	<b>0</b>	<b>2</b>	<b>2</b>	<b>4</b>
<b>NHL Totals (6 seasons)</b>			<b>366</b>	<b>28</b>	<b>95</b>	<b>123</b>	<b>204</b>	<b>25</b>	<b>4</b>	<b>5</b>	<b>9</b>	<b>16</b>

June 22, 2012 — Selected by the New York Rangers in the 2012 NHL Draft. First round, 28th overall.

February 24, 2020 — Acquired by the Carolina Hurricanes from the New York Rangers in exchange for a first-round pick in the 2020 NHL Draft.

## 2020-21 REGULAR SEASON

Is in his sixth NHL season and second with the Hurricanes... Posted 10 points (3g, 7a) in 52 games... Ranked fourth on the team in average ice time (20:44), fourth in hits (62) and tied for fourth in takeaways (21)... Posted assists in back-to-back games vs. DAL (1/31) and at CHI (2/2), and logged a season-high 25:50 of ice time vs. DAL (1/31)... Registered a career-high seven blocked shots vs.

NSH (3/9)... Posted points in back-to-back games at CBJ (3/22-3/25), including first Hurricanes goal and game-winning goal on 3/22... Scored a goal at TB (4/19)... Missed four games due to a concussion (4/22-4/27)... Scored a goal vs. DET (4/29)... **Longest assist streak:** 2 games (1/31-2/2: 2a)... **Longest point streak:** 2 games-2x (last: 3/22-3/25: 1g, 1a).

## PLAYOFF CAREER

**2016:** Recorded two assists in five playoff games as the NY Rangers fell to Pittsburgh in the Eastern Conference First Round... Registered five hits in 17:08 of ice time in his Stanley Cup Playoff debut in Game at PIT (4/13)... Tallied his first career playoff point with an assist in Game 2 at PIT (4/16)... Recorded an assist in Game 5 at PIT (4/23)... **2017:** Registered five points (4g, 1a) in 12 playoff games as the NY Rangers lost to Ottawa in six games in the Eastern Conference Second Round... Ranked tied for second among NHL rookies in goals and tied for fifth in points in the playoffs... Tied the Rangers franchise record for goals by a rookie defenseman in one playoff year (Reijo Ruotsalainen, 1982)... Ranked tied for the team lead in goals, becoming the first Rangers defenseman to either lead the team or tie for the team lead in goals in a playoff year since Brian Leetch (1995)... Scored his first career NHL playoff goal in Game 3 of the First Round vs. MTL (4/16)... Scored a goal in Game 5 at MTL (4/20),

becoming the first Rangers defenseman to score at least two playoff goals in his rookie year since Brian Leetch (1989)... Posted the first multi-goal game of his NHL career (2g) in Game 2 of the Second Round at OTT (4/29)... Became the first Rangers defenseman to score two goals in a playoff game since Brian Leetch in Game 2 of the 1995 Eastern Conference Semifinals vs. PHI (3g), as well as the first Rangers rookie defenseman to score two goals in a playoff game since Brian Leetch in Game 4 of the 1989 Patrick Division Semifinals against PIT (2g)... **2020:** Registered two assists in eight playoff games with Carolina... Made Hurricanes playoff debut in Game 1 of Eastern Conference Qualifying Round vs. NYR (8/1)... Recorded first career Hurricanes playoff point (assist) in Game 3 at NYR (8/4)... Played a playoff-career-high 28:51 in Game 1 of Eastern Conference First Round vs. BOS (8/12)... Posted an assist in Game 4 vs. BOS (8/17).



# JACCOB SLAVIN 74



Defenseman • Shoots Left

Acquired: 2012 NHL Draft

6'3" • 213 lbs.

2020-21 Team: Carolina (NHL)

5/1/94 • Erie, Colo.

Drafted: Carolina 2012 (4-120)

## CAREER STATS

YEAR	TEAM	LEAGUE	REGULAR SEASON					PLAYOFFS				
			GP	G	A	P	PIM	GP	G	A	P	PIM
2010-11	Chicago	USHL	17	1	0	1	10	-	-	-	-	-
2011-12	Chicago	USHL	60	3	27	30	12	-	-	-	-	-
2012-13	Chicago	USHL	62	5	28	33	6	-	-	-	-	-
2013-14	Colorado College	NCHC	32	5	20	25	11	-	-	-	-	-
2014-15	Colorado College	NCHC	34	5	12	17	2	-	-	-	-	-
<b>2015-16</b>	<b>Carolina</b>	<b>NHL</b>	<b>63</b>	<b>2</b>	<b>18</b>	<b>20</b>	<b>8</b>	-	-	-	-	-
	Charlotte	AHL	14	0	7	7	0	-	-	-	-	-
<b>2016-17</b>	<b>Carolina</b>	<b>NHL</b>	<b>82</b>	<b>5</b>	<b>29</b>	<b>34</b>	<b>12</b>	-	-	-	-	-
<b>2017-18</b>	<b>Carolina</b>	<b>NHL</b>	<b>82</b>	<b>8</b>	<b>22</b>	<b>30</b>	<b>10</b>	-	-	-	-	-
<b>2018-19</b>	<b>Carolina</b>	<b>NHL</b>	<b>82</b>	<b>8</b>	<b>23</b>	<b>31</b>	<b>18</b>	<b>15</b>	<b>0</b>	<b>11</b>	<b>11</b>	<b>0</b>
<b>2019-20</b>	<b>Carolina</b>	<b>NHL</b>	<b>68</b>	<b>6</b>	<b>30</b>	<b>36</b>	<b>10</b>	<b>8</b>	<b>1</b>	<b>1</b>	<b>2</b>	<b>0</b>
<b>2020-21</b>	<b>Carolina</b>	<b>NHL</b>	<b>52</b>	<b>3</b>	<b>12</b>	<b>15</b>	<b>2</b>	-	-	-	-	-
<b>Hurricanes/NHL Totals (6 seasons)</b>			<b>429</b>	<b>32</b>	<b>134</b>	<b>166</b>	<b>60</b>	<b>23</b>	<b>1</b>	<b>12</b>	<b>13</b>	<b>0</b>

June 23, 2012 — Selected by the Carolina Hurricanes in the 2012 NHL Draft. Fourth round, 120th overall.  
 July 1, 2015 — Signed a three-year, entry-level contract with the Carolina Hurricanes.

## HIGHLIGHTS

### NHL FIRSTS:

**Game:** 11/20/15; 2-1 L (SO) vs. TOR  
**Point:** 11/30/15; 4-3 L at NYR (assist)  
**Goal:** 12/8/15; 6-5 L at DAL (Lehtonen)

### SHOOTOUTS:

17 attempts, 4 goals (23.5%)  
 3 game-deciding goals

### NHL HIGHS:

**Goals:** 3 (3/13/17; 8-4 W at NYI)  
**Assists:** 3-3x (last: 11/1/19; 7-3 W vs. DET)  
**Points:** 4 (3/13/17; 8-4 W at NYI)  
**Penalty Min:** 4-2x (last: 2/18/18; 3-2 L (OT) vs. NJ)  
**Goal Streak:** 2-5x (last: 10/5/19-10/6/19; 2g)  
**Assist Streak:** 5 (2/28/17-3/7/17; 5a)  
**Point Streak:** 5-3x (1/21/20-2/6/20; 1g, 4a)

## 2020-21 REGULAR SEASON

Is in his sixth NHL/Hurricanes season... Posted 15 points (3g, 12a) in 52 games... Led the team in average ice time (22:59) and was assessed just one minor penalty all season... Accumulated career-low 0:02 PIM per game... Led team in blocked shots (87) and ranked second in takeaways (24)... Missed three games from 1/28-1/31, ending his ironman streak at 374 consecutive games played (12/5/15-1/18/21), the second-longest ironman streak in franchise history... Tallied two points (1g, 1a) vs. CHI (2/19)... Earned a power-play assist at

NSH (3/2)... Recorded assists in back-to-back games vs. FLA (3/7) and vs. NSH (3/9)... Played 400th career NHL/Hurricanes game vs. NSH (3/11)... Registered points in back-to-back games vs. NSH from 4/15-4/17 (1g, 1a)... Logged a season-high 27:05 of ice time at FLA (4/22)... Scored a goal at DAL (4/26)... **Longest assist streak:** 2 games (3/7-3/9; 2a)... **Longest point streak:** 2 games-2x (last: 4/15-4/17; 1g, 1a)... **Multi-point games:** 1 (2/19 vs. CHI; 1g, 1a).

## PLAYOFF CAREER

**2019:** Recorded 11 assists in 15 playoff games, marking the fifth-most assists, and the most by a defenseman, in a single postseason in franchise history... His 11 points during the 2019 playoffs is tied for the second-most points by a defenseman in a single postseason in franchise history... Finished the playoffs ranked tied for fourth among defensemen in assists and sixth in points... Recorded nine assists in Carolina's first round series vs. WSH, establishing a franchise record for assists in one playoff series... Made his NHL playoff debut in Game 1 of the Eastern Conference First Round at WSH (4/11)... Earned his first career postseason points with two assists in Game 2 at WSH (4/13)... Tallied two assists in Game 3 vs. WSH (4/15)... Recorded an assist in Game 4 vs. WSH (4/18), extending his assist streak to three games (4/13-4/18; 5a)... Recorded three assists in Game 7 at WSH (4/24), including an assist

on Brock McGinn's series-winning goal in double overtime as the Hurricanes eliminated the defending Stanley Cup champions... Slavin's three-assist game marked the third three-assist game by a defenseman in franchise playoff history, joining Brad Shaw (1990) and Scot Kleinendorst (1987)... Game 7 also marked the third multi-assist game of the series for Slavin, marking the most multi-assist games by a defenseman in a single postseason in franchise history... Slavin's three points also set a franchise record and tied an NHL record for points by a defenseman in a Game 7... **2020:** Posted two points (1g, 1a) in eight playoff games... Led team in playoff ice time per game (26:02)... Ranked tied for first on team in playoff blocked shots (19)... Tallied two points in Game 1 of Eastern Conference Qualifying Round vs. NYR (8/1)... Played a team-high 37:03 in Game 1 of Eastern Conference First Round at BOS (8/12).



# JORDAN STAAL 11



Center • Shoots Left

6'4" • 220 lbs.

9/10/88 • Thunder Bay, Ont.

Acquired: 6/22/12, Trade with Pittsburgh

2020-21 Team: Carolina (NHL)

Drafted: Pittsburgh 2006 (1-2)

## CAREER STATS

YEAR	TEAM	LEAGUE	REGULAR SEASON					PLAYOFFS				
			GP	G	A	P	PIM	GP	G	A	P	PIM
2004-05	Peterborough	OHL	66	9	19	28	29	14	5	5	10	16
2005-06	Peterborough	OHL	68	28	40	68	69	19	10	6	16	16
2006-07	Pittsburgh	NHL	81	29	13	42	24	5	3	0	3	2
2007-08	Pittsburgh	NHL	82	12	16	28	55	20	6	1	7	14
2008-09	Pittsburgh	NHL	82	22	27	49	37	24	4	5	9	8
2009-10	Pittsburgh	NHL	82	21	28	49	57	11	3	2	5	6
2010-11	Pittsburgh	NHL	42	11	19	30	24	7	1	2	3	2
2011-12	Pittsburgh	NHL	62	25	25	50	34	6	6	3	9	2
2012-13	Carolina	NHL	48	10	21	31	32	-	-	-	-	-
2013-14	Carolina	NHL	82	15	25	40	34	-	-	-	-	-
2014-15	Carolina	NHL	46	6	18	24	14	-	-	-	-	-
2015-16	Carolina	NHL	82	20	28	48	34	-	-	-	-	-
2016-17	Carolina	NHL	75	16	29	45	38	-	-	-	-	-
2017-18	Carolina	NHL	79	19	27	46	26	-	-	-	-	-
2018-19	Carolina	NHL	50	11	17	28	26	15	4	6	10	8
2019-20	Carolina	NHL	68	8	19	27	40	8	0	0	0	4
2020-21	Carolina	NHL	53	16	22	38	30	-	-	-	-	-
<b>Hurricanes Totals (9 seasons)</b>			<b>583</b>	<b>121</b>	<b>206</b>	<b>327</b>	<b>274</b>	<b>23</b>	<b>4</b>	<b>6</b>	<b>10</b>	<b>12</b>
<b>NHL Totals (15 seasons)</b>			<b>1,014</b>	<b>241</b>	<b>334</b>	<b>575</b>	<b>505</b>	<b>96</b>	<b>27</b>	<b>19</b>	<b>46</b>	<b>46</b>

- June 24, 2006 — Selected by the Pittsburgh Penguins in the 2006 NHL Entry Draft. First round, second overall.
- June 22, 2012 — Acquired by the Carolina Hurricanes from the Pittsburgh Penguins in exchange for Brandon Stener, Brian Dumoulin and a first-round selection in the 2012 NHL Draft (Derrick Pouliot).

## 2020-21 REGULAR SEASON

Is in his 15th NHL season and ninth with the Hurricanes... Posted 38 points (16g, 22a) in 53 games... Was selected as the winner of the Steve Chiasson Award... Selected as the Hurricanes' nominee for the 2020-21 Bill Masterton Memorial Trophy by the Carolina chapter of the PHWA... Ranked fourth on the team in goals, sixth in assists and sixth in points... Tied for first on team with career-high seven power-play goals and tied for second with four game-winning goals... Led the team and ranked fifth in the NHL in faceoff win percentage (58.0, min. 600 faceoffs)... Posted a four-game assist/point streak from 1/28-2/2 (1g, 5a), including two points (1g, 1a) vs. DAL (1/31) and two assists at CHI (2/2)... Earned three points (1g, 2a) at CBJ (2/7)... Posted two points (1g, 1a), including 300th Hurricanes point (goal), at DAL

(2/11)... Scored two goals vs. CBJ (2/15)... Tallied two assists at NSH (3/2)... Recorded three points (1g, 2a), including the game-winning goal, vs. DET (3/4)... Scored two goals, including the OT GWG, vs. NSH (3/9)... Won 85.7% of his faceoffs at CHI (3/30), marking his highest single-game faceoff percentage since 2017-18... Registered two assists, including 200th Hurricanes assist, at CHI (4/1)... Scored two goals, including the GWG, at FLA (4/6)... Tallied an assist in 1,000th career NHL game vs. DET (4/12)... **Longest goal streak:** 4 games (2/11-2/17: 5g)... **Longest assist streak:** 4 games (1/28-2/2: 5a)... **Longest point streak:** 4 games-2x (last: 2/11-2/17: 5g, 1a)... **Multi-goal games:** 4 (last: 4/27 at DAL: 2g)... **Multi-assist games:** 5 (last: 4/1 at CHI: 2a)... **Multi-point games:** 11 (last: 4/27 at DAL: 2g, 1a).

## PLAYOFF CAREER

**2007:** Appeared in his first Stanley Cup playoffs, tying Sidney Crosby for the team lead in playoff goals with three as the Penguins dropped a five-game series to Ottawa... Notched a goal in his playoff debut in Game 1 vs. OTT (4/11), becoming the fifth-youngest player in NHL history to score a playoff goal... **2008:** Appeared in all 20 of Pittsburgh's Stanley Cup playoff games as the Penguins won the Eastern Conference championship before falling to Detroit in the Stanley Cup Final... Was tied for third on the team in playoff goals (6)... Ranked fourth on the team in hits (45) and led Penguins forwards in shorthanded ice time per game (3:16) in the playoffs... Netted the game-winning goal in Game 2 of the conference semifinals vs. NYR (4/27)... Scored two third-period goals in Game 4 vs. PHI (5/15)... **2009:** Totaled nine playoff points (4g, 5a) including a pair of critical goals during the Stanley Cup Final in helping the Penguins capture the 2009 Stanley Cup title... Matched against opposing teams' top forward combination, he held Philadelphia's Jeff Carter to one goal in the Penguins six-game, opening-round series against Philadelphia, and brother Eric to one goal in the Eastern Conference Final... Scored a shorthanded goal to tie Game 4 of the Stanley Cup Final vs. DET (6/4), with the Penguins trying to avoid a three-games-to-one series deficit... Netted the first goal of the game in Pittsburgh's Game 5 victory vs. DET (6/9)... **2010:** Skated in 11 Stanley Cup playoff games, totaling three goals and two assists (5 points)... Earned two assists in the series-clinching Game 6 victory at OTT (4/24)... Saw his 358-game (including playoffs) consecutive games streak end when a laceration on his foot sidelined him for two games (5/2-5/4)... Scored the last Penguins' goal ever at Mellon Arena with a tally in Game 7

vs. MTL (5/12)... **2011:** Had three points (1g, 2a) during the Penguins' seven-game series loss to Tampa Bay in the first round of the Stanley Cup playoffs... **2012:** Completed his sixth NHL playoff season, leading the Penguins in goals (6) and points (9) during Pittsburgh's six-game opening round loss to Philadelphia... Netted a pair of goals in Game 3 at PHI (4/15)... Recorded his first career playoff hat trick in Game 4 at PHI (4/18)... Had a goal and an assist in Game 5 vs. PHI (4/20)... **2019:** Recorded 10 points (4g, 6a) in 15 postseason games, setting playoff career highs in assists, points and game-winning goals (2)... Ranked tied for third on the team in playoff points... Ranked tied for fifth in the NHL in faceoff win percentage (51.8%) during the postseason... Made his Hurricanes playoff debut in Game 1 of the Eastern Conference First Round at WSH (4/11)... Scored a goal in Game 2 at WSH (4/13)... Tallied two assists in Game 3 vs. WSH (4/15), marking his second career multi-assist postseason game (4/24/2010 at OTT: 2a)... Recorded two points (1g, 1a), including the game-winning goal, in Game 6 vs. WSH (4/22), marking his ninth career multi-point postseason game... Scored the game-tying goal in the third period to force overtime in Game 7 at WSH (4/24) as the Hurricanes went on to eliminate the Capitals... Scored the game-winning goal in overtime in Game 1 of the Second Round at NYI (4/26), marking his first career postseason overtime goal and fourth career postseason game-winning goal... Earned an assist in Game 1 of the Eastern Conference Final at BOS (5/9) to extend his assist streak to three games (5/1-5/9: 3a)... **2020:** Skated in eight playoff games with Carolina... Led team in playoff hits (31) and faceoff win percentage (53.8%).

## HIGHLIGHTS

### NHL FIRSTS:

- Game:** 10/5/06; 4-0 W vs. PHI
- Point:** 10/12/06; 6-5 W at NYR (goal)
- Goal:** 10/12/06; 6-5 W at NYR (Lundqvist)


### SHOOTOUTS:

- 0 attempts, 0 goals
- 0 game-deciding goals

### NHL HIGHS:

- Goals:** 3-2x (last: 11/11/08; 7-6 W (OT) at DET)
- Assists:** 4 (11/13/17; 5-1 W vs. DAL)
- Points:** 4-5x (last: 11/13/17; 5-1 W vs. DAL)
- Penalty Min:** 17 (11/27/09; 3-2 L at NYI)
- Goal Streak:** 5 (2/3/07-2/10/07; 7g)
- Assist Streak:** 10 (2/25/12-3/17/12; 3g, 10a)
- Point Streak:** 10 (2/25/12-3/17/12; 3g, 10a)





# ANDREI SVECHNIKOV 37

Left Wing • Shoots Left

Acquired: 2018 NHL Draft

6'2" • 200 lbs.

2020-21 Team: Carolina (NHL)

3/26/00 • Barnaul, Russia

Drafted: Carolina 2018 (1-2)

## CAREER STATS

YEAR	TEAM	LEAGUE	REGULAR SEASON					PLAYOFFS				
			GP	G	A	P	PIM	GP	G	A	P	PIM
2016-17	Muskegon	USHL	48	29	29	58	68	—	—	—	—	—
2017-18	Barrie	OHL	44	40	32	72	67	8	6	5	11	12
<b>2018-19</b>	<b>Carolina</b>	<b>NHL</b>	<b>82</b>	<b>20</b>	<b>17</b>	<b>37</b>	<b>62</b>	<b>9</b>	<b>3</b>	<b>2</b>	<b>5</b>	<b>9</b>
<b>2019-20</b>	<b>Carolina</b>	<b>NHL</b>	<b>68</b>	<b>24</b>	<b>37</b>	<b>61</b>	<b>54</b>	<b>6</b>	<b>4</b>	<b>3</b>	<b>7</b>	<b>8</b>
<b>2020-21</b>	<b>Carolina</b>	<b>NHL</b>	<b>55</b>	<b>15</b>	<b>27</b>	<b>42</b>	<b>44</b>	—	—	—	—	—
<b>Hurricanes/NHL Totals (3 seasons)</b>			<b>205</b>	<b>59</b>	<b>81</b>	<b>140</b>	<b>160</b>	<b>15</b>	<b>7</b>	<b>5</b>	<b>12</b>	<b>17</b>

June 22, 2018 — Selected by the Carolina Hurricanes in the 2018 NHL Draft. First round, second overall.  
 June 30, 2018 — Signed a three-year, entry-level contract with the Carolina Hurricanes.

## HIGHLIGHTS

### NHL FIRSTS:

**Game:** 10/4/18; 2-1 L (OT) vs. NYI  
**Point:** 10/5/18; 3-1 W at CBJ (assist)  
**Goal:** 10/7/18; 8-5 W vs. NYR (Georgiev)

### SHOOTOUTS:

9 attempts, 5 goals (55.6%)  
 3 game-deciding goals

### NHL HIGHS:

**Goals:** 2-6x (last: 5/4/21; 6-3 W vs. CHI)  
**Assists:** 3 (4/27/21; 5-1 W at DAL)  
**Points:** 3-6x (last: 5/4/21; 6-3 W vs. CHI)  
**Penalty Min:** 6-2x (last: 12/21/19; 4-2 L vs. FLA)  
**Goal Streak:** 3-4x (last: 4/15/21-4/19/21; 3g, 1a)  
**Assist Streak:** 4-5x (last: 4/27/21-5/3/21; 6a)  
**Point Streak:** 11 (2/2/20-2/25/20; 5g, 8a)

## 2020-21 REGULAR SEASON

Is in his third NHL/Hurricanes season... Posted 42 points (15g, 27a) in 55 games... Ranked fifth on the team in goals and tied for third in assists and points... Ranked second on the team in hits (114) and third in takeaways (23)... Passed Sergei Samsonov for the most goals by a Russian-born player in franchise history (59)... Established career high in average ice time (17:32)... Tallied two points (1g, 1a), including 100th career NHL/Hurricanes point (assist) at DET (1/16)... Posted two points (1g, 1a) at NSH (1/18)... Opened the season with a three-game goal/point streak (1/14-1/18: 3g, 2a), tied for his career-long goal streak and tied for the third-longest season opening goal streak in franchise history... Scored a goal and the shootout game-deciding goal at CHI (2/2)... Posted a three-game point streak from 2/2-2/7 (2g, 2a), including two points (1g, 1a) at CHI (2/4)... Posted a four-game assist streak from 2/11-2/17 (4a)... Earned two points (1g, 1a) vs. TB (2/20)... Tallied two points (1g, 1a) vs. DET (3/4), playing against his brother Evgeny for the first time in their NHL careers... Tallied two assists

vs. NSH (3/11)... Posted a three-game point streak from 3/25-3/30 (1g, 2a)... Registered a career-high six hits vs. DAL (4/4)... Scored the team's only shootout goal vs. DET (4/10)... Registered two points (1g, 1a), including the game-winning goal, vs. NSH (4/15)... Posted a three-game goal/point streak from 4/15-4/19 (3g, 1a), tied for his career-long goal streak... Tallied a career-high three assists at DAL (4/27)... Recorded an assist in 200th career NHL/Hurricanes game vs. DET (4/29)... Tallied three points (2g, 1a) vs. CHI (5/4)... Posted a five-game assist/point streak from 4/27-5/4 (2g, 7a), marking the longest assist streak of his NHL/Hurricanes career... **Longest goal streak:** 3 games-2x (last: 4/15-4/19: 3g)... **Longest assist streak:** 5 games (4/27-5/4: 7a)... **Longest point streak:** 5 games (4/27-5/4: 2g, 7a)... **Multi-goal games:** 1 (5/4 vs. CHI: 2g)... **Multi-assist games:** 2 (last: 4/27 at DAL: 3a)... **Multi-point games:** 9 (last: 5/4 vs. CHI: 2g, 1a).

## PLAYOFF CAREER

**2019:** Recorded five points (3g, 2a) in nine playoff games, ranking third among rookies in goals and tied for fifth in points during the postseason... Scored two goals in his NHL playoff debut in Game 1 of the Eastern Conference First Round at WSH (4/11), becoming the first player in franchise history to score two goals in his playoff debut... Became the first NHL player born in the 2000s to score a playoff goal and at 19 years and 16 days old, he became the ninth-youngest player in NHL history to score two goals in a playoff game... Also became the fourth teenager in NHL history to score two goals in his playoff debut, joining Pierre Turgeon (1988), Eddie Olczyk (1985) and Don Gallinger (1943)... Became the fourth player in franchise history to play in the postseason before his 20th birthday... Tallied an assist in Game 2 at WSH (4/13)... Missed six games due to injury (4/18-4/28)... Scored a goal in Game

4 of the Eastern Conference Second Round vs. NYI (5/3) as the Hurricanes completed the sweep of the Islanders... Earned an assist in Game 1 of the Eastern Conference Final at BOS (5/9). **2020:** Tallied seven points (4g, 3a) in six playoff games... Led team in playoff goals... Ranked second on team in playoff points... Recorded the most career playoff goals, assists and points by a player before turning 21 in franchise history... Opened the postseason with a three-game point streak from 8/1-8/4 (3g, 2a)... Scored the first hat trick in franchise playoff history in Game 2 of Eastern Conference Qualifying Round vs. NYR (8/3)... Played a playoff-career-high 21:44 in Game 1 of Eastern Conference First Round at BOS (8/12)... Registered two points (1g, 1a) in Game 2 at BOS (8/13)... Missed final two games vs. BOS due to injury (8/17-8/19).



# TEUVO TERAVALAINEN

# 86



Right Wing • Shoots Left

Acquired: 6/15/16, Trade with Chicago

5'11" • 196 lbs.

2020-21 Team: Carolina (NHL)

9/11/94 • Helsinki, Finland

Drafted: Chicago 2012 (1-18)

## CAREER STATS

YEAR	TEAM	LEAGUE	REGULAR SEASON					PLAYOFFS				
			GP	G	A	P	PIM	GP	G	A	P	PIM
2011-12	Kiekko-Vantaa	Finland-2	3	1	2	3	0	-	-	-	-	-
	Jokerit	Finland	40	11	7	18	6	9	2	4	6	0
2012-13	Kiekko-Vantaa	Finland-2	1	0	1	1	0	-	-	-	-	-
	Jokerit	Finland	44	13	18	31	6	6	1	1	2	0
2013-14	Jokerit	Finland	49	9	35	44	12	2	0	0	0	0
	Chicago	NHL	3	0	0	0	0	-	-	-	-	-
	Rockford	AHL	5	2	0	2	2	-	-	-	-	-
2014-15	Chicago	NHL	34	4	5	9	2	18	4	6	10	0
	Rockford	AHL	39	6	19	25	6	-	-	-	-	-
2015-16	Chicago	NHL	78	13	22	35	20	7	0	1	1	0
2016-17	Carolina	NHL	81	15	27	42	16	-	-	-	-	-
2017-18	Carolina	NHL	82	23	41	64	14	-	-	-	-	-
2018-19	Carolina	NHL	82	21	55	76	12	15	7	3	10	2
2019-20	Carolina	NHL	68	15	48	63	8	8	3	2	5	4
2020-21	Carolina	NHL	21	5	10	15	4	-	-	-	-	-
<b>Hurricanes Totals (5 seasons)</b>			<b>334</b>	<b>79</b>	<b>181</b>	<b>260</b>	<b>54</b>	<b>23</b>	<b>10</b>	<b>5</b>	<b>15</b>	<b>6</b>
<b>NHL Totals (8 seasons)</b>			<b>449</b>	<b>96</b>	<b>208</b>	<b>304</b>	<b>76</b>	<b>48</b>	<b>14</b>	<b>12</b>	<b>26</b>	<b>6</b>

- June 22, 2012 — Selected by the Chicago Blackhawks in the 2012 NHL Draft. First round, 18th overall.
- June 15, 2016 — Acquired by the Carolina Hurricanes along with Bryan Bickell from the Chicago Blackhawks in exchange for a second-round pick (Artur Kayumov) in the 2016 NHL Draft and a third-round pick (Keith Petruzzelli) in the 2017 NHL Draft.

## HIGHLIGHTS

### NHL FIRSTS:

- Game:** 3/25/14; 4-2 W vs. DAL
- Point:** 1/16/15; 4-2 L vs. WPG (goal)
- Goal:** 1/16/15; 4-2 L vs. WPG (Hutchinson)

### SHOOTOUTS:

- 9 attempts, 3 goals (33.3%)
- 0 game-deciding goals

### NHL HIGHS:

- Goals:** 3 (11/13/17; 5-1 W vs. DAL)
- Assists:** 3-7x (last: 2/15/21; 7-3 W vs. CBJ)
- Points:** 4-5x (last: 2/15/21; 7-3 W vs. CBJ)
- Penalty Min:** 6 (2/10/18; 3-1 W vs. COL)
- Goal Streak:** 4 (2/27/18-3/4/18; 4g, 1a)
- Assist Streak:** 6-2x (last: 12/14/19-12/27/19; 7a)
- Point Streak:** 7 (3/8/18-3/22/18; 4g, 5a)

## 2020-21 REGULAR SEASON

Is in his eighth NHL season and fifth with the Hurricanes... Posted 15 points (5g, 10a) in 21 games... Ranked sixth in assists per game (0.48) and seventh in goals per game (0.24) and points per game (0.71)... Tallied two assists, including 200th career NHL assist, at DET (1/14)... Missed three games from 1/18-1/31, ending his ironman streak at 271 consecutive games played (1/23/17-1/18/21, the fourth-longest ironman streak in franchise history... Scored a goal at DAL (2/13)... Tied career highs in assists and points with four points (1g, 3a), including

the game-winning goal, vs. CBJ (2/15)... Earned two assists vs. CHI (2/19)... Missed 32 of 33 games from 2/20-4/26 due to a concussion... Registered two points (1g, 1a), including 300th career NHL point, vs. DET (4/29)... Scored a goal vs. CBJ (5/1)... Tallied three points (1g, 2a), including the game-winning goal, vs. CHI (5/4)... **Longest goal streak:** 2 games-2x (last: 4/29-5/1: 2g)... **Longest point streak:** 2 games-2x (last: 4/29-5/1: 2g, 1a)... **Multi-assist games:** 4 (last: 5/4 vs. CHI: 2a)... **Multi-point games:** 5 (last: 5/4 vs. CHI: 1g, 2a).

## PLAYOFF CAREER

**2015:** Tallied 10 points (4g, 6a) over 18 games in his Stanley Cup playoffs debut en route to the 2015 Stanley Cup championship... Tallied an assist in his first career Stanley Cup playoff game in Game 1 of the opening round at NSH (4/15)... Netted his first career playoff goal – the game-winner – vs. MIN (5/1)... Scored a goal and had an assist at ANA (5/25) for his first career multi-point playoff performance... Tallied a goal and an assist in his first career Stanley Cup Final game in Game 1 vs. TB... Also netted a goal in Game 2 vs. TB, becoming the fifth rookie since 1927 to score a goal in each of the first two Stanley Cup Final games... **2016:** Earned one assist in seven postseason contests as the Blackhawks were eliminated by St. Louis in the opening round... **2019:** Recorded 10 points (7g, 3a) in 15 postseason games, setting a playoff career high in goals and tying his playoff career high in points... Led the Hurricanes in playoff goals...

Made his Carolina playoff debut in Game 1 of the Eastern Conference First Round at WSH (4/11)... Scored the game-winning goal in Game 4 vs. WSH (4/18)... Scored a goal in Game 6 vs. WSH (4/22)... Scored a goal in Game 7 at WSH (4/24), as Carolina eliminated the defending Stanley Cup champions... Scored two goals in Game 3 of the Eastern Conference Second Round vs. NYI (5/1), marking his first career multi-goal playoff game... Earned two points (1g, 1a) in Game 4 vs. NYI (5/3), marking his fourth career multi-point playoff game... Scored a goal in Game 2 of the Eastern Conference Final at BOS (5/12)... **2020:** Recorded five points (3g, 2a) in eight playoff games... Ranked tied for second on team in playoff goals and third in points... Earned a three-game point streak from 8/4-8/13 (2g, 1a)... Scored a power-play goal in Game 2 of Eastern Conference First Round at BOS (8/13).



# VINCENT TROCHECK 16



Center • Shoots Right

Acquired: 2/24/20, Trade with Florida

5'10" • 186 lbs.

2020-21 Teams: Carolina (NHL)

7/11/93 • Pittsburgh, Pa.

Drafted: Florida 2011 (3-64)

## CAREER STATS

YEAR	TEAM	LEAGUE	REGULAR SEASON					PLAYOFFS				
			GP	G	A	P	PIM	GP	G	A	P	PIM
2009-10	Saginaw	OHL	68	15	28	43	56	6	2	2	4	2
2010-11	Saginaw	OHL	68	26	36	62	60	12	6	5	11	4
2011-12	Saginaw	OHL	65	29	56	85	65	12	5	6	11	10
2012-13	Saginaw	OHL	35	24	26	50	34	-	-	-	-	-
	Plymouth	OHL	28	26	33	59	24	15	10	14	24	8
<b>2013-14</b>	<b>Florida</b>	<b>NHL</b>	<b>20</b>	<b>5</b>	<b>3</b>	<b>8</b>	<b>6</b>	-	-	-	-	-
	San Antonio	AHL	55	16	26	42	32	-	-	-	-	-
<b>2014-15</b>	<b>Florida</b>	<b>NHL</b>	<b>50</b>	<b>7</b>	<b>15</b>	<b>22</b>	<b>24</b>	-	-	-	-	-
	San Antonio	AHL	23	8	11	19	19	3	1	1	2	2
<b>2015-16</b>	<b>Florida</b>	<b>NHL</b>	<b>76</b>	<b>25</b>	<b>28</b>	<b>53</b>	<b>44</b>	<b>2</b>	<b>0</b>	<b>1</b>	<b>1</b>	<b>0</b>
<b>2016-17</b>	<b>Florida</b>	<b>NHL</b>	<b>82</b>	<b>23</b>	<b>31</b>	<b>54</b>	<b>43</b>	-	-	-	-	-
<b>2017-18</b>	<b>Florida</b>	<b>NHL</b>	<b>81</b>	<b>31</b>	<b>44</b>	<b>75</b>	<b>54</b>	-	-	-	-	-
<b>2018-19</b>	<b>Florida</b>	<b>NHL</b>	<b>55</b>	<b>10</b>	<b>24</b>	<b>34</b>	<b>54</b>	-	-	-	-	-
<b>2019-20</b>	<b>Florida</b>	<b>NHL</b>	<b>55</b>	<b>10</b>	<b>26</b>	<b>36</b>	<b>33</b>	-	-	-	-	-
	Carolina	NHL	7	1	1	2	16	8	0	2	2	4
<b>2020-21</b>	<b>Carolina</b>	<b>NHL</b>	<b>47</b>	<b>17</b>	<b>26</b>	<b>43</b>	<b>20</b>	-	-	-	-	-
<b>Hurricanes Totals (2 seasons)</b>			<b>54</b>	<b>18</b>	<b>27</b>	<b>45</b>	<b>36</b>	<b>8</b>	<b>0</b>	<b>2</b>	<b>2</b>	<b>4</b>
<b>NHL Totals (8 seasons)</b>			<b>474</b>	<b>129</b>	<b>198</b>	<b>327</b>	<b>294</b>	<b>10</b>	<b>0</b>	<b>3</b>	<b>3</b>	<b>4</b>

## HIGHLIGHTS

### NHL FIRSTS:

**Game:** 3/7/14; 2-0 W vs. BUF

**Point:** 3/14/14; 5-3 W vs. NJ (goal)

**Goal:** 3/14/14; 5-3 W vs. NJ (Schneider)

### SHOOTOUTS:

43 attempts, 17 goals (39.5%)

10 game-deciding goals

### NHL HIGHS:

**Goals:** 3 (2/12/18; 7-5 W at EDM)

**Assists:** 3-3x (last: 12/4/17; 5-4 L (OT) vs. NYI)

**Points:** 4-2x (last: 3/10/16; 6-2 W vs. OTT)

**Penalty Min:** 10 (3/10/20; 5-2 W at DET)

**Goal Streak:** 4-4x (last: 11/2/17-11/10/17; 4g, 2a)

**Assist Streak:** 7 (3/30/21-4/10/21; 3g, 7a)

**Point Streak:** 7 (3/30/21-4/10/21; 3g, 7a)

June 25, 2011 — Selected by the Florida Panthers in the 2011 NHL Draft. Third round, 64th overall.

February 24, 2020 — Acquired by the Carolina Hurricanes from the Florida Panthers in exchange for Erik Haula, Eetu Luostarinen, Chase Priskie and Lucas Wallmark.

## 2020-21 REGULAR SEASON


Is in his eighth NHL season and second with the Hurricanes... Posted 43 points (17g, 26a) in 47 games... Ranked third on the team in goals, fifth in assists and second in points... Tied for team lead in power-play goals (7)... Ranked fourth on the team in hits (107)... Ranked second on the team and ninth in the NHL in faceoff win percentage (56.1%, min. 600 faceoffs)... Led the team in shootout goals (3) and game-deciding goals (2)... Scored a goal in each of his first six games against FLA, becoming the first Whalers/Hurricanes player to score in his first four or more games against his former team after being traded since the NHL began tracking trades in 1991-92, the first Hurricanes player since 2005-06 (Rod Brind'Amour) to record a six-game goal streak against one opponent... Posted two points (1g, 1a) at NSH (1/18)... Recorded three points (2g, 1a) vs. DAL (1/30), including game-winning goal on the power play... Scored shootout game-deciding goal vs. DAL (1/31)... Tallied two points (1g, 1a) at CBJ (2/7)... Missed one game due to a lower-body injury (2/8)... Registered two assists at DAL (2/11)... Earned an assist and scored the shootout game-deciding goal at DAL (2/13)... Posted a three-game assist streak from 2/11-2/15 (4a)... Posted a six-game point streak from 2/11-2/20 (3g, 4a)... Scored the game-winning goal vs. TB (2/20) for his 300th career NHL point... Posted a three-game goal

streak from 2/17-2/20 (3g)... Scored a power-play goal and one of the team's three shootout goals at FLA (2/27)... Posted a three-game goal streak from 2/27-3/2 (3g)... Tallied two assists vs. DET (3/4)... Recorded two assists vs. NSH (3/9)... Posted a six-game point streak from 2/27-3/9 (4g, 4a)... Missed eight games due to an upper-body injury (3/11-3/27)... Earned an assist in his return to the lineup at CHI (3/30)... Posted two points (1g, 1a) at CHI (4/1)... Recorded two points (1g, 1a) and a career-high eight hits vs. FLA (4/6)... Registered two points (1g, 1a) vs. FLA (4/8)... Posted a career-long seven-game assist/point streak from 3/30-4/10 (3g, 7a), tied for the team-long assist streak this season... Tallied a point in 13 consecutive games played from 2/27-4/10 (7g, 11a), marking the fifth-longest such run in franchise history... Earned points in back-to-back games vs. NSH from 4/15-4/17 (1g, 2a), including two points (1g, 1a) on 4/15... Posted back-to-back two-assist games vs. CHI from 5/3-5/4 (4a)... Wore an "A" with captain Jordan Staal out of the lineup at NSH (5/10)... **Longest goal streak:** 3 games-2x (last: 2/27-3/2: 3g)... **Longest assist streak:** 7 games (3/30-4/10: 7a)... **Longest point streak:** 7 games-2x (last: 3/30-4/10: 3g, 7a)... **Multi-goal games:** 1 (1/30 vs. DAL: 2g)... **Multi-assist games:** 5 (last: 5/4 vs. CHI: 2a)... **Multi-point games:** 12 (last: 5/4 vs. CHI: 2a).


## PLAYOFF CAREER

**2016:** Recorded one assist in two playoff games with Florida... Made his NHL playoff debut in Game 5 of the Eastern Conference First Round vs. NYI (4/22)... Earned his first career playoff point with an assist in Game 6 at NYI (4/24)... **2020:** Registered two assists in eight playoff games... Made Hurricanes

playoff debut in Game 1 of Eastern Conference Qualifying Round vs. NYR (8/1)... Posted first career Hurricanes playoff point (assist) in Game 1 of Eastern Conference First Round vs. BOS (8/12)... Tallied an assist in Game 4 vs. BOS (8/17).



**74** JACCOB  
SLAVIN



# OPPONENTS

2020-21 Opponents with Current Player, Team Information and Series Records



# ANAHEIM DUCKS

## 2020-21 SCHEDULE

No games scheduled

## HURRICANES vs. ANAHEIM

ALL-TIME: ..... GP: 40 ..... 15-16-2-7 ..... GF: 109 ..... GA: 110  
 at home: ..... GP: 20 ..... 8-7-1-4 ..... GF: 47 ..... GA: 45  
 on road: ..... GP: 20 ..... 7-9-1-3 ..... GF: 62 ..... GA: 65  
 in overtime: ..... GP: 11 ..... 1-8-2

Owners ..... Henry and Susan Samueli  
 Executive vice president/General manager ..... Bob Murray  
 Head coach ..... Dallas Eakins  
 Assistant coaches ..... Marty Wilford, Mark Morrison  
 Goaltending coach ..... Sudarshan Maharaj  
 Director of media & communications ..... Alex Gilchrist  
 Media & communications manager ..... Steve Brown  
 Publicist ..... Keren Lynch  
 General office ..... 714/940-2900

## SERIES RECORDS

Winning streak ..... 3 (2x) ..... Last: 12/6/2005-10/19/2008  
 Losing streak ..... 5 ..... Last: 11/10/2016-11/30/2018  
 Unbeaten streak ..... 5 ..... 11/29/1998-2/8/2002  
 Goals scored ..... 6 ..... 12/6/2005 (W, 6-2)  
 Goals allowed ..... 6 (2x) ..... Last: 1/31/1997 (L, 6-3)  
 Goals, both teams ..... 10 ..... 12/7/2016 (OT, 6-5\*\*)

## LAST TRANSACTION

4/12/2021 CAR acquired Jani Hakanpaa and a sixth-round pick in the 2022 NHL Draft from ANA in exchange for Haydn Fleury.

Inaugural season ..... 1993-94  
 Stanley Cup titles ..... 1 (2007)  
 Home ice ..... Honda Center (1993)  
 Building capacity ..... 17,174  
 2020-21 record ..... 17-30-9  
 AHL affiliate ..... San Diego Gulls

## 2019-20 SERIES RECAP (Did not play during 2020-21 season)

### DUCKS WIN SEASON SERIES: 2-0-0 (HURRICANES: 0-1-1)

At CAROLINA HURRICANES  
 17 Jan '20 \*Hurricanes 1 Ducks 2 16,913 Reimer vs. Miller Sam Steel

At ANAHEIM DUCKS  
 18 Oct '19 Hurricanes 2 Ducks 4 14,755 Reimer/Mrazek vs. Miller Jakob Silfverberg

## SERIES STATISTICS

HURRICANES SPECIALTY TEAMS  
 Power Play ..... 1-5 ..... 20.0%  
 Penalty Killing ..... 3-3 ..... 100.0%

DUCKS SPECIALTY TEAMS  
 Power Play ..... 0-3 ..... 0.0%  
 Penalty Killing ..... 4-5 ..... 80.0%

## HURRICANES LEADING SCORER

	GP	G	A	P	+/-	PIM
Teuvo Teravainen	2	0	2	2	2	0

## DUCKS LEADING SCORERS

	GP	G	A	P	+/-	PIM
Jakob Silfverberg	2	1	1	2	1	0
Sam Steel	2	1	1	2	2	0
Ryan Getzlaf	2	0	2	2	2	2
Hampus Lindholm	2	0	2	2	3	2
Rickard Rakell	2	0	2	2	3	2

## GOALTENDING

HURRICANES	GP	Min	W-L-OT	SO	GA	SA	SV	GAA	SV%
James Reimer	2	92	0-0-1	0	2	44	42	1.31	.955
Petr Mrazek	1	26	0-1-0	0	4	13	9	9.28	.692

DUCKS	GP	Min	W-L-OT	SO	GA	SA	SV	GAA	SV%
Ryan Miller	2	122	2-0-0	0	3	50	47	1.48	.940

## ALL-TIME SEASON SERIES RECORDS

YEAR	OVERALL	HOME	ROAD	YEAR	OVERALL	HOME	ROAD	YEAR	OVERALL	HOME	ROAD
1993-94	0-2-0	0-1-0	0-1-0	2002-03	0-2-0-0	0-1-0-0	0-1-0-0	2012-13	Did not play Western Conf. Teams		
1994-95	Did not play Western Conf. Teams			2003-04	0-2-0-0	0-1-0-0	0-1-0-0	2013-14	1-1-0	1-0-0	0-1-0
1995-96	2-0-0	1-0-0	1-0-0	2005-06	1-0-0	0-0-0	1-0-0	2014-15	0-1-1	0-1-0	0-0-1
1996-97	1-1-0	1-0-0	0-1-0	2006-07	1-0-0	1-0-0	0-0-0	2015-16	1-1-0	0-1-0	1-0-0
1997-98	2-0-0	1-0-0	1-0-0	2007-08	Did not play Pacific Div. Teams			2016-17	0-1-1	0-1-0	0-0-1
1998-99	1-1-0	1-0-0	0-1-0	2008-09	1-1-0	0-1-0	1-0-0	2017-18	0-1-1	0-0-1	0-1-0
1999-00	0-0-1-0	0-0-1-0	0-0-0-0	2009-10	0-1-0	0-0-0	0-1-0	2018-19	1-0-1	0-0-1	1-0-0
2000-01	1-0-1-0	1-0-0-0	0-0-1-0	2010-11	1-0-0	1-0-0	0-0-0	2019-20	0-1-1	0-0-1	0-1-0
2001-02	1-0-0-0	0-0-0-0	1-0-0-0	2011-12	0-0-2	0-0-1	0-0-1	2020-21	Did not play West Div. Teams		

## ALL-TIME SEASON GAME RESULTS (\*Overtime \*\*Shootout)

1/14/1994 L 3-6 at ANA	11/11/1998 L 4-5* at ANA	12/31/2003 L 1-3 ANA	2/8/2012 OT 2-3* at ANA	11/10/2016 L 2-4 ANA
3/26/1994 L 2-3 ANA	11/29/1998 W 3-1 ANA	2/4/2004 L 2-3 at ANA	2/23/2012 OT 2-3** ANA	12/7/2016 OT 5-6** at ANA
10/11/1995 W 3-2 ANA	1/7/2000 T 4-4* ANA	12/6/2005 W 6-2 at ANA	11/15/2013 W 3-2** ANA	10/29/2017 OT 3-4** ANA
2/2/1996 W 4-3 at ANA	1/14/2001 W 4-0 ANA	12/29/2006 W 4-2 ANA	3/2/2013 L 3-5 at ANA	12/11/2017 L 2-3 at ANA
10/24/1996 W 4-1 ANA	2/11/2001 T 2-2* at ANA	10/19/2008 W 3-1 at ANA	2/3/2015 OT 4-5* at ANA	11/30/2018 OT 1-2* ANA
1/31/1997 L 3-6 at ANA	2/8/2002 W 4-1 at ANA	11/30/2008 L 1-4 ANA	2/12/2015 L 1-2 ANA	12/7/2018 W 4-1 at ANA
12/30/1997 W 2-1 ANA	2/9/2003 L 1-2 at ANA	11/25/2009 L 2-3 at ANA	11/16/2015 L 1-4 ANA	10/18/2019 L 2-4 at ANA
3/8/1998 W 3-1 at ANA	2/23/2003 L 0-4 ANA	12/18/2010 W 4-2 ANA	12/11/2015 W 5-1 at ANA	1/17/2020 OT 1-2* ANA



# ARIZONA COYOTES

## 2020-21 SCHEDULE

No games scheduled

## HURRICANES vs. ARIZONA

ALL-TIME: .....	GP: 82 .....	42-30-8-2 .....	GF: 283 .....	GA: 257 .....
at home: .....	GP: 41 .....	20-15-6-0 .....	GF: 136 .....	GA: 119 .....
on road: .....	GP: 41 .....	22-15-2-2 .....	GF: 147 .....	GA: 138 .....
in overtime: .....	GP: 15 .....	6-3-4 .....		

Owner/Chairman/Governor..... Alex Meruelo  
 President of hockey operations/General manager..... Bill Armstrong  
 Head coach..... Rick Tocchet  
 Assistant coaches..... Phil Housley, Cory Stillman  
 Goaltending coach..... Corey Schwab  
 Executive vice president, communications & broadcasting..... Rich Nairn  
 Director, media relations..... Greg Dillard  
 Manager, media relations..... Jeffrey Sanders  
 General office..... 623/772-3200

Inaugural season..... 1972-73 (Winnipeg WHA); 1979-80 (NHL);  
 ..... 1996-97 (Phoenix – name changed to Arizona, 2014-15)  
 Stanley Cup titles..... None  
 Home ice..... Gila River Arena (2003)  
 Building capacity..... 17,125  
 2020-21 record..... 24-26-6  
 AHL affiliate..... Tucson Roadrunners

### 2019-20 SERIES RECAP (Did not play during 2020-21 season)

#### HURRICANES WIN SEASON SERIES: 2-0-0 (COYOTES: 0-2-0)

At CAROLINA HURRICANES					At ARIZONA COYOTES				
GP	W	L	OT	GA	GP	W	L	OT	GA
10 Jan '20	Hurricanes 3	Coyotes 0		16,476	06 Feb '20	Hurricanes 5	Coyotes 3		11,632

### SERIES STATISTICS

HURRICANES SPECIALTY TEAMS			COYOTES SPECIALTY TEAMS		
Power Play.....	0-5 .....	0.0%	Power Play.....	1-8 .....	12.5%
Penalty Killing.....	7-8 .....	87.5%	Penalty Killing.....	5-5 .....	100.0%

### GOALTENDING

HURRICANES	GP	Min	W-L-OT	SO	GA	SA	SV	GAA	SV%
Petr Mrazek	1	60	1-0-0	1	0	32	32	0.00	1.000
James Reimer	1	60	1-0-0	0	3	33	30	3.00	.909

### HURRICANES LEADING SCORER

	GP	G	A	P	+/-	PIM
Andrei Svechnikov	2	2	2	4	2	2

### COYOTES LEADING SCORER

	GP	G	A	P	+/-	PIM
Alex Goligoski	2	1	1	2	-4	0

### ALL-TIME SEASON SERIES RECORDS

YEAR	OVERALL	HOME	ROAD	YEAR	OVERALL	HOME	ROAD	YEAR	OVERALL	HOME	ROAD
1979-80	2-2-0	2-0-0	0-2-0	1993-94	1-0-1	1-0-0	0-0-1	2008-09	2-0-0	1-0-0	1-0-0
1980-81	3-0-1	1-0-1	2-0-0	1994-95	Did Not Play Western Conf. Teams			2009-10	0-1-0	0-1-0	0-0-0
1981-82	2-1-0	1-1-0	1-0-0	1995-96	1-1-0	0-1-0	1-0-0	2010-11	1-0-0	0-0-0	1-0-0
1982-83	1-1-1	0-0-1	1-1-0	1996-97	2-0-0	1-0-0	1-0-0	2011-12	0-1-0	0-1-0	0-0-0
1983-84	0-2-1	0-1-1	0-1-0	1997-98	1-0-1	0-0-1	1-0-0	2012-13	Did Not Play Western Conf. Teams		
1984-85	1-2-0	0-1-0	1-1-0	1998-99	0-0-1	0-0-0	0-0-1	2013-14	1-1-0	0-1-0	1-0-0
1985-86	2-1-0	2-0-0	0-1-0	1999-00	0-2-0-0	0-1-0-0	0-1-0-0	2014-15	2-0-0	1-0-0	1-0-0
1986-87	1-1-1	0-0-1	1-1-0	2000-01	1-1-0-0	0-1-0-0	1-0-0-0	2015-16	2-0-0	1-0-0	1-0-0
1987-88	2-1-0	2-0-0	0-1-0	2001-02	1-0-0-0	1-0-0-0	0-0-0-0	2016-17	1-1-0	0-1-0	1-0-0
1988-89	2-1-0	1-0-0	1-1-0	2002-03	1-1-0-0	1-0-0-0	0-1-0-0	2017-18	1-0-1	1-0-0	0-0-1
1989-90	1-2-0	0-2-0	1-0-0	2003-04	0-1-0-0	0-1-0-0	0-0-0-0	2018-19	1-0-1	1-0-0	0-0-1
1990-91	1-2-0	1-0-0	0-2-0	2005-06	0-1-0	0-0-0	0-1-0	2019-20	2-0-0	1-0-0	1-0-0
1991-92	2-0-1	0-0-1	2-0-0	2006-07	0-1-0	0-1-0	0-0-0	2020-21	Did Not Play West Div. Teams		
1992-93	1-2-0	0-1-0	1-1-0	2007-08	Did Not Play Pacific Div. Teams						

### ALL-TIME SEASON GAME RESULTS (\*Overtime \*\*Shootout)

11/14/1979 L 2-3 at ARI (WPG)	10/24/1984 L 4-8 at ARI (WPG)	2/24/1990 L 1-3 ARI (WPG)	3/6/1998 W 5-4* at ARI (PHX)	10/13/2013 L 3-5 ARI (PHX)
1/21/1980 W 7-2 ARI (WPG)	11/7/1984 L 0-3 ARI (WPG)	11/9/1990 L 4-5 at ARI (WPG)	3/15/1999 T 5-5* at ARI (PHX)	12/14/2013 W 3-1 at ARI (PHX)
2/15/1980 W 5-4 ARI (WPG)	2/19/1985 W 6-2 at ARI (WPG)	1/5/1991 W 4-3 ARI (WPG)	1/27/2000 L 2-4 ARI (PHX)	11/1/2014 W 3-0 ARI
3/26/1980 L 0-7 at ARI (WPG)	11/23/1985 W 8-1 ARI (WPG)	2/26/1991 L 4-5 at ARI (WPG)	3/1/2000 L 5-7 at ARI (PHX)	2/5/2015 W 2-1** at ARI
11/26/1980 W 8-4 ARI (WPG)	1/25/1986 W 7-2 ARI (WPG)	10/16/1991 W 3-2 at ARI (WPG)	2/7/2001 W 2-1* at ARI (PHX)	12/6/2015 W 5-4 ARI
12/10/1980 W 8-5 at ARI (WPG)	2/14/1986 L 4-5 at ARI (WPG)	1/21/1992 T 3-3* ARI (WPG)	2/16/2001 L 0-2 ARI (PHX)	12/12/2015 W 5-4* at ARI
1/10/1981 W 5-3 at ARI (WPG)	10/16/1986 T 4-4* ARI (WPG)	3/13/1992 W 1-0 at ARI (WPG)	11/4/2001 W 1-0* ARI (PHX)	3/3/2017 L 2-4 ARI
2/18/1981 T 3-3 ARI (WPG)	1/9/1987 L 0-3 at ARI (WPG)	1/18/1993 L 7-8 ARI (WPG)	2/7/2002 W 3-2 ARI (PHX)	3/5/2017 W 2-1 at ARI
12/30/1981 W 6-1 at ARI (WPG)	3/13/1987 W 3-0 at ARI (WPG)	1/30/1993 L 3-6 ARI (WPG)	2/26/2003 L 2-4 at ARI (PHX)	11/4/2017 OT 1-2** at ARI
1/6/1982 L 3-5 ARI (WPG)	2/17/1988 W 4-3 ARI (WPG)	2/12/1993 W 6-2 at ARI (WPG)	1/4/2004 L 0-3 ARI (PHX)	3/22/2018 W 6-5 ARI
3/10/1982 W 6-2 ARI (WPG)	3/1/1988 L 3-6 at ARI (WPG)	1/5/1994 W 4-0 ARI (WPG)	12/3/2005 L 4-8 at ARI (PHX)	11/2/2018 OT 3-4* at ARI
12/17/1982 W 2-0 at ARI (WPG)	3/22/1988 W 4-3 ARI (WPG)	2/4/1994 T 2-2* at ARI (WPG)	1/4/2007 L 0-2 ARI (PHX)	12/16/2018 W 3-0 ARI
1/29/1983 T 2-2 ARI (WPG)	1/10/1989 W 2-1 at ARI (WPG)	1/12/1996 W 3-2 at ARI (WPG)	11/21/2008 W 5-2 ARI (PHX)	1/10/2020 W 3-0 ARI
2/25/1983 L 3-5 at ARI (WPG)	2/11/1989 W 7-3 ARI (WPG)	3/1/1996 L 2-5 ARI (WPG)	2/7/2009 W 7-2 at ARI (PHX)	2/6/2020 W 5-3 at ARI
12/10/1983 T 5-5* ARI (WPG)	2/19/1989 L 6-7* at ARI (WPG)	10/5/1996 W 1-0 ARI (PHX)	3/13/2010 L 0-4 ARI (PHX)	
1/8/1984 L 3-4 at ARI (WPG)	11/10/1989 W 4-2 at ARI (WPG)	11/14/1996 W 2-1 at ARI (PHX)	10/23/2010 W 4-3* at ARI (PHX)	
1/26/1984 L 2-6 ARI (WPG)	1/3/1990 L 2-4 ARI (WPG)	12/5/1997 T 2-2* ARI (PHX)	12/21/2011 L 3-4 ARI (PHX)	









# CALGARY FLAMES

## 2020-21 SCHEDULE

No games scheduled

## HURRICANES vs. CALGARY

ALL-TIME: ..... GP: 77 ..... 24-44-7-2 ..... GF: 234 ..... GA: 301  
 at home: ..... GP: 38 ..... 15-18-5-0 ..... GF: 121 ..... GA: 130  
 on road: ..... GP: 39 ..... 9-26-2-2 ..... GF: 113 ..... GA: 171  
 in overtime: ..... GP: 11 ..... 1-5-5

Owner/Chairman ..... N. Murray Edwards  
 General manager ..... Brad Treliving  
 Head coach ..... Darryl Sutter  
 Assistant coaches ..... Ryan Huska, Martin Gelin, Ray Edwards  
 Goaltender coach ..... Jordan Sigalet  
 Vice president of communications ..... Peter Hanlon  
 Director of communications & media relations ..... Sean Kelso  
 Communications coordinator ..... Megan Ewing  
 General office ..... 403/777-2177

## SERIES RECORDS

Winning streak ..... 3 ..... 12/18/1985-10/11/1986  
 Losing streak ..... 7 (2x) ..... Last: 11/11/1992-1/9/1997  
 Unbeaten streak ..... 6 ..... 3/5/1997-11/30/1999  
 Goals scored ..... 9 ..... 1/7/1986 (W, 9-1)  
 Goals allowed ..... 10 ..... Last: 10/21/1982 (L, 10-3)  
 Goals, both teams ..... 14 ..... 3/15/1988 (L, 8-6)

## LAST TRANSACTION

6/23/2018 CAR acquired Dougie Hamilton, Micheal Ferland and Adam Fox from CGY in exchange for Noah Hanifin and Elias Lindholm.

Inaugural season ..... 1972-73 (Atlanta); 1980-81 (Calgary)  
 Stanley Cup titles ..... 1 (1989)  
 Home ice ..... Scotiabank Saddledome (1983)  
 Building capacity ..... 19,289  
 2020-21 record (as of May 10) ..... 23-26-3  
 AHL affiliate ..... Stockton Heat

## 2019-20 SERIES RECAP (Did not play during 2020-21 season)

### HURRICANES WIN SEASON SERIES: 2-0-0 (FLAMES: 0-2-0)

At CAROLINA HURRICANES Attend Goaltenders Winning Goal  
 29 Oct '19 Hurricanes 2 Flames 1 13,864 Mrazek vs. Rittich Andrei Svechnikov

At CALGARY FLAMES Attend Goaltenders Winning Goal  
 14 Dec '19 Hurricanes 4 Flames 0 18,853 Reimer vs. Rittich Brock McGinn

## SERIES STATISTICS

HURRICANES SPECIALTY TEAMS FLAMES SPECIALTY TEAMS  
 Power Play ..... 2-7 ..... 28.6% Power Play ..... 0-8 ..... 0.0%  
 Penalty Killing ..... 8-8 ..... 100.0% Penalty Killing ..... 5-7 ..... 71.4%

## HURRICANES LEADING SCORER

	GP	G	A	P	+/-	PIM
Tuovo Teravainen	2	0	3	3	0	0

## FLAMES LEADING SCORERS

	GP	G	A	P	+/-	PIM
Elias Lindholm	2	1	0	1	0	0
Johnny Gaudreau	2	0	1	1	-1	0
Travis Hamonic	2	0	1	1	0	0

## GOALTENDING

HURRICANES	GP	Min	W-L-OT	SO	GA	SA	SV	GAA	SV%
James Reimer	1	60	1-0-0	1	0	32	32	0.00	1.000
Petr Mrazek	1	60	1-0-0	0	1	29	28	1.01	.966

FLAMES	GP	Min	W-L-OT	SO	GA	SA	SV	GAA	SV%
David Rittich	2	117	0-2-0	0	5	58	53	2.56	.914

## ALL-TIME SEASON SERIES RECORDS

YEAR	OVERALL	HOME	ROAD	YEAR	OVERALL	HOME	ROAD	YEAR	OVERALL	HOME	ROAD
1979-80	3-1-0	2-0-0	1-1-0	1993-94	0-2-0	0-1-0	0-1-0	2008-09	1-0-0	1-0-0	0-0-0
1980-81	1-3-0	0-2-0	1-1-0	1994-95	Did Not Play Western Conf. Teams			2009-10	0-1-0	0-0-0	0-1-0
1981-82	1-2-0	1-0-0	0-2-0	1995-96	0-2-0	0-1-0	0-1-0	2010-11	1-0-0	1-0-0	0-0-0
1982-83	0-1-2	0-0-2	0-1-0	1996-97	1-1-0	1-0-0	0-1-0	2011-12	0-1-0	0-0-0	0-1-0
1983-84	0-2-1	0-1-0	0-1-1	1997-98	1-0-1	0-0-1	1-0-0	2012-13	Did Not Play Western Conf. Teams		
1984-85	0-3-0	0-2-0	0-1-0	1998-99	1-0-0	1-0-0	0-0-0	2013-14	0-1-1	0-1-0	0-0-1
1985-86	2-1-0	1-0-0	1-1-0	1999-00	1-0-1-0	1-0-0-0	0-0-1-0	2014-15	1-1-0	1-0-0	0-1-0
1986-87	1-2-0	1-1-0	0-1-0	2000-01	0-1-0-0	0-0-0-0	0-1-0-0	2015-16	1-1-0	1-0-0	0-1-0
1987-88	0-3-0	0-1-0	0-2-0	2001-02	0-0-1-0	0-0-1-0	0-0-0-0	2016-17	1-1-0	0-1-0	1-0-0
1988-89	1-2-0	1-1-0	0-1-0	2002-03	1-0-0-0	0-0-0-0	1-0-0-0	2017-18	1-1-0	0-1-0	1-0-0
1989-90	0-2-1	0-0-1	0-2-0	2003-04	0-1-0-0	0-0-0-0	0-1-0-0	2018-19	0-1-1	0-1-0	0-0-1
1990-91	1-2-0	1-1-0	0-1-0	2005-06	Did Not Play Northwest Div. Teams			2019-20	2-0-0	1-0-0	1-0-0
1991-92	1-1-0	0-1-0	1-0-0	2006-07	0-1-0	0-0-0	0-1-0	2020-21	Did Not Play North Div. Teams		
1992-93	0-2-0	0-1-0	0-1-0	2007-08	0-1-0	0-1-0	0-0-0				

## ALL-TIME SEASON GAME RESULTS (\*Overtime \*\*Shootout)

11/25/1979 W 4-2 CGY(ATL)	3/20/1984 L 1-4 at CGY	1/5/1990 L 4-6 at CGY	11/13/1997 W 4-2 at CGY	1/13/2014 L 0-2 CGY
1/28/1980 W 6-1 CGY(ATL)	10/23/1984 L 4-9 at CGY	1/19/1990 T 3-3* CGY	11/23/1997 T 3-3* CGY	10/23/2014 L 0-5 at CGY
2/2/1980 L 3-5 at CGY(ATL)	1/15/1985 L 2-5 CGY	3/17/1990 L 4-5 at CGY	3/12/1999 W 2-1 CGY	11/10/2014 W 4-1 CGY
2/23/1980 W 6-5 at CGY(ATL)	2/6/1985 L 4-7 CGY	12/29/1990 L 2-8 at CGY	10/11/1999 T 3-3* at CGY	1/24/2016 W 5-2 CGY
12/6/1980 W 5-3 at CGY	12/4/1985 L 5-8 at CGY	1/23/1991 W 5-4 CGY	11/30/1999 W 4-3 CGY	2/3/2016 L 1-4 at CGY
1/23/1981 L 2-4 CGY	12/18/1985 W 4-3 CGY	2/9/1991 L 2-5 CGY	12/9/2000 L 2-7 at CGY	10/20/2016 W 4-2 at CGY
2/27/1981 L 1-5 at CGY	1/7/1986 W 9-1 at CGY	11/6/1991 L 2-3 CGY	3/11/2002 T 3-3* CGY	2/26/2017 L 1-3 CGY
3/8/1981 L 4-5 CGY	10/11/1986 W 6-5 CGY	3/16/1992 W 4-3 at CGY	12/12/2002 W 4-3 at CGY	10/19/2017 W 2-1 at CGY
10/24/1981 L 3-7 at CGY	11/13/1986 L 3-4 at CGY	11/11/1992 L 3-4 CGY	12/11/2003 L 0-1 at CGY	1/14/2018 L 1-4 CGY
1/27/1982 W 3-1 CGY	3/11/1987 L 1-6 CGY	2/13/1993 L 3-4* at CGY	12/5/2006 L 0-3 at CGY	1/22/2019 OT 2-3* at CGY
2/16/1982 L 2-7 at CGY	12/22/1987 L 5-6* at CGY	11/3/1993 L 3-6 CGY	12/14/2007 L 3-4 CGY	2/3/2019 L 3-4 CGY
10/21/1982 L 3-10 at CGY	1/27/1988 L 1-5 at CGY	2/11/1994 L 1-4 at CGY	3/6/2009 W 6-1 CGY	10/29/2019 W 2-1 CGY
11/20/1982 T 4-4 CGY	3/15/1988 L 6-8 CGY	12/20/1995 L 2-3 CGY	2/3/2010 L 1-4 at CGY	12/14/2019 W 4-0 at CGY
3/20/1983 T 2-2 CGY	11/7/1988 L 3-6 at CGY	1/10/1996 L 2-3* at CGY	1/11/2011 W 6-5** CGY	
1/13/1984 T 3-3* at CGY	11/19/1988 L 2-5 CGY	1/9/1997 L 2-3 at CGY	12/6/2011 L 6-7 at CGY	
2/11/1984 L 3-6 CGY	12/10/1988 W 4-1 CGY	3/5/1997 W 2-0 CGY	12/12/2013 OT 1-2* at CGY	



# CHICAGO BLACKHAWKS

## 2020-21 SCHEDULE

2/2/2021 ..... at CHI	4/1/2021..... at CHI
2/4/2021 ..... at CHI	5/3/2021 ..... at CAR
2/19/2021..... at CAR	5/4/2021..... at CAR
3/30/2021 ..... at CHI	5/6/2021 ..... at CAR

## HURRICANES vs. CHICAGO

ALL-TIME: .....	GP: 87.....	41-35-7-4 .....	GF: 268.....	GA: 277.....
at home: .....	GP: 44.....	24-13-4-3 .....	GF: 147.....	GA: 121.....
on road: .....	GP: 43.....	17-22-3-1 .....	GF: 121 .....	GA: 156.....
in overtime: .....	GP: 11 .....	4-4-3 .....		

Chairman .....W. Rockwell "Rocky" Wirtz  
 Senior vice president/General manager ..... Stan Bowman  
 Head coach.....Jeremy Colliton  
 Assistant coaches.....Sheldon Brookbank, Tomas Mitel, Marc Crawford  
 Goaltending coach.....Jimmy Waite  
 Vice president, communications.....Adam Rogowin  
 Senior director, media relations.....John Steinmiller  
 Public relations manager.....Lyndsey Stroope  
 Media relations manager.....Mike Horan  
 Media relations coordinator.....Will Chukerman  
 General office.....312/455-7000

Inaugural season ..... 1926-27  
 Stanley Cup titles .....6 (1934, 1938, 1961, 2010, 2013, 2015)  
 Home ice .....United Center (1994)  
 Building capacity..... 19,717  
 2020-21 record..... 24-25-7  
 AHL affiliate..... Rockford IceHogs

## 2020-21 SERIES RECAP

### HURRICANES WIN SEASON SERIES: 5-2-1 (BLACKHAWKS: 3-4-1)

At CAROLINA HURRICANES	Attend	Goaltenders	Winning Goal
06 May '21 Hurricanes 1 *Blackhawks 2	4,987	Mrazek vs. Delia	Alex DeBrincat
04 May '21 Hurricanes 6 Blackhawks 3	4,987	Mrazek vs. Delia	Teuvo Teravainen
03 May '21 Hurricanes 5 Blackhawks 2	4,987	Nedeljkovic vs. Subban/Delia	Sebastian Aho
19 Feb '21 Hurricanes 5 Blackhawks 3	0	Reimer vs. Lankinen	Nino Niederreiter

### SERIES STATISTICS

HURRICANES SPECIALTY TEAMS			BLACKHAWKS SPECIALTY TEAMS		
Power Play.....	3-17 .....	17.6%	Power Play.....	6-22 .....	27.3%
Penalty Killing.....	16-22 .....	72.7%	Penalty Killing.....	14-17 .....	82.4%

### GOALTENDING

HURRICANES	GP	Min	W-L-OT	SO	GA	SA	SV	GAA	SV%
James Reimer	4	244	3-1-0	0	14	121	107	3.45	.884
Petr Mrazek	2	122	1-0-1	0	5	57	52	2.46	.912
Alex Nedeljkovic	2	118	1-1-0	0	4	33	29	2.04	.879

At CHICAGO BLACKHAWKS	Attend	Goaltenders	Winning Goal
01 Apr '21 Hurricanes 4 Blackhawks 3	0	Reimer vs. Lankinen	Jesper Fast
30 Mar '21 Hurricanes 1 Blackhawks 2	0	Nedeljkovic vs. Lankinen	Alex DeBrincat
04 Feb '21 Hurricanes 4 Blackhawks 6	0	Reimer vs. Lankinen	Alex DeBrincat
02 Feb '21 **Hurricanes 4 Blackhawks 3	0	Reimer vs. Lankinen	(Andrei Svechnikov)

### HURRICANES LEADING SCORER

	GP	G	A	P	+/-	PIM
Vincent Trocheck	8	3	6	9	4	4

### BLACKHAWKS LEADING SCORER

	GP	G	A	P	+/-	PIM
Patrick Kane	8	3	8	11	-6	4

BLACKHAWKS	GP	Min	W-L-OT	SO	GA	SA	SV	GAA	SV%
Kevin Lankinen	5	303	2-2-1	0	16	175	159	3.17	.909
Collin Delia	3	150	1-1-0	0	5	82	77	2.00	.939
Malcolm Subban	1	30	0-1-0	0	4	18	14	8.07	.778


## ALL-TIME SEASON SERIES RECORDS

YEAR	OVERALL	HOME	ROAD	YEAR	OVERALL	HOME	ROAD	YEAR	OVERALL	HOME	ROAD
1979-80	1-1-2	1-1-0	0-0-2	1993-94	2-0-0	1-0-0	1-0-0	2008-09	0-0-1	0-0-0	0-0-1
1980-81	0-3-1	0-2-0	0-1-1	1994-95	Did Not Play Western Conf. Teams			2009-10	1-0-0	1-0-0	0-0-0
1981-82	1-1-1	0-0-1	1-1-0	1995-96	1-1-0	1-0-0	0-1-0	2010-11	0-1-0	0-0-0	0-1-0
1982-83	0-3-0	0-2-0	0-1-0	1996-97	0-1-1	0-0-1	0-1-0	2011-12	1-0-0	1-0-0	0-0-0
1983-84	2-1-0	1-0-0	1-1-0	1997-98	1-1-0	0-1-0	1-0-0	2012-13	Did Not Play Western Conf. Teams		
1984-85	2-1-0	1-1-0	1-0-0	1998-99	1-1-0	1-0-0	0-1-0	2013-14	0-1-1	0-0-1	0-1-0
1985-86	1-2-0	1-0-0	0-2-0	1999-00	1-0-0-0	1-0-0-0	0-0-0-0	2014-15	0-2-0	0-1-0	0-1-0
1986-87	1-2-0	0-2-0	1-0-0	2000-01	2-0-0-0	1-0-0-0	1-0-0-0	2015-16	2-0-0	1-0-0	1-0-0
1987-88	2-1-0	1-0-0	1-1-0	2001-02	1-0-0-0	0-0-0-0	1-0-0-0	2016-17	1-1-0	1-0-0	0-1-0
1988-89	2-1-0	2-0-0	0-1-0	2002-03	0-0-1-0	0-0-1-0	0-0-0-0	2017-18	1-0-1	0-0-1	1-0-0
1989-90	1-2-0	1-0-0	0-2-0	2003-04	1-0-0-0	0-0-0-0	1-0-0-0	2018-19	2-0-0	1-0-0	1-0-0
1990-91	1-1-1	1-0-1	0-1-0	2005-06	1-0-0	1-0-0	0-0-0	2019-20	2-0-0	1-0-0	1-0-0
1991-92	0-3-0	0-2-0	0-1-0	2006-07	Did Not Play Central Div. Teams			2020-21	5-2-1	3-0-1	2-2-0
1992-93	0-2-0	0-1-0	0-1-0	2007-08	1-0-0	0-0-0	1-0-0				

## ALL-TIME SEASON GAME RESULTS (\*Overtime \*\*Shootout)

10/14/1979 T 3-3 at CHI	11/17/1984 L 0-7 CHI	2/10/1991 W 3-1 CHI	12/31/2000 W 2-1 CHI	1/6/2017 L 1-2 at CHI
11/9/1979 L 2-4 CHI	1/5/1985 W 4-3 CHI	2/28/1991 L 3-6 at CHI	3/4/2001 W 6-3 at CHI	11/11/2017 OT 3-4* CHI
11/11/1979 T 5-5 at CHI	10/23/1985 L 2-9 at CHI	10/26/1991 L 2-4 CHI	3/5/2002 W 2-1* at CHI	3/8/2018 W 3-2 at CHI
1/19/1980 W 5-3 CHI	1/12/1986 L 2-4 at CHI	11/10/1991 L 0-3 CHI	10/26/2002 T 3-3* CHI	11/8/2018 W 4-3 at CHI
11/23/1980 L 3-11 at CHI	3/15/1986 W 11-4 CHI	3/28/1992 L 1-3 CHI	3/17/2004 W 3-2 at CHI	11/12/2018 W 3-2* CHI
1/17/1981 L 2-3 CHI	1/3/1987 L 2-3 CHI	1/23/1993 L 2-6 CHI	12/13/2005 W 5-3 CHI	10/26/2019 W 4-0 CHI
2/7/1981 L 2-6 CHI	2/17/1987 W 5-4 at CHI	3/28/1993 L 0-3 at CHI	3/12/2008 W 3-0 at CHI	11/19/2019 W 4-2 at CHI
2/15/1981 T 4-4 at CHI	2/21/1987 L 3-6 CHI	10/14/1993 W 6-2 at CHI	3/11/2009 OT 2-3** at CHI	2/2/2021 W 4-3** at CHI
10/31/1981 T 2-2 CHI	10/24/1987 W 5-3 CHI	3/30/1994 W 3-2* CHI	1/30/2010 W 4-2 CHI	2/4/2021 L 4-6 at CHI
12/13/1981 L 1-6 at CHI	1/13/1988 L 1-2 at CHI	10/14/1995 W 3-2 CHI	3/4/2011 L 2-5 at CHI	2/19/2021 W 5-3 CHI
1/25/1982 W 6-5 at CHI	3/2/1988 W 2-1 at CHI	12/10/1995 L 1-4 at CHI	10/28/2011 W 3-0 CHI	3/30/2021 L 1-2 at CHI
11/26/1982 L 3-4 CHI	10/15/1988 W 7-5 CHI	12/29/1996 L 3-4 at CHI	10/15/2013 OT 2-3** CHI	4/1/2021 W 4-3 at CHI
1/23/1983 L 2-4 at CHI	12/14/1988 L 3-4 at CHI	2/26/1997 T 2-2* CHI	3/21/2014 L 2-3 at CHI	5/3/2021 W 5-2 CHI
2/19/1983 L 2-4 CHI	4/1/1989 W 6-1 CHI	10/26/1997 W 3-2 at CHI	3/2/2015 L 2-5 at CHI	5/4/2021 W 6-3 CHI
10/30/1983 L 1-6 at CHI	11/12/1989 L 2-4 at CHI	1/14/1998 L 1-4 CHI	3/23/2015 L 1-3 CHI	5/6/2021 OT 1-2* CHI
11/12/1983 W 6-1 CHI	12/30/1989 L 3-7 at CHI	10/28/1998 W 2-0 CHI	12/27/2015 W 2-1 at CHI	
2/5/1984 W 4-3 at CHI	1/27/1990 W 6-4 CHI	4/3/1999 L 1-2 at CHI	1/26/2016 W 5-0 CHI	
10/28/1984 W 4-1 at CHI	11/6/1990 T 1-1* CHI	3/8/2000 W 4-1 CHI	12/30/2016 W 3-2 CHI	





# COLUMBUS BLUE JACKETS

## 2020-21 SCHEDULE

2/7/2021..... at CBJ	3/20/2021..... at CAR
2/8/2021..... at CBJ	3/22/2021..... at CBJ
2/15/2021..... at CAR	3/25/2021..... at CBJ
3/18/2021..... at CAR	5/1/2021..... at CAR

## HURRICANES vs. COLUMBUS

ALL-TIME: .....	GP: 49.....	25-17-0-7 .....	GF: 128.....	GA: 129
at home: .....	GP: 25.....	13-7-0-5 .....	GF: 67.....	GA: 66
on road: .....	GP: 24.....	12-10-0-2 .....	GF: 61.....	GA: 63
in overtime: .....	GP: 12.....	5-7-0		

Majority owner/Governor..... John P. McConnell  
 General manager/Alternate governor..... Jarmo Kekalainen  
 Head coach..... John Tortorella  
 Assistant coaches..... Brad Larsen, Kenny McCudden, Brad Shaw  
 Goaltending coach..... Manny Legace  
 Vice president of communications & team services..... Todd Sharrock  
 Manager of communications..... Glenn Odebralski  
 General office..... 614/246-4625

Inaugural season..... 2000-01  
 Stanley Cup titles..... None  
 Home ice..... Nationwide Arena (2000)  
 Building capacity..... 18,144  
 2020-21 record..... 18-26-12  
 AHL affiliate..... Cleveland Monsters

## SERIES RECORDS

Winning streak.....	4 (2x).....	Last: 3/15/2015-3/24/2016
Losing streak.....	7.....	12/29/2007-1/10/2014
Unbeaten streak.....	4 (2x).....	Last: 3/15/2015-3/24/2016
Goals scored.....	7.....	2/15/2021 (W, 7-3)
Goals allowed.....	5 (5x).....	Last: 2/7/2021 (W, 6-5)
Goals, both teams.....	11 (2x).....	Last: 2/7/2021 (W, 6-5)

## LAST TRANSACTION

2/13/2021 CAR acquired a seventh-round pick in the 2022 NHL Draft from CBJ in exchange for Gregory Hofmann.

## 2020-21 SERIES RECAP

### HURRICANES WIN SEASON SERIES: 5-1-2 (BLUE JACKETS: 3-3-2)

At CAROLINA HURRICANES	Attend	Goaltenders	Winning Goal
01 May '21 *Hurricanes 2	Blue Jackets 1	4,987	Nedeljkovic vs. Merzlikins
20 Mar '21 Hurricanes 2	**Blue Jackets 3	2,924	Reimer vs. Merzlikins
18 Mar '21 Hurricanes 2	*Blue Jackets 3	2,924	Nedeljkovic vs. Korpisalo
15 Feb '21 Hurricanes 7	Blue Jackets 3	0	Reimer vs. Teuvo Teravainen

At COLUMBUS BLUE JACKETS	Attend	Goaltenders	Winning Goal
25 Mar '21 *Hurricanes 4	Blue Jackets 3	4,033	Nedeljkovic vs. Korpisalo
22 Mar '21 Hurricanes 3	Blue Jackets 0	3,829	Nedeljkovic vs. Korpisalo
08 Feb '21 Hurricanes 2	Blue Jackets 3	0	Nedeljkovic vs. Korpisalo
07 Feb '21 Hurricanes 6	Blue Jackets 5	0	Reimer vs. Korpisalo

## SERIES STATISTICS

HURRICANES SPECIALTY TEAMS		BLUE JACKETS SPECIALTY TEAMS			
Power Play.....	4-15 .....	26.7%	Power Play.....	2-20 .....	10.0%
Penalty Killing.....	18-20 .....	90.0%	Penalty Killing.....	11-15 .....	73.3%

HURRICANES LEADING SCORER						BLUE JACKETS LEADING SCORER							
	GP	G	A	P	+/-	PM		GP	G	A	P	+/-	PM
Sebastian Aho	8	4	5	9	6	6	Seth Jones	8	3	5	8	3	2
							Oliver Bjorkstrand	8	2	6	8	2	0

## GOALTENDING

HURRICANES	GP	Min	W-L-OT	SO	GA	SA	SV	GAA	SV%
Alex Nedeljkovic	5	307	3-1-1	1	10	137	127	1.95	.927
James Reimer	3	185	2-0-1	0	10	93	83	3.25	.892


BLUE JACKETS	GP	Min	W-L-OT	SO	GA	SA	SV	GAA	SV%
Joonas Korpisalo	6	340	2-3-1	0	22	163	141	3.88	.865
Elvis Merzlikins	3	147	1-0-1	0	6	79	73	2.45	.924

## ALL-TIME SEASON SERIES RECORDS

YEAR	OVERALL	HOME	ROAD	YEAR	OVERALL	HOME	ROAD	YEAR	OVERALL	HOME	ROAD
2000-01	1-1-0-0	1-0-0-0	0-1-0-0	2008-09	0-1-0	0-1-0	0-0-0	2015-16	3-1-0	1-1-0	2-0-0
2001-02	1-0-0-0	1-0-0-0	0-0-0-0	2009-10	0-1-0	0-0-0	0-1-0	2016-17	2-2-0	2-0-0	0-2-0
2002-03	2-0-0-0	1-0-0-0	1-0-0-0	2010-11	0-1-0	0-1-0	0-0-0	2017-18	2-0-2	1-0-1	1-0-1
2003-04	1-1-0-0	0-1-0-0	1-0-0-0	2011-12	0-1-0	0-0-0	0-1-0	2018-19	2-2-0	1-1-0	1-1-0
2005-06	1-0-0	1-0-0	0-0-0	2012-13	Did Not Play Western Conf. Teams			2019-20	0-2-1	0-1-0	0-1-1
2006-07	Did Not Play Central Div. Teams			2013-14	2-2-1	1-1-1	1-1-0	2020-21	5-1-2	2-0-2	3-1-0
2007-08	0-1-0	0-0-0	0-1-0	2014-15	3-0-1	1-0-1	2-0-0				

## ALL-TIME SEASON GAME RESULTS (\*Overtime \*\*Shootout)

12/29/2000 L 1-3 at CBJ	11/7/2009 L 2-3 at CBJ	3/10/2015 OT 3-4** CBJ	10/10/2017 OT 1-2* CBJ	1/16/2020 L 2-3 at CBJ
3/7/2001 W 2-1 CBJ	3/12/2011 L 2-3 CBJ	3/15/2015 W 3-2 at CBJ	11/10/2017 W 3-1 at CBJ	2/7/2021 W 6-5 at CBJ
11/19/2001 W 5-2 CBJ	3/23/2012 L 1-5 at CBJ	1/8/2016 W 4-1 CBJ	11/28/2017 OT 2-3** at CBJ	2/8/2021 L 2-3 at CBJ
11/30/2002 W 4-2 at CBJ	12/23/2013 L 3-4 CBJ	1/9/2016 W 4-3* at CBJ	12/16/2017 W 2-1 CBJ	2/15/2021 W 7-3 CBJ
3/10/2003 W 6-5 CBJ	1/10/2014 L 0-3 at CBJ	3/24/2016 W 3-2 at CBJ	10/5/2018 W 3-1 at CBJ	3/18/2021 OT 2-3* CBJ
3/2/2004 L 0-3 CBJ	1/27/2014 W 3-2 CBJ	4/2/2016 L 1-5 CBJ	11/17/2018 L 1-4 CBJ	3/20/2021 OT 2-3** CBJ
3/8/2004 W 4-1 at CBJ	3/18/2014 W 3-1 at CBJ	1/10/2017 W 5-3 CBJ	1/4/2019 W 4-2 CBJ	3/22/2021 W 3-0 at CBJ
12/15/2005 W 2-1 CBJ	3/29/2014 OT 2-3* CBJ	1/17/2017 L 1-4 at CBJ	3/15/2019 L 0-3 at CBJ	3/25/2021 W 4-3* at CBJ
12/29/2007 L 1-4 at CBJ	11/4/2014 W 4-2 at CBJ	1/21/2017 L 2-3 at CBJ	10/12/2019 L 2-3 CBJ	5/1/2021 W 2-1* CBJ
2/14/2009 L 1-5 CBJ	11/7/2014 W 3-2* CBJ	3/30/2017 W 2-1* CBJ	10/24/2019 OT 3-4* at CBJ	



# DALLAS STARS

## 2020-21 SCHEDULE

1/30/2021.....at CAR	4/3/2021.....at CAR
1/31/2021.....at CAR	4/4/2021.....at CAR
2/11/2021.....at DAL	4/26/2021.....at DAL
2/13/2021.....at DAL	4/27/2021.....at DAL

## HURRICANES vs. DALLAS

ALL-TIME:.....GP: 91.....36-45-6-4.....GF: 273.....GA: 314
at home:.....GP: 47.....21-22-4-0.....GF: 142.....GA: 151
on road:.....GP: 44.....15-23-2-4.....GF: 131.....GA: 163
in overtime:.....GP: 11.....4-5-5

Owner/Governor.....Tom Gaglardi  
 General manager.....Jim Nill  
 Head coach.....Rick Bowness  
 Assistant coaches.....John Stevens, Todd Nelson, Derek Laxdal  
 Goaltending coach.....Jeff Reese  
 Vice president, communications & broadcasting.....Tom Holy  
 Corporate communications manager.....Joe Calvillo  
 Media relations manager.....Ben Fromstein  
 General office.....214/387-5500

## SERIES RECORDS

Winning streak.....5.....3/21/1987-11/12/1988
Losing streak.....7.....10/11/1979-2/14/1981
Unbeaten streak.....5.....3/21/1987-11/12/1988
Goals scored.....8.....3/26/1988 (W, 8-1)
Goals allowed.....9.....10/11/1980 (L, 9-3)
Goals, both teams.....15.....2/22/1982 (L, 8-7)

## LAST TRANSACTION

6/29/2004 CAR acquired a fourth-round pick in the 2005 NHL Draft (94th overall - Jakub Vojta) from DAL in exchange for Jaroslav Svoboda.

Inaugural season.....1967-68 (Minnesota); 1993-94 (Dallas)  
 Stanley Cup titles.....1 (1999)  
 Home ice.....American Airlines Center (2001)  
 Building capacity.....18,532  
 2020-21 record.....23-19-14  
 AHL affiliate.....Texas Stars

## 2020-21 SERIES RECAP

### HURRICANES WIN SEASON SERIES: 6-1-1 (STARS: 2-4-2)

At CAROLINA HURRICANES	Attend	Goaltenders	Winning Goal
04 Apr '21 Hurricanes 1 Stars 0	4,987	Mrazek vs. Oettinger	Jordan Martinook
03 Apr '21 Hurricanes 2 Stars 3	4,987	Nedeljkovic vs. Oettinger	Tanner Kero
31 Jan '21 **Hurricanes 4 Stars 3	0	Reimer vs. Khudobin	(Vincent Trocheck)
30 Jan '21 Hurricanes 4 Stars 1	0	Reimer/Mrazek vs. Khudobin/Oettinger	Vincent Trocheck

At DALLAS STARS	Attend	Goaltenders	Winning Goal
27 Apr '21 Hurricanes 5 Stars 1	6,014	Nedeljkovic vs. Khudobin	Sebastian Aho
26 Apr '21 Hurricanes 3 *Stars 4	5,364	Reimer vs. Oettinger	Jamie Benn
13 Feb '21 **Hurricanes 4 Stars 3	4,071	Nedeljkovic vs. Oettinger	(Vincent Trocheck)
11 Feb '21 Hurricanes 5 Stars 3	3,687	Reimer vs. Khudobin	Nino Niederreiter

## SERIES STATISTICS

HURRICANES SPECIALTY TEAMS		STARS SPECIALTY TEAMS	
Power Play.....8-24.....33.3%	Penalty Killing.....20-25.....80.0%	Power Play.....5-25.....20.0%	Penalty Killing.....16-24.....66.7%

## HURRICANES LEADING SCORERS

	GP	G	A	P	+/-	PIM
Jordan Staal	8	5	5	10	2	2

## STARS LEADING SCORERS

	GP	G	A	P	+/-	PIM
Jamie Benn	7	5	3	8	2	2

## GOALTENDING

HURRICANES	GP	Min	W-L-OT	SO	GA	SA	SV	GAA	SV%
James Reimer	4	244	3-0-1	0	11	108	97	2.70	.898
Alex Nedeljkovic	3	183	2-1-0	0	7	82	75	2.29	.915
Petr Mrazek	2	63	1-0-0	1	0	28	28	0.00	1.000

STARS	GP	Min	W-L-OT	SO	GA	SA	SV	GAA	SV%
Jake Oettinger	5	273	2-1-1	0	9	144	135	1.98	.938
Anton Khudobin	4	213	0-3-1	0	16	117	101	4.50	.863

## ALL-TIME SEASON SERIES RECORDS

YEAR	OVERALL	HOME	ROAD	YEAR	OVERALL	HOME	ROAD	YEAR	OVERALL	HOME	ROAD
1979-80	0-4-0	0-2-0	0-2-0	1993-94	0-1-1	0-0-1	0-1-0	2008-09	0-1-0	0-0-0	0-1-0
1980-81	1-3-0	1-1-0	0-2-0	1994-95	Did Not Play Western Conf. Teams			2009-10	1-1-0	1-0-0	0-1-0
1981-82	1-2-0	1-1-0	0-1-0	1995-96	1-1-0	0-1-0	1-0-0	2010-11	0-1-1	0-1-0	0-0-1
1982-83	0-2-1	0-1-0	0-1-0	1996-97	0-2-0	0-1-0	0-1-0	2011-12	0-1-0	0-1-0	0-0-0
1983-84	3-0-0	2-0-0	1-0-0	1997-98	0-2-0	0-1-0	0-1-0	2012-13	Did Not Play Western Conf. Teams		
1984-85	1-2-0	0-1-0	1-1-	1998-99	0-1-1	0-0-1	0-1-0	2013-14	1-1-0	1-0-0	0-1-0
1985-86	1-2-0	1-1-0	0-1-0	1999-00	1-1-0-0	1-0-0-0	0-1-0-0	2014-15	1-1-0	0-1-0	1-0-0
1986-87	1-2-0	1-0-0	0-2-0	2000-01	1-0-0-0	1-0-0-0	0-0-0-0	2015-16	0-2-0	0-1-0	0-1-0
1987-88	3-0-0	2-0-0	1-0-0	2001-02	1-0-1-0	1-0-0-0	0-0-1-0	2016-17	0-2-0	0-1-0	0-1-0
1988-89	2-1-0	0-1-0	2-0-0	2002-03	1-0-0-1	1-0-0-0	0-0-0-1	2017-18	1-1-0	1-0-0	0-1-0
1989-90	2-1-0	1-1-0	1-0-0	2003-04	0-1-0-0	0-1-0-0	0-0-0-0	2018-19	2-0-0	1-0-0	1-0-0
1990-91	1-2-0	0-1-0	1-1-0	2005-06	0-0-1	0-0-0	0-0-1	2019-20	0-2-0	0-1-0	0-1-0
1991-92	1-1-1	0-1-1	1-0-0	2006-07	1-0-0	1-0-0	0-0-0	2020-21	6-1-1	3-1-0	3-0-1
1992-93	1-0-1	0-0-1	1-0-0	2007-08	Did Not Play Pacific Div. Teams						

## ALL-TIME SEASON GAME RESULTS (\*Overtime \*\*Shootout)

10/11/1979 L 1-4 at DAL (MIN)	1/12/1985 L 4-5 at DAL (MIN)	1/28/1992 L 3-4 DAL (MIN)	11/21/2001 T 4-4* at DAL	4/1/2017 L 0-3 DAL
1/9/1980 L 2-6 at DAL (MIN)	11/13/1985 W 5-2 DAL (MIN)	2/9/1992 T 4-4* DAL (MIN)	12/22/2002 W 1-0 DAL	10/21/2017 L 3-4 at DAL
2/10/1980 L 2-6 DAL (MIN)	2/15/1986 L 1-4 at DAL (MIN)	2/29/1992 W 5-4* at DAL (MIN)	2/11/2003 OT 1-2* at DAL	11/13/2017 W 5-1 DAL
3/16/1980 L 1-6 DAL (MIN)	2/26/1986 L 2-5 DAL (MIN)	1/3/1993 T 6-6* DAL (MIN)	12/22/2003 L 1-3 DAL	2/16/2019 W 3-0 DAL
10/11/1980 L 3-9 at DAL (MIN)	12/31/1986 L 2-5 at DAL (MIN)	3/27/1993 W 2-1 at DAL (MIN)	12/2/2005 OT 4-5** at DAL	2/23/2019 W 3-0 at DAL
11/12/1980 L 1-5 DAL (MIN)	1/10/1987 L 3-4 at DAL (MIN)	10/27/1993 L 1-5 at DAL	11/18/2006 W 5-4 DAL	2/11/2020 L 1-4 at DAL
2/14/1981 L 4-7 at DAL (MIN)	3/21/1987 W 5-1 DAL (MIN)	3/12/1994 T 2-2* DAL	3/12/2009 L 2-3 at DAL	2/25/2020 L 1-4 DAL
2/25/1981 W 3-2 DAL (MIN)	1/19/1988 W 6-3 at DAL (MIN)	2/11/1996 W 5-3 at DAL	11/23/2009 L 0-2 at DAL	1/30/2021 W 4-1 DAL
11/7/1981 W 4-2 DAL (MIN)	1/23/1988 W 5-0 DAL (MIN)	2/25/1996 L 2-6 DAL	12/16/2009 W 5-3 DAL	1/31/2021 W 4-3** DAL
2/22/1982 L 7-8 at DAL (MIN)	3/26/1988 W 8-1 DAL (MIN)	12/20/1996 L 1-4 DAL	11/29/2010 L 1-4 DAL	2/11/2021 W 5-3 at DAL
3/28/1982 L 2-5 DAL (MIN)	11/12/1988 W 3-1 at DAL (MIN)	3/21/1997 L 0-2 at DAL	12/10/2010 OT 1-2** at DAL	2/13/2021 W 4-3** at DAL
11/2/1982 L 6-7 DAL (MIN)	12/3/1988 L 2-4 DAL (MIN)	1/3/1998 L 1-6 DAL	11/6/2011 L 2-5 DAL	4/3/2021 L 2-3 DAL
12/14/1982 T 3-3 at DAL (MIN)	2/18/1989 W 4-3 at DAL (MIN)	3/20/1998 L 1-6 at DAL	2/27/2014 L 1-4 at DAL	4/4/2021 W 1-0 DAL
1/22/1983 L 2-7 at DAL (MIN)	10/7/1989 L 4-6 DAL (MIN)	10/15/1998 T 2-2* DAL	4/3/2014 W 4-1 DAL	4/26/2021 OT 3-4* at DAL
11/8/1983 W 6-4 DAL (MIN)	12/23/1989 W 4-3 DAL (MIN)	3/21/1999 L 2-3* at DAL	11/18/2014 W 6-4 at DAL	4/27/2021 W 5-1 at DAL
12/23/1983 W 5-3 DAL (MIN)	2/7/1990 W 5-3 at DAL (MIN)	11/20/1999 W 1-0 DAL	3/12/2015 L 3-5 DAL	
1/10/1984 W 6-3 at DAL (MIN)	10/24/1990 L 0-3 at DAL (MIN)	12/8/1999 L 1-2 at DAL	11/6/2015 L 1-4 DAL	
10/27/1984 W 5-3 at DAL (MIN)	11/10/1990 W 3-2* at DAL (MIN)	10/10/2000 W 5-2 DAL	12/8/2015 L 5-6 at DAL	
11/28/1984 L 2-4 DAL (MIN)	12/23/1990 L 2-5 DAL (MIN)	10/7/2001 W 3-0 DAL	2/11/2017 L 2-5 at DAL	





# EDMONTON OILERS

## 2020-21 SCHEDULE

No games scheduled

## HURRICANES vs. EDMONTON

ALL-TIME: .....GP: 80..... 28-37-12-3 ..... GF: 277..... GA: 280  
 at home: .....GP: 39..... 17-14-7-1 ..... GF: 150..... GA: 124  
 on road: .....GP: 41..... 11-23-5-2 ..... GF: 127 ..... GA: 156  
 in overtime: .....GP: 12..... 0-4-8

Owner/Governor.....Daryl A. Katz (Oilers Entertainment Group)  
 General manager/President of hockey operations.....Ken Holland  
 Head coach.....Dave Tippett  
 Associate coach.....Jim Playfair  
 Assistant coaches.....Glen Gulutzan, Brian Wiseman  
 Goaltending coaches.....Dustin Schwartz, Sylvain Rodrigue  
 Senior vice president, communications & government relations.....Tim Shipton  
 Director, hockey communications.....Jamie Cartmell  
 Manager, hockey communications.....Shawn May  
 Manager, hockey communications & team services.....Katie Doyle  
 General office.....780/414-4000

## SERIES RECORDS

Winning streak.....3 (2x)..... Last: 1/20/2019-12/20/2019  
 Losing streak.....4 (2x)..... Last: 1/31/1992-1/15/1993  
 Unbeaten streak.....6..... 11/12/1997-3/15/2000  
 Goals scored.....11..... 2/12/1984 (W, 11-0)  
 Goals allowed.....9..... 3/8/1983 (L, 9-4)  
 Goals, both teams.....15..... 3/29/1985 (W, 8-7)

## LAST TRANSACTION

11/30/2018 EDM claimed Valentin Zykov on waivers from CAR.

Inaugural season.....1972-73 (WHA); 1979-80 (NHL)  
 Stanley Cup titles.....5 (1984, 1985, 1987, 1988, 1990)  
 Home ice.....Rogers Place (2016)  
 Building capacity.....18,347  
 2020-21 record (as of May 10).....34-18-2  
 AHL affiliate.....Bakersfield Condors

## 2019-20 SERIES RECAP (Did not play during 2020-21 season)

### HURRICANES WIN SEASON SERIES: 1-0-1 (OILERS: 1-1-0)

At CAROLINA HURRICANES Attend Goaltenders Winning Goal  
 16 Feb '20 \*Hurricanes 3 Oilers 4 18,680 Reimer vs. Smith Josh Archibald

At EDMONTON OILERS Attend Goaltenders Winning Goal  
 10 Dec '19 Hurricanes 6 Oilers 3 16,175 Reimer vs. Koskinen Jordan Martinook

## SERIES STATISTICS

HURRICANES SPECIALTY TEAMS OILERS SPECIALTY TEAMS  
 Power Play.....3-7..... 42.9% Power Play.....2-8..... 25.0%  
 Penalty Killing.....6-8..... 75.0% Penalty Killing.....4-7..... 57.1%

### HURRICANES LEADING SCORER

GP G A P +/- PIM  
 Sebastian Aho 2 4 1 5 0 0

### OILERS LEADING SCORER

GP G A P +/- PIM  
 Leon Draisaitl 2 1 3 4 -2 0

## GOALTENDING

HURRICANES GP Min W-L-OT SO GA SA SV GAA SV%  
 James Reimer 2 122 1-0-1 0 7 60 53 3.43 .883

OILERS GP Min W-L-OT SO GA SA SV GAA SV%  
 Mike Smith 1 63 1-0-0 0 3 31 28 2.84 .903  
 Mikko Koskinen 1 60 0-1-0 0 6 32 26 6.00 .812

## ALL-TIME SEASON SERIES RECORDS

YEAR	OVERALL	HOME	ROAD	YEAR	OVERALL	HOME	ROAD	YEAR	OVERALL	HOME	ROAD
1979-80	2-1-1	2-0-0	0-1-1	1993-94	1-0-1	0-0-1	1-0-0	2008-09	0-1-0	0-1-0	0-0-0
1980-81	1-2-1	1-1-0	0-1-1	1994-95	Did Not Play Western Conf. Teams			2009-10	0-1-0	0-0-0	0-1-0
1981-82	0-2-1	0-0-1	0-2-0	1995-96	1-0-1	0-0-1	1-0-0	2010-11	1-0-0	1-0-0	0-0-0
1982-83	0-2-1	0-1-1	0-1-0	1996-97	0-2-0	0-1-0	0-1-0	2011-12	1-0-0	0-0-0	1-0-0
1983-84	1-2-0	1-0-0	0-2-0	1997-98	2-0-0	1-0-0	1-0-0	2012-13	Did Not Play Western Conf. Teams		
1984-85	1-2-0	1-1-0	0-1-0	1998-99	1-0-1	1-0-0	0-0-1	2013-14	0-1-1	0-1-0	0-0-1
1985-86	0-3-0	0-1-0	0-2-0	1999-00	0-0-2-0	0-0-1-0	0-0-1-0	2014-15	1-1-0	1-0-0	0-1-0
1986-87	1-2-0	1-1-0	0-1-0	2000-01	0-1-0-0	0-1-0-0	0-0-0-0	2015-16	1-0-1	1-0-0	0-0-1
1987-88	1-2-0	0-1-0	1-1-0	2001-02	1-0-1-0	0-0-1-0	1-0-0-0	2016-17	1-1-0	1-0-0	0-1-0
1988-89	1-2-0	1-1-0	0-1-0	2002-03	0-1-0-0	0-0-0-0	0-1-0-0	2017-18	1-1-0	0-1-0	1-0-0
1989-90	1-0-2	0-0-1	1-0-1	2003-04	1-0-0-0	0-0-0-0	1-0-0-0	2018-19	2-0-0	1-0-0	1-0-0
1990-91	1-2-0	1-1-0	0-1-0	2005-06	Did Not Play Northwest Div. Teams			2019-20	1-0-1	0-0-1	1-0-0
1991-92	0-3-0	0-1-0	0-2-0	2006-07	0-1-0	0-0-0	0-1-0	2020-21	Did Not Play North Div. Teams		
1992-93	1-1-0	1-0-0	0-1-0	2007-08	1-0-0	1-0-0	0-0-0				

## ALL-TIME SEASON GAME RESULTS (\*Overtime \*\*Shootout)

11/17/1979 W 4-0 EDM	3/21/1984 L 3-5 at EDM	1/6/1990 T 4-4* at EDM	3/15/1997 L 2-4 EDM	11/9/2010 W 7-1 EDM
12/9/1979 L 0-3 at EDM	11/30/1984 L 2-4 EDM	1/30/1990 T 4-4* EDM	11/12/1997 W 6-4 at EDM	12/7/2011 W 5-3 at EDM
1/2/1980 T 3-3 at EDM	2/3/1985 L 3-6 at EDM	3/18/1990 W 3-1 at EDM	3/15/1998 W 4-1 EDM	12/10/2013 OT 4-5* at EDM
2/19/1980 W 6-2 EDM	3/29/1985 W 8-7 EDM	12/17/1990 L 2-4 EDM	12/15/1998 W 3-0 EDM	3/16/2014 L 1-2 EDM
11/28/1980 W 6-4 EDM	11/30/1985 L 5-8 at EDM	12/30/1990 L 3-4 at EDM	2/27/1999 T 2-2* at EDM	10/24/2014 L 3-6 at EDM
12/7/1980 L 4-6 at EDM	1/4/1986 L 3-4 at EDM	2/6/1991 W 5-1 EDM	10/13/1999 T 3-3* at EDM	3/8/2015 W 7-4 EDM
1/9/1981 T 6-6 at EDM	1/15/1986 L 1-4 EDM	1/31/1992 L 1-4 at EDM	3/15/2000 T 2-2* EDM	11/25/2015 W 4-1 EDM
3/25/1981 L 2-7 EDM	11/15/1986 W 6-2 EDM	2/13/1992 L 1-3 EDM	3/11/2001 L 2-3 EDM	1/4/2016 OT 0-1* at EDM
10/21/1981 L 2-5 at EDM	3/15/1987 L 1-4 at EDM	3/14/1992 L 1-3 at EDM	11/11/2001 T 1-1* EDM	10/18/2016 L 2-3 at EDM
11/11/1981 T 4-4 EDM	3/25/1987 L 3-5 EDM	1/15/1993 L 1-3 at EDM	1/10/2002 W 4-1 at EDM	2/3/2017 W 2-1 EDM
2/19/1982 L 4-7 at EDM	12/19/1987 W 4-3 at EDM	2/20/1993 W 7-3 EDM	12/11/2002 L 1-4 at EDM	10/17/2017 W 5-3 at EDM
10/14/1982 T 4-4 EDM	1/6/1988 L 1-5 EDM	11/13/1993 T 4-4* EDM	12/9/2003 W 3-2 at EDM	3/20/2018 L 3-7 EDM
10/20/1982 L 2-4 at EDM	1/30/1988 L 2-5 at EDM	2/12/1994 W 5-2 at EDM	12/6/2006 L 1-3 at EDM	1/20/2019 W 7-4 at EDM
3/8/1983 L 4-9 EDM	12/17/1988 L 2-4 EDM	1/9/1996 W 5-1 at EDM	1/18/2008 W 7-2 EDM	2/15/2019 W 3-1 EDM
1/7/1984 L 3-5 at EDM	2/21/1989 L 4-7 at EDM	2/28/1996 T 4-4* EDM	11/1/2008 L 1-3 EDM	12/20/2019 W 6-3 at EDM
2/12/1984 W 11-0 EDM	3/8/1989 W 7-3 EDM	1/12/1997 L 1-2* at EDM	2/1/2010 L 2-4 at EDM	2/16/2020 OT 3-4* EDM







# LOS ANGELES KINGS

## 2020-21 SCHEDULE

No games scheduled

## HURRICANES vs. LOS ANGELES

ALL-TIME: ..... GP: 81 ..... 34-35-8-3 ..... GF: 275 ..... GA: 289  
 at home: ..... GP: 41 ..... 22-13-5-1 ..... GF: 143 ..... GA: 135  
 on road: ..... GP: 40 ..... 13-22-3-2 ..... GF: 132 ..... GA: 154  
 in overtime: ..... GP: 12 ..... 2-5-5

Owners ..... Philip F. Anschutz, Edward P. Roski, Jr.  
 Vice president/General manager ..... Rob Blake  
 Head coach ..... Todd McLellan  
 Assistant coaches ..... Trent Yawney, Marco Sturm  
 Goaltending coach ..... Bill Ranford  
 Senior vice president, marketing, communications & content ..... Michael Altieri  
 Senior director, team operations & hockey communications ..... Rob Koch  
 Senior manager, hockey communications ..... Jon Gomez  
 Manager, media services & team operations ..... Eddie Fischermann  
 General office ..... 310/535-4500

## SERIES RECORDS

Winning streak ..... 4 ..... 3/22/1987-3/9/1988  
 Losing streak ..... 4 ..... 10/31/1992-3/2/1994  
 Unbeaten streak ..... 4 (4x) ..... Last: 3/15/2003-2/13/2007  
 Goals scored ..... 9 ..... 11/27/1985 (W, 9-0)  
 Goals allowed ..... 9 (2x) ..... Last: 1/14/1989 (L, 9-6)  
 Goals, both teams ..... 15 ..... 1/14/1989 (L, 9-6)

## LAST TRANSACTION

10/7/2020 CAR acquired a sixth-round pick in the 2020 NHL Draft (159th overall – Lucas Mercuri) and a seventh-round pick in the 2021 NHL Draft from LA in exchange for a fifth-round pick in the 2020 NHL Draft (140th overall – Ben Meehan).

Inaugural season ..... 1967-68  
 Stanley Cup titles ..... 2 (2012, 2014)  
 Home ice ..... STAPLES Center (1999)  
 Building capacity ..... 18,230  
 2020-21 record (as of May 10) ..... 21-26-7  
 AHL affiliate ..... Ontario Reign

## 2019-20 SERIES RECAP (Did not play during 2020-21 season)

### HURRICANES WIN SEASON SERIES: 2-0-0 (KINGS: 0-2-0)

At CAROLINA HURRICANES Attend Goaltenders Winning Goal  
 11 Jan '20 Hurricanes 2 Kings 0 18,680 Reimer vs. Campbell Nino Niederreiter

At LOS ANGELES KINGS Attend Goaltenders Winning Goal  
 15 Oct '19 Hurricanes 2 Kings 0 14,219 Mrazek vs. Campbell Martin Necas

## SERIES STATISTICS

HURRICANES SPECIALTY TEAMS KINGS SPECIALTY TEAMS  
 Power Play ..... 0-6 ..... 0.0% Power Play ..... 0-7 ..... 0.0%  
 Penalty Killing ..... 7-7 ..... 100.0% Penalty Killing ..... 6-6 ..... 100.0%

HURRICANES LEADING SCORER KINGS LEADING SCORER  
 GP G A P +/- PIM  
 Teuvo Teravainen 2 1 2 3 3 0 None

## GOALTENDING

HURRICANES GP Min W-L-OT SO GA SA SV GAA SV%  
 Petr Mrazek 1 60 1-0-0 1 0 31 31 0.00 1.000  
 James Reimer 1 60 1-0-0 1 0 41 41 0.00 1.000

KINGS GP Min W-L-OT SO GA SA SV GAA SV%  
 Jack Campbell 2 116 0-2-0 0 2 51 49 1.04 .961

## ALL-TIME SEASON SERIES RECORDS

YEAR	OVERALL	HOME	ROAD	YEAR	OVERALL	HOME	ROAD	YEAR	OVERALL	HOME	ROAD
1979-80	2-1-1	2-0-0	0-1-1	1993-94	0-2-0	0-1-0	0-1-0	2008-09	0-0-1	0-0-0	0-0-1
1980-81	0-3-1	0-1-1	0-2-0	1994-95	Did Not Play Western Conf. Teams			2009-10	0-1-0	0-1-0	0-0-0
1981-82	2-0-1	1-0-1	1-0-0	1995-96	2-0-0	1-0-0	1-0-0	2010-11	0-1-0	0-0-0	0-1-0
1982-83	1-2-0	0-1-0	1-1-0	1996-97	0-2-0	0-1-0	0-1-0	2011-12	1-0-0	1-0-0	0-0-0
1983-84	2-1-0	1-1-0	1-0-0	1997-98	1-0-1	0-0-1	1-0-0	2012-13	Did Not Play Western Conf. Teams		
1984-85	0-2-1	0-1-0	0-1-1	1998-99	1-1-0	0-1-0	1-0-0	2013-14	0-1-1	0-0-1	0-1-0
1985-86	2-1-0	1-1-0	1-0-0	1999-00	1-0-0-0	0-0-0-0	1-0-0-0	2014-15	1-1-0	1-0-0	0-1-0
1986-87	1-2-0	1-0-0	1-2-0	2000-01	0-2-0-0	0-1-0-0	0-1-0-0	2015-16	1-1-0	1-0-0	0-1-0
1987-88	3-0-0	2-0-0	1-0-0	2001-02	1-1-0-0	1-0-0-0	0-1-0-0	2016-17	1-1-0	0-1-0	1-0-0
1988-89	1-2-0	1-0-0	0-2-0	2002-03	0-1-1-0	0-0-1-0	0-1-0-0	2017-18	1-0-1	1-0-0	0-0-1
1989-90	2-1-0	1-1-0	1-0-0	2003-04	1-0-0-0	1-0-0-0	0-0-0-0	2018-19	1-1-0	1-0-0	0-1-0
1990-91	1-2-0	1-0-0	1-2-0	2005-06	1-0-0	0-0-0	1-0-0	2019-20	2-0-0	1-0-0	1-0-0
1991-92	1-0-2	1-0-1	0-0-1	2006-07	1-0-0	1-0-0	0-0-0	2020-21	Did Not Play West Div. Teams		
1992-93	0-2-0	0-1-0	0-1-0	2007-08	Did Not Play Pacific Div. Teams						

## ALL-TIME SEASON GAME RESULTS (\*Overtime \*\*Shootout)

10/19/1979 W 6-3 LA	1/31/1985 L 3-5 at LA	1/13/1990 W 6-3 at LA	10/25/1998 L 2-3 LA	3/1/2014 L 1-3 at LA
12/12/1979 L 4-7 at LA	2/23/1985 L 1-2* LA	10/19/1990 L 2-5 at LA	11/14/1998 W 5-3 at LA	11/2/2014 W 3-2 LA
2/6/1980 W 7-3 LA	3/13/1985 T 3-3* at LA	1/8/1991 L 3-4* at LA	3/2/2000 W 5-2 at LA	11/20/2014 L 2-3 at LA
3/29/1980 T 2-2 at LA	11/2/1985 L 1-8 LA	1/16/1991 W 4-3 LA	1/20/2001 L 3-6 LA	10/23/2015 L 0-3 at LA
12/2/1980 L 2-5 at LA	11/27/1985 W 9-0 at LA	10/30/1991 T 4-4* LA	2/8/2001 L 2-4 at LA	11/22/2015 W 4-3 LA
12/13/1980 T 5-5 LA	3/22/1986 W 6-3 LA	2/6/1992 T 5-5* at LA	10/28/2001 W 3-2* LA	12/8/2016 W 3-1 at LA
1/7/1981 L 3-5 at LA	11/8/1986 L 3-4 at LA	3/11/1992 W 4-0 LA	2/7/2002 L 1-2 at LA	1/26/2017 L 0-3 LA
1/14/1981 L 4-5 LA	2/14/1987 L 2-5 at LA	10/31/1992 L 1-7 LA	2/7/2003 L 2-8 at LA	12/9/2017 OT 2-3* at LA
12/19/1981 T 5-5 LA	3/22/1987 W 6-3 LA	12/5/1992 L 3-7 at LA	3/15/2003 T 0-0* LA	2/12/2018 W 7-3 LA
2/2/1982 W 5-3 at LA	12/12/1987 W 3-2 LA	1/12/1994 L 4-6 at LA	11/8/2003 W 3-2* LA	12/2/2018 L 0-2 at LA
3/7/1982 W 7-6 LA	1/16/1988 W 4-3 at LA	3/2/1994 L 1-4 LA	12/8/2005 W 3-2 at LA	2/26/2019 W 6-1 LA
10/23/1982 W 5-3 at LA	3/9/1988 W 5-4 LA	1/25/1996 W 8-2 LA	2/13/2007 W 2-1 LA	10/15/2019 W 2-0 at LA
1/20/1983 L 3-4 at LA	11/10/1988 L 2-7 at LA	1/31/1996 W 6-4 at LA	10/17/2008 OT 3-4* at LA	1/11/2020 W 2-0 LA
2/15/1983 L 2-5 LA	1/14/1989 L 6-9 at LA	11/2/1996 L 2-3 LA	11/11/2009 L 2-5 LA	
10/25/1983 W 8-5 at LA	1/21/1989 W 5-4 LA	1/30/1997 L 3-5 at LA	10/20/2010 L 3-4 at LA	
11/5/1983 W 2-1 LA	11/4/1989 W 6-3 LA	10/7/1997 T 3-3* LA	2/4/2012 W 2-1 LA	
12/30/1983 L 3-9 LA	12/13/1989 L 2-5 LA	3/5/1998 W 2-1 at LA	10/11/2013 OT 1-2** LA	



# MINNESOTA WILD

## 2020-21 SCHEDULE

No games scheduled

## HURRICANES vs. MINNESOTA

ALL-TIME: ..... GP: 28 ..... 13-8-2-4 ..... GF: 83 ..... GA: 78  
 at home: ..... GP: 12 ..... 9-1-0-2 ..... GF: 34 ..... GA: 23  
 on road: ..... GP: 16 ..... 5-7-2-2 ..... GF: 49 ..... GA: 55  
 in overtime: ..... GP: 11 ..... 5-4-2

Owner/Governor..... Craig Leipold  
 General manager..... Bill Guerin  
 Head coach..... Dean Evason  
 Assistant coaches..... Bob Woods, Darby Hendrickson, Brett McLean  
 Goaltending coach..... Frederic Chabot  
 Director of media relations..... Aaron Sickman  
 Media relations specialist..... Megan Kogut  
 General office..... 651/602-6000

Inaugural season..... 2000-01  
 Stanley Cup titles..... None  
 Home ice..... Xcel Energy Center (2000)  
 Building capacity..... 17,954  
 2020-21 record (as of May 10)..... 35-14-5  
 AHL affiliate..... Iowa Wild

## SERIES RECORDS

Winning streak..... 4 (2x) ..... Last: 10/13/2018-12/7/2019  
 Losing streak..... 6 ..... 10/24/2013-3/19/2016  
 Unbeaten streak..... 4 ..... 11/15/2009-3/17/2012  
 Goals scored..... 7 ..... 10/24/2001 (W, 7-3)  
 Goals allowed..... 6 (2x) ..... Last: 3/6/18 (L, 6-2)  
 Goals, both teams..... 10 ..... 10/24/2001 (W, 7-3)

## LAST TRANSACTION

1/17/2019 CAR acquired Nino Niederreiter from MIN in exchange for Victor Rask.

## 2019-20 SERIES RECAP (Did not play during 2020-21 season)

### HURRICANES WIN SEASON SERIES: 2-0-0 (WILD: 0-1-1)

At CAROLINA HURRICANES Attend Goaltenders Winning Goal  
 07 Dec '19 Hurricanes 6 Wild 2 18,680 Mrazek vs. Stalock Sebastian Aho

At MINNESOTA WILD Attend Goaltenders Winning Goal  
 16 Nov '19 \*Hurricanes 4 Wild 3 17,101 Reimer vs. Dubnyk Andrei Svechnikov

## SERIES STATISTICS

HURRICANES SPECIALTY TEAMS WILD SPECIALTY TEAMS  
 Power Play..... 2-5 ..... 40.0% Power Play..... 0-7 ..... 0.0%  
 Penalty Killing..... 7-7 ..... 100.0% Penalty Killing..... 3-5 ..... 60.0%

HURRICANES LEADING SCORER WILD LEADING SCORER  

	GP	G	A	P	+/-	PIM
Sebastian Aho	2	3	2	5	3	0

	GP	G	A	P	+/-	PIM
Jonas Brodin	2	0	2	2	3	0

## GOALTENDING

HURRICANES	GP	Min	W-L-OT	SO	GA	SA	SV	GAA	SV%
Petr Mrazek	1	60	1-0-0	0	2	24	22	2.00	.917
James Reimer	1	62	1-0-0	0	3	35	32	2.92	.914

WILD	GP	Min	W-L-OT	SO	GA	SA	SV	GAA	SV%
Alex Stalock	1	58	0-1-0	0	5	39	34	5.13	.872
Devan Dubnyk	1	61	0-0-1	0	4	28	24	3.93	.857

## ALL-TIME SEASON SERIES RECORDS


YEAR	OVERALL	HOME	ROAD	YEAR	OVERALL	HOME	ROAD	YEAR	OVERALL	HOME	ROAD
2000-01	0-0-1-0	0-0-0-0	0-0-1-0	2008-09	0-1-0	0-0-0	0-1-0	2015-16	0-0-2	0-0-1	0-0-1
2001-02	2-0-0-0	1-0-0-0	1-0-0-0	2009-10	1-0-1	1-0-0	0-0-1	2016-17	1-1-0	1-0-0	0-1-0
2002-03	1-1-0-0	1-0-0-0	0-1-0-0	2010-11	2-0-0	1-0-0	1-0-0	2017-18	1-1-0	1-0-0	0-1-0
2003-04	0-0-1-0	0-0-0-0	0-0-1-0	2011-12	1-0-0	0-0-0	1-0-0	2018-19	2-0-0	1-0-0	1-0-0
2005-06	Did Not Play Northwest Div. Teams			2012-13	Did Not Play Western Conf. Teams			2019-20	2-0-0	1-0-0	1-0-0
2006-07	0-1-0	0-0-0	0-1-0	2013-14	0-1-1	0-0-1	0-1-0	2020-21	Did Not Play West Div. Teams		
2007-08	1-0-0	1-0-0	0-0-0	2014-15	0-2-0	0-1-0	0-1-0				

## ALL-TIME SEASON GAME RESULTS (\*Overtime \*\*Shootout)

12/13/2000 T 1-1* at MIN	2/10/2007 L 4-5 at MIN	10/8/2010 ^ W 2-1** MIN	11/12/2015 OT 2-3* MIN	10/13/2018 W 5-4* at MIN
10/24/2001 W 7-3 at MIN	3/6/2008 W 3-2 MIN	3/17/2012 W 5-3 at MIN	3/19/2016 OT 2-3** at MIN	3/23/2019 W 5-1 MIN
1/15/2002 W 2-0 MIN	12/23/2008 L 2-3 at MIN	10/24/2013 L 1-3 at MIN	3/16/2017 W 3-1 MIN	11/16/2019 W 4-3* at MIN
12/15/2002 L 1-2 at MIN	10/24/2009 OT 2-3* at MIN	11/9/2013 OT 2-3** MIN	4/4/2017 L 3-5 at MIN	12/7/2019 W 6-2 MIN
3/7/2003 W 1-0 MIN	11/15/2009 W 5-4** MIN	2/14/2015 L 3-6 at MIN	10/7/2017 W 5-4** MIN	
2/29/2004 T 3-3* at MIN	10/7/2010 ^ W 4-3 at MIN	3/6/2015 L 1-3 MIN	3/6/2018 L 2-6 at MIN	

^ Games played at Hartwall Arena in Helsinki, Finland, as part of 2010 Compuware NHL Premiere





# NASHVILLE PREDATORS

## 2020-21 SCHEDULE

1/18/2021.....at NSH	4/15/2021.....at CAR
3/2/2021.....at NSH	4/17/2021.....at CAR
3/9/2021.....at CAR	5/8/2021.....at NSH
3/11/2021.....at CAR	5/10/2021.....at NSH

## HURRICANES vs. NASHVILLE

ALL-TIME:.....GP: 39.....21-14-1-3.....GF: 104.....GA: 96
at home:.....GP: 19.....13-2-1-3.....GF: 57.....GA: 41
on road:.....GP: 20.....8-12-0-0.....GF: 47.....GA: 55
in overtime:.....GP: 8.....4-3-1

Owner/Chairman/Governor..... Herbert Fritch  
 President of hockey operations/General manager..... David Poile  
 Head coach..... John Hynes  
 Assistant coaches..... Dan Lambert, Dan Hinote, Todd Richards  
 Goaltending coach..... Ben Vanderklok  
 Director of communications..... Kevin Wilson  
 Senior communications coordinator..... Nick Barnowski  
 General office..... 615/770-2300

Inaugural season..... 1998-99  
 Stanley Cup titles..... None  
 Home ice..... Bridgestone Arena (1996)  
 Building capacity..... 17,159  
 2020-21 record..... 31-23-2  
 AHL affiliate..... Milwaukee Admirals

## SERIES RECORDS

Winning streak.....7.....2/18/2020-4/17/2021
Losing streak.....6.....2/5/2008-1/7/2012
Unbeaten streak.....7.....2/18/2020-4/17/2021
Goals scored.....6.....1/13/2019 (W, 6-3)
Goals allowed.....7.....11/26/2000 (L, 7-4)
Goals, both teams.....11.....11/26/2000 (L, 7-4)

## LAST TRANSACTION

1/1/2019 NSH claimed Phil Di Giuseppe on waivers from CAR.

## 2020-21 SERIES RECAP

### HURRICANES WIN SEASON SERIES: 6-2-0 (PREDATORS: 2-5-1)

At CAROLINA HURRICANES	Attend	Goaltenders	Winning Goal
17 Apr '21 Hurricanes 3 Predators 1	4,987	Nedeljkovic vs. Saros	Jani Hakanpaa
15 Apr '21 Hurricanes 4 Predators 1	4,987	Mrazek vs. Saros	Andrei Svechnikov
11 Mar '21 Hurricanes 5 Predators 1	2,924	Reimer vs. Rinne/Kaskisuo	Brock McGinn
09 Mar '21 *Hurricanes 3 Predators 2	2,924	Nedeljkovic vs. Rinne	Jordan Staal

At NASHVILLE PREDATORS	Attend	Goaltenders	Winning Goal
10 May '21 Hurricanes 0 Predators 5	0	Mrazek vs. Rinne	Rocco Grimaldi
08 May '21 Hurricanes 1 Predators 3	0	Nedeljkovic vs. Saros	Luke Kunin
02 Mar '21 Hurricanes 4 Predators 2	0	Reimer vs. Rinne/Saros	Steven Lorentz
18 Jan '21 Hurricanes 4 Predators 2	0	Reimer vs. Rinne	Sebastian Aho

## SERIES STATISTICS

HURRICANES SPECIALTY TEAMS	PREDATORS SPECIALTY TEAMS
Power Play..... 9-26 ..... 34.6%	Power Play..... 3-27 ..... 11.1%
Penalty Killing..... 24-27 ..... 88.9%	Penalty Killing..... 17-26 ..... 65.4%

### HURRICANES LEADING SCORERS

	GP	G	A	P	+/-	PIM
Sebastian Aho	8	5	3	8	-3	4
Vincent Trocheck	7	3	5	8	0	6

### PREDATORS LEADING SCORERS

	GP	G	A	P	+/-	PIM
Ryan Johansen	7	2	2	4	0	6
Mattias Ekholm	7	1	3	4	2	2
Dante Fabbro	4	0	4	4	2	6

## GOALTENDING

HURRICANES	GP	Min	W-L-OT	SO	GA	SA	SV	GAA	SV%
James Reimer	3	180	3-0-0	0	5	104	99	1.67	.952
Alex Nedeljkovic	3	183	2-1-0	0	5	80	75	1.64	.938
Petr Mrazek	2	119	1-1-0	0	6	47	41	3.01	.872

PREDATORS	GP	Min	W-L-OT	SO	GA	SA	SV	GAA	SV%
Juuse Saros	4	197	1-2-0	0	9	108	99	2.73	.917
Pekka Rinne	5	268	1-3-1	1	12	128	116	2.69	.906
Kasimir Kaskisuo	1	15	0-0-0	0	0	3	3	0.00	1.000

## ALL-TIME SEASON SERIES RECORDS

YEAR	OVERALL	HOME	ROAD	YEAR	OVERALL	HOME	ROAD	YEAR	OVERALL	HOME	ROAD
1998-99	1-1-0	1-0-0	0-1-0	2007-08	0-1-0	0-0-0	0-1-0	2015-16	0-1-1	0-0-1	0-1-0
1999-00	1-1-0-0	1-0-0-0	0-1-0-0	2008-09	0-1-0	0-0-0	0-1-0	2016-17	2-0-0	1-0-0	1-0-0
2000-01	0-2-0-0	0-1-0-0	0-1-0-0	2009-10	0-1-0	0-0-0	0-1-0	2017-18	2-0-0	1-0-0	1-0-0
2001-02	0-0-1-0	0-0-1-0	0-0-0-0	2010-11	0-1-1	0-0-1	0-1-0	2018-19	2-0-0	1-0-0	1-0-0
2002-03	1-0-0-0	0-0-0-0	1-0-0-0	2011-12	1-1-0	1-0-0	0-1-0	2019-20	1-1-0	0-1-0	1-0-0
2003-04	0-0-0-1	0-0-0-1	0-0-0-0	2012-13	Did Not Play Western Conf. Teams			2020-21	6-2-0	4-0-0	2-2-0
2005-06	1-0-0	1-0-0	0-0-0	2013-14	2-0-0	1-0-0	1-0-0				
2006-07	Did Not Play Central Div. Teams			2014-15	1-1-0	1-0-0	0-1-0				

## ALL-TIME SEASON GAME RESULTS (\*Overtime \*\*Shootout)

10/13/1998 L 2-3 at NSH	12/3/2003 OTL 1-2* NSH	2/28/2012 W 4-3 NSH	3/18/2017 W 4-2 NSH	3/2/2021 W 4-2 at NSH
1/2/1999 W 4-1 NSH	1/13/2006 W 5-4* NSH	12/5/2013 W 5-2 at NSH	11/26/2017 W 4-3** NSH	3/9/2021 W 3-2* NSH
12/28/1999 L 2-3 at NSH	2/5/2008 L 0-1 at NSH	1/5/2014 W 2-1 NSH	12/21/2017 W 4-1 at NSH	3/11/2021 W 5-1 NSH
3/29/2000 W 3-1 NSH	11/23/2008 L 2-5 at NSH	12/2/2014 W 2-1 NSH	1/13/2019 W 6-3 NSH	4/15/2021 W 4-1 NSH
10/14/2000 L 1-2 at NSH	1/7/2010 L 2-4 at NSH	1/6/2015 L 2-3 at NSH	3/9/2019 W 5-3 at NSH	4/17/2021 W 3-1 NSH
11/26/2000 L 4-7 NSH	11/20/2010 OT 1-2** NSH	10/8/2015 L 1-2 at NSH	11/29/2019 L 0-3 NSH	5/8/2021 L 1-3 at NSH
1/23/2002 T 2-2* NSH	12/04/2010 L 2-5 at NSH	1/2/2016 OT 1-2* NSH	2/18/2020 W 4-1 at NSH	5/10/2021 L 0-5 at NSH
12/3/2002 W 2-1 at NSH	1/7/2012 L 2-5 at NSH	11/5/2016 W 3-2** at NSH	1/18/2021 W 4-2 at NSH	











# OTTAWA SENATORS

## 2020-21 SCHEDULE

No games scheduled

## HURRICANES vs. OTTAWA

ALL-TIME: ..... GP: 107 ..... 58-36-8-5 ..... GF: 303 ..... GA: 271  
 at home: ..... GP: 52 ..... 34-12-4-2 ..... GF: 159 ..... GA: 117  
 on road: ..... GP: 55 ..... 24-24-4-3 ..... GF: 144 ..... GA: 154  
 in overtime: ..... GP: 21 ..... 8-5-8

Owner/Governor/Chairman ..... Eugene Melnyk  
 General manager ..... Pierre Dorion  
 Head coach ..... D.J. Smith  
 Associate coach ..... Jack Capuano  
 Assistant coaches ..... Davis Payne, Bob Jones  
 Goaltending coach ..... Zac Bierk  
 Senior vice president, communications ..... PJ Loyello  
 Director, communications ..... Chris Moore  
 General office ..... 613/599-0250

Inaugural season ..... 1992-93  
 Stanley Cup titles ..... None  
 Home ice ..... Canadian Tire Centre (1996)  
 Building capacity ..... 18,652  
 2020-21 record (as of May 10) ..... 22-28-5  
 AHL affiliate ..... Belleville Senators

## SERIES RECORDS

Winning streak ..... 6 ..... 4/3/1993-12/26/1993  
 Losing streak ..... 3 (5x) ..... Last: 11/28/2006-2/28/2007  
 Unbeaten streak ..... 11 ..... 4/3/1993-4/12/1995  
 Goals scored ..... 8 ..... 11/11/2019 (W, 8-2)  
 Goals allowed ..... 6 (5x) ..... Last: 12/12/2007 (L, 6-0)  
 Goals, both teams ..... 11 ..... 3/18/2003 (L, 6-5)

## LAST TRANSACTION

2/13/2021 CAR acquired Cedric Paquette and Alex Galchenyuk from OTT in exchange for Ryan Dzingel.

## 2019-20 SERIES RECAP (Did not play during 2020-21 season)

### SEASON SERIES TIED: 1-1-0

At CAROLINA HURRICANES  
 11 Nov '19 Hurricanes 8 Senators 2 Attend 12,356 Goaltenders Mrzek vs. Sebastian Aho  
 Anderson/Nilsson

At OTTAWA SENATORS  
 09 Nov '19 Hurricanes 1 Senators 4 Attend 12,276 Goaltenders Reimer vs. Nilsson Winning Goal Vladislav Namestnikov

## SERIES STATISTICS

HURRICANES SPECIALTY TEAMS SENATORS SPECIALTY TEAMS  
 Power Play ..... 2-7 ..... 28.6% Power Play ..... 0-7 ..... 0.0%  
 Penalty Killing ..... 7-7 ..... 100.0% Penalty Killing ..... 5-7 ..... 71.4%

HURRICANES LEADING SCORERS  

	GP	G	A	P	+/-	PIM
Joel Edmundson	2	1	2	3	2	2
Andrei Svechnikov	2	1	2	3	3	0

SENATORS LEADING SCORERS  

	GP	G	A	P	+/-	PIM
Brady Tkachuk	2	2	0	2	-2	0
Colin White	2	1	1	2	1	0
Tyler Ennis	2	0	2	2	2	0

## GOALTENDING

HURRICANES	GP	Min	W-L-OT	SO	GA	SA	SV	GAA	SV%
Petr Mrzek	1	60	1-0-0	0	2	29	27	2.00	.931
James Reimer	1	60	0-1-0	0	4	30	26	4.00	.867

SENATORS	GP	Min	W-L-OT	SO	GA	SA	SV	GAA	SV%
Anders Nilsson	2	92	1-1-0	0	5	58	53	3.25	.914
Craig Anderson	1	27	0-0-0	0	4	24	20	8.81	.833

## ALL-TIME SEASON SERIES RECORDS


YEAR	OVERALL	HOME	ROAD	YEAR	OVERALL	HOME	ROAD	YEAR	OVERALL	HOME	ROAD
1992-93	6-1-0	3-0-0	3-1-0	2002-03	0-3-1-0	0-1-1-0	0-2-0-0	2013-14	2-0-1	2-0-0	0-0-1
1993-94	4-0-1	2-0-0	2-0-1	2003-04	1-2-1-0	0-1-1-0	1-1-0-0	2014-15	2-0-1	0-0-1	2-0-0
1994-95	4-0-0	2-0-0	2-0-0	2005-06	2-2-0	1-1-0	1-1-0	2015-16	2-1-0	2-0-0	0-1-0
1995-96	3-1-1	2-1-0	1-0-1	2006-07	1-3-0	0-2-0	1-1-0	2016-17	1-1-1	1-0-0	0-1-1
1996-97	2-2-1	2-0-0	0-2-1	2007-08	2-2-0	1-1-0	1-1-0	2017-18	3-0-0	2-0-0	1-0-0
1997-98	4-2-0	3-0-0	1-2-0	2008-09	2-2-0	2-0-0	0-2-0	2018-19	2-1-0	0-1-0	2-0-0
1998-99	1-1-2	0-0-2	1-1-0	2009-10	2-1-1	2-0-0	0-1-1	2019-20	1-1-0	1-0-0	0-1-0
1999-00	1-3-0-0	1-1-0-0	0-2-0-0	2010-11	3-1-0	2-0-0	1-1-0	2020-21	Did Not Play North Div. Teams		
2000-01	3-1-0-0	1-1-0-0	2-0-0-0	2011-12	2-1-1	1-0-1	1-1-0				
2001-02	0-3-1-0	0-2-0-0	0-1-1-0	2012-13	2-1-0	1-0-0	1-1-0				

## ALL-TIME SEASON GAME RESULTS (\*Overtime \*\*Shootout)

10/14/1992	W	4-1	OTT	12/28/1996	W	3-2	OTT	10/9/2001	L	2-6	OTT	1/17/2008	L	1-5	at OTT	1/25/2014	W	6-3	OTT
10/22/1992	W	5-1	at OTT	2/15/1997	W	2-1	OTT	11/15/2001	T	1-1*	at OTT	3/16/2008	W	5-1	OTT	3/31/2014	OT	1-2**	at OTT
11/19/1992	W	4-2	at OTT	2/16/1997	L	2-4	at OTT	12/18/2001	L	1-5	OTT	11/7/2008	W	2-1	OTT	1/17/2015	W	3-2	at OTT
12/9/1992	W	6-2	OTT	4/9/1997	L	4-5	at OTT	4/2/2002	L	3-4	at OTT	1/13/2009	L	1-5	at OTT	2/16/2015	W	6-3	at OTT
1/28/1993	L	2-5	at OTT	10/4/1997	L	2-3	at OTT	10/23/2002	L	1-4	at OTT	2/24/2009	L	2-4	at OTT	3/17/2015	OT	1-2*	OTT
4/3/1993	W	7-3	OTT	11/9/1997	W	4-1	OTT	11/19/2002	T	4-4*	OTT	3/25/2009	W	2-1	OTT	11/7/2015	W	3-2*	OTT
4/7/1993	W	6-1	at OTT	12/16/1997	W	2-1	OTT	12/7/2002	L	2-5	at OTT	12/12/2009	L	2-4	at OTT	2/18/2016	L	2-4	at OTT
11/10/1993	W	4-3*	OTT	12/18/1997	L	2-3	at OTT	3/18/2003	L	5-6	OTT	1/10/2010	W	4-1	OTT	3/8/2016	W	4-3**	OTT
11/29/1993	W	4-2	at OTT	1/5/1998	W	4-1	OTT	11/20/2003	L	1-6	at OTT	3/4/2010	W	4-1	OTT	11/1/2016	OT	1-2*	at OTT
12/23/1993	W	2-1	at OTT	1/22/1998	W	4-2	at OTT	1/11/2004	T	2-2*	OTT	4/1/2010	OT	3-4**	at OTT	11/26/2016	L	1-2	at OTT
12/26/1993	W	3-2*	OTT	10/24/1998	W	3-1	at OTT	1/20/2004	L	1-3	OTT	10/14/2010	L	2-3	at OTT	2/24/2017	W	3-0	OTT
1/27/1994	T	1-1*	at OTT	12/18/1998	L	1-5	at OTT	3/20/2004	W	3-2*	at OTT	11/17/2010	W	7-1	OTT	1/30/2018	W	2-1	OTT
1/25/1995	W	4-1	OTT	1/4/1999	T	4-4*	OTT	10/24/2005	W	3-2	OTT	12/29/2010	W	4-0	at OTT	3/24/2018	W	5-2	at OTT
2/1/1995	W	2-1	at OTT	4/17/1999	T	1-1*	OTT	11/15/2005	W	2-1	at OTT	3/22/2011	W	4-3	OTT	3/26/2018	W	4-1	OTT
2/28/1995	W	6-3	at OTT	11/17/1999	W	2-1	OTT	11/22/2005	L	3-5	OTT	10/25/2011	OT	2-3**	OTT	1/6/2019	W	5-4	at OTT
4/12/1995	W	4-2	OTT	12/23/1999	L	3-4	at OTT	12/28/2005	L	2-6	at OTT	11/27/2011	L	3-4	at OTT	11/18/2019	L	1-4	OTT
11/2/1995	L	0-5	OTT	1/4/2000	L	1-2	OTT	11/4/2006	W	3-2	at OTT	12/23/2011	W	2-1*	OTT	2/12/2019	W	4-1	at OTT
11/4/1995	W	5-4	at OTT	2/15/2000	L	1-5	at OTT	11/28/2006	L	1-4	OTT	4/3/2012	W	2-1	at OTT	11/9/2019	L	1-4	at OTT
11/15/1995	W	3-2	OTT	11/12/2000	W	4-0	OTT	2/27/2007	L	2-4	OTT	2/1/2013	W	1-0	OTT	11/11/2019	W	8-2	OTT
1/5/1996	W	4-2	OTT	11/16/2000	W	1-0	at OTT	2/28/2007	L	0-2	at OTT	2/7/2013	W	3-2*	at OTT				
3/22/1996	T	1-1*	at OTT	12/3/2000	L	0-2	OTT	11/11/2007	W	5-3	at OTT	4/16/2013	L	2-3	at OTT				
11/23/1996	T	3-3*	at OTT	4/1/2001	W	3-2*	at OTT	12/12/2007	L	0-6	OTT	11/24/2013	W	4-1	OTT				







# SAN JOSE SHARKS

## 2020-21 SCHEDULE

No games scheduled

## HURRICANES vs. SAN JOSE

ALL-TIME: .....GP: 42..... 21-20-0-1 ..... GF: 123..... GA: 138  
 at home: .....GP: 21..... 13-8-0-0 ..... GF: 61..... GA: 49  
 on road: .....GP: 21..... 8-12-0-1 ..... GF: 62 ..... GA: 89  
 in overtime: .....GP: 5..... 4-1-0

Ownership ..... Sharks Sports & Entertainment  
 General manager ..... Doug Wilson  
 Head coach ..... Bob Boughner  
 Associate coach ..... Rocky Thompson  
 Assistant coach ..... John Madden  
 Goaltending coach ..... Evgeni Nabokov  
 Vice president, communications ..... Scott Emmert  
 Director of media relations ..... Ben Guerrero  
 Media relations coordinator ..... Kyle Stuetzel  
 General office ..... 408/287-7070

## SERIES RECORDS

Winning streak ..... 4 ..... 10/19/2010-3/4/2014  
 Losing streak ..... 3 ..... 12/10/2016-2/4/2018  
 Unbeaten streak ..... 4 ..... 10/19/2010-3/4/2014  
 Goals scored ..... 7 (2x) ..... Last: 11/7/1995 (W, 7-3)  
 Goals allowed ..... 8 (2x) ..... Last: 1/30/1996 (L, 8-2)  
 Goals, both teams ..... 12 ..... 12/3/1992 (W, 7-5)

## LAST TRANSACTION

8/6/2019 CAR acquired Kyle Wood from SJ in exchange for Trevor Carrick.

Inaugural season ..... 1991-92  
 Stanley Cup titles ..... None  
 Home ice ..... SAP Center at San Jose (1993)  
 Building capacity ..... 17,562  
 2020-21 record (as of May 10) ..... 21-27-7  
 AHL affiliate ..... San Jose Barracuda

## 2019-20 SERIES RECAP (Did not play during 2020-21 season)

### SHARKS WIN SEASON SERIES: 1-0-1 (HURRICANES: 1-1-0)

At CAROLINA HURRICANES Attend Goaltenders Winning Goal  
 05 Dec '19 \*\*Hurricanes 3 Sharks 2 14,275 Mrazek vs. Dell (Andrei Svechnikov)

At SAN JOSE SHARKS Attend Goaltenders Winning Goal  
 16 Oct '19 Hurricanes 2 Sharks 5 15,143 Reimer vs. Jones Evander Kane

## SERIES STATISTICS

HURRICANES SPECIALTY TEAMS SHARKS SPECIALTY TEAMS  
 Power Play ..... 0-7 ..... 0.0% Power Play ..... 2-6 ..... 33.3%  
 Penalty Killing ..... 4-6 ..... 66.7% Penalty Killing ..... 7-7 ..... 100.0%

## HURRICANES LEADING SCORERS

	GP	G	A	P	+/-	PIM
Andrei Svechnikov	2	1	1	2	1	2
Warren Foegele	2	0	2	2	0	0

## SHARKS LEADING SCORER

	GP	G	A	P	+/-	PIM
Evander Kane	2	3	1	4	3	0

## GOALTENDING

HURRICANES	GP	Min	W-L-OT	SO	GA	SA	SV	GAA	SV%
Petr Mrazek	1	64	1-0-0	0	2	30	28	1.86	.933
James Reimer	1	58	0-1-0	0	4	21	17	4.12	.810

SHARKS	GP	Min	W-L-OT	SO	GA	SA	SV	GAA	SV%
Martin Jones	1	60	1-0-0	0	2	38	36	2.00	.947
Aaron Dell	1	65	0-0-1	0	2	29	27	1.85	.931

## ALL-TIME SEASON SERIES RECORDS

YEAR	OVERALL	HOME	ROAD	YEAR	OVERALL	HOME	ROAD	YEAR	OVERALL	HOME	ROAD
1991-92	1-2-0	1-1-0	0-1-0	2001-02	1-1-0-0	1-0-0-0	0-1-0-0	2012-13	Did Not Play Western Conf. Teams		
1992-93	2-0-0	1-0-0	1-0-0	2002-03	0-1-0-0	0-0-0-0	0-1-0-0	2013-14	2-0-0	1-0-0	1-0-0
1993-94	0-2-0	0-1-0	0-1-0	2003-04	1-0-0-0	1-0-0-0	0-0-0-0	2014-15	1-1-0	0-1-0	1-0-0
1994-95	Did Not Play Western Conf. Teams			2005-06	0-1-0	0-0-0	0-1-0	2015-16	1-1-0	1-0-0	0-1-0
1995-96	1-1-0	1-0-0	0-1-0	2006-07	1-0-0	1-0-0	0-0-0	2016-17	1-1-0	1-0-0	0-1-0
1996-97	1-1-0	0-1-0	1-0-0	2007-08	Did Not Play Pacific Div. Teams			2017-18	0-1-1	0-1-0	0-0-1
1997-98	1-1-0	0-1-0	1-0-0	2008-09	1-0-0	0-0-0	1-0-0	2018-19	1-1-0	1-0-0	0-1-0
1998-99	1-1-0	1-0-0	0-1-0	2009-10	0-1-0	0-1-0	0-0-0	2019-20	1-1-0	1-0-0	0-1-0
1999-00	1-0-0-0	0-0-0-0	1-0-0-0	2010-11	1-0-0	0-0-0	1-0-0	2020-21	Did Not Play West Div. Teams		
2000-01	0-2-0-0	0-1-0-0	0-1-0-0	2011-12	1-0-0	1-0-0	0-0-0				

## ALL-TIME SEASON GAME RESULTS (\*Overtime \*\*Shootout)

10/23/1991 W 3-0 SJ	11/12/1996 W 4-3 at SJ	11/9/2001 W 3-2 SJ	2/17/2012 W 3-2 SJ	12/7/2017 OT 4-5* at SJ
2/4/1992 L 5-6 at SJ	2/28/1997 L 2-3 SJ	2/10/2002 L 0-4 at SJ	12/6/2013 W 5-3 SJ	2/4/2018 L 1-3 SJ
3/21/1992 L 4-5 SJ	3/2/1998 W 3-1 at SJ	2/5/2003 L 2-6 at SJ	3/4/2014 W 3-2* at SJ	10/26/2018 W 4-3** SJ
12/3/1992 W 7-5 at SJ	3/14/1998 L 1-2 SJ	10/28/2003 W 3-0 SJ	11/16/2014 L 0-2 SJ	12/5/2018 L 1-5 at SJ
1/21/1993 W 4-2 SJ	11/12/1998 L 0-3 at SJ	12/10/2005 L 3-4 at SJ	2/7/2015 W 5-4 at SJ	10/16/2019 L 2-5 at SJ
11/20/1993 L 2-3 SJ	11/25/1998 W 3-0 SJ	3/24/2007 W 6-4 SJ	10/24/2015 L 2-5 at SJ	12/5/2019 W 3-2** SJ
1/15/1994 L 2-8 at SJ	3/4/2000 W 5-2 at SJ	2/5/2009 W 4-3** at SJ	2/19/2016 W 5-2 SJ	
11/7/1995 W 7-3 SJ	10/24/2000 L 2-3 SJ	11/1/2009 L 1-5 SJ	11/15/2016 W 1-0 SJ	
1/30/1996 L 2-8 at SJ	11/4/2000 L 1-4 at SJ	10/19/2010 W 5-2 at SJ	12/10/2016 L 3-4 at SJ	



# ST. LOUIS BLUES

## 2020-21 SCHEDULE

No games scheduled

## HURRICANES vs. ST. LOUIS

ALL-TIME: ..... GP: 83 ..... 30-43-5-5 ..... GF: 237 ..... GA: 269  
 at home: ..... GP: 41 ..... 17-20-2-2 ..... GF: 119 ..... GA: 119  
 on road: ..... GP: 42 ..... 13-23-3-3 ..... GF: 118 ..... GA: 150  
 in overtime: ..... GP: 11 ..... 1-6-4

Chairman/Governor ..... Tom Stillman  
 President of hockey operations/General manager ..... Doug Armstrong  
 Head coach ..... Craig Berube  
 Assistant coaches ..... Mike Van Ryn, Steve Ott, Jim Montgomery  
 Goaltending coach ..... David Alexander  
 Vice president of media & brand communications ..... Mike Caruso  
 Director, media content ..... Dan O'Neill  
 General office ..... 314/622-2500

Inaugural season ..... 1967-68  
 Stanley Cup titles ..... 1 (2019)  
 Home ice ..... Enterprise Center (1995)  
 Building capacity ..... 18,096  
 2020-21 record (as of May 10) ..... 25-20-9  
 AHL affiliate ..... Springfield Thunderbirds

## SERIES RECORDS

Winning streak ..... 3 ..... 3/19/1986-12/10/1986  
 Losing streak ..... 7 ..... 12/1/1992-3/9/1996  
 Unbeaten streak ..... 4 ..... 3/19/1988-3/25/1989  
 Goals scored ..... 7 (2x) ..... Last: 2/4/1984 (W, 7-3)  
 Goals allowed ..... 8 (3x) ..... Last: 12/1/1992 (L, 8-4)  
 Goals, both teams ..... 14 ..... 10/9/1980 (L, 8-6)

## LAST TRANSACTION

9/24/2019 CAR acquired Joel Edmundson, Dominik Bokk and a seventh-round pick in the 2021 NHL Draft from STL in exchange for Justin Faulk and a fifth-round pick in the 2020 NHL Draft (STL traded the pick to MIN, 146th overall – Pavel Novak).

## 2019-20 SERIES RECAP (Did not play during 2020-21 season)

### BLUES WIN SEASON SERIES: 1-0-0 (HURRICANES: 0-1-0)

At CAROLINA HURRICANES      Attend      Goaltenders      Winning Goal  
 None

At ST. LOUIS BLUES      Attend      Goaltenders      Winning Goal  
 04 Feb '20      Hurricanes 3      Blues 6      18,096      Mrazek vs. Binnington      Brayden Schenn

## SERIES STATISTICS

HURRICANES SPECIALTY TEAMS      BLUES SPECIALTY TEAMS  
 Power Play ..... 1-4 ..... 25.0%      Power Play ..... 2-4 ..... 50.0%  
 Penalty Killing ..... 2-4 ..... 50.0%      Penalty Killing ..... 3-4 ..... 75.0%

HURRICANES LEADING SCORERS      BLUES LEADING SCORERS  
 GP G A P +/- PIM      GP G A P +/- PIM  
 Nine players tied with one point      Brayden Schenn      1      2      1      3      1      2  
 Ryan O'Reilly      1      0      3      3      1      0

## GOALTENDING

HURRICANES	GP	Min	W-L-OT	SO	GA	SA	SV	GAA	SV%
Petr Mrazek	1	60	0-1-0	0	6	26	20	6.01	.769

BLUES	GP	Min	W-L-OT	SO	GA	SA	SV	GAA	SV%
Jordan Binnington	1	60	1-0-0	0	3	28	25	3.01	.893

## ALL-TIME SEASON SERIES RECORDS

YEAR	OVERALL	HOME	ROAD	YEAR	OVERALL	HOME	ROAD	YEAR	OVERALL	HOME	ROAD
1979-80	2-2-0	1-1-0	1-1-0	1993-94	0-3-0	0-2-0	0-1-0	2008-09	2-0-0	1-0-0	1-0-0
1980-81	0-3-1	0-1-1	0-2-0	1994-95	Did Not Play Western Conf. Teams			2009-10	0-1-0	0-1-0	0-0-0
1981-82	2-1-0	1-0-0	1-1-0	1995-96	0-2-0	0-1-0	0-1-0	2010-11	1-0-0	0-0-0	1-0-0
1982-83	1-2-0	1-1-0	0-1-0	1996-97	1-1-0	1-0-0	0-1-0	2011-12	1-0-1	1-0-0	0-0-1
1983-84	2-1-0	1-0-0	1-1-0	1997-98	1-1-0	1-0-0	0-1-0	2012-13	Did Not Play Western Conf. Teams		
1984-85	2-1-0	1-1-0	1-0-0	1998-99	0-1-0	0-0-0	0-1-0	2013-14	1-1-0	1-0-0	0-1-0
1985-86	1-1-1	0-1-0	1-0-1	1999-00	1-1-0-0	0-1-0-0	1-0-0-0	2014-15	0-0-2	0-0-1	0-0-1
1986-87	2-1-0	2-0-0	0-1-0	2000-01	0-1-1-0	0-1-0-0	0-0-1-0	2015-16	1-1-0	0-1-0	1-0-0
1987-88	1-2-0	0-1-0	1-1-0	2001-02	0-1-0-0	0-0-0-0	0-1-0-0	2016-17	1-0-1	0-0-1	1-0-0
1988-89	1-0-2	1-0-1	0-0-1	2002-03	0-1-0-1	0-1-0-0	0-0-0-1	2017-18	0-2-0	0-1-0	0-1-0
1989-90	1-2-0	0-1-0	1-1-0	2003-04	1-0-0-0	1-0-0-0	0-0-0-0	2018-19	1-1-0	1-0-0	0-1-0
1990-91	0-3-0	0-2-0	0-1-0	2005-06	1-0-0	1-0-0	0-0-0	2019-20	0-1-0	0-0-0	0-1-0
1991-92	1-2-0	0-1-0	1-1-0	2006-07	Did Not Play Central Div. Teams			2020-21	Did Not Play West Div. Teams		
1992-93	1-2-0	1-1-0	0-1-0	2007-08	0-1-0	0-0-0	0-1-0				

## ALL-TIME SEASON GAME RESULTS (\*Overtime \*\*Shootout)

12/29/1979 L 0-3 at STL	2/24/1985 L 2-3 STL	1/25/1990 L 2-3 at STL	10/13/1997 L 1-3 at STL	10/21/2011 OT 2-3* at STL
2/29/1980 W 3-0 STL	3/16/1985 W 5-0 at STL	11/3/1990 L 1-4 STL	10/22/1997 W 4-3 STL	3/15/2012 W 2-0 STL
3/1/1980 W 6-3 at STL	3/20/1985 W 3-2 STL	1/31/1991 L 3-4* at STL	3/22/1999 L 2-5 at STL	11/16/2013 L 2-4 at STL
3/24/1980 L 5-7 STL	2/11/1986 T 4-4* at STL	3/5/1991 L 1-4 STL	12/7/1999 W 4-2 at STL	1/31/2014 W 3-1 STL
10/9/1980 L 6-8 at STL	2/23/1986 L 2-8 STL	11/9/1991 W 4-3 at STL	3/22/2000 L 1-2 STL	1/10/2015 OT 4-5** at STL
11/5/1980 L 1-6 at STL	3/19/1986 W 5-2 at STL	2/25/1992 L 2-5 STL	10/29/2000 L 1-4 STL	1/30/2015 OT 2-3** STL
1/12/1981 L 2-5 STL	11/21/1986 W 4-0 STL	3/26/1992 L 2-7 at STL	4/3/2001 T 2-2* at STL	1/14/2016 W 4-1 at STL
1/21/1981 T 6-6 STL	12/10/1986 W 6-2 STL	11/18/1992 W 5-2 STL	11/15/2001 L 3-4 at STL	12/28/2016 L 2-5 STL
12/9/1981 W 5-1 STL	1/7/1987 L 3-6 at STL	12/1/1992 L 4-8 at STL	10/15/2002 OT 1-2* at STL	1/5/2017 W 4-2 at STL
12/29/1981 L 1-6 at STL	12/17/1987 L 0-2 STL	2/8/1993 L 1-3 STL	1/20/2003 L 3-5 STL	4/8/2017 OT 4-5** STL
2/6/1982 W 4-2 at STL	1/14/1988 L 2-3 at STL	10/28/1993 L 1-2 at STL	1/6/2004 W 2-0 STL	10/27/2017 L 1-2 STL
11/13/1982 W 5-2 STL	3/19/1988 W 5-3 at STL	11/11/1993 L 2-4 STL	1/15/2006 W 4-2 STL	12/30/2017 L 2-3 at STL
12/18/1982 L 4-7 at STL	12/15/1988 T 3-3* at STL	1/6/1994 L 1-2 STL	1/5/2008 L 0-1 at STL	11/6/2018 L 1-4 at STL
3/22/1983 L 1-4 STL	1/25/1989 T 3-3* STL	10/25/1995 L 2-4 STL	10/30/2008 W 1-0 at STL	3/1/2019 W 5-2 STL
12/3/1983 W 7-2 STL	3/25/1989 W 4-0 STL	3/9/1996 L 3-6 at STL	1/2/2009 W 2-1 STL	2/4/2020 L 3-6 at STL
2/4/1984 W 7-3 at STL	11/1/1989 L 3-5 STL	12/17/1996 W 5-3 STL	10/28/2009 L 2-5 STL	
3/13/1984 L 0-2 at STL	11/30/1989 W 5-3 at STL	3/20/1997 L 1-4 at STL	12/11/2010 W 2-1** at STL	





# TORONTO MAPLE LEAFS

## 2020-21 SCHEDULE

No games scheduled

## HURRICANES vs. TORONTO

ALL-TIME: ..... GP: 124 ..... 66-42-11-5 ..... GF: 436 ..... GA: 388  
 at home: ..... GP: 61 ..... 32-20-6-3 ..... GF: 221 ..... GA: 190  
 on road: ..... GP: 62 ..... 34-22-5-2 ..... GF: 135 ..... GA: 198  
 in overtime: ..... GP: 22 ..... 7-6-9

Chairman of the board, MLSE ..... Larry Tanenbaum  
 General manager ..... Kyle Dubas  
 Head coach ..... Sheldon Keefe  
 Assistant coaches ..... Dave Hakstol, Paul MacLean, Manny Malhotra  
 Goaltending coach ..... Steve Briere  
 Director, media relations ..... Steve Keogh  
 Senior manager, media relations ..... Scott McNaughton  
 Coordinators, media relations ..... Chris Lund, Colin McBride  
 General office ..... 416/815-5700

Inaugural season ..... 1917-18  
 Stanley Cup titles ..... 13 (1918, 1922, 1932, 1942, 1945, 1947-49, 1951, 1962-64, 1967)  
 Home ice ..... Scotiabank Arena (1999)  
 Building capacity ..... 18,819  
 2020-21 record (as of May 10) ..... 35-13-6  
 AHL affiliate ..... Toronto Marlies

### 2019-20 SERIES RECAP (Did not play during 2020-21 season)

#### SEASON SERIES TIED: 1-1-0

At CAROLINA HURRICANES Attend Goaltenders Winning Goal  
 None

At TORONTO MAPLE LEAFS Attend Goaltenders Winning Goal  
 22 Feb '20 Hurricanes 6 Leafs 3 19,414 Reimer/Mrazek/Ayres Teuvo Teravainen  
 vs. Andersen  
 23 Dec '19 Hurricanes 6 Leafs 8 19,176 Reimer/Mrazek Mitchell Marner  
 vs. Andersen

#### SERIES STATISTICS

HURRICANES SPECIALTY TEAMS MAPLE LEAFS SPECIALTY TEAMS  
 Power Play ..... 3-7 ..... 42.9% Power Play ..... 2-8 ..... 25.0%  
 Penalty Killing ..... 6-8 ..... 75.0% Penalty Killing ..... 4-7 ..... 57.1%

#### HURRICANES LEADING SCORER

GP G A P +/- PIM  
 Martin Necas 2 3 3 6 3 0

#### MAPLE LEAFS LEADING SCORER

GP G A P +/- PIM  
 Mitchell Marner 2 2 3 5 2 2

#### GOALTENDING

HURRICANES	GP	Min	W-L-OT	SO	GA	SA	SV	GAA	SV%
David Ayres	1	29	1-0-0	0	2	10	8	4.18	.800
Petr Mrazek	2	79	0-1-0	0	5	46	41	3.78	.891
James Reimer	2	11	0-0-0	0	3	8	5	15.88	.625

MAPLE LEAFS	GP	Min	W-L-OT	SO	GA	SA	SV	GAA	SV%
Frederik Andersen	2	120	1-1-0	0	12	87	75	6.02	.862

#### ALL-TIME SEASON SERIES RECORDS

YEAR	OVERALL	HOME	ROAD	YEAR	OVERALL	HOME	ROAD	YEAR	OVERALL	HOME	ROAD	YEAR	OVERALL	HOME	ROAD
1979-80	2-2-0	1-1-0	1-1-0	1990-91	1-0-2	0-0-1	1-0-1	2001-02	2-2-0-0	1-1-0-0	1-1-0-0	2013-14	2-1-0	1-0-0	1-1-0
1980-81	1-1-2	0-0-2	1-1-0	1991-92	1-1-0	0-1-0	1-0-0	2002-03	0-3-1-0	0-1-1-0	0-2-0-0	2014-15	3-0-0	2-0-0	1-0-0
1981-82	3-0-0	2-0-0	1-0-0	1992-93	0-2-0	0-1-0	0-1-0	2003-04	2-1-0-1	0-1-0-1	2-0-0-0	2015-16	1-1-1	0-0-1	1-1-0
1982-83	1-2-0	1-0-0	0-2-0	1993-94	0-1-1	0-0-1	0-1-0	2005-06	2-1-1	2-0-0	0-1-1	2016-17	1-1-1	0-1-1	1-0-0
1983-84	2-1-0	1-1-0	1-0-0	1994-95	Did Not Play Western Conf. Teams			2006-07	1-3-0	0-2-0	1-1-0	2017-18	1-2-0	0-1-0	1-0-0
1984-85	2-1-0	0-1-0	2-0-0	1995-96	2-0-0	1-0-0	1-0-0	2007-08	3-1-0	2-0-0	1-1-0	2018-19	2-1-0	1-1-0	1-0-0
1985-86	3-0-0	2-0-0	1-0-0	1996-97	1-0-1	1-0-0	0-0-1	2008-09	3-1-0	1-1-0	2-0-0	2019-20	1-1-0	0-0-0	1-1-0
1986-87	2-1-0	1-0-0	1-1-0	1997-98	1-1-0	1-0-0	0-1-0	2009-10	3-1-0	1-1-0	2-0-0	2020-21	Did Not Play North Div. Teams		
1987-88	3-0-0	2-0-0	1-0-0	1998-99	2-1-1	1-1-0	1-0-1	2010-11	2-2-0	1-1-0	1-1-0				
1988-89	2-1-0	1-0-0	1-1-0	1999-00	1-1-2-0	0-1-1-0	1-0-1-0	2011-12	3-0-1	2-0-0	1-0-1				
1989-90	1-1-1	1-1-0	0-0-1	2000-01	1-2-0-0	1-1-0-0	0-1-0-0	2012-13	2-1-0	1-0-0	1-1-0				

#### ALL-TIME SEASON GAME RESULTS (\*Overtime \*\*Shootout)

10/31/1979 W 4-2 at TOR	1/24/1987 W 3-0 at TOR	1/18/1999 W 4-2 TOR	11/25/2005 W 4-3** TOR	3/27/2012 W 3-0 at TOR
11/2/1979 W 5-3 TOR	11/28/1987 W 4-2 at TOR	2/10/1999 W 6-5 at TOR	3/21/2006 L 2-3 at TOR	2/4/2013 W 4-1 at TOR
2/16/1980 L 3-5 at TOR	12/30/1987 W 3-1 TOR	2/24/1999 T 2-2* at TOR	12/15/2006 L 3-4 TOR	2/14/2013 W 3-1 TOR
4/1/1980 L 4-5 TOR	2/7/1988 W 4-2 TOR	3/26/1999 L 2-7 TOR	1/9/2007 W 4-1 at TOR	3/28/2013 L 3-6 at TOR
12/23/1980 W 7-2 at TOR	1/16/1989 L 3-5 at TOR	10/20/1999 T 3-3* at TOR	1/30/2007 L 1-4 TOR	10/17/2013 W 3-2 at TOR
1/24/1981 L 4-7 at TOR	2/15/1989 W 4-2 at TOR	11/3/1999 L 0-6 TOR	3/27/2007 L 1-6 at TOR	12/29/2013 L 2-5 at TOR
1/30/1981 T 5-5 TOR	3/5/1989 W 3-0 TOR	12/2/1999 T 2-2* TOR	10/9/2007 W 7-1 at TOR	1/9/2014 W 6-1 TOR
3/22/1981 T 3-3 TOR	2/10/1990 W 6-2 TOR	2/14/2000 W 5-2 at TOR	12/18/2007 W 3-2* TOR	12/18/2014 W 4-1 TOR
11/18/1981 W 8-5 TOR	2/14/1990 T 6-6* at TOR	11/8/2000 L 0-5 at TOR	1/15/2008 L 4-5 at TOR	1/19/2015 W 4-1 at TOR
12/2/1981 W 5-3 at TOR	3/8/1990 L 6-7 TOR	11/10/2000 W 3-1 TOR	1/31/2008 W 3-2* TOR	2/20/2015 W 2-1 TOR
12/27/1981 W 7-3 TOR	10/17/1990 W 3-1 at TOR	1/31/2001 L 3-4 TOR	11/2/2008 W 6-4 TOR	11/20/2015 OT 1-2** TOR
1/1/1983 L 5-7 at TOR	1/12/1991 T 2-2* at TOR	10/11/2001 L 2-3 TOR	11/4/2008 W 5-4* at TOR	1/21/2016 W 1-0* at TOR
2/2/1983 L 1-7 at TOR	3/3/1991 T 4-4* TOR	11/27/2001 W 5-2 at TOR	1/15/2009 L 4-6 TOR	2/25/2016 L 1-3 at TOR
2/13/1983 W 5-3 TOR	11/17/1991 W 3-1 at TOR	12/26/2001 W 4-3 TOR	1/19/2009 W 2-0 at TOR	11/22/2016 W 2-1 at TOR
12/8/1983 L 6-8 TOR	12/4/1991 L 0-3 TOR	2/26/2002 L 1-4 at TOR	11/6/2009 L 2-3 TOR	2/19/2017 L 0-4 TOR
2/18/1984 W 8-2 at TOR	4/11/1993 L 3-5 at TOR	1/29/2003 L 2-3 TOR	11/19/2009 W 6-5** TOR	3/11/2017 OT 2-3* TOR
3/15/1984 W 5-3 TOR	4/11/1993 L 2-4 TOR	2/18/2003 L 3-4 at TOR	1/12/2010 W 4-2 at TOR	10/26/2017 W 6-3 at TOR
10/17/1984 W 5-3 at TOR	10/19/1993 L 2-7 at TOR	3/1/2003 L 1-4 at TOR	3/2/2010 W 5-1 at TOR	11/24/17 L 4-5 TOR
1/7/1985 W 7-4 at TOR	1/19/1994 T 3-3* TOR	3/25/2003 T 3-3* TOR	12/28/2010 W 4-3 at TOR	12/19/17 L 1-8 at TOR
2/17/1985 L 4-5* TOR	11/24/1995 W 4-0 at TOR	11/2/2003 L 1-2 TOR	1/24/2011 W 6-4 TOR	11/21/2018 W 5-2 TOR
12/28/1985 W 6-3 at TOR	3/8/1996 W 7-4 TOR	1/27/2004 W 2-0 at TOR	2/3/2011 L 0-3 at TOR	12/11/2018 L 1-4 TOR
1/23/1986 W 4-1 TOR	1/20/1997 W 3-1 TOR	2/19/2004 OT 1-2* TOR	3/16/2011 L 1-3 TOR	4/2/2019 W 4-1 at TOR
4/5/1986 W 7-1 TOR	3/8/1997 T 1-1* at TOR	2/23/2004 W 2-1 at TOR	11/20/2011 W 3-2 TOR	12/23/2019 L 6-8 at TOR
10/30/1986 L 2-6 at TOR	4/9/1998 W 5-2 TOR	10/20/2005 OT 4-5* at TOR	12/13/2011 OT 1-2* at TOR	2/22/2020 W 6-3 at TOR
1/4/1987 W 8-3 TOR	4/11/1998 L 1-5 at TOR	11/3/2005 W 4-3 TOR	12/29/2011 W 4-3* TOR	



# VANCOUVER CANUCKS

## 2020-21 SCHEDULE

No games scheduled

## HURRICANES vs. VANCOUVER

ALL-TIME: ..... GP: 79 ..... 30-33-11-5 ..... GF: 229 ..... GA: 266  
 at home: ..... GP: 39 ..... 19-14-5-1 ..... GF: 130 ..... GA: 129  
 on road: ..... GP: 40 ..... 11-19-6-4 ..... GF: 99 ..... GA: 137  
 in overtime: ..... GP: 16 ..... 1-9-6

Chairman/Governor.....Francesco Aquilini  
 General manager.....Jim Benning  
 Head coach.....Travis Green  
 Assistant coaches.....Nolan Baumgartner, Newell Brown, Jason King  
 Goaltending coach.....Ian Clark  
 Vice president, communications, fan & community engagement.....Chris Brumwell  
 Director, communications.....Ben Brown  
 Coordinator, communications.....Marcus Anderson  
 General office.....604/899-4600

## SERIES RECORDS

Winning streak.....4.....11/29/1985-11/12/1986  
 Losing streak.....7.....Last: 12/1/2013-10/16/2016  
 Unbeaten streak.....9.....11/29/1985-1/29/1988  
 Goals scored.....8.....12/13/2016 (W, 8-6)  
 Goals allowed.....8 (2x).....Last: 1/16/1993 (L, 8-3)  
 Goals, both teams.....14.....12/13/2016 (W, 8-6)

## LAST TRANSACTION

9/29/2013 CAR acquired Eddie Lack in exchange for CAR's third-round pick in 2015 (66th overall – Guillaume Brisebois) and a seventh-round pick in 2016 (194th overall – Brett McKenzie).

Inaugural season.....1970-71  
 Stanley Cup titles.....None  
 Home ice.....Rogers Arena (1995)  
 Building capacity.....18,870  
 2020-21 record (as of May 10).....21-26-3  
 AHL affiliate.....Utica Comets

## 2019-20 SERIES RECAP (Did not play during 2020-21 season)

### SEASON SERIES TIED: 1-0-1

At CAROLINA HURRICANES Attend Goaltenders Winning Goal  
 02 Feb '20 \*\*Hurricanes 4 Canucks 3 15,767 Reimer vs. Demko (Justin Williams)

At VANCOUVER CANUCKS Attend Goaltenders Winning Goal  
 12 Dec '19 \*Hurricanes 0 Canucks 1 18,626 Mrazek vs. Markstrom Elias Pettersson

## SERIES STATISTICS

HURRICANES SPECIALTY TEAMS CANUCKS SPECIALTY TEAMS  
 Power Play.....0-5.....0.0% Power Play.....0-9.....0.0%  
 Penalty Killing.....9-9.....100.0% Penalty Killing.....5-5.....100.0%

## HURRICANES LEADING SCORER

GP G A P +/- PIM  
 Warren Foegele 2 0 2 2 2 0

## CANUCKS LEADING SCORER

GP G A P +/- PIM  
 Elias Pettersson 2 3 0 3 2 0

## GOALTENDING

HURRICANES GP Min W-L-OT SO GA SA SV GAA SV%  
 James Reimer 1 65 1-0-0 0 3 35 32 2.77 .914  
 Petr Mrazek 1 60 0-0-1 0 1 26 25 1.00 .962

CANUCKS GP Min W-L-OT SO GA SA SV GAA SV%  
 Jacob Markstrom 1 61 1-0-0 1 0 43 43 0.00 1.000  
 Thatcher Demko 1 65 0-0-1 0 3 32 29 2.77 .906

## ALL-TIME SEASON SERIES RECORDS

YEAR	OVERALL	HOME	ROAD	YEAR	OVERALL	HOME	ROAD	YEAR	OVERALL	HOME	ROAD
1979-80	1-1-2	1-0-1	0-1-1	1993-94	1-1-0	0-1-0	1-0-0	2008-09	0-1-0	0-0-0	0-1-0
1980-81	1-1-2	1-0-1	0-1-1	1994-95	Did Not Play Western Conf. Teams			2009-10	1-0-0	1-0-0	0-0-0
1981-82	0-2-1	0-1-0	0-1-1	1995-96	2-0-0	1-0-0	1-0-0	2010-11	0-1-0	0-0-0	0-1-0
1982-83	1-2-0	1-1-0	0-1-0	1996-97	0-2-0	0-1-0	0-1-0	2011-12	1-0-0	1-0-0	0-0-0
1983-84	0-3-0	0-1-0	0-2-0	1997-98	1-1-0	1-0-0	0-1-0	2012-13	Did Not Play Western Conf. Teams		
1984-85	1-2-0	1-1-0	0-1-0	1998-99	1-1-0	1-0-0	0-1-0	2013-14	0-2-0	0-1-0	0-1-0
1985-86	3-0-0	1-0-0	2-0-0	1999-00	1-0-1-0	0-0-1-0	1-0-0-0	2014-15	0-2-0	0-1-0	0-1-0
1986-87	2-0-1	1-0-1	1-0-0	2000-01	Did Not Play			2015-16	0-1-1	0-0-1	0-1-0
1987-88	1-0-2	0-0-1	1-0-1	2001-02	0-2-0-0	0-1-0-0	0-1-0-0	2016-17	1-0-1	1-0-0	0-0-1
1988-89	1-1-1	1-1-0	0-0-1	2002-03	0-1-0-0	0-1-0-0	0-0-0-0	2017-18	1-1-0	1-0-0	0-1-0
1989-90	2-1-0	0-1-0	2-0-0	2003-04	0-0-0-1	0-0-0-0	0-0-0-1	2018-19	2-0-0	1-0-0	1-0-0
1990-91	2-1-0	1-1-0	1-0-0	2005-06	Did Not Play Northwest Div. Teams			2019-20	1-0-1	1-0-0	0-0-1
1991-92	0-2-1	0-1-0	0-1-1	2006-07	0-0-1	0-0-0	0-0-1	2020-21	Did Not Play North Div. Teams		
1992-93	1-1-0	1-0-0	0-1-0	2007-08	1-0-0	1-0-0	0-0-0				

## ALL-TIME SEASON GAME RESULTS (\*Overtime \*\*Shootout)

12/11/1979 L 3-5 at VAN	1/15/1984 L 0-5 at VAN	1/10/1990 W 3-1 at VAN	1/10/1997 L 3-5 at VAN	12/15/2011 W 4-3 VAN
2/12/1980 T 5-5 VAN	10/20/1984 W 3-2 VAN	2/9/1990 L 1-4 VAN	11/3/1997 W 5-3 VAN	12/1/2013 L 2-3 VAN
3/13/1980 W 3-1 VAN	2/1/1985 L 3-4* at VAN	3/13/1990 W 1-0 at VAN	11/16/1997 L 1-4 at VAN	12/9/2013 L 0-2 at VAN
3/28/1980 T 4-4 at VAN	3/3/1985 L 6-7* VAN	10/27/1990 L 2-4 VAN	10/20/1998 W 3-1 VAN	10/28/2014 L 1-4 at VAN
11/1/1980 T 4-4 VAN	11/29/1985 W 5-4 at VAN	1/2/1991 W 5-2 VAN	2/26/1999 L 0-1 at VAN	1/16/2015 L 0-3 VAN
11/22/1980 W 4-3 VAN	1/10/1986 W 4-3 at VAN	1/10/1991 W 5-4 at VAN	10/15/1999 W 4-1 at VAN	1/6/2016 L 2-3 at VAN
12/3/1980 T 4-4 at VAN	2/18/1986 W 5-4 VAN	2/1/1992 T 4-4* at VAN	11/24/1999 T 1-1* VAN	1/15/2016 OT 2-3* VAN
3/1/1981 L 0-3 at VAN	11/12/1986 W 4-3 at VAN	3/7/1992 L 1-5 VAN	1/12/2002 L 1-7 at VAN	10/9/2018 W 3-4* at VAN
10/23/1981 T 2-2 at VAN	12/13/1986 T 2-2* VAN	3/18/1992 L 2-3 at VAN	1/21/2002 L 5-7 VAN	12/13/2016 W 8-6 VAN
11/4/1981 L 1-4 VAN	3/29/1987 W 7-4 VAN	1/16/1993 L 3-8 at VAN	11/27/2002 L 2-3 VAN	12/5/2017 L 0-3 at VAN
2/20/1982 L 2-4 at VAN	12/15/1987 T 2-2* VAN	3/6/1993 W 5-1 VAN	12/14/2003 OT 1-2* at VAN	2/9/2018 W 4-1 VAN
10/16/1982 W 6-5 VAN	12/20/1987 T 3-3* at VAN	12/8/1993 L 1-4 VAN	12/8/2006 OT 3-4* at VAN	10/9/2018 W 5-3 VAN
10/26/1982 L 1-8 at VAN	1/29/1988 W 4-2 at VAN	2/6/1994 W 4-2 at VAN	10/22/2007 W 3-1 VAN	1/23/2019 W 5-2 at VAN
1/6/1983 L 4-6 VAN	11/5/1988 L 2-3* VAN	1/16/1996 W 3-0 VAN	2/3/2009 L 3-4 at VAN	12/12/2019 OT 0-1* at VAN
10/28/1983 L 4-5* at VAN	11/9/1988 T 1-1* at VAN	2/7/1996 W 5-3 at VAN	12/5/2009 W 5-3 VAN	2/2/2020 W 4-3** VAN
11/30/1983 L 2-6 VAN	3/2/1989 W 2-1 VAN	11/27/1996 L 2-6 VAN	10/17/2010 L 1-5 at VAN	





# VEGAS GOLDEN KNIGHTS

## 2020-21 SCHEDULE

No games scheduled

## HURRICANES vs. VEGAS

ALL-TIME: ..... GP: 6..... 3-3-0 ..... GF: 16..... GA: 21  
 at home: ..... GP: 3..... 1-2-0 ..... GF: 9..... GA: 11  
 on road: ..... GP: 3..... 2-1-0 ..... GF: 7..... GA: 10  
 in overtime: ..... GP: 2..... 2-0

Owner.....Bill Foley  
 General manager..... Kelly McCrimmon  
 Head coach.....Peter DeBoer  
 Assistant coaches..... Steve Spott, Ryan Craig, Ryan McGill  
 Goaltending coach/Director of goaltending..... Mike Rosati  
 Vice president, communications & content..... Eric Tosi  
 Director of communications & broadcasting..... Sage Sammons  
 Senior manager of communications & content..... Alyssa Girardi  
 General office..... 702/790-2663

## SERIES RECORDS

Winning streak.....0.....None  
 Losing streak.....2.....1/21/2018-11/3/2018  
 Unbeaten streak.....0.....None  
 Goals scored.....6.....2/8/2020 (W, 6-5\*\*)  
 Goals allowed.....5 (2x).....Last: 2/8/2020 (W, 6-5\*\*)  
 Goals, both teams.....11.....2/8/2020 (W, 6-5\*\*)

## LAST TRANSACTION

6/26/2019 CAR acquired Erik Haula from VGK in exchange for Nicolas Roy and a 2021 conditional fifth-round pick.

Inaugural season.....2017-18  
 Stanley Cup titles.....None  
 Home ice.....T-Mobile Arena (2016)  
 Building capacity.....17,367  
 2020-21 record (as of May 10).....39-14-2  
 AHL affiliate.....Henderson Silver Knights

## 2019-20 SERIES RECAP (Did not play during 2020-21 season)

### GOLDEN KNIGHTS WIN SEASON SERIES: 1-0-1 (HURRICANES: 1-1-0)

At CAROLINA HURRICANES  
 31 Jan '20 Hurricanes 3 Golden Knights 4 18,150 Mrazek vs. Subban Alex Tuch

At VEGAS GOLDEN KNIGHTS  
 08 Feb '20 \*\*Hurricanes 6 Golden Knights 5 18,417 Reimer vs. Fleury (Andrei Svechnikov)

## SERIES STATISTICS

HURRICANES SPECIALTY TEAMS			GOLDEN KNIGHTS SPECIALTY TEAMS		
Power Play.....	3-6.....	50.0%	Power Play.....	1-5.....	20.0%
Penalty Killing.....	4-5.....	80.0%	Penalty Killing.....	3-6.....	50.0%

HURRICANES LEADING SCORERS							GOLDEN KNIGHTS LEADING SCORERS						
	GP	G	A	P	+/-	PIM		GP	G	A	P	+/-	PIM
Sebastian Aho	2	2	2	4	-3	2	Nate Schmidt	2	1	2	3	3	0
Teuvo Teravainen	2	2	2	4	-1	0	Paul Stastny	2	1	2	3	2	0
							Shea Theodore	2	1	2	3	2	0
							Reilly Smith	2	0	3	3	2	0

## GOALTENDING

HURRICANES	GP	Min	W-L-OT	SO	GA	SA	SV	GAA	SV%
James Reimer	1	65	1-0-0	0	5	38	33	4.63	.868
Petr Mrazek	1	59	0-1-0	0	4	37	33	4.09	.892

GOLDEN KNIGHTS	GP	Min	W-L-OT	SO	GA	SA	SV	GAA	SV%
Malcolm Subban	1	60	1-0-0	0	3	25	22	3.01	.880
Marc-Andre Fleury	1	65	0-0-1	0	5	34	29	4.62	.853

## ALL-TIME SEASON SERIES RECORDS

YEAR	OVERALL	HOME	ROAD
2017-18	1-1-0	0-1-0	1-0-0
2018-19	1-1-0	1-0-0	0-1-0
2019-20	1-1-0	0-1-0	1-0-0
2020-21	Did Not Play West Div. Teams		

## ALL-TIME SEASON GAME RESULTS (\*Overtime \*\*Shootout)

12/12/2017 W 3-2\*\* at VGK  
 1/21/2018 L 1-5 VGK  
 11/3/2018 L 0-3 at VGK  
 2/1/2019 W 5-2 VGK  
 1/31/2020 L 3-4 VGK  
 2/8/2020 W 6-5\*\* at VGK





# WINNIPEG JETS

## 2020-21 SCHEDULE

No games scheduled

## HURRICANES vs. WINNIPEG

ALL-TIME: GP: 92 52-29-4-7 GF: 286 GA: 264  
 at home: GP: 46 23-18-1-4 GF: 131 GA: 140  
 on road: GP: 46 29-11-3-3 GF: 155 GA: 124  
 in overtime: GP: 20 9-7-4

Executive Chairman.....Mark Chipman  
 Executive vice president/General manager.....Kevin Cheveldayoff  
 Head coach.....Paul Maurice  
 Associate coach.....Jamie Kompon  
 Assistant coaches.....Charlie Huddy, Wade Flaherty, Dave Lowry  
 Vice president, communications & content.....Rob Wozny  
 Senior director, hockey communications.....Scott Brown  
 Manager, hockey communications.....Greger Buer  
 Coordinator, hockey communications.....Scott Unger  
 General office.....204/987-7825

Inaugural season.....1999-00 (Atlanta); 2011-12 (Winnipeg)  
 Stanley Cup titles.....None  
 Home ice.....Bell MTS Place (1999)  
 Building capacity.....15,294  
 2020-21 record (as of May 10).....28-23-3  
 AHL affiliate.....Manitoba Moose

## 2019-20 SERIES RECAP (Did not play during 2020-21 season)

### HURRICANES WIN SEASON SERIES: 2-0-0 (JETS: 0-2-0)

At CAROLINA HURRICANES Attend Goaltenders Winning Goal  
 21 Jan '20 Hurricanes 4 Jets 1 14,607 Mrazek vs. Hellebuyck Justin Williams

At WINNIPEG JETS Attend Goaltenders Winning Goal  
 17 Dec '19 Hurricanes 6 Jets 3 15,325 Mrazek vs. Sebastian Aho  
 Brossoit/Hellebuyck

## SERIES STATISTICS

HURRICANES SPECIALTY TEAMS JETS SPECIALTY TEAMS  
 Power Play.....3-7 42.9% Power Play.....1-6 16.7%  
 Penalty Killing.....5-6 83.3% Penalty Killing.....4-7 57.1%

## HURRICANES LEADING SCORERS

	GP	G	A	P	+/-	PIM
Sebastian Aho	2	2	2	4	3	2
Teuvo Teravainen	2	1	3	4	4	0

## JETS LEADING SCORERS

	GP	G	A	P	+/-	PIM
Patrik Laine	2	2	0	2	0	0
Mark Scheifele	2	1	1	2	-2	9
Blake Wheeler	2	0	2	2	0	0

## GOALTENDING

HURRICANES	GP	Min	W-L-OT	SO	GA	SA	SV	GAA	SV%
Petr Mrazek	2	120	2-0-0	0	4	50	46	2.00	.920

JETS	GP	Min	W-L-OT	SO	GA	SA	SV	GAA	SV%
Connor Hellebuyck	2	96	0-2-0	0	9	52	43	5.60	.827
Laurent Brossoit	1	18	0-0-0	0	1	5	4	3.37	.800

## ALL-TIME SEASON SERIES RECORDS

YEAR	OVERALL	HOME	ROAD	YEAR	OVERALL	HOME	ROAD	YEAR	OVERALL	HOME	ROAD
1999-00	5-0-0-0	3-0-0-0	2-0-0-0	2007-08	6-1-1	2-1-1	4-0-0	2014-15	0-2-0	0-1-0	0-1-0
2000-01	4-0-1-0	2-0-0-0	2-0-1-0	2008-09	3-3-0	2-1-0	1-2-0	2015-16	2-0-0	1-0-0	1-0-0
2001-02	3-0-2-0	2-0-1-0	1-0-1-0	2009-10	3-3-0	0-3-0	3-0-0	2016-17	1-0-1	1-0-0	0-0-1
2002-03	2-2-1-0	1-1-0-0	1-1-1-0	2010-11	5-0-1	2-0-1	3-0-0	2017-18	0-2-0	0-1-0	0-1-0
2003-04	4-1-0-1	2-1-0-0	2-0-0-1	2011-12	2-3-1	1-1-1	1-2-0	2018-19	0-2-0	0-1-0	0-1-0
2005-06	4-4-0	2-2-0	2-2-0	2012-13	1-2-1	0-2-0	1-0-1	2019-20	2-0-0	1-0-0	1-0-0
2006-07	4-3-1	1-2-1	3-1-0	2013-14	1-1-0	0-1-0	1-0-0	2020-21	Did Not Play North Div. Teams		

## ALL-TIME SEASON GAME RESULTS (\*Overtime \*\*Shootout)

12/18/1999	W	4-2	WPG (ATL)	3/26/2003	L	1-5	at WPG (ATL)	2/20/2007	L	1-3	WPG (ATL)	1/16/2010	L	3-5	WPG (ATL)	3/30/2013	W	3-1	at WPG
1/1/2000	W	4-2	at WPG (ATL)	11/13/2003	W	5-1	WPG (ATL)	2/24/2007	W	4-1	at WPG (ATL)	1/21/2010	W	5-2	at WPG (ATL)	4/18/2013	OT	3-4*	at WPG
3/12/2000	W	5-1	WPG (ATL)	1/16/2004	W	4-3	at WPG (ATL)	3/4/2007	L	1-3	at WPG (ATL)	3/7/2010	W	4-0	at WPG (ATL)	2/4/2014	L	1-2	WPG
4/8/2000	W	4-3	at WPG (ATL)	1/18/2004	L	2-5	WPG (ATL)	4/6/2007	L	1-4	WPG (ATL)	3/27/2010	L	0-4	WPG (ATL)	3/22/2014	W	3-2	at WPG
4/9/2000	W	2-1	WPG (ATL)	3/5/2004	W	3-2*	at WPG (ATL)	11/10/2007	W	5-3	at WPG (ATL)	3/29/2010	W	4-1	at WPG (ATL)	10/21/2014	L	1-3	at WPG
12/6/2000	W	5-3	at WPG (ATL)	3/12/2004	W	4-2	WPG (ATL)	11/16/2007	L	0-3	WPG (ATL)	12/16/2010	W	3-2**	at WPG (ATL)	11/13/2014	L	1-3	WPG
2/1/2001	W	3-1	at WPG (ATL)	3/15/2004	OT	0-1*	at WPG (ATL)	1/2/2008	OT	4-5*	WPG (ATL)	1/9/2011	W	4-3*	WPG (ATL)	2/5/2016	W	5-3	at WPG
2/21/2001	W	6-3	WPG (ATL)	11/12/2005	L	0-9	WPG (ATL)	1/4/2008	W	4-3	at WPG (ATL)	2/5/2011	W	4-3*	WPG (ATL)	2/16/2016	W	2-1	WPG
2/27/2001	T	1-1*	at WPG (ATL)	11/27/2005	L	2-5	WPG (ATL)	2/21/2008	W	5-3	WPG (ATL)	2/13/2011	W	3-2	at WPG (ATL)	10/13/2016	OT	4-5*	at WPG
4/6/2001	W	3-2	WPG (ATL)	11/29/2005	W	4-3*	at WPG (ATL)	3/5/2008	W	6-3	at WPG (ATL)	3/9/2011	OT	2-3*	WPG (ATL)	11/20/2016	W	3-1	WPG
10/13/2001	W	5-2	at WPG (ATL)	1/4/2006	W	4-3	WPG (ATL)	3/19/2008	W	5-3	at WPG (ATL)	4/8/2011	W	6-1	at WPG (ATL)	10/14/2017	L	1-2	at WPG
10/20/2001	W	2-1*	WPG (ATL)	1/26/2006	W	5-1	at WPG (ATL)	3/28/2008	W	7-1	WPG (ATL)	10/22/2011	L	3-5	at WPG	3/4/2018	L	2-3	WPG
12/21/2001	W	5-4*	WPG (ATL)	1/28/2006	W	4-1	WPG (ATL)	11/9/2008	L	2-5	WPG (ATL)	11/25/2011	L	1-3	WPG	10/14/2018	L	1-3	at WPG
4/7/2002	T	1-1*	WPG (ATL)	4/1/2006	L	2-5	at WPG (ATL)	11/14/2008	L	2-3	at WPG (ATL)	12/9/2011	L	2-4	at WPG	3/8/2019	L	1-8	WPG
4/14/2002	T	2-2*	at WPG (ATL)	4/8/2006	L	2-5	at WPG (ATL)	12/26/2008	W	5-4	at WPG (ATL)	1/23/2012	W	2-1	WPG	12/17/2019	W	6-3	at WPG
10/11/2002	W	5-3	WPG (ATL)	10/13/2006	W	4-3	at WPG (ATL)	11/9/2008	L	2-5	WPG (ATL)	3/18/2012	W	4-3	at WPG	1/21/2020	W	4-1	WPG
12/20/2002	W	3-2*	at WPG (ATL)	10/25/2006	W	5-4*	WPG (ATL)	1/31/2009	W	2-0	WPG (ATL)	3/30/2012	OT	3-4*	WPG				
12/27/2002	L	3-5	WPG (ATL)	11/1/2006	W	5-2	at WPG (ATL)	2/28/2009	L	3-5	at WPG (ATL)	2/21/2013	L	3-4	WPG				
1/7/2003	T	3-3*	at WPG (ATL)	1/13/2007	OT	3-4**	WPG (ATL)	11/27/2009	L	4-6	WPG (ATL)	3/26/2013	L	1-4	WPG				

# ALL-TIME LEADERS

## OPPONENT ALL-TIME SCORING LEADERS

RK.	PLAYER	CLUB(S)	GP	G	A	PTS	PIM	PP	SH	GW	+/-
1.	Ray Bourque (Ret.)	BOS-COL	126	37	109	146	103	17	1	5	63
2.	Jaromir Jagr (Ret.)	PIT-WSH-NYR-PHI-BOS-NJ-FLA-CGY	90	39	83	122	56	8	0	7	31
3.	Peter Stastny (Ret.)	QUE-NJ	76	41	79	120	60	16	0	8	15
4.	Dave Andreychuk (Ret.)	BUF-TOR-NJ-BOS-TB	119	52	62	114	76	21	1	10	22
5.	Wayne Gretzky (Ret.)	EDM-LK-STL-NYR	57	36	73	109	74	4	3	3	26
6.	Michel Goulet (Ret.)	QUE-CHI	83	62	40	102	122	19	1	4	31
7.	Dale Hawerchuk (Ret.)	WPG-BUF-STL-PHI	63	30	66	96	18	17	0	3	7
8.	Alex Ovechkin	WSH	81	43	52	95	53	14	0	9	3
9.	Martin St. Louis (Ret.)	CGY-TB-NYR	83	38	53	91	30	11	1	7	30
10.	Mark Recchi (Ret.)	PIT-PHI-MTL-ATL-TB-BOS	89	33	50	83	58	11	1	7	-3
11.	Vincent Lecavalier (Ret.)	TB-PHI	87	31	48	79	70	10	1	2	12
	Bobby Smith (Ret.)	MNS-MTL	73	28	51	79	44	12	0	2	12
	Joe Sakic (Ret.)	QUE-COL	61	27	52	79	20	8	2	8	-1
14.	Phil Housley (Ret.)	BUF-WPG-CGY-NJ-WSH-CHI	84	16	61	77	45	2	0	2	8
15.	Adam Oates (Ret.)	DET-STL-BOS-WSH-PHI-ANA-EDM	70	18	58	76	26	7	0	2	19
16.	Ilya Kovalchuk	ATL-NJ-LK-MTL-WSH	61	37	37	74	45	10	1	7	-13
	Anton Stastny (Ret.)	QUE	61	31	43	74	18	9	0	6	16
	Mario Lemieux (Ret.)	PIT	40	30	44	74	18	9	3	0	3
19.	Rick Middleton (Ret.)	BOS	59	28	45	73	6	9	0	3	30
20.	Mats Sundin (Ret.)	QUE-TOR-VAN	66	32	40	72	42	6	1	1	30
	Mark Messier (Ret.)	EDM-NYR-VAN	69	29	43	72	73	6	2	5	9
22.	Pierre Turgeon (Ret.)	BUF-NYI-MTL-STL-DAL-COL	64	31	39	70	31	12	2	6	15
23.	Denis Savard (Ret.)	CHI-MTL-TB	59	28	41	69	55	6	0	1	24
24.	Alexander Mogilny (Ret.)	BUF-VAN-NJ-TOR	57	31	33	64	14	14	0	5	7
	Vincent Damphousse (Ret.)	TOR-EDM-MTL-SJ	60	25	39	64	64	8	1	6	14
26.	Mats Naslund (Ret.)	MTL-BOS	64	25	38	63	8	6	1	7	4
	Dale Hunter (Ret.)	QUE-WSH	87	14	49	63	253	7	1	1	29
28.	Nicklas Backstrom	WSH	61	15	46	61	34	3	1	4	0
	Pat LaFontaine (Ret.)	NYI-BUF-NYR	48	25	36	61	22	8	1	4	16
	Paul Coffey (Ret.)	EDM-PIT-LK-DET-PHI-BOS	45	15	46	61	64	8	0	2	8
31.	Ryan Walter (Ret.)	WSH-MTL-VAN	75	26	34	60	69	5	1	4	24
32.	Luc Robitaille (Ret.)	LK-PIT-NYR-DET	43	34	25	59	31	10	0	1	12
	Olli Jokinen (Ret.)	LK-NYI-FLA-PHX-CGY-WPG-NSH-TOR	64	22	37	59	61	5	1	2	5
34.	Marian Hossa (Ret.)	OTT-ATL-DET-CHI	56	25	33	58	37	7	2	3	8
35.	Patrik Elias (Ret.)	NJ	57	22	35	57	20	5	1	5	23
36.	Peter Bondra (Ret.)	WSH-OTT-ATL	62	34	22	56	40	11	3	6	8
	Keith Crowder (Ret.)	BOS-LK	62	28	28	56	120	8	0	2	11
38.	Stephane Richer (Ret.)	MTL-NJ-TB-STL-PIT	75	27	28	55	50	9	0	5	3
	Guy Carbonneau (Ret.)	MTL-DAL	97	17	38	55	47	2	2	6	15
	Larry Robinson (Ret.)	MTL-LK	71	8	47	55	18	5	0	0	33
41.	Barry Pederson (Ret.)	BOS-VAN-PIT	49	30	24	54	28	11	2	6	21
	Brian Leetch (Ret.)	NYR-BOS	55	14	40	54	28	5	0	4	9
43.	Sidney Crosby	PIT	48	15	38	53	40	5	0	4	4
	Mike Foligno (Ret.)	DET-BUF-TOR-FLA	81	27	26	53	129	3	0	6	18
	Kirk Muller (Ret.)	NJ-MTL-TOR-FLA-DAL	56	21	32	53	74	6	0	1	5
	Guy Lafleur (Ret.)	MTL-NYR-QUE	39	18	35	53	8	3	0	2	21
	Craig Janney (Ret.)	BOS-STL-SJ-PHX-TB	42	11	42	53	20	5	0	2	13
48.	Cam Neely (Ret.)	VAN-BOS	55	26	26	52	139	6	0	7	22
	Brad Richards (Ret.)	TB-DAL-NYR-CHI-DET	61	17	35	52	31	6	0	2	-2
50.	Chris Chelios (Ret.)	MTL-CHI-DET	65	14	36	50	191	5	0	1	16

## OPPONENT ALL-TIME GOALTENDING LEADERS

\*Minimum 15 games played

RK.	GOALTENDER	CLUB(S)	GP	MIN	GA	SO	GAA	W-L-T/OT
1.	Chris Osgood (Ret.)	DET-NYI-STL	16	958	24	3	1.50	12-4-0
2.	Patrick Lalime (Ret.)	PIT-OTT-BUF	20	1203	35	2	1.75	11-4-4
3.	Henrik Lundqvist	NYR-WSH	46	2787	93	2	2.00	33-12-1
4.	Martin Brodeur (Ret.)	NJ	62	3626	127	9	2.10	39-16-6
5.	Braden Holtby	WSH-VAN	24	1424	51	2	2.15	16-7-1
6.	Dominik Hasek (Ret.)	CHI-BUF-DET-OTT	42	2486	91	1	2.20	23-15-4
7.	Mike Vernon (Ret.)	CGY-DET-SJ-FLA	21	1194	44	1	2.21	15-5-1
8.	Evgeni Nabokov (Ret.)	SJ-NYI-TB	15	858	32	1	2.24	9-3-2
9.	Tuukka Rask	BOS	17	1002	38	0	2.27	9-4-3
10.	Carey Price	MTL	29	1718	66	3	2.30	15-10-4
11.	Roberto Luongo (Ret.)	NYI-FLA-VAN	36	1964	77	2	2.35	16-15-4
	Olaf Kolzig (Ret.)	WSH	49	2939	115	4	2.35	26-14-9
13.	Craig Billington (Ret.)	NJ-OTT-BOS-COL-WSH	16	839	33	1	2.36	9-2-3
14.	Nikolai Khabibulin (Ret.)	WPG-PHX-TB-CHI-EDM	19	1113	44	3	2.37	7-7-5
15.	Sergei Bobrovsky	PHI-CBJ-FLA	25	1410	56	2	2.38	11-13-1
16.	James Reimer	TOR-FLA	16	870	35	1	2.41	5-6-3
17.	Ed Belfour (Ret.)	CHI-DAL-TOR-FLA	24	1416	57	2	2.42	11-8-5
18.	Craig Anderson	FLA-COL-OTT	21	1185	48	0	2.43	9-6-4
19.	Marc-Andre Fleury	PIT-VGK	34	1908	78	3	2.45	18-9-6
20.	Martin Biron (Ret.)	BUF-PHI-NYI-NYR	22	1245	52	1	2.51	13-4-3

**11** JORDAN  
STAAL



# PLAYOFF HISTORY

History of Franchise Playoff Appearances with Results and Statistics

# PLAYOFF RECORDS

## PLAYOFF SERIES HISTORY

YEAR	RESULT	GP	W	L	G	GA
1980	0-3 series loss to Montreal Canadiens	3	0	3	8	18
1981	<i>Did not qualify for playoffs</i>					
1982	<i>Did not qualify for playoffs</i>					
1983	<i>Did not qualify for playoffs</i>					
1984	<i>Did not qualify for playoffs</i>					
1985	<i>Did not qualify for playoffs</i>					
1986	3-0 series win over Quebec Nordiques	3	3	0	16	7
	3-4 series loss to Montreal Canadiens	7	3	4	13	16
	<i>TOTAL</i>	<i>10</i>	<i>6</i>	<i>4</i>	<i>29</i>	<i>23</i>
1987	2-4 series loss to Quebec Nordiques	6	2	4	19	27
1988	2-4 series loss to Montreal Canadiens	6	2	4	20	23
1989	0-4 series loss to Montreal Canadiens	4	0	4	11	18
1990	3-4 series loss to Boston Bruins	7	3	4	21	23
1991	2-4 series loss to Boston Bruins	6	2	4	17	24
1992	3-4 series loss to Montreal Canadiens	7	3	4	18	21
1993	<i>Did not qualify for playoffs</i>					
1994	<i>Did not qualify for playoffs</i>					
1995	<i>Did not qualify for playoffs</i>					
1996	<i>Did not qualify for playoffs</i>					
1997	<i>Did not qualify for playoffs</i>					
1998	<i>Did not qualify for playoffs</i>					
1999	2-4 series loss to Boston Bruins	6	2	4	10	16
2000	<i>Did not qualify for playoffs</i>					
2001	2-4 series loss to New Jersey Devils	6	2	4	8	20
2002	4-2 series win over New Jersey Devils	6	4	2	9	11
	4-2 series win over Montreal Canadiens	6	4	2	21	12
	4-2 series win over Toronto Maple Leafs	6	4	2	10	6
	1-4 series loss to Detroit Red Wings	5	1	4	7	14
	<i>TOTAL</i>	<i>23</i>	<i>13</i>	<i>10</i>	<i>47</i>	<i>43</i>
2003	<i>Did not qualify for playoffs</i>					
2004	<i>Did not qualify for playoffs</i>					
2005	<i>No season held</i>					
2006	4-2 series win over Montreal Canadiens	6	4	2	15	17
	4-1 series win over New Jersey Devils	5	4	1	17	10
	4-3 series win over Buffalo Sabres	7	4	3	22	17
	4-3 series win over Edmonton Oilers	7	4	3	19	16
	<i>TOTAL</i>	<i>25</i>	<i>16</i>	<i>9</i>	<i>73</i>	<i>60</i>
2007	<i>Did not qualify for playoffs</i>					
2008	<i>Did not qualify for playoffs</i>					
2009	4-3 series win over New Jersey Devils	7	4	3	17	15
	4-3 series win over Boston Bruins	7	4	3	16	17
	0-4 series loss to Pittsburgh Penguins	4	0	4	9	20
	<i>TOTAL</i>	<i>18</i>	<i>8</i>	<i>10</i>	<i>42</i>	<i>52</i>
2010	<i>Did not qualify for playoffs</i>					
2011	<i>Did not qualify for playoffs</i>					
2012	<i>Did not qualify for playoffs</i>					
2013	<i>Did not qualify for playoffs</i>					
2014	<i>Did not qualify for playoffs</i>					
2015	<i>Did not qualify for playoffs</i>					
2016	<i>Did not qualify for playoffs</i>					
2017	<i>Did not qualify for playoffs</i>					
2018	<i>Did not qualify for playoffs</i>					
2019	4-3 series win over Washington Capitals	7	4	3	21	20
	4-0 series win over New York Islanders	4	4	0	13	5
	0-4 series loss to Boston Bruins	4	0	4	5	17
	<i>TOTAL</i>	<i>15</i>	<i>8</i>	<i>7</i>	<i>39</i>	<i>42</i>
2020	3-0 series win over New York Rangers	3	3	0	11	4
	1-4 series loss to Boston Bruins	5	1	4	11	15
	<i>TOTAL</i>	<i>8</i>	<i>4</i>	<i>4</i>	<i>22</i>	<i>19</i>
<b>TOTALS</b>		<b>150</b>	<b>71</b>	<b>79</b>	<b>384</b>	<b>429</b>

## RECORD BY GAME OF SERIES

	OVERALL	HOME	AWAY
<b>Game 1:</b>	<b>12-15</b>	<b>6-4</b>	<b>6-11</b>
<b>Game 2:</b>	<b>13-14</b>	<b>8-2</b>	<b>5-12</b>
When leading 1-0:	7-5	5-1	2-4
When trailing 1-0:	6-9	3-1	3-8
<b>Game 3:</b>	<b>11-16</b>	<b>6-11</b>	<b>5-5</b>
When leading 2-0:	4-3	2-0	2-3
When tied 1-1:	4-7	2-5	2-2
When trailing 0-2:	3-6	2-6	1-0
<b>Game 4:</b>	<b>14-10</b>	<b>9-6</b>	<b>5-4</b>
When leading 3-0:	1-1	1-0	0-1
When leading 2-1:	3-4	1-1	2-3
When trailing 1-2:	8-2	5-2	3-0
When trailing 3-0:	2-3	2-3	0-0
<b>Game 5:</b>	<b>7-13</b>	<b>5-4</b>	<b>2-9</b>
When leading 3-1:	1-3	1-2	0-1
When tied 2-2:	4-8	4-2	0-6
When trailing 1-3:	2-2	0-0	2-2
<b>Game 6:</b>	<b>9-8</b>	<b>5-4</b>	<b>4-4</b>
When leading 3-2:	4-3	0-1	4-2
When trailing 2-3:	5-5	5-3	0-2
<b>Game 7:</b>	<b>5-3</b>	<b>2-0</b>	<b>3-3</b>

## RECORD BY YEAR - HOME

YEAR	GP	W	L
1980	1	0	1
1986	4	3	1
1987	3	2	1
1988	3	1	2
1989	2	0	2
1990	3	2	1
1991	3	1	2
1992	3	3	0
1999	3	1	2
2001	3	1	2
2002	11	6	5
2006	14	10	4
2009	8	4	4
2019	7	5	2
2020	4	2	2
<b>TOTALS</b>	<b>72</b>	<b>41</b>	<b>31</b>

## RECORD BY YEAR - AWAY

YEAR	GP	W	L
1980	2	0	2
1986	6	3	3
1987	3	0	3
1988	3	1	2
1989	2	0	2
1990	4	1	3
1991	3	1	2
1992	4	0	4
1999	3	1	2
2001	3	1	2
2002	12	7	5
2006	11	6	5
2009	10	4	6
2019	8	3	5
2020	4	2	2
<b>TOTALS</b>	<b>78</b>	<b>30</b>	<b>48</b>

## INDIVIDUAL SINGLE-GAME PLAYOFF RECORDS

<b>GOALS</b>	3	<b>Andrei Svechnikov</b> , August 3, 2020, in a 4-1 win vs. NY Rangers
<b>ASSISTS</b>	4	Eric Staal, April 24, 2006, in a 6-5 double-overtime loss vs. Montreal John Anderson, April 12, 1986, in a 9-4 win vs. Quebec
<b>POINTS</b>	6	John Anderson, April 12, 1986, in a 9-4 win vs. Quebec
<b>PENALTY MINUTES</b>	30	Shane Churla, April 11, 1987, in a 5-1 loss at Quebec
<b>SAVES</b>	53	Frank Pietrangelo, May 1-2, 1992, in a 3-2 overtime loss at Montreal
<b>FASTEST TWO GOALS</b> (one player)	2:19	<b>Andrei Svechnikov</b> , April 11, 2019, in a 4-2 loss at Washington
<b>SHOTS ON GOAL</b>	11	Jeff O'Neill, May 28, 2002, in a 2-1 overtime win at Toronto

## INDIVIDUAL SERIES PLAYOFF RECORDS

<b>GOALS</b>	5	Eric Staal vs. New Jersey, 2009 Ray Sheppard vs. Boston, 1999 Mark Hunter vs. Boston, 1991
<b>ASSISTS</b>	9	<b>Jacob Slavin</b> vs. Washington, 2019
<b>POINTS</b>	10	Cory Stillman vs. Buffalo, 2006 Bates Battaglia vs. Montreal, 2002
<b>PENALTY MINUTES</b>	51	Torrie Robertson vs. Montreal, 1986
<b>SAVES</b>	227	Cam Ward vs. New Jersey, 2009
<b>SHOTS ON GOAL</b>	33	Eric Staal vs. New Jersey, 2009
<b>CONSECUTIVE GAMES PLAYED</b> (Goalie)	7	<b>Petr Mrazek</b> , 2019 Cam Ward, 2006 and twice in 2009 Frank Pietrangelo, 1992 Peter Sidorkiewicz, 1990
<b>LONGEST SHUTOUT STREAK</b>	105:07	Arturs Irbe, May 21-25, 2002

## INDIVIDUAL ONE-YEAR PLAYOFF RECORDS

<b>GOALS</b>	12	Rod Brind'Amour, 2006
<b>ASSISTS</b>	19	Eric Staal, 2006
<b>POINTS</b>	28	Eric Staal, 2006
<b>PENALTY MINUTES</b>	67	Torrie Robertson, 1986
<b>SAVES</b>	537	Cam Ward, 2006
<b>SHOTS ON GOAL</b>	87	Eric Staal, 2006
<b>LONGEST GOAL-SCORING STREAK</b>	4 games	Bates Battaglia, May 7-13, 2002 Ray Sheppard, April 24-30, 1999
<b>LONGEST ASSIST STREAK</b>	5 games	<b>Sebastian Aho</b> , August 1-13, 2020 Cory Stillman, May 26-June 5, 2006
<b>LONGEST POINT STREAK</b>	15 games	Eric Staal, April 24-May 28, 2006 (7g, 13a)
<b>LONGEST SHUTOUT STREAK</b>	143:55	Kevin Weekes, April 24-May 5, 2002

## TEAM SINGLE-GAME PLAYOFF RECORDS

<b>GOALS</b>	9	April 12, 1986, in a 9-4 win vs. Quebec
<b>GOALS AGAINST</b>	8	April 9, 1980, in an 8-4 loss at Montreal
<b>TOTAL GOALS</b>	13	April 12, 1986, in a 9-4 win vs. Quebec
<b>FASTEST GOAL</b> (game)	0:17	<b>Warren Foegele</b> , April 18, 2019, in a 2-1 win vs. Washington
<b>FASTEST GOAL</b> (period)	0:17	<b>Warren Foegele</b> , April 28, 2019, in a 2-1 win at NY Islanders (third period) <b>Warren Foegele</b> , April 18, 2019, in a 2-1 win vs. Washington (first period)
<b>LARGEST WINNING MARGIN</b>	6	May 13, 2002, in an 8-2 win at Montreal May 6, 2006, in a 6-0 win vs. New Jersey
<b>LARGEST LOSING MARGIN</b>	6	April 20, 2019, in a 6-0 loss at Washington
<b>SHORTEST OVERTIME</b>	0:24	April 29, 1992, in a 2-1 win vs. Montreal
<b>LONGEST OVERTIME</b>	54:47	June 8-9, 2002, in a 3-2 loss vs. Detroit
<b>LONGEST GAME</b>	114:47	June 8-9, 2002, in a 3-2 loss vs. Detroit. Igor Larionov scored at 14:47 of the third overtime.
<b>PENALTY MINUTES</b>	120	April 11, 1987, in a 3-1 loss at Quebec
<b>PENALTY MINUTES, BOTH TEAMS</b>	243	April 11, 1987, in a 3-1 loss at Quebec

## TEAM SERIES PLAYOFF RECORDS

<b>MOST GOALS SCORED</b>	22	vs. Buffalo, 2006, seven games
<b>FEWEST GOALS SCORED</b>	5	vs. Boston, 2019, four games
<b>MOST GOALS ALLOWED</b>	27	by Quebec, 1987, six games
<b>FEWEST GOALS ALLOWED</b>	4	by NY Rangers, 2020, three games

## TEAM ONE-YEAR PLAYOFF RECORDS

<b>GOALS SCORED</b>	73	2006, 25 games
<b>GOALS ALLOWED</b>	60	2006, 25 games
<b>TOTAL GOALS</b>	133	2006, 25 games
<b>SHUTOUTS</b>	3	2006 (5/6 and 5/7, Cam Ward; 5/26, Martin Gerber) 2002 (4/27 and 5/3, Kevin Weekes; 5/23, Arturs Irbe)
<b>LONGEST WINNING STREAK</b>	7 games	April 26-May 10, 2006
<b>LONGEST LOSING STREAK</b>	4 games	Five times; last: May 9-16, 2019

# OPPONENT RECORDS

## OPPONENT INDIVIDUAL SINGLE-GAME PLAYOFF RECORDS

<b>GOALS</b>	3	Peter Stastny (April 11, 1987, in 5-1 Quebec win) Michel Goulet (April 12, 1987, in 4-1 Quebec win) John Ogradnick (April 14, 1987, in 7-5 Quebec win) Cam Neely (April 4, 1991, in 4-3 Boston win) Evgeni Malkin (May 21, 2009, in a 7-4 Pittsburgh win)
<b>ASSISTS</b>	5	Risto Siltanen, Quebec, April 5, 1987, in 7-5 Quebec win
<b>POINTS</b>	5	Risto Siltanen, Quebec, April 5, 1987 (5a)
<b>PENALTY MINUTES</b>	30	Gord Donnelly, Quebec, April 11, 1987, in a 5-1 Quebec win
<b>SAVES</b>	45	Jose Theodore, Montreal, May 5, 2002, in 4-1 Montreal win
<b>FASTEST TWO GOALS BY ONE PLAYER</b>	2:40	Kirk Muller, Montreal, April 27, 1992, in 7-4 Montreal win
<b>SHOTS ON GOAL</b>	12	Bobby Holik, New Jersey, April 24, 2002, in a 3-2 New Jersey loss

## OPPONENT INDIVIDUAL SERIES PLAYOFF RECORDS

<b>GOALS</b>	6	Yvon Lambert, Montreal, 1980 Michel Goulet, Quebec, 1987 Peter Stastny, Quebec, 1987 Stephane Richer, Montreal, 1988 Evgeni Malkin, Pittsburgh, 2009
<b>ASSISTS</b>	9	Denis Savard, Montreal, 1992
<b>POINTS</b>	11	Stephane Richer, Montreal, 1988 Peter Stastny, Quebec, 1987
<b>PENALTY MINUTES</b>	50	Basil McRae, Quebec, 1987
<b>SAVES</b>	222	Martin Brodeur, New Jersey, 2009
<b>SHOTS ON GOAL</b>	29	Zach Parise, New Jersey, 2009
<b>CONSECUTIVE GAMES PLAYED</b> (Goalie)	7	Patrick Roy, Montreal, 1986 Patrick Roy, Montreal, 1992 Ryan Miller, Buffalo, 2006 Martin Brodeur, New Jersey, 2009 Tim Thomas, Boston, 2009 Braden Holtby, Washington, 2019
<b>LONGEST SHUTOUT STREAK</b>	166:03	Dominik Hasek, Detroit, 2002

## OPPONENT TEAM SINGLE-GAME PLAYOFF RECORDS

<b>GOALS</b>	8	April 9, 1980, Montreal defeated Hartford 8-4
<b>GOALS AGAINST</b>	9	April 12, 1986, Hartford defeated Quebec 9-4
<b>TOTAL GOALS</b>	13	April 12, 1986, Hartford defeated Quebec 9-4
<b>FASTEST GOAL</b> (game)	0:13	Petri Skriko, April 5, 1991, in a 4-3 Boston win
<b>FASTEST GOAL</b> (period)	0:12	Chris Kreider, August 4, 2020, in a 4-1 Carolina win vs. NY Rangers (second period)
<b>LARGEST WINNING MARGIN</b>	6	Washington in a 6-0 win on April 20, 2019
<b>LARGEST LOSING MARGIN</b>	6	Montreal in an 8-2 loss on May 13, 2002 New Jersey in a 6-0 loss on May 6, 2006

## OPPONENT TEAM SERIES PLAYOFF RECORDS

<b>MOST GOALS SCORED</b>	27	Quebec in 1987 in a 4-2 series win by Quebec
<b>FEWEST GOALS SCORED</b>	4	NY Rangers in 2020 in a 3-0 series win by Carolina
<b>MOST GOALS ALLOWED</b>	22	Buffalo in 2006 in a 4-3 series win by Carolina
<b>FEWEST GOALS ALLOWED</b>	5	Boston in 2019 in a 4-0 series win by Boston

## RECORD VS. OPPONENT - SERIES

OPPONENT	SERIES	W	L
Boston	6	1	5
Buffalo	1	1	0
Detroit	1	0	1
Edmonton	1	1	0
Montreal	7	2	5
New Jersey	4	3	1
NY Islanders	1	1	0
NY Rangers	1	1	0
Pittsburgh	1	0	1
Quebec	2	1	1
Toronto	1	1	0
Washington	1	1	0
<b>TOTALS</b>	<b>27</b>	<b>13</b>	<b>14</b>

## RECORD VS. OPPONENT - GAMES

OPPONENT	GP	W	L
Boston	35	12	23
Buffalo	7	4	3
Detroit	5	1	4
Edmonton	7	4	3
Montreal	39	16	23
New Jersey	24	14	10
NY Islanders	4	4	0
NY Rangers	3	3	0
Pittsburgh	4	0	4
Quebec	9	5	4
Toronto	6	4	2
Washington	7	4	3
<b>TOTALS</b>	<b>150</b>	<b>71</b>	<b>79</b>



# INDIVIDUAL RECORDS

## TOP 20 PLAYOFF SCORERS

	PLAYER	GP	G	A	PTS	PIM
1.	Eric Staal	43	19	24	43	12
2.	Ron Francis	62	14	25	39	26
3.	Rod Brind'Amour	72	18	20	38	46
4.	Kevin Dineen	44	17	14	31	109
5.	Ray Whitney	42	12	14	26	19
	Justin Williams	47	12	14	26	61
	Cory Stillman	25	9	17	26	14
8.	<b>Sebastian Aho</b>	23	8	16	24	6
	Matt Cullen	43	7	17	24	26
10.	Dean Evason	38	8	15	23	18
11.	Dave Babych	31	7	13	20	32

	PLAYER	GP	G	A	PTS	PIM
12.	Bates Battaglia	35	5	14	19	24
13.	Ray Ferraro	33	7	11	18	24
14.	Jeff O'Neill	34	9	8	17	37
	John Anderson	20	6	11	17	2
16.	Mark Recchi	25	7	9	16	18
	Sami Kapanen	34	4	12	16	6
	Doug Weight	23	3	13	16	20
	Bret Hedican	48	3	13	16	62
20.	<b>Teuvo Teravainen</b>	23	10	5	15	6
	Stewart Gavin	22	8	7	15	27

## TEAM PLAYOFF GOALTENDING

	GOALTENDER	GP	MINS	GA	GAA	SVS	SA	SV%	W-L	SO
1.	Kevin Weekes	8	408	11	1.62	169	180	.939	3-2	2
2.	Curtis McElhinney	5	268	9	2.01	119	128	.930	3-2	0
3.	Arturs Irbe	30	1846	65	2.11	797	862	.925	14-16	1
4.	<b>James Reimer</b>	3	178	7	2.36	99	106	.934	2-1	0
5.	Cam Ward	41	2421	96	2.38	1,064	1,160	.917	23-18	4
6.	<b>Petr Mrazek</b>	16	977	41	2.52	396	437	.906	7-8	2
7.	Steve Weeks	4	205	9	2.63	77	86	.895	1-2	0
8.	Frank Pietrangelo	7	425	19	2.68	225	244	.922	3-4	0
9.	Mike Liut	17	933	50	3.21	417	467	.892	8-7	1
10.	Martin Gerber	6	221	13	3.53	77	90	.856	1-1	1
11.	Richard Brodeur	4	200	12	3.60	75	87	.882	1-3	0
12.	Peter Sidorkiewicz	15	912	55	3.62	404	459	.881	5-10	0
13.	Kay Whitmore	3	154	11	4.29	67	78	.859	0-2	0
14.	Al Smith	2	120	10	5.00	55	65	.846	0-2	0
15.	John Garrett	1	60	8	8.00	32	40	.800	0-1	0

## OPPONENT PLAYOFF SCORING LEADERS

	PLAYER	TEAM	GP	G	A	PTS
1.	Patrik Elias	NJ	24	6	13	19
2.	Cam Neely	BOS	13	9	9	18
	Ray Bourque	BOS	15	4	14	18
4.	Craig Janney	BOS	9	2	14	16
5.	Stephane Richer	MTL- NJ	20	10	5	15
	Mats Naslund	MTL	14	4	11	15
	David Krejci	BOS	16	3	12	15
8.	Bobby Holik	NJ	15	8	6	14
	Bobby Smith	MTL	17	7	7	14
	Guy Carbonneau	MTL	24	7	7	14
11.	Patrice Bergeron	BOS	16	5	8	13
12.	Michel Goulet	QUE	9	7	5	12

	PLAYER	TEAM	GP	G	A	PTS
	Peter Stastny	QUE	9	6	6	12
	Brad Marchand	BOS	9	5	7	12
	Brian Rafalski	NJ	17	4	8	12
16.	Dave Poulin	BOS	13	4	7	11
	Michael Ryder	BOS-MTL	13	3	8	11
18.	Brian Gionta	NJ	18	5	5	10
	Mike McPhee	MTL	21	5	5	10
	Brian Skrudland	MTL	24	4	6	10
	Robert Picard	QUE	9	2	8	10
	Denis Savard	MTL	7	1	9	10
	Larry Robinson	MTL	20	0	10	10

## OPPONENT GOALTENDING LEADERS (Minimum 60 minutes)

	GOALTENDER	TEAM	GP	MINS	GA	GAA	SVS	SA	SV%	W-L	SO
1.	Dominik Hasek	DET	5	355	7	1.18	113	120	.942	4-1	1
2.	Byron Dafoe	BOS	6	412	10	1.46	154	164	.939	4-2	2
3.	Curtis Joseph	TOR	6	386	10	1.56	149	159	.937	2-4	1
4.	Jaroslav Halak	BOS	3	180	5	1.67	68	73	.932	3-0	0
5.	Tuukka Rask	BOS	6	379	11	1.74	157	168	.935	5-1	1
6.	Tim Thomas	BOS	7	440	15	2.04	197	212	.929	3-4	1
7.	Martin Brodeur	NJ	24	1460	50	2.05	595	645	.922	10-14	4
8.	Jussi Markkanen	EDM	6	361	13	2.16	124	137	.905	3-3	1
9.	Marc-Andre Fleury	PIT	4	240	9	2.25	109	118	.924	4-0	0
10.	Brian Hayward	MTL	3	184	7	2.28	68	75	.907	2-1	0
11.	Cristobal Huet	MTL	6	386	15	2.33	197	212	.929	2-4	0
12.	Patrick Roy	MTL	21	1307	52	2.39	545	597	.905	14-7	1
13.	Andy Moog	BOS	12	691	28	2.43	287	303	.911	8-4	0
14.	Denis Herron	MTL	2	120	5	2.50	43	48	.896	2-0	0
15.	Robin Lehner	NYI	4	204	9	2.64	88	97	.907	0-4	0







## 2009 PLAYOFF STATISTICS

PLAYER	GP	G	A	PTS	PIM	PPG	SHG
STAAL, Eric	18	10	5	15	4	3	0
JOKINEN, Jussi	18	7	4	11	2	2	0
LAROSE, Chad	18	4	7	11	16	0	0
WHITNEY, Ray	18	3	8	11	4	0	0
SAMSONOV, Sergei	17	5	3	8	6	0	0
PITKANEN, Joni	18	0	8	8	16	0	0
CORVO, Joe	18	2	5	7	4	1	0
WALKER, Scott	18	1	6	7	19	0	0
CULLEN, Matt	18	3	3	6	14	0	1
SEIDENBERG, Dennis	16	1	5	6	16	0	0
GLEASON, Tim	18	1	4	5	32	0	0
COLE, Erik	18	0	5	5	22	0	0
BAYDA, Ryan	15	2	2	4	18	0	0
RUUTU, Tuomo	16	1	3	4	8	0	0
BRIND'AMOUR, Rod	18	1	3	4	8	0	0
EAVES, Patrick	18	1	2	3	13	0	0
DWYER, Patrick	2	0	1	1	0	0	0
KABERLE, Frantisek	7	0	1	1	2	0	0
BABCHUK, Anton	13	0	1	1	10	0	0
HELMINEN, Dwight	1	0	0	0	0	0	0
CONBOY, Tim	3	0	0	0	9	0	0
WALLIN, Niclas	18	0	0	0	4	0	0
WARD, Cam	18	0	0	0	0	0	0
<b>TOTALS</b>	<b>18</b>	<b>42</b>	<b>76</b>	<b>118</b>	<b>231</b>	<b>6</b>	<b>1</b>
<b>OPPONENTS</b>	<b>18</b>	<b>52</b>	<b>89</b>	<b>141</b>	<b>214</b>	<b>8</b>	<b>0</b>
GOALTENDER	GP	MIN	GA	GAA	W-L	SO	SA
WARD, Cam	18	1101	49	2.67	8-10	2	576

**Power Play Totals:** Hurricanes 6-60 (10.0%); Opponents 8-71 (11.3%)

**Penalty Killing:** Hurricanes 63-71 (88.7%); Opponents 54-60 (90.0%)

**Shots by Period:** Hurricanes 186-189-177-18=570; Opponents 181-205-176-17=579

## 2020 PLAYOFF STATISTICS

PLAYER	GP	G	A	PTS	PIM	PPG	SHG
AHO, Sebastian	8	3	9	12	4	1	1
SVECHNIKOV, Andrei	6	4	3	7	8	1	0
TERAVAINEN, Teuvo	8	3	2	5	4	1	0
NECAS, Martin	8	1	3	4	0	0	0
MARTINOOK, Jordan	8	2	1	3	8	0	0
VATANEN, Sami	7	0	3	3	6	0	0
FLEURY, Haydn	8	2	0	2	6	0	0
HAMILTON, Dougie	5	1	1	2	4	0	0
NIEDERREITER, Nino	7	1	1	2	2	1	0
McGINN, Brock	8	1	1	2	2	0	1
SLAVIN, Jaccob	8	1	1	2	0	0	0
SKJEI, Brady	8	0	2	2	4	0	0
TROCHECK, Vincent	8	0	2	2	4	0	0
EDMUNDSON, Joel	4	1	0	1	2	0	0
WILLIAMS, Justin	7	1	0	1	9	0	0
FOEGELE, Warren	8	1	0	1	2	0	0
van RIEMSDYK, Trevor	2	0	1	1	4	0	0
GARDINER, Jake	6	0	1	1	2	0	0
GEEKIE, Morgan	8	0	1	1	0	0	0
REIMER, James	3	0	0	0	0	0	0
DZINGEL, Ryan	4	0	0	0	2	0	0
MRAZEK, Petr	5	0	0	0	0	0	0
STAAL, Jordan	8	0	0	0	4	0	0
<b>TOTALS</b>	<b>8</b>	<b>22</b>	<b>32</b>	<b>54</b>	<b>81</b>	<b>4</b>	<b>2</b>
<b>OPPONENTS</b>	<b>8</b>	<b>19</b>	<b>34</b>	<b>53</b>	<b>83</b>	<b>6</b>	<b>2</b>
GOALTENDER	GP	MIN	GA	GAA	W-L	SO	SA
MRAZEK, Petr	5	317	11	2.08	2-3	0	155
REIMER, James	3	178	7	2.36	2-1	0	106

**Power Play Totals:** Hurricanes 4-29 (13.8%); Opponents 6-33 (18.2%)

**Penalty Killing:** Hurricanes 27-33 (81.8%); Opponents 25-29 (86.2%)

**Shots by Period:** Hurricanes 65-80-77-7=229; Opponents 62-109-79-12=262

## 2019 PLAYOFF STATISTICS

PLAYER	GP	G	A	PTS	PIM	PPG	SHG
AHO, Sebastian	15	5	7	12	2	2	1
SLAVIN, Jaccob	15	0	11	11	0	0	0
TERAVAINEN, Teuvo	15	7	3	10	2	0	0
STAAL, Jordan	15	4	6	10	8	1	0
FOEGELE, Warren	15	5	4	9	6	0	0
FAULK, Justin	15	1	7	8	4	0	0
WILLIAMS, Justin	15	4	3	7	18	0	0
HAMILTON, Dougie	15	3	4	7	10	2	0
McGINN, Brock	15	2	4	6	6	0	0
PESCE, Brett	15	0	6	6	0	0	0
SVECHNIKOV, Andrei	9	3	2	5	9	0	0
WALLMARK, Lucas	15	1	4	5	6	0	0
NIEDERREITER, Nino	15	1	3	4	12	0	0
MARTINOOK, Jordan	10	0	4	4	6	0	0
McKEGG, Greg	14	2	0	2	4	0	0
de HAAN, Calvin	12	1	0	1	2	0	0
FERLAND, Micheal	7	0	1	1	18	0	0
MAENALANEN, Saku	9	0	1	1	6	0	0
SAARELA, Aleksii	1	0	0	0	0	0	0
BISHOP, Clark	2	0	0	0	0	0	0
McELHINNEY, Curtis	5	0	0	0	0	0	0
BROWN, Patrick	8	0	0	0	0	0	0
FLEURY, Haydn	9	0	0	0	2	0	0
van RIEMSDYK, Trevor	9	0	0	0	2	0	0
MRAZEK, Petr	11	0	0	0	0	0	0
<b>TOTALS</b>	<b>15</b>	<b>39</b>	<b>70</b>	<b>109</b>	<b>123</b>	<b>5</b>	<b>1</b>
<b>OPPONENTS</b>	<b>15</b>	<b>42</b>	<b>70</b>	<b>112</b>	<b>127</b>	<b>16</b>	<b>0</b>
GOALTENDER	GP	MIN	GA	GAA	W-L	SO	SA
McELHINNEY, Curtis	5	268	9	2.01	3-2	0	128
MRAZEK, Petr	11	660	30	2.73	5-5	2	282

**Power Play Totals:** Hurricanes 5-52 (9.6%); Opponents 16-51 (31.4%)

**Penalty Killing:** Hurricanes 35-51 (68.6%); Opponents 47-52 (90.4%)

**Shots by Period:** Hurricanes 154-159-125-19=457; Opponents 136-147-121-9=413

# GAME-BY-GAME HISTORY

## 1980

### PRELIMINARY ROUND (Canadiens win series 3-0)

DATE	RESULT					GWG (OT TIME)	GOALIES: HFD/OPP (SAVES)	ATT.
April 8	HFD 1	at	MTL 6		Loss	Brian Engblom	Al Smith (31)/Denis Heron (20)	15,992
April 9	HFD 4	at	MTL 8		Loss	Bob Gainey	John Garrett (32)/Denis Heron (23)	15,242
April 11	MTL 4	at	HFD 3	OT	Loss	Yvon Lambert (0:29)	Al Smith (24)/Michel Larocque (25)	14,460

## 1981

Did not qualify

## 1982

Did not qualify

## 1983

Did not qualify

## 1984

Did not qualify

## 1985

Did not qualify

## 1986

### DIVISION SEMIFINAL (Whalers win series 3-0)

DATE	RESULT					GWG (OT TIME)	GOALIES: HFD/OPP (SAVES)	ATT.
April 9	HFD 3	at	QUE 2	OT	WIN	SYLVAIN TURGEON (2:36)	Mike Liut (37)/Clint Malarchuk (34)	14,504
April 10	HFD 4	at	QUE 1		WIN	PAUL MacDERMID	Mike Liut (26)/Clint Malarchuk (27)	14,562
April 12	QUE 4	at	HFD 9		WIN	ULF SAMUELSSON	Mike Liut (29)/Clint Malarchuk (9), Mario Gosselin (17)	15,126

### DIVISION FINAL (Canadiens win series 4-3)

DATE	RESULT					GWG (OT TIME)	GOALIES: HFD/OPP (SAVES)	ATT.
April 17	HFD 4	at	MTL 1		WIN	SYLVAIN TURGEON	Mike Liut (26)/Patrick Roy (20)	17,145
April 19	HFD 1	at	MTL 3		Loss	Guy Carbonneau	Mike Liut (27)/Patrick Roy (24)	17,657
April 21	MTL 4	at	HFD 1		Loss	Stephane Richer	Mike Liut (5), Steve Weeks (13)/Patrick Roy (20)	15,126
April 23	MTL 1	at	HFD 2	OT	WIN	KEVIN DINEEN (1:06)	Steve Weeks (18)/Patrick Roy (22)	15,126
April 25	HFD 3	at	MTL 5		Loss	Mike Lalor	Steve Weeks (25)/Patrick Roy (20)	17,660
April 27	MTL 0	at	HFD 1		WIN	KEVIN DINEEN	Mike Liut (32)/Patrick Roy (16)	15,126
April 29	HFD 1	at	MTL 2	OT	Loss	Claude Lemieux (5:55)	Mike Liut (30)/Patrick Roy (24)	17,546

## 1987

### DIVISION SEMIFINAL (Nordiques win series 4-2)

DATE	RESULT					GWG (OT TIME)	GOALIES: HFD/OPP (SAVES)	ATT.
April 8	QUE 2	at	HFD 3	OT	WIN	PAUL MacDERMID (2:20)	Mike Liut (23)/Mario Gosselin (38)	15,126
April 9	QUE 4	at	HFD 5		WIN	DANA MURZYN	Mike Liut (20)/Clint Malarchuk (24)	15,126
April 11	HFD 1	at	QUE 5		Loss	Peter Stastny	Mike Liut (11), Steve Weeks (21)/Mario Gosselin (29)	14,527
April 12	HFD 1	at	QUE 4		Loss	Michel Goulet	Mike Liut (33)/Mario Gosselin (28)	14,389
April 14	QUE 7	at	HFD 5		Loss	John Ogradnick	Mike Liut (17)/Mario Gosselin (38)	15,126
April 16	HFD 4	at	QUE 5	OT	Loss	Peter Stastny (6:05)	Mike Liut (29)/Mario Gosselin (31)	15,383

## 1988

### DIVISION SEMIFINAL (Canadiens win series 4-2)

DATE	RESULT					GWG (OT TIME)	GOALIES: HFD/OPP (SAVES)	ATT.
April 6	HFD 3	at	MTL 4		Loss	Stephane Richer	Mike Liut (22), Richard Brodeur (9)/Patrick Roy (21)	16,523
April 7	HFD 3	at	MTL 7		Loss	Claude Lemieux	Richard Brodeur (21)/Patrick Roy (28)	16,640
April 9	MTL 4	at	HFD 3		Loss	Ryan Walter	Mike Liut (24)/Patrick Roy (30)	15,223
April 10	MTL 5	at	HFD 7		WIN	KEVIN DINEEN	Mike Liut (26)/Patrick Roy (36)	15,061
April 12	HFD 3	at	MTL 1		WIN	CAREY WILSON	Richard Brodeur (22)/Brian Hayward (26)	16,687
April 14	MTL 2	at	HFD 1		Loss	Stephane Richer	Richard Brodeur (23)/Brian Hayward (19)	15,223

## 1989

### DIVISION SEMIFINAL (Canadiens win series 4-0)

DATE	RESULT					GWG (OT TIME)	GOALIES: HFD/OPP (SAVES)	ATT.
April 5	HFD 2	at	MTL 6		Loss	Ryan Walter	Kay Whitmore (27)/Patrick Roy (25)	16,005
April 6	HFD 2	at	MTL 3		Loss	Mike McPhee	Peter Sidorkiewicz (14)/Patrick Roy (27)	16,563
April 8	MTL 5	at	HFD 4	OT	Loss	Stephane Richer (5:01)	Peter Sidorkiewicz (23)/Brian Hayward (23)	13,363
April 9	MTL 4	at	HFD 3	OT	Loss	Russ Courtnall (15:12)	Kay Whitmore (36)/Patrick Roy (43)	12,245

# GAME-BY-GAME HISTORY

## 1990

### DIVISION SEMIFINAL (Bruins win series 4-3)

DATE	RESULT				GWG (OT TIME)	GOALIES: HFD/OPP (SAVES)	ATT.
April 5	HFD 4	at	BOS 3	WIN	RANDY LADOUCEUR	Peter Sidorkiewicz (33)/Rejean Lemelin (13)	14,448
April 7	HFD 1	at	BOS 3	Loss	Garry Galley	Peter Sidorkiewicz (32)/Andy Moog (25)	14,448
April 9	BOS 3	at	HFD 5	WIN	PAT VERBEEK	Peter Sidorkiewicz (32)/Andy Moog (22)	15,535
April 11	BOS 6	at	HFD 5	Loss	Dave Poulin	Peter Sidorkiewicz (23)/R. Lemelin (17), Andy Moog (7)	15,535
April 13	HFD 2	at	BOS 3	Loss	Cam Neely	Peter Sidorkiewicz (15)/Andy Moog (20)	14,448
April 15	BOS 2	at	HFD 3	OT WIN	KEVIN DINEEN (12:30)	Peter Sidorkiewicz (23)/Andy Moog (23)	15,535
April 17	HFD 1	at	BOS 3	Loss	Craig Janney	Peter Sidorkiewicz (22)/Andy Moog (27)	14,448

## 1991

### DIVISION SEMIFINAL (Bruins win series 4-2)

DATE	RESULT				GWG (OT TIME)	GOALIES: HFD/OPP (SAVES)	ATT.
April 3	HFD 5	at	BOS 2	WIN	ROB BROWN	Peter Sidorkiewicz (26)/Andy Moog (19)	14,448
April 5	HFD 3	at	BOS 4	Loss	Cam Neely	Peter Sidorkiewicz (36)/Andy Moog (24)	14,448
April 7	BOS 6	at	HFD 3	Loss	Dave Christian	Peter Sidorkiewicz (17)/Andy Moog (22)	15,635
April 9	BOS 3	at	HFD 4	WIN	ZARLEY ZALAPSKI	Peter Sidorkiewicz (32)/Andy Moog (30)	14,198
April 11	HFD 1	at	BOS 6	Loss	Dave Christian	Peter Sidorkiewicz (26)/Andy Moog (25)	14,448
April 13	BOS 3	at	HFD 1	Loss	Bob Sweeney	Peter Sidorkiewicz (13)/Andy Moog (31)	15,635

## 1992

### DIVISION SEMIFINAL (Canadiens win series 4-3)

DATE	RESULT				GWG (OT TIME)	GOALIES: HFD/OPP (SAVES)	ATT.
April 19	HFD 0	at	MTL 2	Loss	Gilbert Dionne	Frank Pietrangelo (28)/Patrick Roy (32)	16,624
April 21	HFD 2	at	MTL 5	Loss	Kirk Muller	Frank Pietrangelo (23)/Patrick Roy (15)	16,627
April 23	MTL 2	at	HFD 5	WIN	JOHN CULLEN	Frank Pietrangelo (32)/Patrick Roy (28)	6,728
April 25	MTL 1	at	HFD 3	WIN	RANDY CUNNEYWORTH	Frank Pietrangelo (24)/Patrick Roy (33)	10,071
April 27	HFD 4	at	MTL 7	Loss	Kirk Muller	Frank Pietrangelo (23), Kay Whitmore (4)/P. Roy (19)	16,693
April 29	MTL 1	at	HFD 2	OT WIN	YVON CORRIVEAU (0:24)	Frank Pietrangelo (42)/Patrick Roy (24)	8,262
May 1	HFD 2	at	MTL 3	2 OT Loss	Russ Courtnall (25:26)	Frank Pietrangelo (53)/Patrick Roy (39)	17,718

## 1993

Did not qualify

## 1994

Did not qualify

## 1995

Did not qualify

## 1996

Did not qualify

## 1997

Did not qualify

## 1998

Did not qualify

## 1999

### CONFERENCE QUARTERFINAL (Bruins win series 4-2)

DATE	RESULT				GWG (OT TIME)	GOALIES: CAR/OPP (SAVES)	ATT.
April 22	BOS 2	at	CAR 0	Loss	Rob DiMaio	Arturs Irbe (27)/Byron Dafoe (19)	11,059
April 24	BOS 2	at	CAR 3	OT WIN	RAY SHEPPARD (17:05)	Arturs Irbe (22)/Byron Dafoe (27)	11,059
April 26	CAR 3	at	BOS 2	WIN	ROBERT KRON	Arturs Irbe (24)/Byron Dafoe (18)	17,565
April 28	CAR 1	at	BOS 4	Loss	Landon Wilson	Arturs Irbe (26)/Byron Dafoe (22)	17,565
April 30	BOS 4	at	CAR 3	2 OT Loss	Anson Carter (34:45)	Arturs Irbe (48)/Byron Dafoe (37)	11,059
May 2	CAR 0	at	BOS 2	Loss	Joe Thornton	Arturs Irbe (19)/Byron Dafoe (31)	17,565

## 2000

Did not qualify

# GAME-BY-GAME HISTORY

## 2001

### CONFERENCE QUARTERFINAL (Devils win series 4-2)

DATE	RESULT				GWG (OT TIME)	GOALIES: CAR/OPP (SAVES)	ATT.
April 12	CAR 1	at	NJ 5	Loss	Bobby Holik	Arturs Irbe (31)/Martin Brodeur (17)	19,040
April 15	CAR 0	at	NJ 2	Loss	Alexander Mogilny	Arturs Irbe (27)/Martin Brodeur (18)	19,040
April 17	NJ 4	at	CAR 0	Loss	Bobby Holik	Arturs Irbe (20)/Martin Brodeur (18)	17,525
April 18	NJ 2	at	CAR 3	OT WIN	ROD BRIND'AMOUR (0:46)	Arturs Irbe (32)/Martin Brodeur (30)	14,339
April 20	CAR 3	at	NJ 2	WIN	JEFF O'NEILL	Arturs Irbe (37)/Martin Brodeur (11)	19,040
April 22	NJ 5	at	CAR 1	Loss	Sergei Brylin	Arturs Irbe (34)/Martin Brodeur (14)	18,730

## 2002

### CONFERENCE QUARTERFINAL (Hurricanes win series 4-2)

DATE	RESULT				GWG (OT TIME)	GOALIES: CAR/OPP (SAVES)	ATT.
April 17	NJ 1	at	CAR 2	WIN	ERIK COLE	Arturs Irbe (34)/Martin Brodeur (15)	15,401
April 19	NJ 1	at	CAR 2	OT WIN	BATES BATTAGLIA (15:26)	Arturs Irbe (30)/Martin Brodeur (26)	18,730
April 21	CAR 0	at	NJ 4	Loss	Brian Gionta	Arturs Irbe (9), Kevin Weekes (22)/Martin Brodeur (16)	17,004
April 23	CAR 1	at	NJ 3	Loss	Brian Gionta	Arturs Irbe (6), Kevin Weekes (13)/Martin Brodeur (23)	17,057
April 24	NJ 2	at	CAR 3	OT WIN	JOSEF VASICEK (8:16)	Kevin Weekes (40)/Martin Brodeur (35)	18,336
April 27	CAR 1	at	NJ 0	WIN	RON FRANCIS	Kevin Weekes (32)/Martin Brodeur (21)	17,104

### CONFERENCE SEMIFINAL (Hurricanes win series 4-2)

DATE	RESULT				GWG (OT TIME)	GOALIES: CAR/OPP (SAVES)	ATT.
May 3	MTL 0	at	CAR 2	WIN	RON FRANCIS	Kevin Weekes (25)/Jose Theodore (36)	18,809
May 5	MTL 4	at	CAR 1	Loss	Andrei Markov	Kevin Weekes (12)/Jose Theodore (45)	18,730
May 7	CAR 1	at	MTL 2	OT Loss	Donald Audette (2:26)	Kevin Weekes (18)/Jose Theodore (33)	21,273
May 9	CAR 4	at	MTL 3	OT WIN	NICLAS WALLIN (3:14)	Kevin Weekes (7), Arturs Irbe (10)/Jose Theodore (36)	21,273
May 12	MTL 1	at	CAR 5	WIN	ROD BRIND'AMOUR	Arturs Irbe (30)/Jose Theodore (26)	18,853
May 13	CAR 8	at	MTL 2	WIN	SEAN HILL	Arturs Irbe (31)/Jose Theodore (8), Stephane Fiset (16)	21,273

### CONFERENCE FINAL (Hurricanes win series 4-2)

DATE	RESULT				GWG (OT TIME)	GOALIES: CAR/OPP (SAVES)	ATT.
May 16	TOR 2	at	CAR 1	Loss	Jonas Hoglund	Arturs Irbe (22)/Curtis Joseph (31)	18,730
May 19	TOR 1	at	CAR 2	OT WIN	NICLAS WALLIN (13:42)	Arturs Irbe (26)/Curtis Joseph (31)	18,924
May 21	CAR 2	at	TOR 1	OT WIN	JEFF O'NEILL (6:01)	Arturs Irbe (20)/Curtis Joseph (15)	19,293
May 23	CAR 3	at	TOR 0	WIN	JAROSLAV SVOBODA	Arturs Irbe (31)/Curtis Joseph (12)	19,299
May 25	TOR 1	at	CAR 0	Loss	Darcy Tucker	Arturs Irbe (18)/Curtis Joseph (27)	19,016
May 28	CAR 2	at	TOR 1	OT WIN	MARTIN GELINAS (8:05)	Arturs Irbe (35)/Curtis Joseph (33)	19,327

### STANLEY CUP FINAL (Red Wings win series 4-1)

DATE	RESULT				GWG (OT TIME)	GOALIES: CAR/OPP (SAVES)	ATT.
June 4	CAR 3	at	DET 2	OT WIN	RON FRANCIS (0:58)	Arturs Irbe (23)/Dominik Hasek (23)	20,058
June 6	CAR 1	at	DET 3	Loss	Nicklas Lidstrom	Arturs Irbe (27)/Dominik Hasek (16)	20,058
June 8	DET 3	at	CAR 2	3OT Loss	Igor Larionov (54:47)	Arturs Irbe (50)/Dominik Hasek (41)	18,982
June 10	DET 3	at	CAR 0	Loss	Brett Hull	Arturs Irbe (24)/Dominik Hasek (17)	18,986
June 13	CAR 1	at	DET 3	Loss	Brendan Shanahan	Arturs Irbe (24)/Dominik Hasek (16)	20,058

## 2003

Did not qualify

## 2004

Did not qualify

## 2005

No season held

## 2006

### CONFERENCE QUARTERFINAL (Hurricanes win series 4-2)

DATE	RESULT				GWG (OT TIME)	GOALIES: CAR/OPP (SAVES)	ATT.
April 22	MTL 6	at	CAR 1	Loss	Radek Bonk	Martin Gerber (15)/Cristobal Huet (42)	18,812
April 24	MTL 6	at	CAR 5	2OT Loss	Michael Ryder (22:32)	Martin Gerber (10), Cam Ward (20)/Cristobal Huet (41)	18,730
April 26	CAR 2	at	MTL 1	OT WIN	ERIC STAAL (3:38)	Cam Ward (27)/Cristobal Huet (34)	21,273
April 28	CAR 3	at	MTL 2	WIN	ROD BRIND'AMOUR	Cam Ward (23)/Cristobal Huet (27)	21,273
April 30	MTL 1	at	CAR 2	WIN	MATT CULLEN	Cam Ward (30)/Cristobal Huet (26)	18,887
May 2	CAR 2	at	MTL 1	OT WIN	CORY STILLMAN (1:19)	Cam Ward (25)/Cristobal Huet (27)	21,273



# GAME-BY-GAME HISTORY

## CONFERENCE SEMIFINAL *(Hurricanes win series 4-1)*

DATE	RESULT		GWG (OT TIME)	GOALIES: CAR/OPP (SAVES)	ATT.
May 6	NJ 0 at CAR 6	WIN	RAY WHITNEY	Cam Ward (21)/Martin Brodeur (29), Scott Clemmensen (3)	18,730
May 8	NJ 2 at CAR 3	OT WIN	NICLAS WALLIN (3:09)	Cam Ward (21)/Martin Brodeur (35)	18,730
May 10	CAR 3 at NJ 2	WIN	ROD BRIND'AMOUR	Cam Ward (28)/Martin Brodeur (21)	16,862
May 13	CAR 1 at NJ 5	Loss	Jay Pandolfo	Cam Ward (13), Martin Gerber (15)/Martin Brodeur (19)	17,585
May 14	NJ 1 at CAR 4	WIN	CORY STILLMAN	Cam Ward (17)/Martin Brodeur (27)	18,730

## CONFERENCE FINAL *(Hurricanes win series 4-3)*

DATE	RESULT		GWG (OT TIME)	GOALIES: CAR/OPP (SAVES)	ATT.
May 20	BUF 3 at CAR 2	Loss	Jay McKee	Cam Ward (24)/Ryan Miller (29)	18,730
May 22	BUF 3 at CAR 4	WIN	JUSTIN WILLIAMS	Cam Ward (16)/Ryan Miller (31)	18,730
May 24	CAR 3 at BUF 4	Loss	Ales Kotalik	Cam Ward (22), Martin Gerber (7)/Ryan Miller (24)	18,690
May 26	CAR 4 at BUF 0	WIN	MARK RECCHI	Martin Gerber (22)/Ryan Miller (17)	18,690
May 28	BUF 3 at CAR 4	OT WIN	CORY STILLMAN (8:46)	Martin Gerber (8), Cam Ward (15)/Ryan Miller (22)	18,730
May 30	CAR 1 at BUF 2	OT Loss	Daniel Briere (4:22)	Cam Ward (29)/Ryan Miller (25)	18,690
June 1	BUF 2 at CAR 4	WIN	ROD BRIND'AMOUR	Cam Ward (22)/Ryan Miller (24)	18,730

## STANLEY CUP FINAL *(Hurricanes win series 4-3)*

DATE	RESULT		GWG (OT TIME)	GOALIES: CAR/OPP (SAVES)	ATT.
June 5	EDM 4 at CAR 5	WIN	ROD BRIND'AMOUR	Cam Ward (34)/Dwayne Roloson (19), Ty Conklin (2)	18,797
June 7	EDM 0 at CAR 5	WIN	ANDREW LADD	Cam Ward (25)/Jussi Markkanen (21)	18,928
June 10	CAR 1 at EDM 2	Loss	Ryan Smyth	Cam Ward (28)/Jussi Markkanen (24)	16,839
June 12	CAR 2 at EDM 1	WIN	MARK RECCHI	Cam Ward (20)/Jussi Markkanen (18)	16,839
June 14	EDM 4 at CAR 3	OT Loss	Fernando Pisani (3:31)	Cam Ward (25)/Jussi Markkanen (21)	18,974
June 17	CAR 0 at EDM 4	Loss	Fernando Pisani	Cam Ward (30)/Jussi Markkanen (16)	16,839
June 19	EDM 1 at CAR 3	WIN	FRANTISEK KABERLE	Cam Ward (22)/Jussi Markkanen (24)	18,978

## 2007

*Did not qualify*

## 2008

*Did not qualify*

## 2009

### CONFERENCE QUARTERFINAL *(Hurricanes win series 4-3)*

DATE	RESULT		GWG (OT TIME)	GOALIES: CAR/OPP (SAVES)	ATT.
April 15	CAR 1 at NJ 4	Loss	Zach Parise	Cam Ward (35)/Martin Brodeur (18)	17,625
April 17	CAR 2 at NJ 1	OT WIN	TIM GLEASON (2:40)	Cam Ward (33)/Martin Brodeur (30)	17,625
April 19	NJ 3 at CAR 2	OT Loss	Travis Zajac (4:58)	Cam Ward (32)/Martin Brodeur (28)	17,971
April 21	NJ 3 at CAR 4	WIN	JUSSI JOKINEN	Cam Ward (26)/Martin Brodeur (42)	17,465
April 23	CAR 0 at NJ 1	Loss	David Clarkson	Cam Ward (41)/Martin Brodeur (44)	17,625
April 26	NJ 0 at CAR 4	WIN	RAY WHITNEY	Cam Ward (28)/Martin Brodeur (33)	18,680
April 28	CAR 4 at NJ 3	WIN	ERIC STAAL	Cam Ward (32)/Martin Brodeur (27)	17,625

### CONFERENCE SEMIFINAL *(Hurricanes win series 4-3)*

DATE	RESULT		GWG (OT TIME)	GOALIES: CAR/OPP (SAVES)	ATT.
May 1	CAR 1 at BOS 4	Loss	Marc Savard	Cam Ward (20)/Tim Thomas (26)	17,565
May 3	CAR 3 at BOS 0	WIN	JOE CORVO	Cam Ward (36)/Tim Thomas (22)	17,565
May 6	BOS 2 at CAR 3	OT WIN	JUSSI JOKINEN (2:48)	Cam Ward (21)/Tim Thomas (38)	18,680
May 8	BOS 1 at CAR 4	WIN	JUSSI JOKINEN	Cam Ward (20)/Tim Thomas (27)	18,878
May 10	CAR 0 at BOS 4	Loss	Mark Recchi	Cam Ward (36)/Tim Thomas (19)	17,565
May 12	BOS 4 at CAR 2	Loss	Marc Savard	Cam Ward (15)/Tim Thomas (31)	18,680
May 14	CAR 3 at BOS 2	OT WIN	SCOTT WALKER (18:46)	Cam Ward (34)/Tim Thomas (34)	17,565

### CONFERENCE FINAL *(Penguins win series 4-0)*

DATE	RESULT		GWG (OT TIME)	GOALIES: CAR/OPP (SAVES)	ATT.
May 18	CAR 2 at PIT 3	Loss	Philippe Boucher	Cam Ward (28)/Marc-Andre Fleury (23)	17,132
May 21	CAR 4 at PIT 7	Loss	Evgeni Malkin	Cam Ward (35)/Marc-Andre Fleury (24)	17,132
May 23	PIT 6 at CAR 2	Loss	Evgeni Malkin	Cam Ward (34)/Marc-Andre Fleury (32)	18,789
May 26	PIT 4 at CAR 1	Loss	Maxime Talbot	Cam Ward (21)/Marc-Andre Fleury (30)	18,680

## 2010

*Did not qualify*

## 2011

*Did not qualify*

# GAME-BY-GAME HISTORY

## 2012

Did not qualify

## 2013

Did not qualify

## 2014

Did not qualify

## 2015

Did not qualify

## 2016

Did not qualify

## 2017

Did not qualify

## 2018

Did not qualify

## 2019

### FIRST ROUND (Hurricanes win series 4-3)

DATE	RESULT					GWG (OT TIME)	GOALIES: CAR/OPP (SAVES)	ATT.
April 11	CAR 2	at	WSH 4		Loss	Alex Ovechkin	Petr Mrazek (14)/Braden Holtby (27)	18,506
April 13	CAR 3	at	WSH 4	OT	Loss	Brooks Orpik (1:48)	Petr Mrazek (29)/Braden Holtby (25)	18,506
April 15	WSH 0	at	CAR 5		WIN	WARREN FOEGELE	Petr Mrazek (18)/Braden Holtby (40)	18,783
April 18	WSH 1	at	CAR 2		WIN	TEUVO TERAVAINEN	Petr Mrazek (30)/Braden Holtby (22)	19,202
April 20	CAR 0	at	WSH 6		Loss	Nicklas Backstrom	Petr Mrazek (22)/Braden Holtby (30)	18,506
April 22	WSH 2	at	CAR 5		WIN	JORDAN STAAL	Petr Mrazek (23)/Braden Holtby (31)	18,913
April 24	CAR 4	at	WSH 3	2OT	WIN	BROCK MCGINN (31:05)	Petr Mrazek (34)/Braden Holtby (38)	18,506

### SECOND ROUND (Hurricanes win series 4-0)

DATE	RESULT					GWG (OT TIME)	GOALIES: CAR/OPP (SAVES)	ATT.
April 26	CAR 1	at	NYI 0	OT	WIN	JORDAN STAAL (4:04)	Petr Mrazek (31)/Robin Lehner (31)	15,795
April 28	CAR 2	at	NYI 1		WIN	NINO NIEDERREITER	Petr Mrazek (9), Curtis McElhinney (17)/Robin Lehner (16)	15,795
May 1	NYI 2	at	CAR 5		WIN	JUSTIN WILLIAMS	Curtis McElhinney (28)/Robin Lehner (33)	19,066
May 3	NYI 2	at	CAR 5		WIN	GREG McKEGG	Curtis McElhinney (26)/Robin Lehner (8), Thomas Greiss (8)	19,495

### CONFERENCE FINAL (Bruins win series 4-0)

DATE	RESULT					GWG (OT TIME)	GOALIES: CAR/OPP (SAVES)	ATT.
May 9	CAR 2	at	BOS 5		Loss	Patrice Bergeron	Petr Mrazek (23)/Tuukka Rask (29)	17,565
May 12	CAR 2	at	BOS 6		Loss	Connor Clifton	Petr Mrazek (19)/Tuukka Rask (21)	17,565
May 14	BOS 2	at	CAR 1		Loss	Brad Marchand	Curtis McElhinney (29)/Tuukka Rask (35)	18,768
May 16	BOS 4	at	CAR 0		Loss	David Pastrnak	Curtis McElhinney (19)/Tuukka Rask (24)	19,041

## 2020

All games played at Scotiabank Arena in Toronto, Ont.

### QUALIFYING ROUND (Hurricanes win series 3-0)

DATE	RESULT					GWG (OT TIME)	GOALIES: CAR/OPP (SAVES)	ATT.
August 1	NYR 2	at	CAR 3		WIN	MARTIN NECAS	Petr Mrazek (24)/Henrik Lundqvist (34)	0
August 3	NYR 1	at	CAR 4		WIN	ANDREI SVECHNIKOV	Petr Mrazek (23)/Henrik Lundqvist (30)	0
August 4	CAR 4	at	NYR 1		WIN	WARREN FOEGELE	James Reimer (37)/Igor Shesterkin (27)	0

### FIRST ROUND (Bruins win series 4-1)

DATE	RESULT					GWG (OT TIME)	GOALIES: CAR/OPP (SAVES)	ATT.
August 12	CAR 3	at	BOS 4	OT	Loss	Patrice Bergeron (21:13)	Petr Mrazek (36)/Tuukka Rask (25)	0
August 13	CAR 3	at	BOS 2		WIN	DOUGIE HAMILTON	James Reimer (33)/Tuukka Rask (23)	0
August 15	BOS 3	at	CAR 1		Loss	Sean Kuraly	Petr Mrazek (36)/Jaroslav Halak (29)	0
August 17	BOS 4	at	CAR 3		Loss	Jake DeBrusk	James Reimer (29)/Jaroslav Halak (16)	0
August 19	CAR 1	at	BOS 5		Loss	Patrice Bergeron	Petr Mrazek (25)/Jaroslav Halak (23)	0

# OVERTIME HISTORY

	DATE	OPPONENT	ROUND	GAME	GOAL SCORER	TIME	SCORE
1.	4/11/1980	Montreal	Preliminary Round	3	Yvon Lambert	0:29	L, 4-3
2.	4/9/1986	at Quebec	Division Semifinal	1	Sylvain Turgeon	2:36	W, 3-2
3.	4/23/1986	Montreal	Division Final	4	Kevin Dineen	1:06	W, 2-1
4.	4/29/1986	at Montreal	Division Final	7	Claude Lemieux	5:55	L, 2-1
5.	4/8/1987	Quebec	Division Semifinal	1	Paul MacDermid	2:20	W, 3-2
6.	4/16/1987	at Quebec	Division Semifinal	6	Peter Stastny	6:05	L, 5-4
7.	4/8/1989	Montreal	Division Semifinal	3	Stephane Richer	5:01	L, 5-4
8.	4/9/1989	Montreal	Division Semifinal	4	Russ Courtnall	15:12	L, 4-3
9.	4/15/1990	Boston	Division Semifinal	6	Kevin Dineen	12:30	W, 3-2
10.	4/29/1992	Hartford	Division Semifinal	6	Yvon Corriveau	0:24	W, 2-1
11.	5/1/1992	at Montreal	Division Semifinal	7	Russ Courtnall	25:26	L, 3-2
12.	4/24/1999	Boston	Conference Quarterfinal	2	Ray Sheppard	17:05	W, 3-2
13.	4/30/1999	Boston	Conference Quarterfinal	5	Anson Carter	34:45	L, 4-3
14.	4/18/2001	New Jersey	Conference Quarterfinal	4	Rod Brind'Amour	0:46	W, 3-2
15.	4/19/2002	New Jersey	Conference Quarterfinal	2	Bates Battaglia	15:26	W, 2-1
16.	4/24/2002	New Jersey	Conference Quarterfinal	5	Josef Vasicek	8:16	W, 3-2
17.	5/7/2002	at Montreal	Conference Semifinal	3	Donald Audette	2:26	L, 2-1
18.	5/9/2002	at Montreal	Conference Semifinal	4	Niclas Wallin	3:14	W, 4-3
19.	5/19/2002	Toronto	Conference Final	2	Niclas Wallin	13:42	W, 2-1
20.	5/21/2002	at Toronto	Conference Final	3	Jeff O'Neill	6:01	W, 2-1
21.	5/28/2002	at Toronto	Conference Final	6	Martin Gelinus	8:05	W, 2-1
22.	6/4/2002	at Detroit	Stanley Cup Final	1	Ron Francis	0:58	W, 3-2
23.	6/8/2002	Detroit	Stanley Cup Final	3	Igor Larionov	54:47	L, 3-2
24.	4/24/2006	Montreal	Conference Quarterfinal	2	Michael Ryder	22:32	L, 6-5
25.	4/26/2006	at Montreal	Conference Quarterfinal	3	Eric Staal	3:38	W, 2-1
26.	5/2/2006	at Montreal	Conference Quarterfinal	6	Cory Stillman	1:19	W, 2-1
27.	5/8/2006	New Jersey	Conference Semifinal	2	Niclas Wallin	3:09	W, 3-2
28.	5/28/2006	Buffalo	Conference Final	5	Cory Stillman	8:46	W, 4-3
29.	5/30/2006	at Buffalo	Conference Final	6	Daniel Briere	4:22	L, 2-1
30.	6/14/2006	Edmonton	Stanley Cup Final	5	Fernando Pisani	3:31	L, 4-3
31.	4/17/2009	at New Jersey	Conference Quarterfinal	2	Tim Gleason	2:40	W, 2-1
32.	4/19/2009	New Jersey	Conference Quarterfinal	3	Travis Zajac	4:58	L, 3-2
33.	5/6/2009	Boston	Conference Semifinal	3	Jussi Jokinen	2:48	W, 3-2
34.	5/14/2009	at Boston	Conference Semifinal	7	Scott Walker	18:46	W, 3-2
35.	4/13/2019	at Washington	First Round	2	Brooks Orpik	1:48	L, 4-3
36.	4/24/2019	at Washington	First Round	7	Brock McGinn	31:05	W, 4-3
37.	4/26/2019	at NY Islanders	Second Round	1	Jordan Staal	4:04	W, 1-0
38.	8/12/2020	at Boston	First Round	1	Patrice Bergeron	21:13	L, 4-3

## OVERTIME RECORD BY SEASON

YEAR	GP	OVERALL	HOME	AWAY
1980	1	0-1	0-1	0-0
1986	3	2-1	1-0	1-1
1987	2	1-1	1-0	0-1
1988	0	0-0	0-0	0-0
1989	2	0-2	0-2	0-0
1990	1	1-0	1-0	0-0
1991	0	0-0	0-0	0-0
1992	2	1-1	1-0	0-1
1999	2	1-1	1-1	0-0
2001	1	1-0	1-0	0-0
2002	9	7-2	3-1	4-1
2006	7	4-3	2-2	2-1
2009	4	3-1	1-1	2-0
2019	3	2-1	0-0	2-1
2020	1	0-1	0-0	0-1
<b>TOTALS</b>	<b>38</b>	<b>23-15</b>	<b>12-8</b>	<b>11-7</b>

# CLINCH/ELIMINATION RECORDS

## CHANCE TO CLINCH SERIES

	DATE	OPPONENT	ROUND	GAME	GOALTENDER	GWG	SCORE
1.	4/12/1986	Quebec	Division Semifinal	3	Mike Liut	Ulf Samuelsson	W, 9-4
2.	4/29/1986	at Montreal	Division Final	7	Mike Liut	---	L, 2-1 (OT)
3.	4/17/1990	at Boston	Division Semifinal	7	Peter Sidorkiewicz	---	L, 3-1
4.	5/1/1992	at Montreal	Division Semifinal	7	Frank Pietrangelo	---	L, 3-2 (2OT)
5.	4/27/2002	at New Jersey	Conference Quarterfinal	6	Kevin Weekes	Ron Francis	W, 1-0
6.	5/13/2002	at Montreal	Conference Semifinal	6	Arturs Irbe	Sean Hill	W, 8-2
7.	5/25/2002	Toronto	Conference Final	5	Arturs Irbe	---	L, 1-0
8.	5/28/2002	at Toronto	Conference Final	6	Arturs Irbe	Martin Gelinias	W, 2-1 (OT)
9.	5/2/2006	at Montreal	Conference Quarterfinal	6	Cam Ward	Cory Stillman	W, 2-1 (OT)
10.	5/13/2006	at New Jersey	Conference Semifinal	4	Cam Ward	---	L, 5-1
11.	5/14/2006	New Jersey	Conference Semifinal	5	Cam Ward	Cory Stillman	W, 4-1
12.	5/30/2006	at Buffalo	Conference Final	6	Cam Ward	---	L, 2-1 (OT)
13.	6/1/2006	Buffalo	Conference Final	7	Cam Ward	Rod Brind'Amour	W, 4-2
14.	6/14/2006	Edmonton	Stanley Cup Final	5	Cam Ward	---	L, 4-3 (OT)
15.	6/17/2006	at Edmonton	Stanley Cup Final	6	Cam Ward	---	L, 4-0
16.	6/19/2006	Edmonton	Stanley Cup Final	7	Cam Ward	Frantisek Kaberle	W, 3-1
17.	4/28/2009	at New Jersey	Conference Quarterfinal	7	Cam Ward	Eric Staal	W, 4-3
18.	5/10/2009	at Boston	Conference Semifinal	5	Cam Ward	---	L, 4-0
19.	5/12/2009	Boston	Conference Semifinal	6	Cam Ward	---	L, 4-2
20.	5/14/2009	at Boston	Conference Semifinal	7	Cam Ward	Scott Walker	W, 3-2 (OT)
21.	4/24/2019	at Washington	First Round	7	Petr Mrazek	Brock McGinn	W, 4-3 (2OT)
22.	5/3/2019	NY Islanders	Second Round	4	Curtis McElhinney	Greg McKegg	W, 5-2
23.	8/4/2020	at NY Rangers	Qualifying Round	3	James Reimer	Warren Foegele	W, 4-1

**Record: 13-10**

## FACING ELIMINATION

	DATE	OPPONENT	ROUND	GAME	GOALTENDER	GWG	SCORE
1.	4/11/1980	Montreal	Preliminary Round	3	Al Smith	---	L, 4-3 (OT)
2.	4/27/1986	Montreal	Division Final	6	Mike Liut	Kevin Dineen	W, 1-0
3.	4/29/1986	at Montreal	Division Final	7	Mike Liut	---	L, 2-1 (OT)
4.	4/16/1987	at Quebec	Division Semifinal	6	Mike Liut	---	L, 5-4 (OT)
5.	4/10/1988	Montreal	Division Semifinal	4	Mike Liut	Kevin Dineen	W, 7-5
6.	4/12/1988	at Montreal	Division Semifinal	5	Richard Brodeur	Carey Wilson	W, 3-1
7.	4/14/1988	Montreal	Division Semifinal	6	Richard Brodeur	---	L, 2-1
8.	4/9/1989	Montreal	Division Semifinal	4	Kay Whitmore	---	L, 4-3 (OT)
9.	4/15/1990	Boston	Division Semifinal	6	Peter Sidorkiewicz	Kevin Dineen	W, 3-2 (OT)
10.	4/17/1990	at Boston	Division Semifinal	7	Peter Sidorkiewicz	---	L, 3-1
11.	4/13/1991	Boston	Division Semifinal	6	Peter Sidorkiewicz	---	L, 3-1
12.	4/29/1992	Montreal	Division Semifinal	6	Frank Pietrangelo	Yvon Corriveau	W, 2-1 (OT)
13.	5/1/1992	at Montreal	Division Semifinal	7	Frank Pietrangelo	---	L, 3-2 (2OT)
14.	5/2/1999	at Boston	Conference Quarterfinal	6	Arturs Irbe	---	L, 2-0
15.	4/18/2001	New Jersey	Conference Quarterfinal	4	Arturs Irbe	Rod Brind'Amour	W, 3-2 (OT)
16.	4/20/2001	at New Jersey	Conference Quarterfinal	5	Arturs Irbe	Jeff O'Neill	W, 3-2
17.	4/22/2001	New Jersey	Conference Quarterfinal	6	Arturs Irbe	---	L, 5-1
18.	6/13/2002	at Detroit	Stanley Cup Final	5	Arturs Irbe	---	L, 3-1
19.	6/1/2006	Buffalo	Conference Final	7	Cam Ward	Rod Brind'Amour	W, 4-2
20.	6/19/2006	Edmonton	Stanley Cup Final	7	Cam Ward	Frantisek Kaberle	W, 3-1
21.	4/26/2009	New Jersey	Conference Quarterfinal	6	Cam Ward	Ray Whitney	W, 4-0
22.	4/28/2009	at New Jersey	Conference Quarterfinal	7	Cam Ward	Eric Staal	W, 4-3
23.	5/14/2009	at Boston	Conference Semifinal	7	Cam Ward	Scott Walker	W, 3-2 (OT)
24.	5/26/2009	Pittsburgh	Conference Final	4	Cam Ward	---	L, 4-1
25.	4/22/2019	Washington	First Round	6	Petr Mrazek	Jordan Staal	W, 5-2
26.	4/24/2019	at Washington	First Round	7	Petr Mrazek	Brock McGinn	W, 4-3 (2OT)
27.	5/16/2019	Boston	Conference Final	4	Curtis McElhinney	---	L, 4-0
28.	8/19/2020	at Boston	First Round	5	Petr Mrazek	---	L, 2-1

**Record: 14-14**

**20** SEBASTIAN  
AHO



# GENERAL INFO

Media and NHL Information

# **MEDIA INFORMATION**

---

The Carolina Hurricanes extend a cordial welcome to all media covering our home games. We appreciate the coverage you provide us, and we will do everything possible to assist you in your game duties.

The following is some information relating to our game night operation and press box which you should read carefully. Your cooperation in following these guidelines is much appreciated.

## **COMMUNICATIONS DEPARTMENT**

---

### **MIKE SUNDHEIM**

Vice President of Communications and Team Services

*Office:* 919/861-5477    *Home:* 919/233-7322

*Mobile:* 919/522-4583    *Email:* mikes@carolinahurricanes.com    *Twitter:* @MikeSundheim

### **MIKE BROWN**

Manager of Communications

*Office:* 919/861-5429

*Mobile:* 207/752-4740    *Email:* michaelb@carolinahurricanes.com    *Twitter:* @mike\_brownie

### **DAVID PIPER**

Communications Coordinator

*Office:* 919/861-7148

*Mobile:* 252/373-9313    *Email:* davidp@carolinahurricanes.com    *Twitter:* @davidjpiper

Department website: [CanesPR.com](http://CanesPR.com)

## **MEDIA ACCESS POLICY**

---

In accordance with the NHL's media policies, all interviews during the 2021 Stanley Cup Playoffs will be conducted via Zoom. There will be no direct in-person interaction between media members and any Hurricanes players, coaches or support staff.

If you would like to receive text and email updates about the timing of post-practice and postgame player and coach Zoom calls, please email Mike Brown at michaelb@carolinahurricanes.com.

The Hurricanes will hold practices and morning skates at both PNC Arena and Wake Competition Center during the 2021 Stanley Cup Playoffs. All practices and morning skates will be open to full-season credentialed media but closed to the public.

## **CREDENTIALS**

---

Due to the NHL's COVID-19 protocols, access to Hurricanes' games, practices and morning skates will be strictly limited to full-season credential holders. Single-game credentials will only be issued to approved visiting team and national media members. Media who are not permitted to attend games, practices and morning skates will be granted access to all Zoom media availabilities.

## **WAKE COMPETITION CENTER**

---

Full-season credentialed media members who wish to attend practice must enter Wake Competition Center through the main entrance, where they will sign-in and undergo a temperature check. Media seating will be available in the red bleachers and video cameras will be able to set up on the platforms on either side of the top of the bleachers. To access the bleacher area, media must enter and exit around the right side (Area A) of the Red Rink, and circle behind the team's benches in order to not cross paths with the team's ice entrance.

## **PNC ARENA**

---

Full-season credentialed media members must enter through the VIP Entrance, where they will sign-in and undergo a temperature check. Media seating will be located in the press box on the top floor (5) of PNC Arena, accessible via the south elevators. For games, media members will not be permitted access to PNC Arena until one hour prior to puck drop and no media meal will be provided this season. Media parking will be available in the East (black) lot near the media entrance, which is the VIP entrance on the South end of the building, adjacent to the box office.

Media present at PNC Arena or Wake Competition Center must wear face coverings at all times, participate in daily temperature checks prior to entry, remain at least six-feet apart from other media members and Hurricanes staff at all times, and sign a waiver daily attesting to be free of COVID-19 symptoms. If a media member has a COVID-19 symptom, has had exposure to someone with COVID-19 or COVID-19 symptoms, or if they have a temperature, they will not be admitted entry to PNC Arena or Wake Competition Center. Media members who meet any of these criteria will need to follow up with their own physician for care and will require a letter from their physician providing written medical clearance before they will be admitted entry to PNC Arena or Wake Competition Center.

## DIRECTIONS TO PNC ARENA

FROM RDU AIRPORT:

I-40 East to Wade Avenue exit... Take Edwards Mill Rd./Arena Exit and bear right... PNC Arena is on the left.

## DIRECTIONS TO WAKE COMPETITION CENTER (PRACTICE FACILITY)

FROM RDU AIRPORT:

Airport Blvd/John Brantley Blvd... Turn left onto McCrimmon Pkwy... Wake Competition Center is on the left.

## PRINT AND WEB

### ASHEBORO COURIER-TRIBUNE

P.O. Box 340  
Asheboro, NC 27204  
336/626-6133; **Fax:** 336/626-7074  
**Sports Editor:** Dennis Garcia  
dgarcia@courier-tribune.com

### THE ATHLETIC

theathletic.com  
**Writer:** Sara Civian  
sara.civian@gmail.com

### BURLINGTON TIMES-NEWS

707 South Main St.  
Burlington, NC 27215  
336/506-3050; **Fax:** 336/229-2463

### CANES COUNTRY

canescountry.com  
**Writer:** Brian Leblanc  
bdleblanc@gmail.com

### HERALD-SUN OF DURHAM

1530 N. Gregson St. Suite 2A  
Durham, NC 27701  
919/419-6500; **Fax:** 919/419-6889

### INDEPENDENT WEEKLY

indyweek.com  
320 E. Chapel Hill St. Suite 200  
Durham, NC 27701  
919/286-1972

### NEWS & OBSERVER

421 Fayetteville St. Suite 104  
Raleigh, NC 27602  
919/829-4500  
**Writers:** Chip Alexander  
calexander@newsobserver.com  
Luke DeCock  
ldecoc@newsobserver.com  
**Multimedia Editor:** Scott Sharpe  
ssharp@newsobserver.com

### NORTH STATE JOURNAL

nsjonline.com  
819 W. Hargett St.  
Raleigh, North Carolina 27603  
info@nsjonline.com  
866/458-7184  
**Sports Editor:** Cory Lavalette  
cory.lavalette@nsjonline.com

### TRIANGLE BUSINESS JOURNAL

bizjournals.com/triangle  
3515 Glenwood Ave. Suite 220  
Raleigh, NC 27612  
919/878-0010  
**Managing Editor:** Dane Huffman  
danehuffman@bizjournals.com

### TRIANGLE SPORTS NETWORK

trianglesportsnet.com  
**Writer:** Peter Koutroumpis  
pkSPORTconsultant@gmail.com

### WILSON TIMES

P.O. Box 2447  
Wilson, NC 27894  
252/265-7807  
**Sports Editor:** Paul Durham  
paul@wilsontimes.com

### WRALSPORTSFAN.COM

P.O. Box 12000  
Raleigh, NC 27605  
919/821-8793

## ALL SPORTS RADIO

252/317-1250

### \*99.9 THE FAN

WCMC (99.9 FM)  
3100 Highwoods Blvd. Suite 140  
Raleigh, NC 27604  
919/860-6299  
acampbell@999thefan.com

#### **Program Director:**

Sammy Simpson

**Hurricanes Insider:** Adam Gold

**Hurricanes Host:** Alec Campbell

**Hosts:** Joe Giglio, Adam Gold,  
Joe Oviess

### 620 THE BUZZ

WDNC (620 AM | 99.3 FM)  
3100 Highwoods Blvd. Suite 140  
Raleigh, NC 27604  
919/860-6299

### PIRATE RADIO

WGHB (1250 AM)  
WDLX (930 AM)  
P.O. Box 3333  
Greenville, NC 27836

### 252RADIO

WWNB (103.9 FM | 1490 AM)  
WAVQ (1400 AM)  
WNOS (105.9 FM | 1450 AM)  
WECU (1570 AM)  
1202 Pollock St.  
New Bern, NC 28560  
252/633-1490

### TRIAD SPORTS NETWORK

WSML (1200 AM)  
WMFR (1230 AM)  
WCOG (1320 AM)  
210 N. Main St. Suite 330  
Kernersville, NC 27284  
336/777-3900

\*Rightsholder

## LOCAL RADIO

### CAPITOL BROADCASTING CO.

WRAL (101.5 FM)  
3100 Highwoods Blvd. Suite 140  
Raleigh, NC 27604  
919/890-6000

### CURTIS MEDIA GROUP

WWMY (102.9 FM)  
WBBB (96.1 FM)  
WDTF (570 AM)  
WKXU (101.1 FM)  
WKIX (102.3 FM)  
WPTF (680 AM)  
3012 Highwoods Blvd. Suite 200  
Raleigh, NC 27604  
919/790-9392

### IHEARTMEDIA, INC.

WDCG (105.1 FM)  
WDCG HD2 (95.3 FM)  
WRDU (100.7 FM)  
WNCB (93.9 FM)  
WTKK (106.1 FM)  
3100 Smoketree Court, #505  
Raleigh, NC 27604  
919/876-1061  
919/876-8578

# LOCAL MEDIA

## TELEVISION

**WLFL (CHANNEL 22 – CW)**  
3012 Highwoods Blvd., Suite 101  
Raleigh, NC 27604  
919/790-9535; **Fax:** 919/878-3877

**WNCN (Channel 17 – CBS)**  
1205 Front St.  
Raleigh, NC 27610  
919/836-1717; **Fax:** 919/836-1687  
**Sportscasters:** Chris Clark, Todd Gibson,  
Alyssa Rae

**WRAL (CHANNEL 5 – NBC)**  
P.O. Box 12000  
Raleigh, NC 27605  
919/821-8600; **Fax:** 919/821-8541  
**Sportscasters:** Jared Fialko, Kacy Hintz, Chris Lea

**WRAZ (Channel 50 – FOX)**  
P.O. Box 12000  
Raleigh, NC 27605  
919/515-5050; **Fax:** 919/821-8541

**WTVD (CHANNEL 11 – ABC)**  
319 Fayetteville St., Suite 107  
Raleigh, NC 27601  
800/672-9883  
**Sportscasters:** Mark Armstrong, Joe Mazur,  
Bridget Condon  
**Photographer:** Charlie Mickens

**SPECTRUM NEWS**  
2505 Atlantic Ave., Suite 102  
Raleigh, NC 27604  
919/882-4040  
**Sportscasters:** Mike Solarte, J.B. Ricks,  
Jason Brown, Eddie Hughes, Mike Toper

## WIRE SERVICES

**ASSOCIATED PRESS**  
4800 Six Forks Rd. #210  
Raleigh, NC 27609  
919/510-8937; **Fax:** 919/834-1078  
**Reporter:** Aaron Beard  
**Mobile:** 919/341-4024

## PHOTOGRAPHER

**GREGG FORWERCK**  
**Home:** 704/882-3113  
**Mobile:** 704/668-1045

## RALEIGH AREA INFORMATION (Area Code 919)

### RIDESHARING/TAXI SERVICES

PNC Arena's Uber Zone is located outside the south entrances of the building. This zone offers a convenient pregame dropoff point and a one-stop location to request Uber rides and meet drivers postgame.  
Taxi Taxi . . . . . 333-3333  
Yellow Diamond . . . . . 729-5040

### AREA HOTELS

Comfort Suites, Arena . . . . . 854-0502  
Embassy Suites, Airport . . . . . 572-2200  
Embassy Suites, Crabtree Valley . . . . . 881-0833  
Hilton Garden Inn, Crabtree Valley . . . . . 703-2525  
Marriott, Raleigh City Center . . . . . 833-1120  
Marriott, RTP . . . . . 941-6200  
Raleigh Marriott, Crabtree Valley . . . . . 781-7000  
Renaissance, North Hills . . . . . 571-8773  
The Umstead . . . . . 888/678-1711  
Washington Duke Inn & Golf Club . . . . . 419-0627  
JB Duke Hotel . . . . . 660-6400

### PUBLIC GOLF COURSES

Eagle Ridge . . . . . 661-6300  
Lochmere . . . . . 851-0611  
Lonnie Poole (N.C. State) . . . . . 833-3338  
Neuse Golf Club . . . . . 550-0550  
Pine Hollow . . . . . 553-4554  
River Ridge . . . . . 661-8374  
UNC Finley Golf Course . . . . . 962-2349

### RESTAURANTS

42nd St. Oyster Bar & Seafood Grill . . . . . 831-2811  
Angus Barn . . . . . 781-2444  
Backyard Bistro . . . . . 851-6203  
Bella Monica . . . . . 881-9778  
Bonefish Grill . . . . . 677-1347  
Brewery Bhavana . . . . . 829-9998  
Buffalo Brothers . . . . . 782-4949  
Caffé Luna . . . . . 832-6090  
Cheesecake Factory . . . . . 781-0050  
Crawford and Son . . . . . 307-4647  
Cowfish Sushi Burger Bar . . . . . 784-0400  
Dos Taquitos . . . . . 787-3373  
Edwards Mill Bar & Grill . . . . . 783-5447  
Five Star Restaurant . . . . . 833-3311  
Fox and Hound . . . . . 781-4495  
Gravy . . . . . 896-8513  
Heron at The Umstead . . . . . 447-4000  
Hibernian Pub . . . . . 833-2258  
Lynnwood Grill & Brewing Concern . . . . . 785-0043  
The Oak . . . . . 787-9100  
Ole Time Barbecue . . . . . 859-2544  
PF Chang's . . . . . 787-7754  
The Pit Authentic Barbecue . . . . . 890-4500  
Poole's . . . . . 832-4477  
Raleigh Times . . . . . 833-0999  
Rey's Restaurant . . . . . 380-0122  
Rudino's Sports Corner . . . . . 786-4235  
Ruth's Chris Steak House (Cary) . . . . . 677-0033  
Ruth's Chris Steak House (Raleigh) . . . . . 791-1103  
Sitti . . . . . 239-4070  
Stanbury . . . . . 977-4321  
State Farmers Market Restaurant . . . . . 755-1550  
Sullivan's Steak House . . . . . 833-2888  
Sushi Blues . . . . . 664-8061  
Taverna Agora . . . . . 881-8333  
Vivace . . . . . 787-7747



## EXECUTIVE OFFICES

### NEW YORK

1185 Avenue of the Americas, 15th Floor  
New York, NY 10036  
212/789-2000  
Fax: 212/789-2020

### TORONTO

50 Bay Street, 11th Floor  
Toronto, Ontario, M5J 2X8  
416/359-7900  
Fax: 416/981-2779

### MONTREAL

1800 McGill College Avenue, Ste 2600  
Montreal, Quebec, H3A 3J6  
514/841-9220



## NHL COMMUNICATIONS STAFF

### GARY MEAGHER, Executive Vice President

O: 416/359-7960, C: 416/729-4700, gmeagher@nhl.com

### JOHN DELLAPINA, Senior Vice President

O: 212/789-2115, C: 917/363-7988, jdellapina@nhl.com  
\* Department of Player Safety requests

### JENNIFER NEZIOL, Vice President, Corporate Communications

O: 212/789-2042, C: 646/908-0679, jneziol@nhl.com  
\* Corporate communications inquiries/requests

### GREG INGLIS, Senior Director

O: 212/789-2065, C: 347/853-2461, ginglis@nhl.com  
\* Editorial content/research

### NIRVA MILORD, Senior Director, Corporate Communications

O: 212/789-2123, C: 917/715-6187, nmilord@nhl.com  
\* Corporate communications and entertainment publicity

### JULIE YOUNG, Senior Director

O: 416/359-7964, C: 416/605-3550, jyoung@nhl.com  
\* esports inquiries

### BRAD KLEIN, Director

O: 212/324-8140, C: 347/380-2993, bklein@nhl.com  
\* Corporate communications

### JENNIFER MOAD, Director

O: 416/359-7961, C: 416/527-2852, jmoad@nhl.com  
\* Hockey Operations and Officiating requests

### JOSH BERNSTEIN, Senior Manager

O: 212/789-2609, C: 516/528-8365, jbrpr@nhl.com  
\* Editorial content/research, Media.NHL.com, Sport-Scan

### JASMINE GHAFOUR, Senior Manager

O: 416/359-7968, C: 647/808-4876, jghafour@nhl.com

### JAYNE BARRETT, Coordinator

C: 647/987-2555, jbarrett@nhl.com

## STATISTICS & INFORMATION

O: 416/359-7978

@PR\_NHL on Twitter / Instagram, #NHLStats

### RUSS LEVINE, Group Vice President

O: 212/789-2783, C: 347/853-4159, rlevine@nhl.com

### TREVOR BJERGSO, Director

O: 416/359-7965, C: 416/540-5306, tbjergso@nhl.com  
\* Situation Room & Central Scouting requests

### BRENDON CROSSMAN, Manager

O: 416/359-7903, C: 416/702-4645, bcrossman@nhl.com

### NICK CARAFA, Manager

ncarafa@nhl.com

### STUART MCCOMISH, Manager

O: 416/359-7966, smccomish@nhl.com

### SCOTT RODGERS, Manager

srodgers@nhl.com

### MITCH DONAIS, Graphic Designer

O: 416/729-3341, mdonais@nhl.com

### MICHAEL NOVALES, Motion Designer/Video Editor

mnovalles@nhl.com

## EVENT COMMUNICATIONS & PLAYER DEVELOPMENT

nhleventcommunications@nhl.com

### JAMEY HORAN, Senior Vice President

O: 212/789-2785, C: 646/652-9981, jhoran@nhl.com  
\* Deputy Commissioner requests and event/player development inquiries

### CHRIS WOJCIK, Director

O: 212/789-2097, C: 646/285-7711, cwojcik@nhl.com  
\* Event inquiries

### DAVID KEON, Senior Manager

O: 416/359-7962, C: 416/729-5665, dkeon@nhl.com  
\* International credentials

### JEFF DAY, Manager

O: 212/789-2108, C: 914/552-1660, jday@nhl.com

### MEGAN COOPER, Coordinator

O: 212/324-8161, mecooper@nhl.com  
\* Event credentials

### SAM GILBERT, Coordinator

O: 416/359-7908, C: 514/594-8441, sgilbert@nhl.com

### GINA MORRA, Coordinator

O: 212/789-2690, gmorra@nhl.com

### EMILY CAMPBELL, Assistant

O: 212/789-2113, ecampbell@nhl.com

## NHL SOCIAL

social@nhl.com

### SEAN DENNISON, Director, Social Media

O: 212/789-2096, sdennison@nhl.com  
\* Departmental oversight

### DAVID KLATT, Senior Manager, Social Media Programs

O: 212/789-2660, dklatt@nhl.com  
\* Events, programs, initiatives, social player development

### CHRIS ACKROYD, Senior Manager, Social Media Content

C: 437/777-9296, cackroyd@nhl.com  
\* In-game social media and social sponsorship integration

### KEVIN BAUMER, Manager, Social Content & Community Management

O: 212/789-2080, kbaumer@nhl.com  
\* Day-to-day social editorial, content and community management

### REBECCA FRIEDMAN, Manager, Social Media

O: 212/324-6180, rfriedman@nhl.com  
\* LSC program, team coordination and on-site coverage

### PETER BOTTINI, Manager, Social Media Marketing

O: 212/789-2743, pbottini@nhl.com  
\* Social media marketing: league campaigns, tune-in, rightsholders

### ANDREW BOEHMER, Coordinator, In-Game Social Media

aboehmer@nhl.com  
\* In-game social media and weekend content management

### MALORIE BUCCIGROSS, Coordinator, International Social Media

O: 212/789-2683, mbuccigross@nhl.com  
\* International social media (European markets)

### DYLAN COOPER, Coordinator, In-Game Social Media

dcooper@nhl.com  
\* In-game social media and weekend content management

### NEIL TENNANT, Coordinator, Community Management & Content Programming

ntennant@nhl.com  
\* Daily social content and community management



***CAROLINA HURRICANES***