

PUMA

TRAVEL TRAILERS / FIFTH WHEELS / DESTINATION TRAILERS / TOY HAULERS

PUMA

BY PALOMINO – SINCE 1968

GET
INTO THE
WILD





32MBDS This brand new open concept model is a great place to gather with family and friends. Relax and enjoy entertainment and conversation with this comfortable dual seating arrangement. Angle the TV for the best view. Large windows bring the outdoors in. The kitchen island has undercounter lighting, and a convenient 110V outlet. Optional Limited Edition Package and TV shown. Cafe Latte decor.

PUMA

BY PALOMINO – SINCE 1968

WHEN IT COMES TO CHOICE, PUMA GOES THE DISTANCE

Find the perfect RV with Puma! These Travel Trailers, Fifth Wheels, Toy Haulers and Destination Trailers enhance your vacation adventures, whether it's just the two of you, a family set on adventure, or a getaway with a group of friends. Well-equipped Puma is loaded with residential comforts like in-floor ducted heat, decorative slideout trim, contemporary window valances and durable Beauflor woodgrain flooring. It's easy to plan, pack and store much more with generous storage features throughout. Choose Cafe Latte or Slate decor.



PUMA PACKAGES

TRAVEL TRAILERS

VALUE SHOPPER PACKAGE (Required)

- Jack Knife Sofa w/Pull-Down Center Drink Tray & Storage Underneath
- Electric Awning w/LED Light Strip
- Pre-wired for Solar System
- LED Lighting
- 13,500 BTU Ducted A/C
- Beauflor Linoleum
- Bedspread
- Bedroom TV Hook-up
- TV Antenna w/Booster & Cable Hook-up
- Tub Surround
- WiFi Prep
- AM/FM/Bluetooth Stereo
- Glass Range Cover
- Undermount Stainless Steel Sink w/Covers

ADVANTAGE PACKAGE (Required)

- 1.3 Cu. Ft. Stainless Steel Microwave
- Enclosed Underbelly
- 2 Outside Speakers
- 6 gal. Gas/Electric Water Heater
- Outside Shower
- Spare Tire
- 21" Stainless Steel Oven & Range Hood
- Folding Grab Handle
- Bath Skylight
- 11 Cu. Ft. (12V) Stainless Steel Residential Refrigerator
- High-rise Faucet w/Sprayer
- Night Roller Shades

OPTIONAL PACKAGES

ELECTRIC POWER PACKAGE (TT)

- 4 Electric Stabilizer Jacks
- 3,500 Lb. Electric Tongue Jack

LIMITED EDITION PACKAGE

- 50 Amp Service (Second A/C prep, includes bedroom roof vent)
- Roof Ladder
- 15,000 BTU Ducted A/C IPO 13,500 BTU
- Black Tank Flush
- Aluminum Solid Triple Step
- 5,100 BTU Electric Color Changing Fireplace

See STANDARD FEATURES on page 13

32MBDS has a spacious walk-in pantry, and decorative wall art with convenient coat hooks. A 5100 BTU color changing electric fireplace adds warmth – and is included in the Limited Edition Package.



Bedrooms have a walk-around queen bed, bedspread, and shiplap accent wall. There's plenty of storage with overhead cabinets, mirrored shirt wardrobes and night stands with cubby space to keep things tidy. (Most models)



32 MBDS This bunkroom sofa with drink tray converts to a sleeping area with an overhead bunk.



Puma's aerodynamic exterior with two-tone metal and black diamond plate adds curb appeal. Aluminum solid triple steps (shown), are included in the optional Limited Edition Package. Also shown: Electric Power Package option.



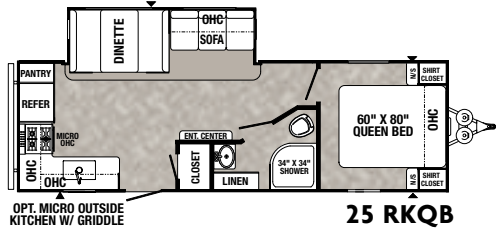
32 MBDS This convertible 84" U-dinette provides a large sleeping area with storage access doors below. Optional theater seats with drink holder shown.



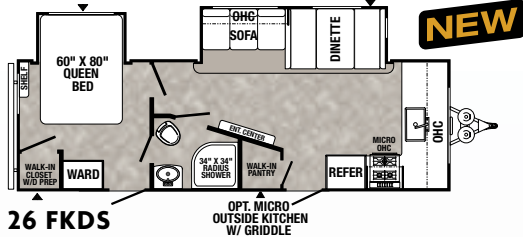
26 FKDS (Above and left) This ergonomic front kitchen model has a place for everything – from a silverware drawer, to a built-in spice rack, to large pot and pan storage. The fresh, contemporary design includes a large front window with a great view, glass cabinets doors and a spacious walk-in pantry with shelves. Shown with an optional TV.



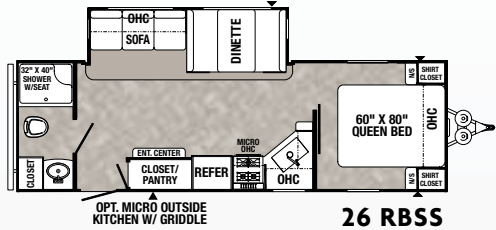
PUMA TRAVEL TRAILERS



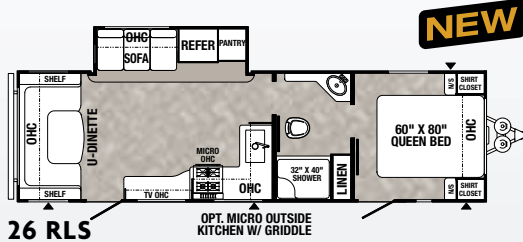
25 RKQB



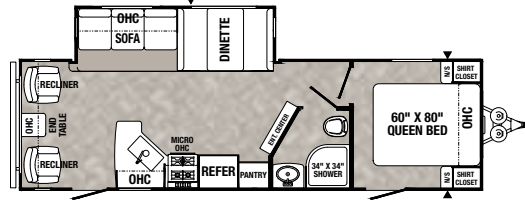
26 FKDS



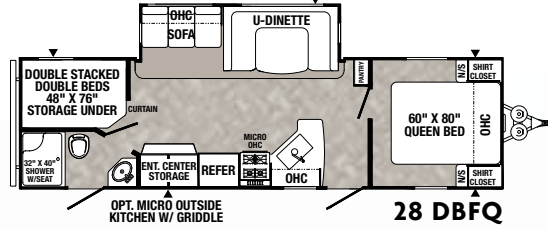
26 RBSS



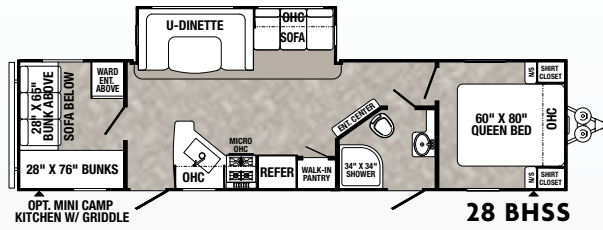
26 RLS



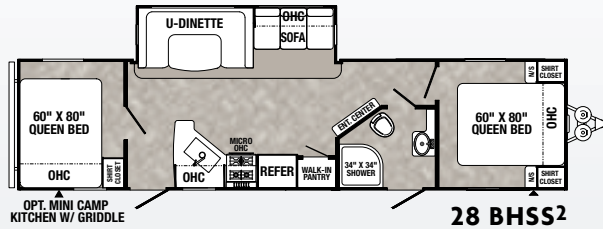
27 RLSS



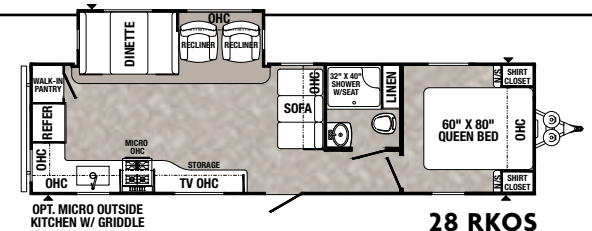
28 DBFQ



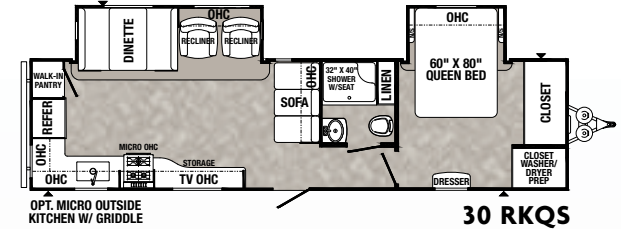
28 BHSS



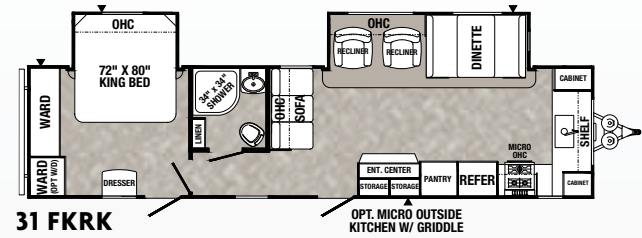
28 BHSS2



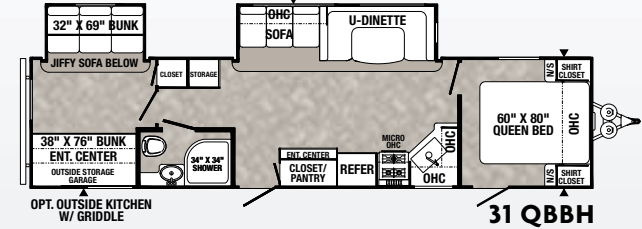
28 RKQS



30 RKQS



31 FKRK

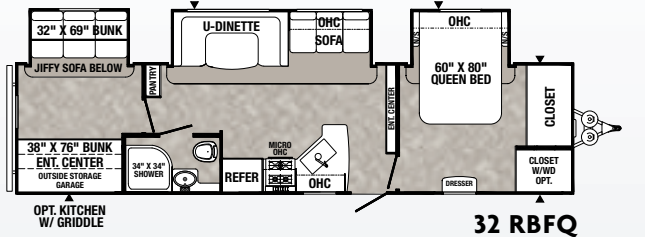
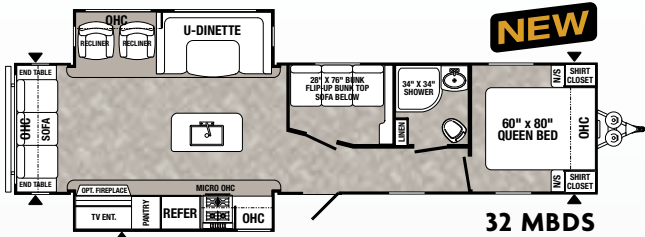
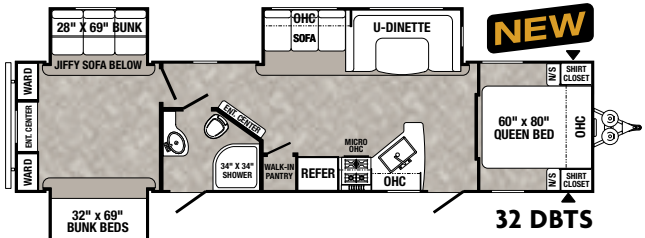
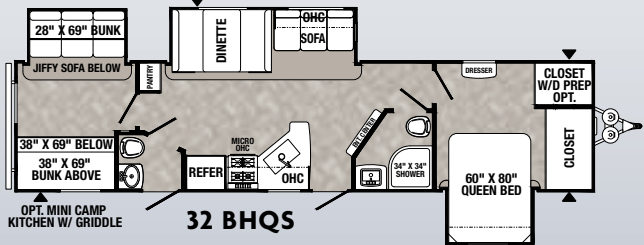
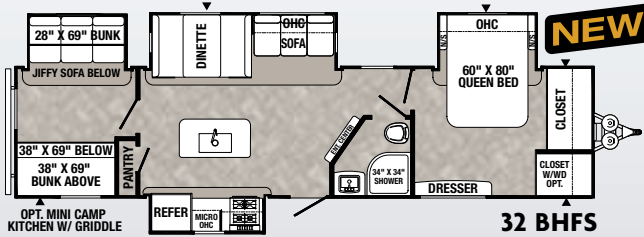
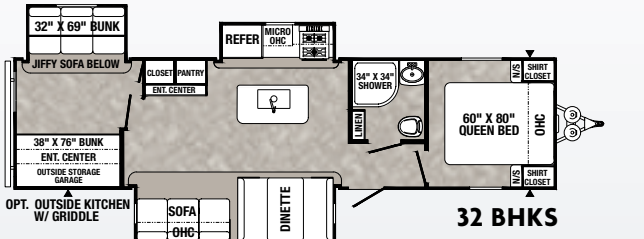
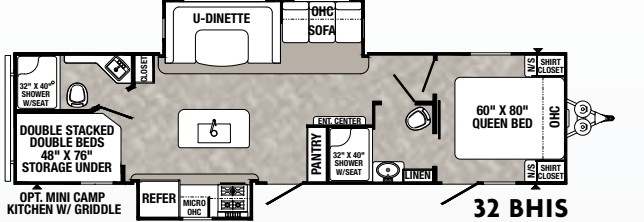
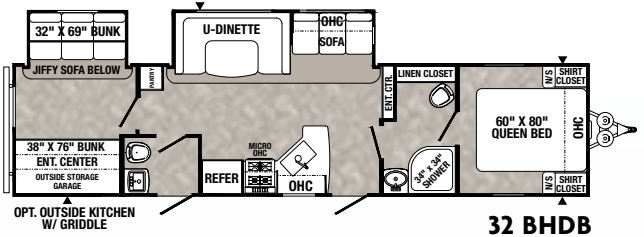
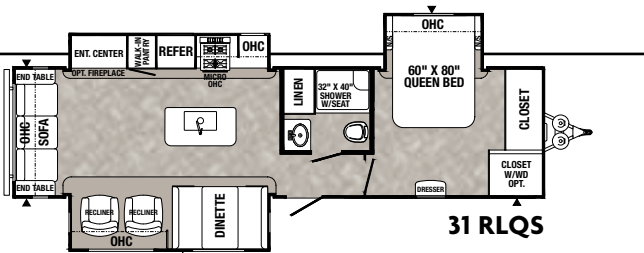


31 QBBH

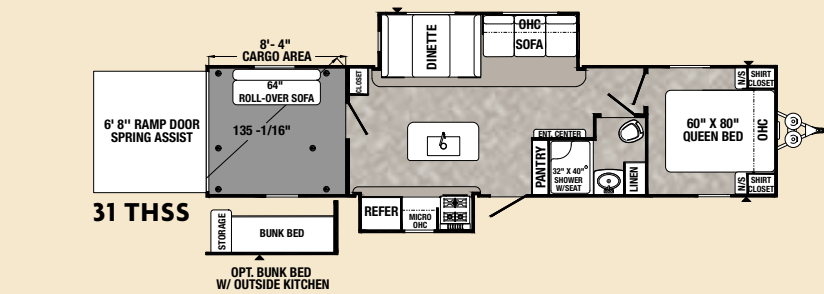
PUMA TRAVEL TRAILERS

MODEL	25 RKQB	26 FKDS	26 RBSS	26 RLS	27 RLSS	28 DBFQ	28 BHSS	28 BHSS ²	28 RKQS	30 RKQS	31 FKRK	31 QBBH	31 RLQS	32 BHDB	32 BHIS	32 BHKS	32 BHFS	32 BHQS	32 DBTS	32 MBDS	32 RBFQ	32 RBFQ ²
Hitch Weight (lbs)	670	975	610	910	756	694	835	843	870	1085	1195	1049	975	928	964	932	1175	1045	1029	1090	948	932
Axle Weight (lbs)	5340	5580	5385	5640	5409	6136	6640	6670	6345	6830	7460	7144	7795	7759	7620	7667	8395	7968	8075	7705	8012	8106
UVW (lbs)	6048	6593	6033	6588	6203	6868	7513	7574	7253	7974	8693	8231	8808	8725	8643	8637	9608	9072	9128	8833	8998	9237
GVWR (lbs)	7598	8193	7610	7910	7756	8500	9063	9063	8800	9600	9995	9995	10500	9995	9995	9995	11308	10800	11215	10533	10500	10500
Cargo Capacity (lbs)	1550	1600	1577	1322	1553	1632	1550	1489	1547	1626	1302	1764	1692	1270	1352	1358	1700	1726	2087	1700	1502	1263
Exterior Length	29' 7"	29' 11"	29' 10"	31' 11"	31' 7"	32' 10"	36' 10"	36' 10"	34' 5"	36' 1"	37' 10"	37' 10"	36' 1"	38' 4"	37' 1"	36' 7"	38' 9"	38' 9"	38' 8"	38' 9"	36' 11"	36' 11"
Exterior Height w/AC	11' 1"	11' 1"	11' 1"	11' 1"	11' 1"	11' 1"	11' 1"	11' 1"	11' 1"	11' 1"	11' 1"	11' 1"	11' 1"	11' 1"	11' 1"	11' 1"	11' 1"	11' 1"	11' 1"	11' 1"	11' 1"	11' 1"
Water Heater Cap. (gal)	6	6	6	6	6	6	6	6	6	6	6	6	6	6	6	6	6	6	6	6	6	6
Fresh Water Cap. (gal)	43	43	43	43	43	43	43	43	43	43	43	43	43	43	43	43	43	43	43	43	43	43
Black Water Cap. (gal)	35	35	35	35	35	35	35	35	35	35	32	35	35	67	67	35	35	64	34	35	35	35
Grey Water Cap. (gal)	70	70	70	65	35	67	67	67	70	67	67	70	35	70	70	35	70	70	64	35	67	67
Tire Size (in)	15"	15"	15"	15"	15"	15"	15"	15"	15"	15"	15"	15"	15"	15"	15"	15"	15"	15"	15"	15"	15"	15"
Awning Size (ft)	20'	21'	21'	20'	21'	21'	20'	20'	21'	21'	21'	21'	13'	21'	19'	19'	21'	19'	20'	15'	21'	21'

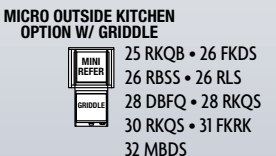
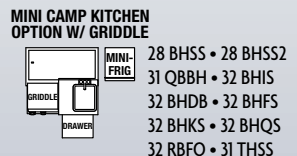
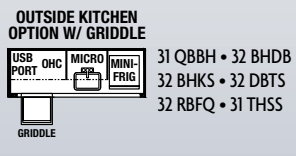
Refer to back cover for chart definitions.



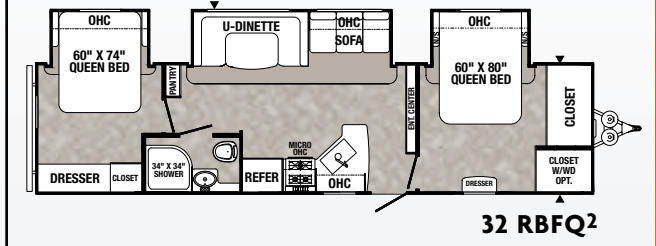
TOY HAULER TRAVEL TRAILER



TRAVEL TRAILER OPTIONS Available on select models.



26 FKDS offers large bedroom wardrobe storage, and a large closet, prepped for a washer/dryer.



TOY HAULER TRAVEL TRAILER

MODEL	31 THSS
Hitch Weight (lbs)	1525
Axle Weight (lbs)	7340
UVW (lbs)	8924
GVWR (lbs)	11200
Cargo Capacity (lbs)	2276
Exterior Length	37' 9"
Exterior Height w/AC	11' 2"
Water Heater Cap. (gal)	6
Fresh Water Cap. (gal)	43
Black Water Cap. (gal)	32
Grey Water Cap. (gal)	35
Tire Size (in)	15"
Awning Size (ft)	19'

Refer to back cover for chart definitions.



265 RDS Creative cooks appreciate the user-friendly kitchen layout in this all new fifth wheel model, with a spacious pantry, abundant storage, and contemporary decor. When it's time to turn in, step up to a large front bedroom and bath. Easily access slides, awning, interior and porch lights, water pump, heater, plus battery and tank capacities from one centrally located Convenience Center panel. Stay charged – handy USB ports are located throughout. The TV can be positioned for the best view. Shown in Cafe Latte decor, with these options: TV, 8 cu. ft. gas/electric refrigerator and Limited Edition Package.

PUMA PACKAGES

FIFTH WHEELS

VALUE SHOPPER PACKAGE (Required)

- Jack Knife Sofa w/Pull-Down Center Drink Tray & Storage Underneath
- Electric Awning w/LED Light Strip
- Pre-wired for Solar System
- LED Lighting
- 13,500 BTU Ducted A/C
- Beauflor Linoleum
- Bedspread
- Bedroom TV Hook-up
- TV Antenna w/Booster & Cable Hook-up
- Tub Surround
- WiFi Prep
- AM/FM/Bluetooth Stereo
- Glass Range Cover
- Undermount Stainless Steel Sink w/Covers

ADVANTAGE PACKAGE (Required)

- 1.3 Cu. Ft. Stainless Steel Microwave
- Enclosed Underbelly
- 2 Outside Speakers
- 6 Gal. Gas/Electric Water Heater
- Outside Shower
- Spare Tire
- 21" Stainless Steel Oven & Range Hood
- Folding Grab Handle
- Bath Skylight
- 11 Cu. Ft. (12V) Stainless Steel Residential Refrigerator
- High-rise Faucet w/Sprayer
- Night Roller Shades

ELECTRIC POWER PACKAGE (FW) (Required)

- 2 Power Front Jacks
- 2 Electric Stabilizer Jacks

OPTIONAL PACKAGE

LIMITED EDITION PACKAGE

- 50 Amp Service (Second A/C prep, includes bedroom roof vent)
- Roof Ladder
- 15,000 BTU Ducted A/C IPO 13,500 BTU
- Black Tank Flush
- Aluminum Solid Triple Step
- 5,100 BTU Electric Color Changing Fireplace

See STANDARD FEATURES on page 13

A COMFORTABLE VACATION GETAWAY

Puma fifth wheels are loaded with homestyle conveniences. There's well-planned storage everywhere – even under the sofa and dinette. Sturdy hardwood framed cabinets are accented with attractive black hardware. Pack everything you need for your next adventure. Standard kitchen features include stainless steel appliances, a 12V, 11 cu. ft. residential refrigerator, a high-rise faucet with sprayer, an undermount stainless steel sink and glass range cover.



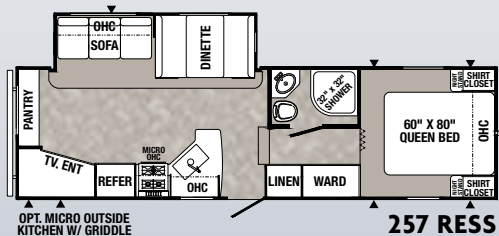
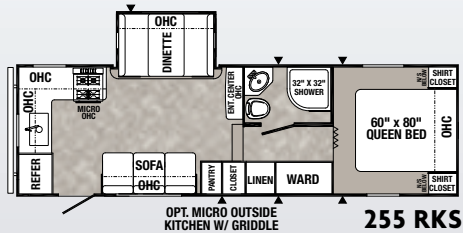
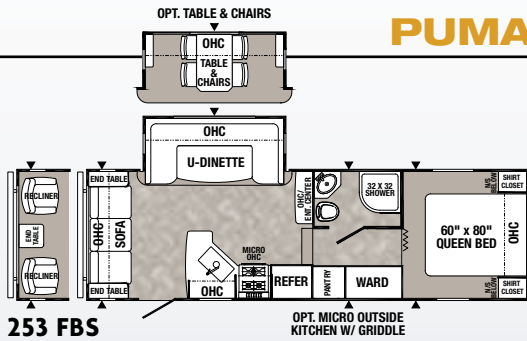


265 RDS This versatile, over-sized U-dinette converts to a comfortable sleeping area with storage above and below. Turn up the jams and enjoy time together. The AM/FM Bluetooth stereo, and 5100 BTU color changing electric fireplace add ambiance. Shown with an optional TV.

265 RDS This bath includes a large 32" x 40" shower with a built-in seat and glass door, a skylight, plus plenty of linen storage.

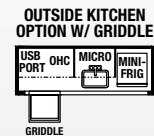


PUMA FIFTH WHEELS



FIFTH WHEEL OPTIONS

Available on select models.



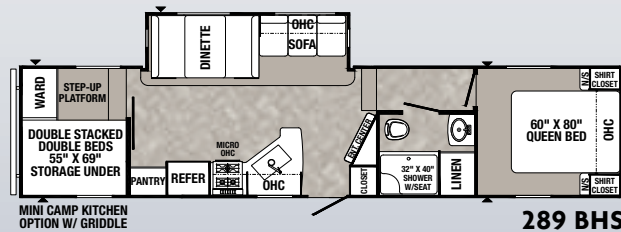
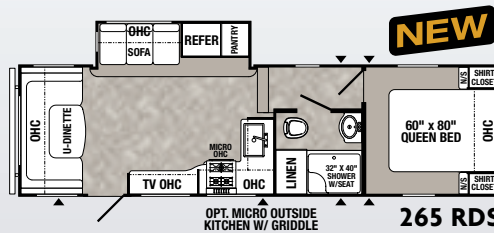
295 BHSS



289 BHS
295 BHSS



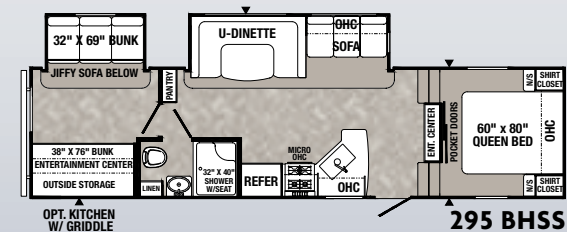
253 FBS • 255 RKS
257 RESS • 265 RDS



PUMA FIFTH WHEELS

MODEL	253 FBS	255 RKS	257 RESS	265 RDS	289 BHS	295 BHSS
Hitch Weight (lbs)	1128	1102	1262	1480	1455	1358
Axle Weight (lbs)	5757	5614	6186	5845	6875	7336
UVW (lbs)	6788	6754	7419	7363	8389	8732
GVWR (lbs)	8800	8800	9400	9363	10350	10750
Cargo Capacity (lbs)	2012	2046	1981	2000	1961	2018
Exterior Length	28' 6"	28' 5"	30' 8"	30' 5"	34' 11"	34' 4"
Exterior Height w/AC	12' 2"	12' 2"	12' 2"	12' 2"	12' 2"	12' 4"
Water Heater Cap. (gal)	6	6	6	6	6	6
Fresh Water Cap. (gal)	43	43	43	43	43	43
Black Water Cap. (gal)	32	32	32	30	35	32
Grey Water Cap. (gal)	70	70	70	35	70	35
Tire Size (in)	15"	15"	15"	15"	15"	15"
Awning Size (ft)	17'	18'	18'	17'	18'	18'

Refer to back cover for chart definitions.



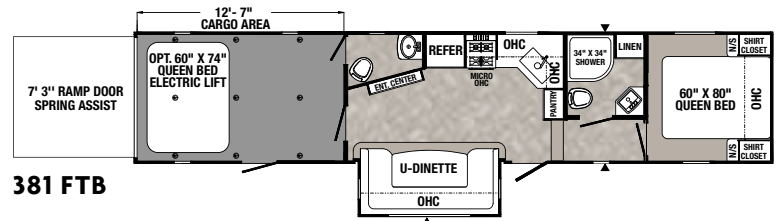


382 THS Drop your gear in the cargo area and spread out. This slideout has large windows for fresh air, and night roller shades to enhance privacy. Both the 45" booth dinette and sofa have extra storage underneath. Convenient USB ports and energy efficient LED lights are located throughout.

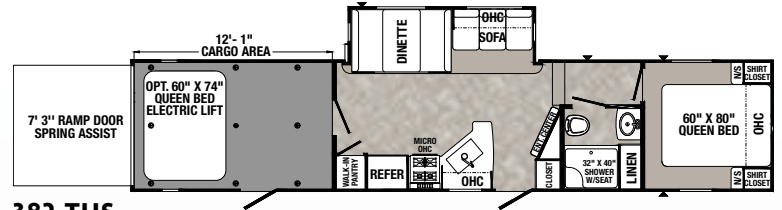
LOAD UP FOR ADVENTURE

Experience the ultimate in convenience on your off-road adventures. Pack up everything you need for great times. With the pantry fully stocked and toys loaded, you're ready to roll with all the comforts of home! These versatile toy haulers are a perfect fit, as your family grows and interests change.

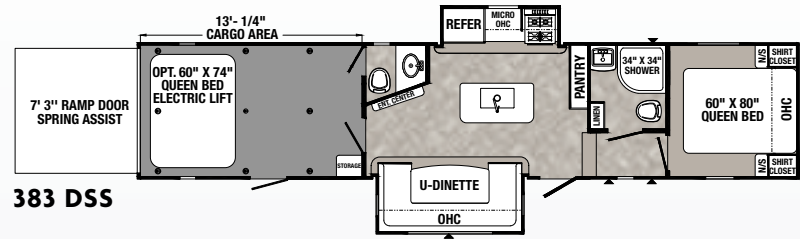
Puma offers a choice of three large fifth wheel toy haulers with 12' to 13' cargo areas. Heavy-duty 5000 lb. D-ring tie-downs are anchored to the frame for secure travel. The cargo area has diamond plate on the walls and industrial black TPO flooring, plus dovetail ramps for easy access. It can be configured to include; a double electric bed, a single electric bed or a Happi-Jac sofa with a single electric bed. An optional rear patio deck is also available.



381 FTB



382 THS



383 DSS

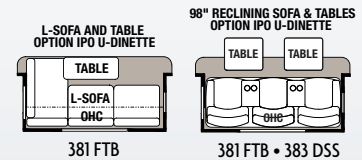
PUMA TOY HAULER FIFTH WHEELS

MODEL	381 FTB	382 THS	383 DSS
Hitch Weight (lbs)	1760	1900	1895
Axle Weight (lbs)	8335	8280	8825
UVW (lbs)	10133	10218	10758
GVWR (lbs)	14123	13900	13895
Cargo Capacity	3990	3682	3137
Exterior Length	39' 10"	39' 10"	39' 10"
Exterior Height w/AC	12' 8"	12' 8"	12' 8"
Water Heater Cap. (gal)	12	12	12
Fresh Water Cap. (gal)	100	100	100
Black Water Cap. (gal)	70	35	67
Grey Water Cap. (gal)	35	70	67
Tire Size (in)	16"	16"	16"
Awning Size (ft)	21'	21'	21'

Refer to back cover for chart definitions.

FIFTH WHEEL TOY HAULER OPTIONS

Available on select models.



PUMA TOY HAULER HEIGHT INCLUDING OPTIONS (FROM FLOOR)

MODEL	ONE ELECTRIC BED	TWO ELECTRIC BEDS	HAPPIJAC	ENTRANCE AT DOOR	TO BOTTOM OF AC	TO CEILING
381 FTB	84"	75"	84"	86"	88.5"	91.5"
382 THS	84"	75"	84"	86"	88.5"	91.5"
383 DSS	84"	75"	84"	86"	88.5"	91.5"

PUMA PACKAGES

UNLEASHED TOY HAULERS

VALUE SHOPPER PACKAGE (Required)

- Jack Knife Sofa w/Pull-Down Drink Tray & Storage Underneath
- Electric Awning w/LED Light Strip
- Pre-wired for Solar System
- LED Lighting
- 13,500 BTU Ducted A/C
- Zip Screen
- 39" LED TV
- Beauflor Linoleum
- Bedspread
- Bedroom TV Hook-up
- TV Antenna w/Booster & Cable Hook-up
- Tub Surround
- AM/FM/Bluetooth Stereo
- WiFi Prep
- Glass Range Cover
- Undermount Stainless Steel Sink w/Covers

ELECTRIC POWER PACKAGE (Required)

- 2 Power Front Jacks
- 2 Electric Stabilizer Jacks

ADVANTAGE PACKAGE (Required)

- 1.3 Cu. Ft. Stainless Steel Microwave
- Enclosed Underbelly
- 2 Outside Speakers
- 12 Gal. Gas/Electric Water Heater
- Outside Shower
- Night Roller Shades
- Spare Tire
- 21" Stainless Steel Oven & Range Hood
- Folding Grab Handle
- Bath Skylight
- 11 Cu. Ft. (12V) Stainless Steel Residential Refrigerator
- High-rise Faucet w/Sprayer

OPTIONAL PACKAGE

XL EDITION PACKAGE

- 30 lb Gas bottles
- 50 AMP Service (Second A/C Prep in garage – Includes roof vent)
- Roof Ladder
- 15,000 BTU Ducted A/C In Living Area
- 30 Gal Fuel Pump Station
- Aluminum Solid Triple Step IPO Std Step
- Black Tank Flush
- 5,100 BTU Electric Color Changing Fireplace
- Mission Aluminum Modified Rims/Radial Tires

See STANDARD FEATURES on page 13



382 THS After an active day of fun in the outdoors, Puma is a great place to whip up a delicious meal in this well-equipped kitchen. Easily access under sink storage from both sides of this L-Shaped galley. Cafe Latte decor shown with these options: XL Edition Package and TV.

Rest easy and rise refreshed and ready for another great day with Puma Unleashed Toy Haulers.

Check us out at: <https://palominorv.com/puma>

GET INTO THE WILD





REACH YOUR DESTINATION IN STYLE

Get away from the everyday world with a well-appointed Puma Destination Trailer. Rest easy with a choice of two private bedrooms, and den or bunk room options. Large tinted windows with night roller shades protect interiors. In-floor ducted heat adds comfort. Everything a busy cook needs is within reach – a large walk-in pantry, dedicated storage for spices, pots, pans and cookie sheets, plus exceptional counter space. Residential style kitchens include: a free standing 24” stainless steel gas oven with a four burner stove, LED backlit controls and a 1.3 cu. ft. microwave.

38 RLB The Marquis Edition Package option has many popular amenities including a trifold sleeper sofa, solid surface radius countertops, a 12V ceiling fan, and many more, (page 11). Shown in Slate decor with an optional TV.





38 RLB Residential touches include a free-standing table and chairs, and double recliners for open concept living your way. Decor includes a shiplap wall with accent art and coat hooks. Durable Beauflor flooring is attractive and easy to clean. Slate decor shown.

PUMA PACKAGES

DESTINATION TRAILERS

VALUE SHOPPER PACKAGE (Required)

- Pre-wired for Solar System
- Folding Grab Handle
- Night Roller Shades
- LED Lighting
- 13,500 BTU Ducted A/C
- 18 Cu. Ft. Stainless Steel Residential Refrigerator w/Ice Maker
- 1.3 Cu. Ft. Microwave
- 24" Stainless Steel Oven w/Four Burner Stove
- Range Hood
- Beauflor Linoleum
- Bedspread
- Bedroom TV Hook-up
- TV Antenna w/Booster & Cable Hook-up
- ABS Tub Surround
- 12 Gal Gas/Electric DSI Water Heater
- AM/FM/Bluetooth Stereo
- Undermount Stainless Steel Sink w/Covers
- High-rise Faucet w/Sprayer
- Black Tank Flush
- Patio Door
- WiFi Prep

OPTIONAL PACKAGE


MARQUIS EDITION PACKAGE

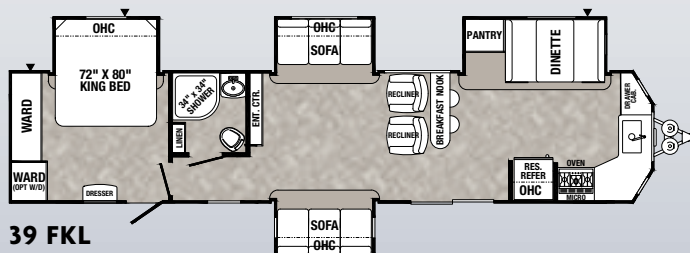
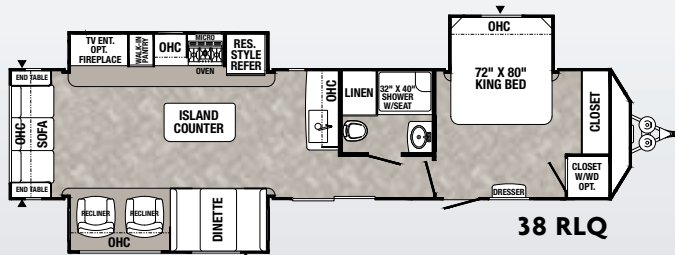
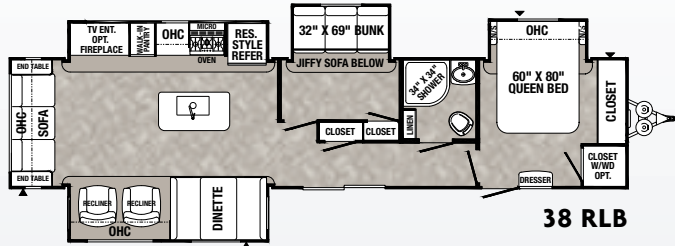
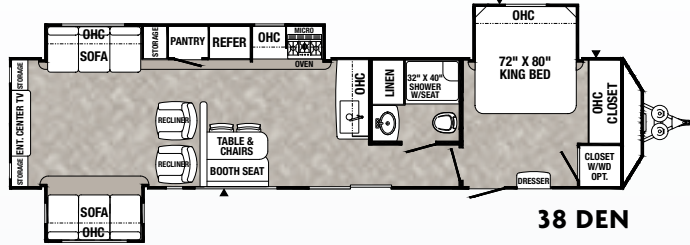
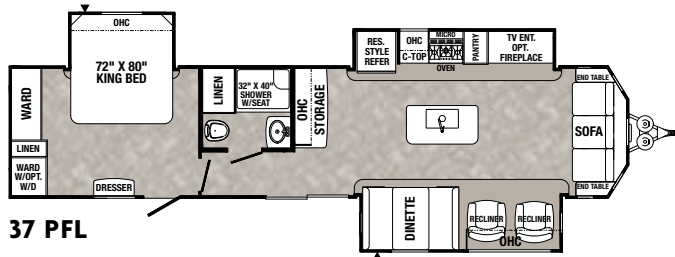
- 4 Stabilizer Jacks
- 30 lb Gas Bottles & Cover
- 50 AMP Service (Second A/C Prep)
- 15,000 BTU Ducted A/C IPO 13,500
- Outside Shower
- Solid Surface Countertop
- Table & Chairs IPO Dinette
- Dinette w/Booth Bench and Chairs (38 DEN)
- 12V Ceiling Fan in Living Room
- 2 Exterior Speakers
- 5,100 BTU Electric Color Changing Fireplace
- Tri-Fold Sofa IPO Jackknife in Living Room
- Night Roller Shades



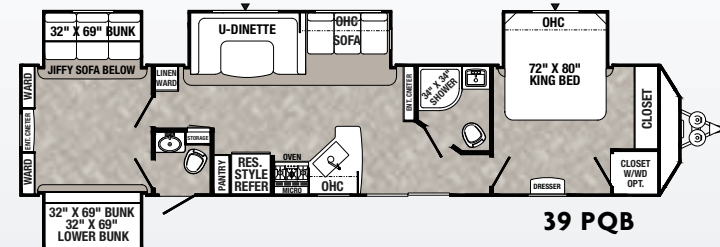
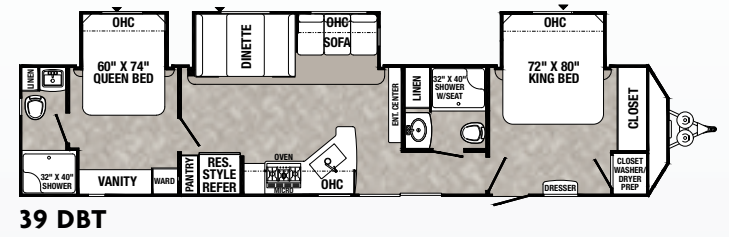
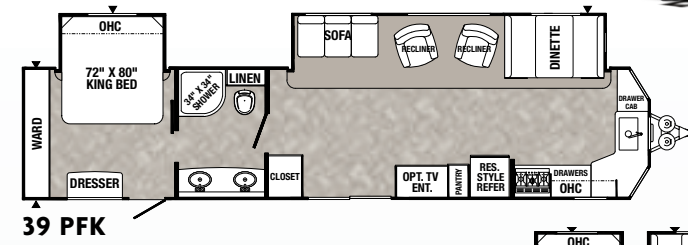
Spacious Destination Trailer bedrooms include a walk-around bed with large mirrored wardrobes, a dresser and washer/dryer prep, 110V outlets and a handy USB charging port.

Kids enjoy this private bunk room. The upper bunk easily stows up and away for easy access to the sofa.





YOUR DESTINATION AWAITS



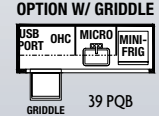
GET INTO THE WILD

DESTINATION TRAILER OPTIONS
Available on select models.

WASHER/DRYER OPT.



OUTSIDE KITCHEN OPTION W/ GRIDDLE



PUMA DESTINATION TRAILERS

MODEL	37 PFL	38 DEN	38 RLB	38 RLQ	39 FKL	39 PFK	39 DBT	39 PQB
Hitch Weight (lbs)	1780	1295	1525	1469	1540	1392	1439	1413
Axle Weight (lbs)	7914	8684	8656	7937	8856	8553	8664	9237
UVW (lbs)	9753	9979	10240	9468	10455	10004	10162	10709
GVWR (lbs)	11940	11500	11685	11629	11700	11592	12000	13413
Capacity (lbs)	2227	1521	1445	2161	1245	1588	1838	2704
Exterior Length	40' 8"	40' 6"	41' 10"	39' 9"	42' 1"	40' 8"	42' 4"	42' 3"
Exterior Height w/AC	11' 9"	11' 9"	11' 9"	11' 9"	11' 9"	11' 9"	11' 9"	11' 9"
Water Heater Cap. (gal)	12	12	12	12	12	12	12	12
Fresh Water Cap. (gal)	43	43	43	43	43	43	43	43
Black Water Cap. (gal)	35	35	35	35	32	35	64	67
Grey Water Cap. (gal)	35	35	70	35	70	65	105	105
Tire Size (in)	15"	15"	16"	15"	15"	15"	16"	16"
Awning Size (ft) OPT.	19'	18'	19'	18'	21'	21'	21'	21'

Refer to back cover for chart definitions.

PUMA STANDARD FEATURES

EXTERIOR

- Friction Hinged Radius Entry Doors
- Powder Coated Frames
- Super Lube Axles
- Tinted Safety Glass
- Clamp Ring Windows
- Pass-Thru Storage (Where applicable)
- Power Awning w/LED Light Strip (Optional on Destination Trailers)
- Front Fiberglass Cap w/Diamond Plate (FW)
- AlphaPly Roofing Membrane w/Limited Lifetime Warranty
- 4 Manual Stabilizer Jacks
- 9" Three-tier Steps
- Rain Gutters w/Large Downspouts
- ABS Automotive Style Fender Skirts
- Radius Baggage Doors
- Darco Wrapped Underbelly
- Enclosed Underbelly (Most models)
- 5/8" Araucopy Tongue and Groove Plywood Floor Decking (25 Year manufacturer's limited warranty)
- 2" x 3" Flush Floor Joists on 12" Centers
- Pass-Thru Exterior Baggage Compartments (Where applicable)
- 2-20 Lb. Gas Bottles
- 6 Gal. DSI Hot Water Heater
- Rack & Pinion Electric Slide System w/Manual Override (Standard on all slide outs)
- Clamp Ring Luggage Doors
- Large Front Pass Thru Baggage Door (TT only)
- Back-up Camera Prep
- Solar Prep

INTERIOR

- 80" Interior Height
- Floor Ducted Heat
- USB Charging Ports
- 35,000 BTU Furnace
- 14" Deep Overhead Cabinets in Super-Slide Models
- Decorative Kitchen Backsplash
- Kitchen Ball Bearing Drawer Guides
- Spice Rack (Kitchen)
- Divided Silverware Drawer
- High-rise Faucet w/Sprayer
- 3-Burner, High Output Range
- Undermount Stainless Steel Sink
- Roll-up Stainless Steel Sink Covers
- New Hardware Black Handles & Hinges (Kitchen, Living Room)
- Glass Range Cover
- Built-in Knife Rack
- LED Ceiling Lights
- 55 Amp Converter w/Battery Charger

- AM/FM/Bluetooth Stereo
- Jack Knife Sofa w/Pull-down Center Drink Tray – Storage Underneath
- King Antenna w/WiFi Prep
- Jack Knife Sofa Under Bunks
- Push-back Recliner(s)*
- Wood Medicine Cabinet with Mirrored Door
- Power Vent in Bath
- Glass Shower Door*

- 12V Shower LED Light
- 60" x 80" Queen Beds
- High Density Foam Mattress
- Bedroom Carpet (FW)
- Upgraded Soft Teddy Bear Bunk Mats
- Shirt Closet in Front Bedrooms
- Nightstands in Front Bedrooms
- Two Interior Decors
- Coat Hooks in Entry Way (Most models)

- Square Dinette Seat Bases w/Cabinet Storage
- Residential Carpet with pad
- Designer Window Treatments (Living room)

SAFETY FEATURES

- CO Detector
- LP Leak Detector
- Fire Extinguisher
- Smoke Detector

*Available on select models.

PUMA CONSTRUCTION – LONGER LASTING BETTER BUILT



- Thickest RV roof membrane available
- Won't crack or shrink over time
- Highest UV resistance
- Mold and mildew resistant
- Limited lifetime warranty

Smooth, aerodynamic radius front metal with diamond plate

- A.** AlphaPly Roofing Membrane w/Limited Lifetime Warranty
- B.** King HD TV Antenna
- C.** 3/8" Roof Decking
- D.** 4-1/2" Crowned Truss Roof Rafters
- E.** Insulated Wrapped Ducted Air Conditioning Runs
- F.** Molded ABS Fender Skirt
- G.** Sturdy .024 and .030 Gauge Aluminum Skin
- H.** Lighted LED Speakers
- I.** Color Band Metal Enhances Exterior Looks

- J.** Radius Exterior Doors
- K.** R-7 Fiberglass Insulation Cut and Glued Between Sidewall Studs
- L.** Sidewall Studs Spaced 16" Apart
- M.** Silicone Sealed Radius Compartment Doors
- N.** Front Diamond Plate
- O.** Smooth, Aerodynamic Radius Front Metal with Bold Exterior Graphics
- P.** Molded ABS LP Tank Cover
- Q.** Optional Lighted Power Jack

- R.** Rugged, Powder Coated Steel I-Beam Frame
- S.** Floor Ducted Heat
- T.** Puma Enclosed Water Tanks
- U.** Beauflor® Linoleum Flooring with 7-Year Cold Crack Warranty
- V.** Longitudinal Floor Studding Spaced 12" Apart
- W.** 43 Gallon Fresh Water Tank
- X.** Steel Crossmembers for Added Support
- Y.** Residential Grade Carpet on Slide Outs
- Z.** 5/8" Araucopy Tongue and Groove Plywood Floor Decking (25 Year manufacturer's limited warranty)



Convertible 84" U-dinette/sleeping area, with storage above and below, plus a 110V outlet



Wall art with coat hooks (Some models)



Easy to clean decorative backsplash



Smooth, finished edge underbed storage protects delicate items



Two-tone slideout fascia



Large bathroom sink and faucet with soap/toothbrush holders



Closet with washer/dryer prep and a shelf. (Select models)



USB charging ports



Entertainment center with AM/FM Bluetooth stereo. (5100 BTU Fireplace and 39" TV are optional)



Baths include a 32" x 40" shower with built-in seat, glass door, skylight, plus plenty of storage



Night roller shades




Beauflor® linoleum flooring has a 7-year cold crack warranty



Kitchens feature a 1.3 Cu. ft., stainless steel microwave, 3-Burner stove/21" oven with backlit controls and glass cover. (Destination trailers – 4-Burner stove/24" oven)

STANDARD FEATURES AND OPTIONS

Puma's generous packages offer a popular selection of convenience features that RV enthusiasts prefer.



Stainless steel 11 Cu. ft., 12V refrigerator



Undermount stainless steel sink, roll-up covers, high-rise faucet and seamless countertop



Pendant lighting over island



Kitchen drawer glides



Hardwood framed cabinet doors



MORryde solid aluminum triple steps



Tinted windows add style and reduce interior fading



The sofa has a flip-down drink tray and additional storage



New large front window standard on 26 FKDS and 31 FKRK only.



Stylish tri-tone exterior metal



King Jack omni-directional HDTV antenna with built-in, long-range signal finder and WiFi prep



Smooth, aerodynamic radius front metal with diamond plate



(2) 20 Lb. LP bottles with cover, manual jack with chain hooks – standard. (Power Stance tongue jack and auxiliary cord – optional)



Friction hinge door with window and kick plate



Heated and enclosed underbelly (Most models)




Radius compartment doors are silicone sealed to protect from the elements



Solar power prewired for off-grid camping and extended stays



Pass-through storage



LED lighting throughout



Bathroom LED motion sensor light



Reliable rack and pinion flush floor slide system



Back-up camera ready for safety and convenience



Lighted outdoor speakers



Hot and cold outside shower



Convenience Center shows battery/tank capacities. Controls slides, awning, interior/porch lights, water pump/heater



Seafo battery isolator switch prevents power drain. Operates by removable key

OPTIONS



Wall hugger reclining theater seats (Optional)



Aluminum wheels are optional. **Standards include: Super Lube axles, ABS molded fender skirts and Lionshead nitro-filled tires for improved safety, tire life and fuel economy.**



Electric awning with LED strip light. (Optional on Destination trailers)

PUMA

BY PALOMINO - SINCE 1968

Check us out at:
<https://palominorv.com/puma>




Girard On-demand tankless, water heater (Optional)

PUMA DECOR OPTIONS

Puma offers two contemporary decor packages.

CAFE LATTE



SLATE



BEDROOM



FLOORING



AWARD WINNING

Reliability • Quality
Parts • Warranty
Sales



PUMA

BY PALOMINO – SINCE 1968

Puma by Palomino, a Division of Forest River, Inc.
2551 Century Drive • Goshen, IN 46528

Check us out at: <https://palominorv.com/puma>

YOUR PUMA DEALER



AN RV FOR EVERY LIFESTYLE

Puma offers a broad selection of travel trailers, fifth wheels, toy haulers and destination trailers for every lifestyle, that incorporates the latest industry innovations. Puma's popular packages add value for years of fun with friends and family. Campers get a lot of comfort for their investment with many popular floor plans and standard features.

OUTDOOR KITCHENS EXTEND THE FUN



USB Port



This mini kitchen option includes a griddle, a 1.6 cu. ft. refrigerator, and removable sink. (Select models)

This optional outdoor kitchen has plenty of storage, both overhead and under the counter, 3.2 cu. ft. refrigerator, microwave, griddle, hot and cold running water, plus a handy USB wireless charging dock with expansion capabilities. (Select models)



Optional Micro kitchen with griddle and a 1.6 cu. ft. refrigerator. (Select models)

GVWR (Gross Vehicle Weight Rating) - is the maximum permissible weight of the unit when fully loaded. It includes all weights, inclusive of all fluids, cargo, optional equipment and accessories. For safety and product performance do NOT exceed the GVWR.

GAWR (Gross Axle Weight Rating) - is the maximum permissible weight, including cargo, fluids, optional equipment and accessories that can be safely supported by a combination of all axles.

UVW (Unloaded Vehicle Weight)* - is the typical weight of the unit as manufactured at the factory. It includes all weight at the unit's axle(s) and tongue or pin and LP Gas. The UVW does not include cargo, fresh potable water, additional optional equipment or dealer installed accessories.

*Estimated Average based on standard build optional equipment.

CCC (Cargo Carrying Capacity)** - is the amount of weight available for fresh potable water, cargo, additional optional equipment and accessories. CCC is equal to GVWR minus UVW. Available CCC should accommodate fresh potable water (8.3 lbs per gallon). Before filling the fresh water tank, empty the black and gray tanks to provide for more cargo capacity.

**Estimated average based on standard build optional equipment.

Each Forest River RV is weighed at the manufacturing facility prior to shipping. A label identifying the unloaded vehicle weight of the actual unit and the cargo carrying capacity is applied to every Forest River RV prior to leaving our facilities. The load capacity of your unit is designated by weight, not by volume, so you cannot necessarily use all available space when loading your unit.

All information contained in this brochure is believed to be accurate at the time of publication. However, during the model year, it may be necessary to make revisions and Forest River, Inc., reserves the right to make all such changes without notice, including prices, colors, materials, equipment and specifications as well as the addition of new models and the discontinuance of models shown in this brochure. Therefore, please consult with your Forest River dealer and confirm the existence of any materials, design or specifications that are material to your purchase decision. ©2021 Puma by Palomino a Division of Forest River, Inc., a Berkshire Hathaway company. All Rights Reserved. 05/21



PRE-DELIVERY INSPECTION FACILITY

20,000 square feet of quality assurance. The bare essentials for a premium product. This state-of-the-art facility gives immediate daily feedback to production for quality assurance in every unit built.

24/7 EMERGENCY ROADSIDE ASSISTANCE WITH VEHICLE PURCHASE*

TOWING
JUMP-STARTS
TIRE CHANGES
FLUID DELIVERY
LOCKOUT
SERVICE

WINCH-OUT
MOBILE MECHANIC
TECHNICAL
SUPPORT
DEALER LOCATOR
SERVICES



*VALID FOR 1 YEAR FROM DATE OF PURCHASE

WWW.KOACARECAMPS.ORG



Fighting + Making
Cancer + Memories



FREE MEMBERSHIP
to Forest River Owners' Group

Find us on
Facebook

www.forestriverfrog.com



Learn More
Scan this barcode using
a QR Reader on your
smart phone to learn
more about Forest River.



A Berkshire Hathaway company.