

2761AGC Articulator

Parts Manual

Manual Part #: Man-2761AGC

LASTEC

7865 N County Road 100E

Lizton, Indiana 46149

Phone (317) 892-4444 Fax (317) 892-4188

www.lastec.com

© Lastec, 2006

Printed in the United States of America, all rights reserved. No part of this manual may be reproduced in any form by any photographic, electronic, mechanical or other means or used in any information storage and retrieval system without written permission from

Lastec, Inc.
7865 N. County Road 100E
Lizton, IN 46149

Table of Contents

Section-Page

SECTION 1	GENERAL INFORMATION	1-1
1.1	How To Use The Parts List	1-2
1.2	Torque Values	1-3
1.3	Decals	1-4
SECTION 2	DRIVE SYSTEM	2-1
2.1	Seat Assembly	2-2
2.2	Roll-Over Protection System (ROPS)	2-4
2.3	Rocker Assembly (Serial # 2130406 and prior)	2-6
2.4	Rocker Assembly, 61” Deck (Serial # 2140406 and later)	2-8
2.5	Left Rocker Deck Lift Assembly, 61” Deck	2-10
2.6	Right Rocker Deck Lift Assembly, 61” and 73” Decks	2-12
2.7	Rocker Wheel Assembly	2-14
2.8	Front Yoke Assembly	2-16
2.9	Wheel Assembly, 13 x 6.50 x 6	2-18
2.10	Control Box Assembly (Serial # 24321106 and prior)	2-20
2.11	Control Box Assembly (Serial # 24321106 and later)	2-22
2.12	Hand Control Assembly	2-24
2.13	Pedal Assembly (Optional as of serial #26270307)	2-26
2.14	Throttle Assembly (Deleted after Serial # 24321106)	2-28
2.15	Front Deck Lift Rod Assembly (Serial #24311106 and prior)	2-30
2.16	Front Deck Lift Rod Assembly (Serial #24331106 and later)	2-32
2.17	Emergency Brake Assembly	2-34
2.18	Rear Deck Lift Rod Assembly	2-36
2.19	Framework	2-38
2.20	Pull Bar Assembly	2-40
SECTION 3	HYDRAULIC SYSTEM	3-1
3.1	Hydraulic Layout Diagram	3-2
3.2	Hydraulic Pump Assemblies	3-4
3.3	Hydraulic Motor, Right	3-6
3.4	Hydraulic Motor, Left	3-8
3.5	Brake Assembly	3-10
3.6	Hydraulic Tank Assembly	3-12
3.7	Hydraulic Drive Idler Assembly	3-14

Table of Contents

Section-Page

SECTION 4	ENGINE & ELECTRICAL	4-1
4.1	Fuel Tank Assembly (Serial #25620207 and later).....	4-2
4.2	Fuel Tank (Serial # 25610207 and prior).....	4-4
4.3	Fuel System.....	4-6
4.4	Engine Guard.....	4-8
4.5	Engine Hardware.....	4-10
4.6	Engine Assembly.....	4-12
4.7	Motor Mount and Hardware.....	4-14
4.8	Deck Drive Idler Assembly.....	4-16
4.9	Air Intake Assembly (Serial # 2870806 and later).....	4-18
4.10	Exhaust.....	4-20
4.11	Battery Tray Assembly.....	4-22
4.12	Wiring Schematic.....	4-24
4.13	Wiring Harness.....	4-26
SECTION 5	61" MOWER DECK	5-1
5.1	Deck Framework.....	5-2
5.2	Deck 1 Hardware (Serial # 2860806 and later).....	5-4
5.3	Deck 1 Hardware (Serial # 2850806 and prior).....	5-6
5.4	Deck 2 Hardware.....	5-8
5.5	Rear Discharge Baffle Assembly.....	5-10
5.6	Deck 3 Hardware.....	5-12
5.7	Optional Mulching Kit.....	5-14
5.8	Optional Striping Kit.....	5-16
5.9	Double Pulley Spindle (5/14 and later).....	5-18
5.10	Spindle Housing.....	5-20
5.11	Double Pulley Spindle (Prior to 5/14).....	5-22
5.12	Spindle Housing.....	5-24
5.13	Tensioner Assembly.....	5-26
5.14	Grass Chute.....	5-28
5.15	Rear Anti-scalp Roller (Prior to 5/14).....	5-30
SECTION 6	INDEX	6-1

SECTION 1 GENERAL INFORMATION

1 General Information

How To Use The Parts List

1.1 How To Use The Parts List

- Use the table of contents or part number index to locate the part you need.
- Go to the appropriate section and locate the part in the table and illustration.
- Parts shown indented under another part are included with that part. **IMPORTANT:** Assemblies marked with a diamond (◆) are non-saleable and all the parts shown as included need to be purchased separately.

See the sample table below. Sample Assembly A01111 includes part F02222-22 and sub-assembly A03333. The diamond (◆) indicates that assembly A01111 is non-saleable and all the parts shown as included need to be purchased separately. Subassembly A03333 includes parts S04444-4 and F07777-77. The diamond (◆) indicates that subassembly A03333 is non-saleable and all the parts shown as included need to be purchased separately.



REF	PART #	DESCRIPTION (◆ Indicates Non-Saleable Items)	COMMENTS	QTY.
◆	A01111	Sample Assembly		1
1	F02222-22	Sample Part		1
◆	A03333	Sample Subassembly		1
2	S04444-4	Sample Part		1
3	F07777-77	Sample Part		1

To Order Parts:

- From the continental U.S., call your local Lastec distributor to order parts. If there is no Lastec distributor in your area, call **1-800-515-6798**. Have your customer number, unit serial number, and part numbers ready when you call.
- From other international locations, contact the Lastec distributor in your area for parts.

1.2 Torque Values

Below is a table of suggested torque values for this unit. Please use these torque values on this unit unless otherwise specified.

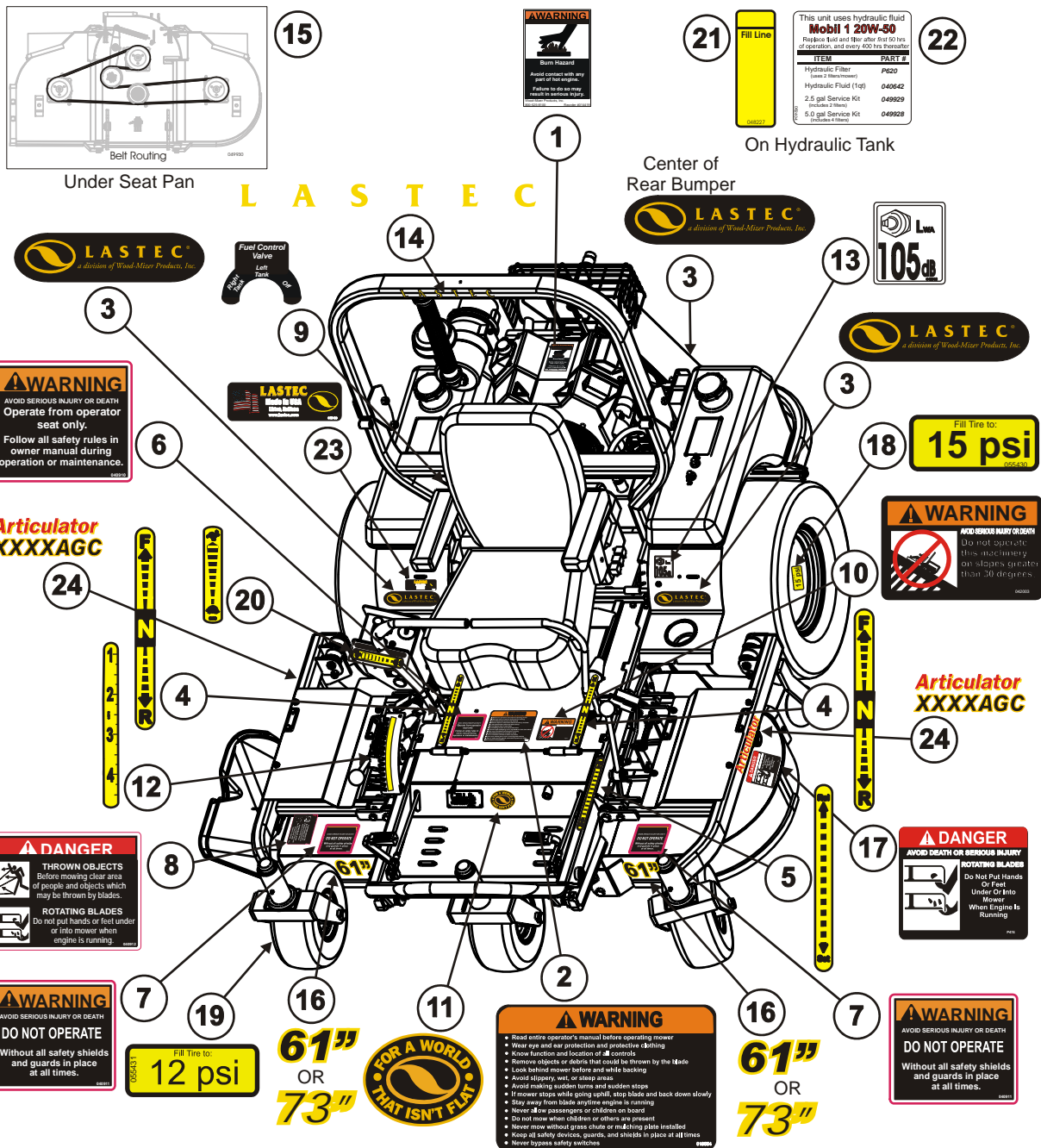
Grade		Units	SAE 5	SAE 8
Tensile Strength			105000 PSI	150000 PSI
Grade Mark				
Bolt Dia.	Threads. Per In.	Units	SAE 5	SAE 8
6	32	in-lbs (Nm)	20 (2.3)	-
8	32	in-lbs (Nm)	24 (2.7)	30 (3.4)
10	24	in-lbs (Nm)	35 (4.0)	45 (5.1)
10	32	in-lbs (Nm)	40 (4.5)	50 (5.7)
12	24	in-lbs (Nm)	50 (5.7)	65 (7.3)
1/4	20	in-lbs (Nm)	95 (10.7)	125 (14.1)
1/4	28	in-lbs (Nm)	95 (10.7)	150 (17.0)
5/16	18	ft-lbs (Nm)	17 (22.6)	23 (31.2)
5/16	24	ft-lbs (Nm)	20 (27.1)	25 (33.8)
3/8	16	ft-lbs (Nm)	30 (40.7)	40 (54.2)
3/8	24	ft-lbs (Nm)	35 (47.5)	45 (61.0)
7/16	14	ft-lbs (Nm)	50 (67.8)	65 (88.1)
7/16	20	ft-lbs (Nm)	55 (74.6)	70 (94.9)
1/2	13	ft-lbs (Nm)	75 (101.7)	100 (135.6)
1/2	20	ft-lbs (Nm)	85 (115.3)	110 (149.2)
9/16	12	ft-lbs (Nm)	105 (142.4)	135 (183.1)
9/16	18	ft-lbs (Nm)	115 (155.9)	150 (203.4)
5/8	11	ft-lbs (Nm)	150 (203.4)	195 (264.4)
5/8	18	ft-lbs (Nm)	160 (217.0)	210 (284.8)
3/4	10	ft-lbs (Nm)	170 (230.5)	220 (298.3)
3/4	16	ft-lbs (Nm)	175 (237.3)	225 (305.1)
7/8	9	ft-lbs (Nm)	302 (409.5)	473 (640.9)
7/8	14	ft-lbs (Nm)	300 (406.8)	400 (542.4)
1	8	ft-lbs (Nm)	466 (631.8)	714 (967.4)

1 General Information

Decals

1.3 Decals

REF	PART #	DESCRIPTION	COMMENTS	QTY.
	042919	Decal Kit, 2761AGC		1
	049936	Decal Kit, 61AC Units		1
1	014419	Decal, Hot Engine Warning		1
2	019554	Decal, Warning, Operational Safety 425D		1
3	019557	Decal, Articulator Logo Div WM		3
4	028601	Decal, Fwd/Rev Motion		2
5	028603	Decal, Brake Control		1
6	040910	Decal, Warning Operate From Seat		1
7	040911	Decal, Warning Operate With Guards		2
8	040912	Decal, Danger, Thrown Objects/Arrow		1
9	041200	Decal, Fuel Switch 421D		1
10	042003	Decal, Warning, Slope		1
11	043225	Decal, Flat World Logo		1
12	049466	Decal, Comm. Deck Height Adjustment		1
13	045519	Decal, Sound Power Level		1
14	048504	Decal, Lastec, Roll Bar		1
15	049930	Decal, Belt Routing Diagram		1
16	049931	Decal, 61 inches		2
17	P478	Decal, Danger - Rotating Blades		1
18	055430	Decal, Rear Tire Pressure		2
19	055431	Decal, Front Tire Pressure		3
20	044731	Decal, Control Box Engine Throttle		1
21	048227	Decal, Hydro Fill Line		1
22	062404	Decal, AGC/ADC Hydro		1
23	062429	Decal, Lastec Made in USA		1
24	049444	Decal, Articulator 2761AGC		2
	062426	Decal, Relays for 051530	Not Shown	1



LT0086B

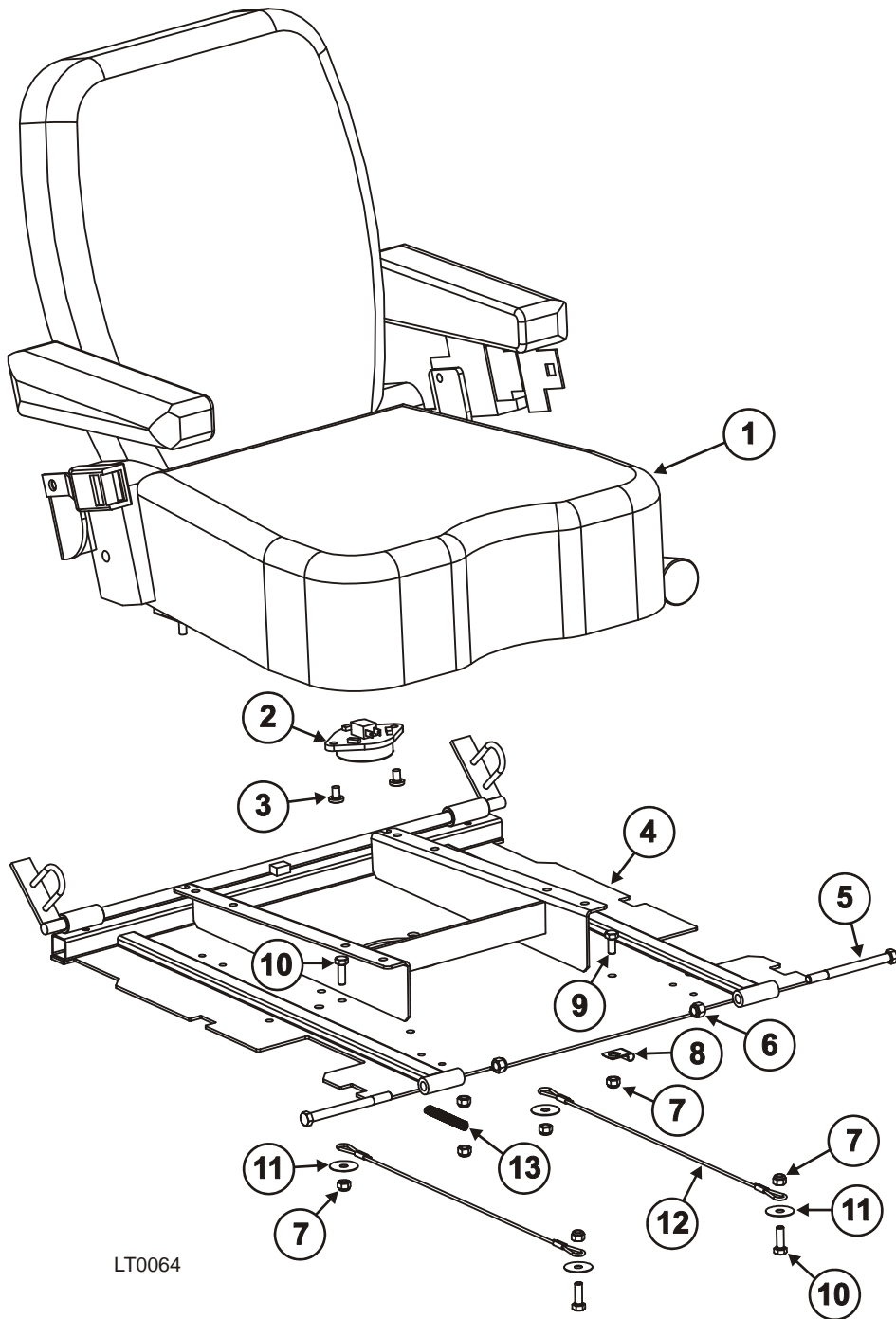
SECTION 2 DRIVE SYSTEM

2 Drive System

Seat Assembly

2.1 Seat Assembly

REF	PART #	DESCRIPTION	COMMENTS	QTY.
	049590	Seat Assembly, Complete Gas		1
1	P630	Seat, Air Ride (Color Gray)		1
2	P826	Switch, Seat		1
3	F412	Screw, Seat Switch		2
	P776	Seat Belt, 2" ALR/ERI Buckle	Sold as a pair	1
4	049589	Pan Weldment, Seat		1
5	F05007-244	Bolt, 3/8-16 x 4 1/2" Hex Head 316 SS		2
6	F05010-234	Nut, 3/8-16 Hex Half Nylon Lock 316 SS		2
7	F05010-58	Nut, 5/16-18 Nylok Hex	3 Added after Serial # 1940306 1 Added after Serial # 2960906	7
8	024155	Clamp, 1/4" Wire 13/32" Mtg Hole	Added after Serial # 2960906	1
9	F05006-102	Bolt, 5/16-18 x 3/4" Hex Head Grade 5	Added after Serial # 2960906	1
10	F05006-27	Bolt, 5/16-18 x 1" Hex Head Grade 5	3 Added after Serial # 1940306	5
11	F05011-50	Washer, 5/16" x 1 1/4" Fender	3 Added after Serial # 1940306	4
12	045988	Cable, Seat Lanyard	Added after Serial # 1940306	2
13	014818	Spring, Extension 3/8" x 3"		1
	052025	Seat Delay Assembly, LasTec Mowers	Not Shown	1





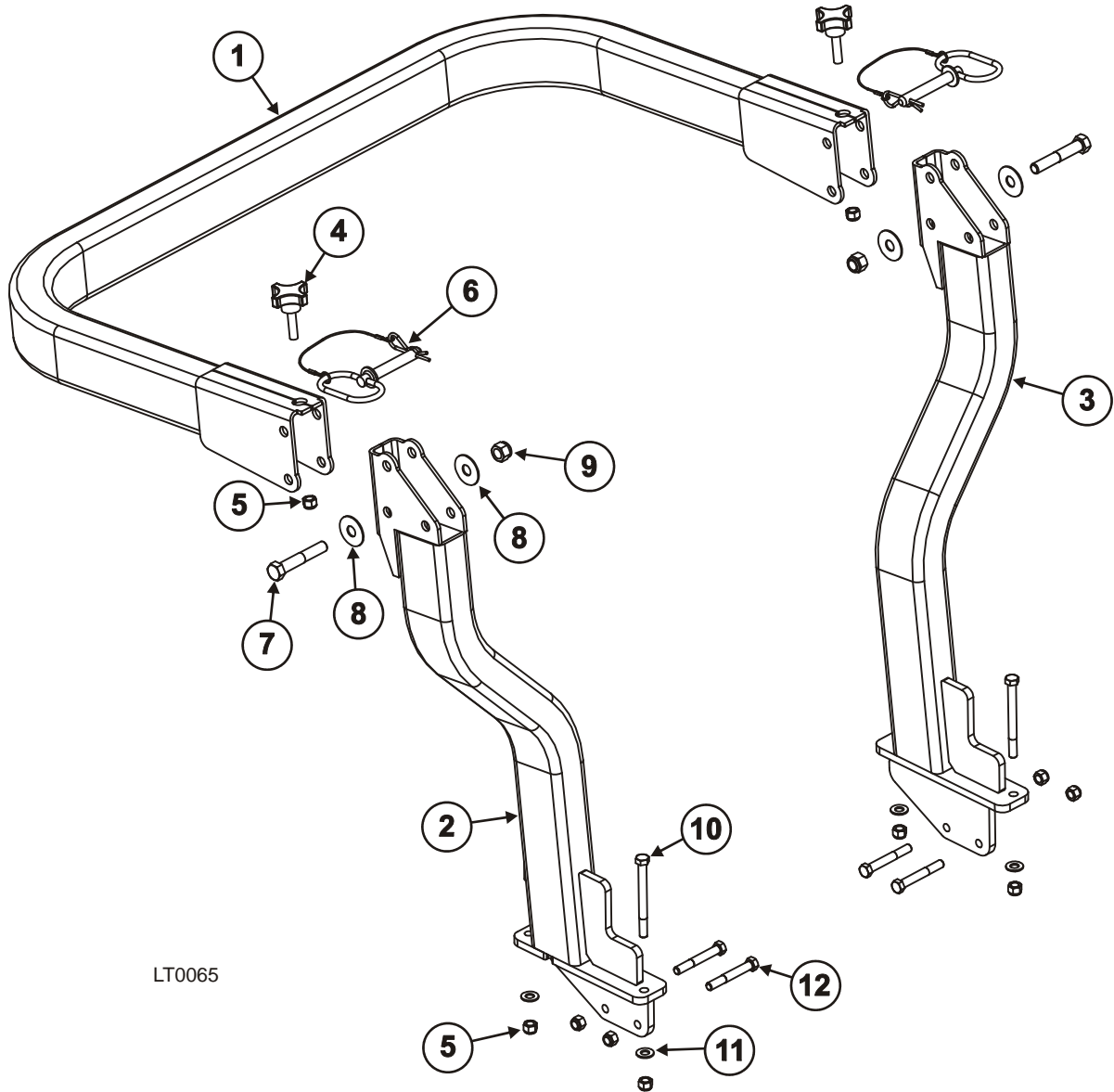
Drive System

Roll-Over Protection System (ROPS)

2.2 Roll-Over Protection System (ROPS)

REF	PART #	DESCRIPTION	COMMENTS	QTY.
	049796	ROPS Assembly, 2861 Folding		1
1	049831 ¹	Frame Weldment, ROPS		1
2	049736 ¹	Frame Weldment, Comm. ROPS Lower		1
3	049736-1 ¹	Frame Weldment, Comm. ROPS Lower		1
4	049447	Knob w/Stud, 3/8-16 x 1.50"		2
5	F05010-10	Nut, 3/8-16 Hex Nyloc		10
6	049448	Pull Pin, 1/2"		2
7	F05008-23	Bolt, 1/2-13 x 3" Hex Head Grade 5		2
8	049446	Washer, 1.50" OD x .53" ID UHMW		4
9	F05010-8	Nut, 1/2-13 Nylon Hex Lock		2
10	F05007-126	Bolt, 3/8-16 x 4" Hex Head Grade 5		4
11	F05011-3	Washer, 3/8" Flat SAE		4
12	F05007-206	Bolt, 3/8-16 x 2 3/4" Hex Head Grade 5		4

¹ ROPS framing members may not be sold separately. When ordering, you will receive all three frame weldments (049831, 049736 and 049736-1).



LT0065

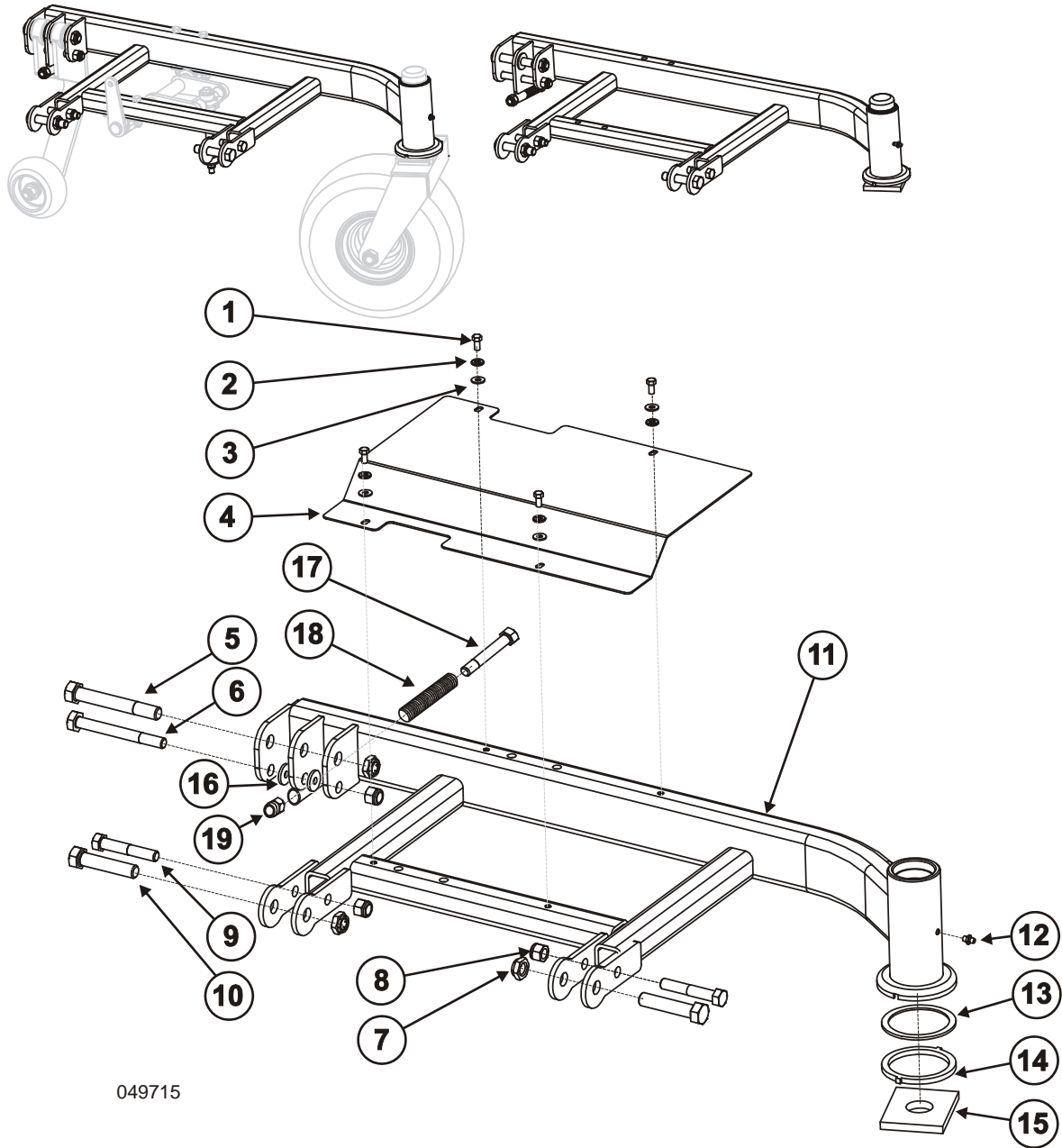
2 Drive System

Rocker Assembly (Serial # 2130406 and prior)

2.3 Rocker Assembly (Serial # 2130406 and prior)

REF	PART #	DESCRIPTION	COMMENTS	QTY.
1	F05005-79	Bolt, 1/4-20 x 1/2" Hex Head Cap		4
2	F05011-14	Washer, 1/4" Split Lock		4
3	F05011-11	Washer, 1/4" SAE Flat		4
4	049791	Cover, Left Rocker		1
	049792	Cover, Right Rocker		1
5	F05009-10	Bolt, 5/8-11 x 4 1/2" Hex Head Grade 5		1
6	F05008-106	Bolt, 1/2-13 x 4 3/4" Hex Head Cap Grade 5		1
7	F05010-185	Nut, 5/8-11 Flexloc		3
8	F05010-8	Nut, 1/2-13 Nyl Hex Lock	1 added after serial # 1660206	4
9	F05008-23	Bolt, 1/2-13 x 3" Hex Head Grade 5 Zinc		2
10	F05009-37	Bolt, 5/8-11 X 3" Hex Head Grade 5 Zinc		2
11	049710	Rocker Weldment, Left	61" deck	1
	049717	Rocker Weldment, Right		1
11	055384	Rocker Weldment, 73" Right	73" Deck	1
	055385	Rocker Weldment, 73" Left		1
12	P107	Fitting, 1/4-28 Straight Grease		1
13	049893	Washer, 3 1/2" OD Wave		1
14	048173	Washer, Wheel Damper		1
15	048174	Block, Wheel Yoke Friction		1
16	F05011-5	Washer, 5/8" SAE Flat	Added after serial # 1660206	2
17	F05008-35	Bolt, 1/2-13 x 4-1/2" Hex Head Gr5		1
18	043285	Spring, .72" x 2.75" x .105" MW	Added after serial # 1660206	1
19	F05010-8	Nut, 1/2-13 Nyl Hex Lock	Added after serial # 1660206	1

NOTE: Left and right Rockers are mirror images of each other. Be sure to order the correct weldment or cover for the side needed. (Left side shown in illustration.)



049715



Drive System

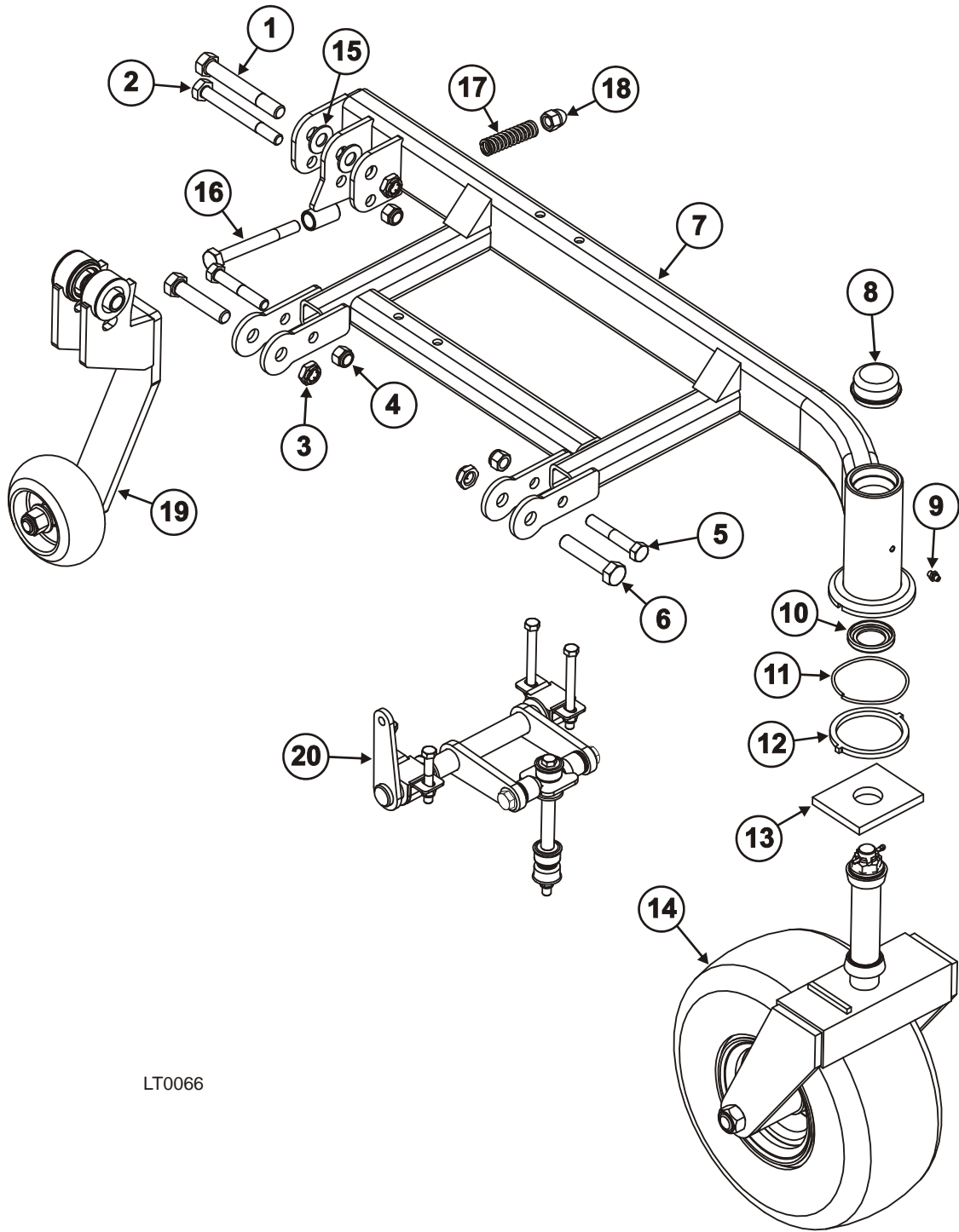
Rocker Assembly, 61" Deck (Serial # 2140406 and later)

2.4 Rocker Assembly, 61" Deck (Serial # 2140406 and later)

REF	PART #	DESCRIPTION	COMMENTS	QTY.
	055086	Rocker Assembly, Right	Right Side Only	1
	055085	Rocker Assembly, Left	Left Side Only	1
1	F05009-10	Bolt, 5/8-11 x 4 1/2" Hex Head Grade 5		1
2	F05008-106	Bolt, 1/2-13 x 4 3/4" Hex Head Cap Grade 5		1
3	F05010-185	Nut, 5/8-11 FlexLoc		3
4	F05010-8	Nut, 1/2-13 Nyl Hex Lock		3
5	F05008-23	Bolt, 1/2-13 x 3" Hex Head Grade 5		2
6	F05009-37	Bolt, 5/8-11 x 3 Hex Head Grade 5		2
7	055084	Rocker Weldment, Right	Right Side Only	1
	055486	Rocker Weldment, Left	Left Side Only. Serial #24441106 and later	1
	055083	Rocker Weldment, Left	Left Side Only. Serial #2130406 to 24431106	1
8	P195	Cap, Hub		1
9	P107	Fitting, 1/4-28 Straight Grease		1
10	P191	Seal, 1 1/4" ID Trb Bearing		1
11	049893	Washer, 3-1/2" OD Wave		1
12	048173	Washer, Wheel Damper		1
13	048174	Block, Wheel Yoke Friction		1
14	049668	Wheel Yoke Assembly, 13" Comm Right	Right Side Only. See Section 2.8	1
	046477	Wheel Yoke Assembly, 13" Comm	Left Side Only. See Section 2.8	1
15	F05011-5	Washer, 5/8" SAE Flat		2
16	F05008-106 ¹	Bolt, 1/2-13 x 4 3/4" Hex Head Cap Grade 5	Serial #2850806 and later	1
	F05008-35	Bolt, 1/2-13 x 4 1/2" Hex Head Cap Grade 5	Serial #2850806 and prior	1
17	043285	Spring, 0.72" x 2.75" x 0.105" MW		1
18	F05010-201	Nut, 1/2-13 Hi-Crown Acorn Cap Plated	Serial #2850806 and later	1
	F05010-8	Nut, 1/2-13 Nylon Hex Lock	Serial #2850806 and prior	1
19	049745	Rocker Wheel Assembly, Right	Right Side Only. See Section 2.7	1
	049740	Rocker Wheel Assembly, Left	Left Side Only. See Section 2.7	1
20	049790	Lift Assembly, Right Rocker Deck	Right Side Only. See Section 2.6	1
	055831	Lift Assembly, Left Rocker Deck	Left Side Only. See Section 2.5	1

¹ Bolt, spring and nut reversed orientation after serial #2850806.

NOTE: The left and right rocker assemblies are mirror images of each other. Be sure to order the correct rocker weldment, wheel yoke, rocker wheel and deck lift assemblies for the side needed. (Left side shown below.)



LT0066

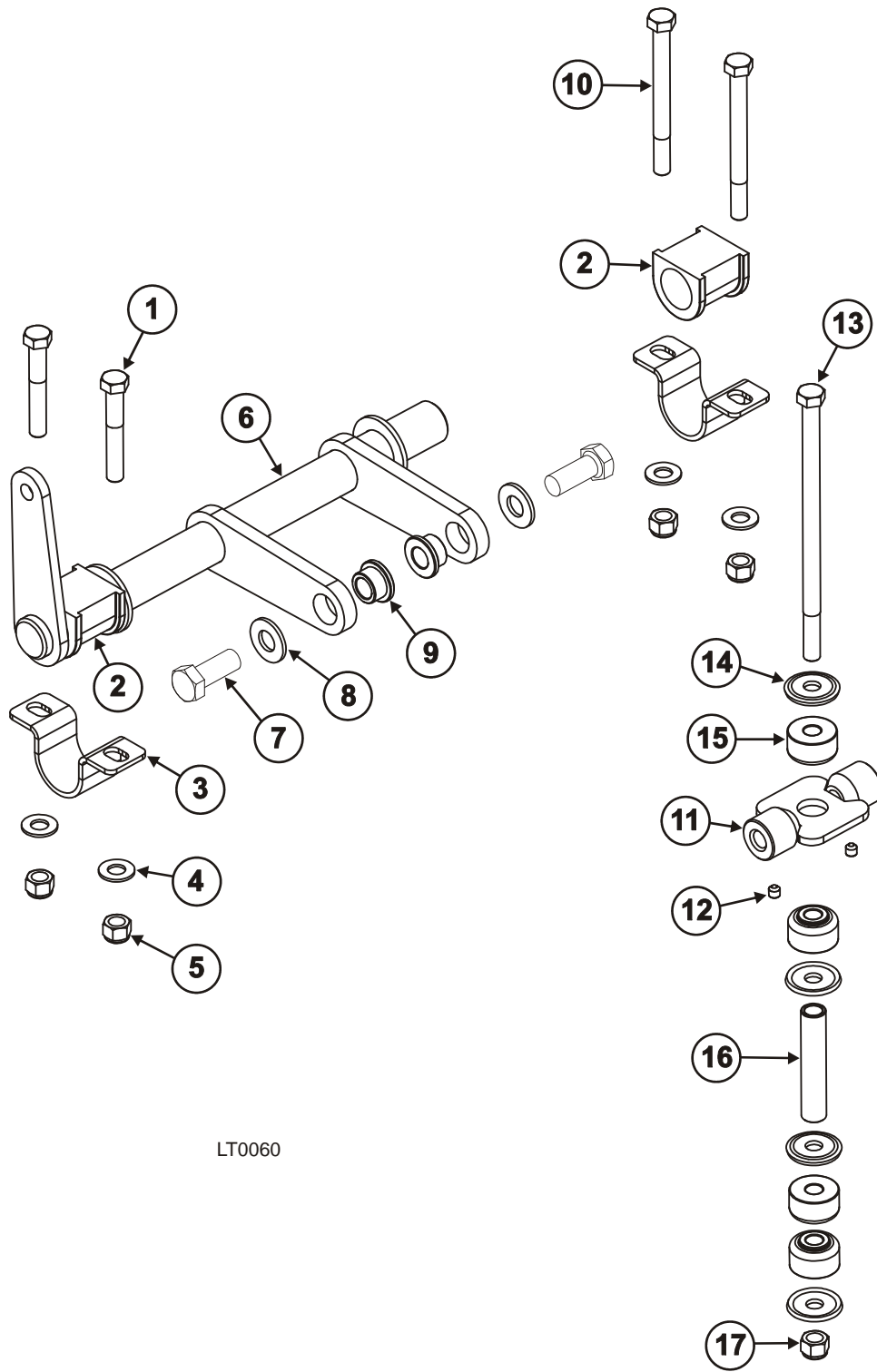


Drive System

Left Rocker Deck Lift Assembly, 61" Deck

2.5 Left Rocker Deck Lift Assembly, 61" Deck

REF	PART #	DESCRIPTION	COMMENTS	QTY.
	055831	Lift Assembly, Left Rocker Deck		1
1	F05007-125	Bolt, 3/8-16 x 2 1/2" Hex Head Grade 5		2
2	048712	Bushing, 1 1/16" Urethane Pivot		2
3	048692	Strap, 1U		2
4	F05011-3	Washer, 3/8" Flat SAE		4
5	F05010-10	Nut, 3/8-16 Hex Nyloc		4
6	055483	Lift Weldment, Left Deck		1
7	F05008-37	Bolt, 1/2-13 x 1 1/4" Hex Head Grade 5		2
8	F05011-2	Washer, 1/2" SAE Flat		2
9	P829	Bushing, 1/2" ID x 3/4" OD x 1/2" Brnz		2
10	F05007-126	Bolt, 3/8-16 x 4" Hex Head Grade 5		2
11	049725	Lift Weldment, Deck Tab		1
12	F05005-105	Screw, 1/4-28 x 1/4" BO Socket Head Pt Set		2
	049843	Link Assembly, 3/8" Suspension		1
13	N/A	Bolt, 3/8-16 x 7" Hex Head Grade 5	Not sold separately	1
14	N/A	Washer, 3/8" Suspension	Not sold separately	4
15	N/A	Bushing, 3/8" Polyurethane Suspension	Not sold separately	4
16	N/A	Spacer, 3/8" Suspension	Not sold separately	1
17	F05010-10	Nut, 3/8-16 Hex Nyl Lock		1



LT0060

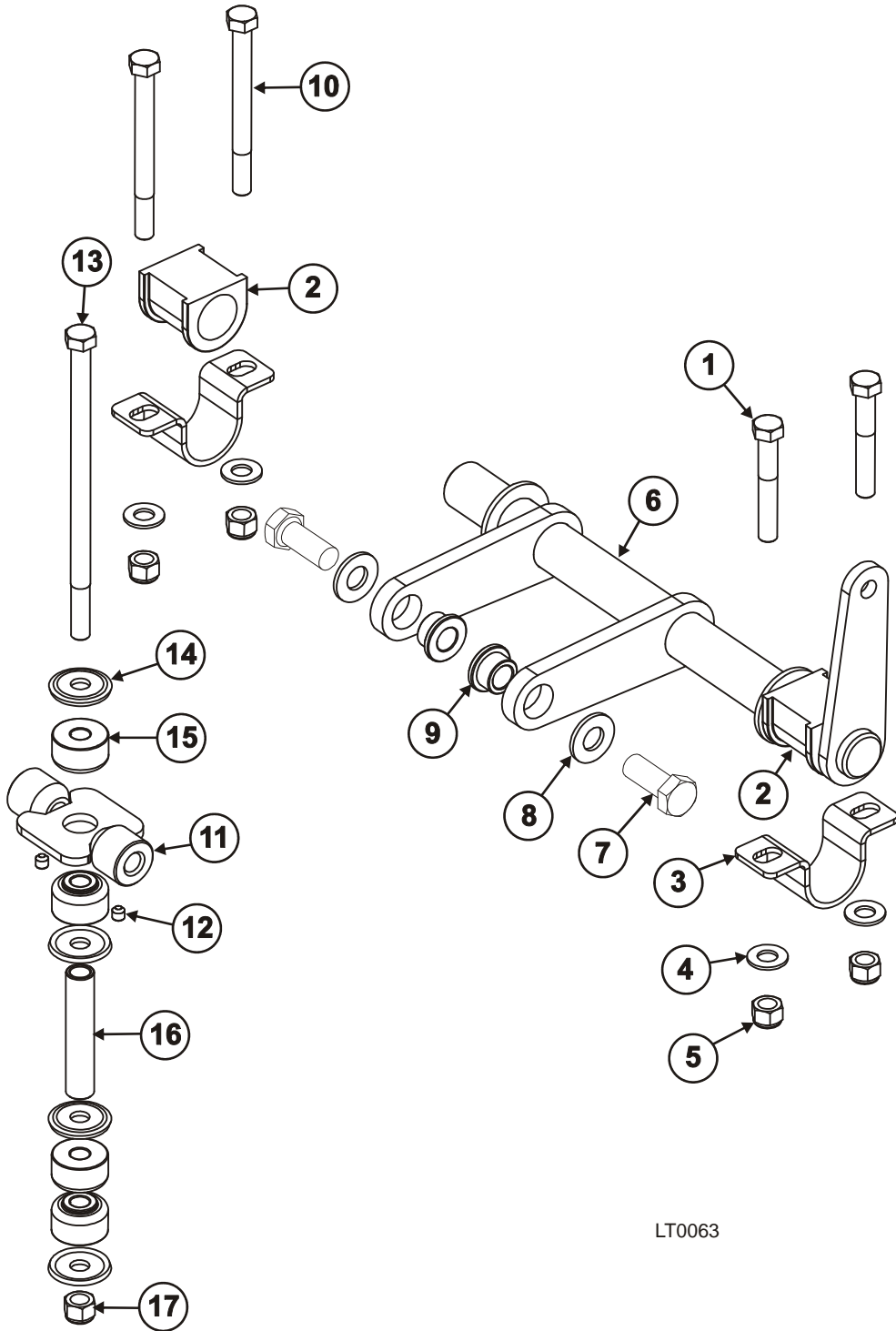


Drive System

Right Rocker Deck Lift Assembly, 61" and 73" Decks

2.6 Right Rocker Deck Lift Assembly, 61" and 73" Decks

REF	PART #	DESCRIPTION	COMMENTS	QTY.
	049790	Lift Assembly, Right Rocker Deck		1
1	F05007-125	Bolt, 3/8-16 x 2 1/2" Hex Head Grade 5		2
2	048712	Bushing, 1 1/16" Urethane Pivot		2
3	048692	Strap, 1U		2
4	F05011-3	Washer, 3/8" Flat SAE		4
5	F05010-10	Nut, 3/8-16 Hex Nyloc		4
6	049789	Lift Weldment, Right Deck		1
7	F05008-37	Bolt, 1/2-13 x 1 1/4" Hex Head Grade 5		2
8	F05011-2	Washer, 1/2" SAE Flat		2
9	P829	Bushing, 1/2" ID x 3/4" OD x 1/2" Brnz		2
10	F05007-126	Bolt, 3/8-16 x 4" Hex Head Grade 5		2
11	049725	Lift Weldment, Deck Tab		1
12	F05005-105	Screw, 1/4-28 x 1/4" BO Socket Head Pt Set		2
	049843	Link Assembly, 3/8" Suspension		1
13	N/A	Bolt, 3/8-16 x 7" Hex Head Grade 5	Not sold separately	1
14	N/A	Washer, 3/8" Suspension	Not sold separately	4
15	N/A	Bushing, 3/8" Polyurethane Suspension	Not sold separately	4
16	N/A	Spacer, 3/8" Suspension	Not sold separately	1
17	F05010-10	Nut, 3/8-16 Hex Nyl Lock		1



LT0063

2 Drive System

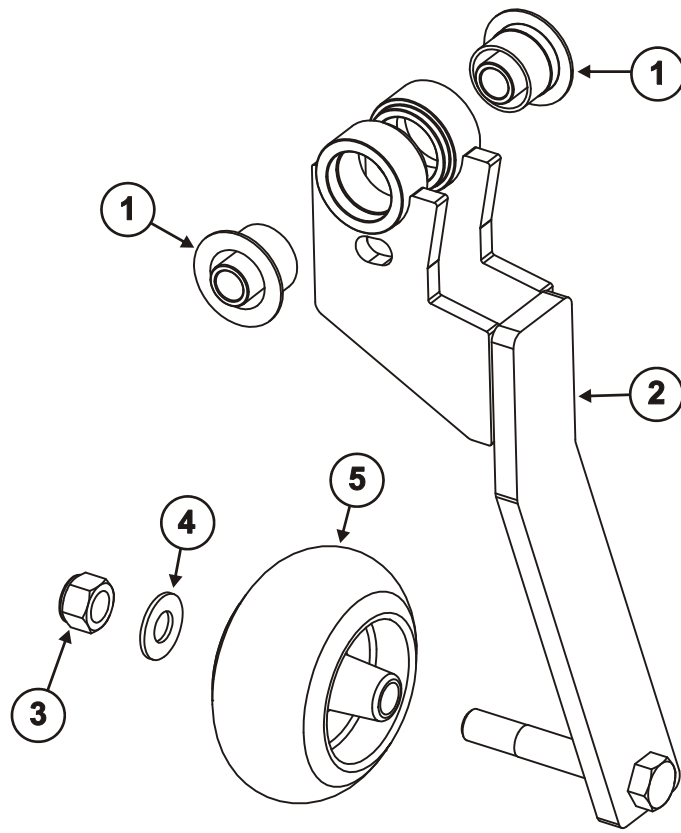
Rocker Wheel Assembly

2.7 Rocker Wheel Assembly

REF	PART #	DESCRIPTION	COMMENTS	QTY.
	049745	Rocker Wheel Assembly, Right	Right Side Only	1
	049740	Rocker Wheel Assembly, Left	Left Side Only	1
1	049870	Bushing, Urethane Pivot	Apply water-proof axle grease to mating surfaces prior to assembly. Serial #1660206 and later	2
	049510	Bushing, Rubber Pivot	Serial #2780806 and prior. No longer available; order 049870	2
2	049744	Weldment, Right Rocker Wheel Pivot	Right Side Only	1
	049741	Weldment, Left Rocker Wheel Pivot	Left Side Only	1
3	F05010-34	Nut, 5/8-11 Nyl Lock		1
4	F05011-5	Washer, 5/8" SAE Flat		1
5	027013	Wheel, Anti-Scalp 5-5/8" hole		1

NOTE: The left and right assemblies are mirror images of each other. Be sure to order the correct weldment for the side needed. (Left side shown below.)

CAUTION: Bolts holding urethane bushings must remain tight. Equipment damage may occur.



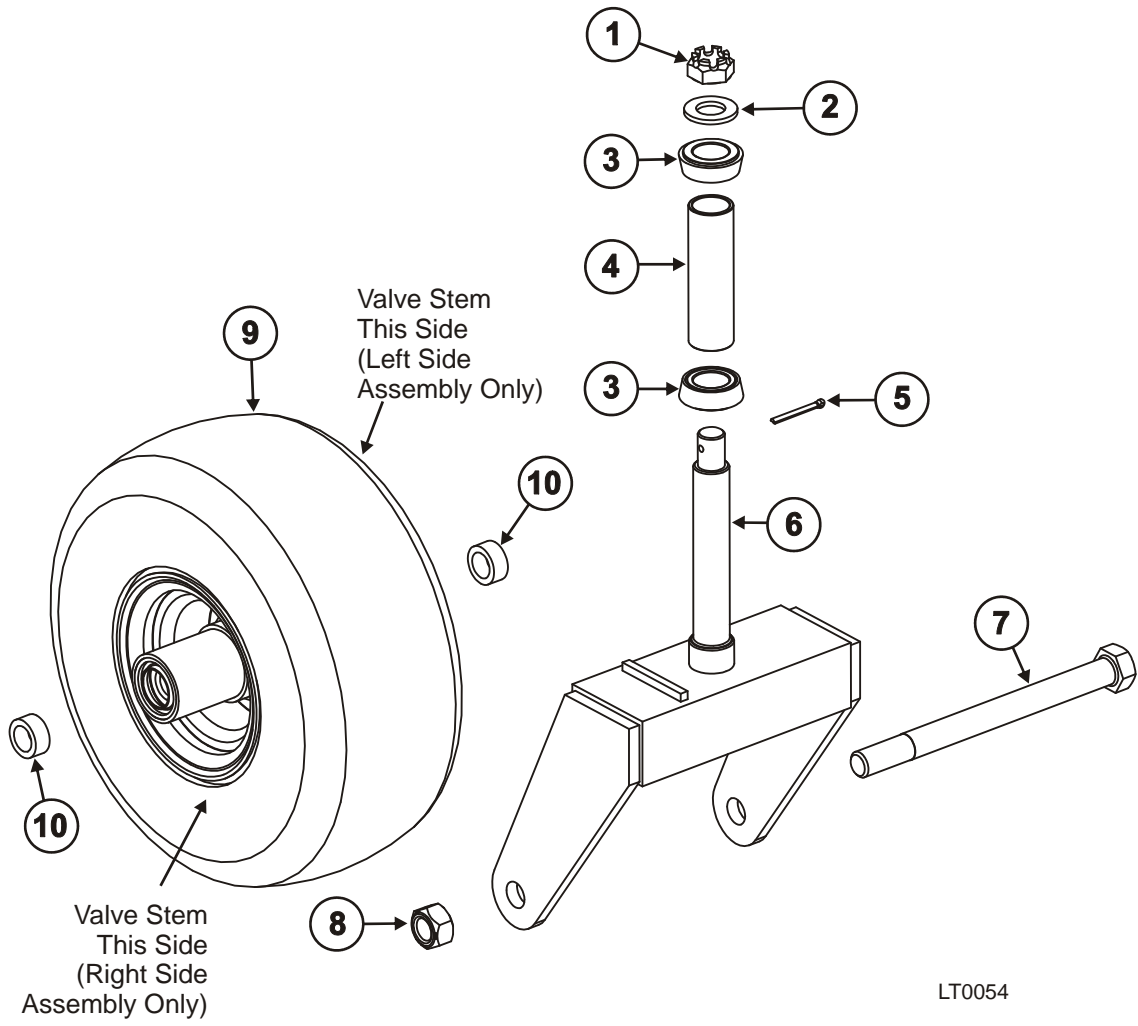
LT0061

2 Drive System

Front Yoke Assembly

2.8 Front Yoke Assembly

REF	PART #	DESCRIPTION	COMMENTS	QTY.
	046477	Wheel Yoke Assembly, 13" Comm	Left Side Only	1
	049668	Wheel Yoke Assembly, 13" Comm Right	Right Side Only	1
1	P434	Nut, 3/4-16 Castle		1
2	F05011-62	Washer, 3/4" SAE Flat		1
3	P190	Bearing, 1" ID Tapered Roller		1
4	043968	Spacer, Wheel Yoke Bearing		2
5	F05012-79	Pin, 5/32" x 1 1/2" Cotter	Serial # 2161105 and later	1
	F05012-49	Pin, 1/8" x 1 1/2" Cotter	Serial # 2151105 and prior	1
6	046478	Yoke Weldment, 2561 Front Wheel		1
7	F05009-108	Bolt, 3/4-10 x 9" Hex Head Grade 5		1
8	F05010-177	Nut, 3/4-10 Stover Swaged		1
9	045986	Wheel Assembly, 13" x 6.5" x 6"	See Section 2.9	1
10	P296	Spacer, 1.13" OD x .75" ID x .5"		2





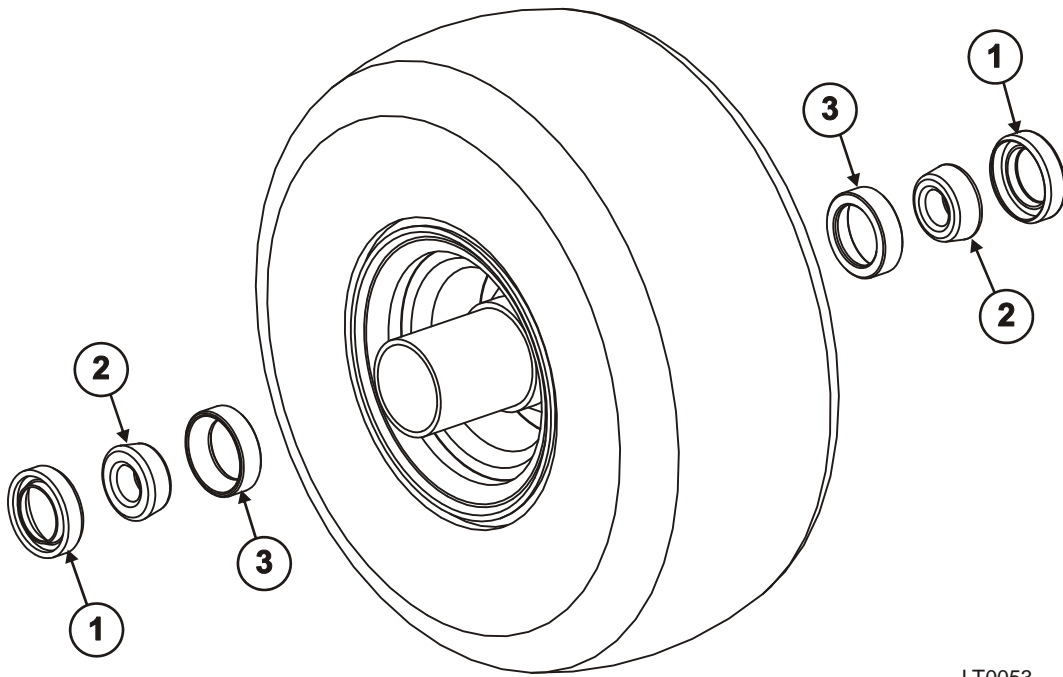
Drive System

Wheel Assembly, 13 x 6.50 x 6

2.9 Wheel Assembly, 13 x 6.50 x 6

REF	PART #	DESCRIPTION	COMMENTS	QTY.
	045986	Wheel Assembly, 13" x 6.5" x 6"		1
1	P293	Seal, TRB, 3/4" ID		2
2	P292	Bearing, Tapered Roller, 3/4" ID		2
3	P402	Bearing Race Insert, 3/4" TRB		2

NOTE: The tire and hub are not sold separately and they are included in Wheel Assembly (045986).



LT0053

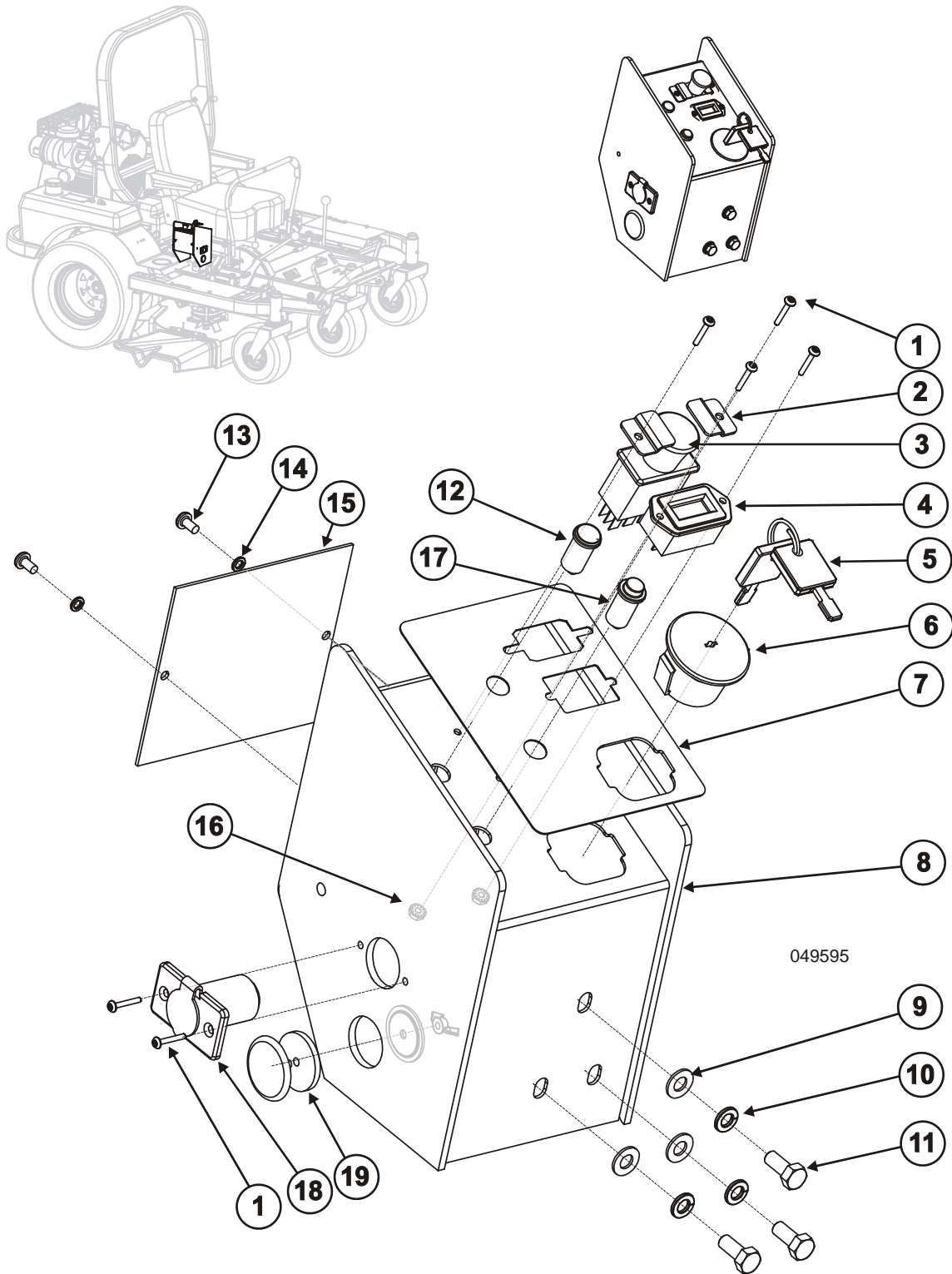


Drive System

Control Box Assembly (Serial # 24321106 and prior)

2.10 Control Box Assembly (Serial # 24321106 and prior)

REF	PART #	DESCRIPTION	COMMENTS	QTY.
1	F05004-93	Screw, 6-32 x 3/4" SBHC SS		6
2	043956	Clamp, Blade Switch Mount		2
3	044588	Switch, Blade Start/Stop		1
4	046129	Hour Meter, Digital LCD		1
5	045693	Key, Ignition		1
6	046122	Switch, Ignition Key		1
7	049747	Decal, Comm Mower Control Panel Gas		1
8	049731	Weldment, Control Box		1
9	F05011-17	Washer, 5/16" SAE Flat		3
10	F05011-13	Washer, 5/16" Split Lock		3
11	F05006-102	Bolt, 5/16-18 x 3/4" Hex Head Grade 5 Zinc		3
12	050477	Light, LED 12VDC Red w/Leads		1
13	F05004-3	Screw, #10-24 x 3/8" Phillips PH Machine->		3
14	F05011-20	Washer, #10 Split Lock		2
15	048953	Plate, Control Box Access		1
16	F05010-59	Nut, #6-32 Keps		2
17	E20482	Light, Red 12Volt .187 Tabs		1
18	041669	Socket, 12V Accessory Panel Mount		1
19	046470	Plug, AS075 Oiltite Ptd Black	Parts not sold seperately	1
		Plug, Hole Seal		1
		Gasket, Hole Seal		1
		Washer, Hole Seal		1
		Nut, #10-24 Wing		1





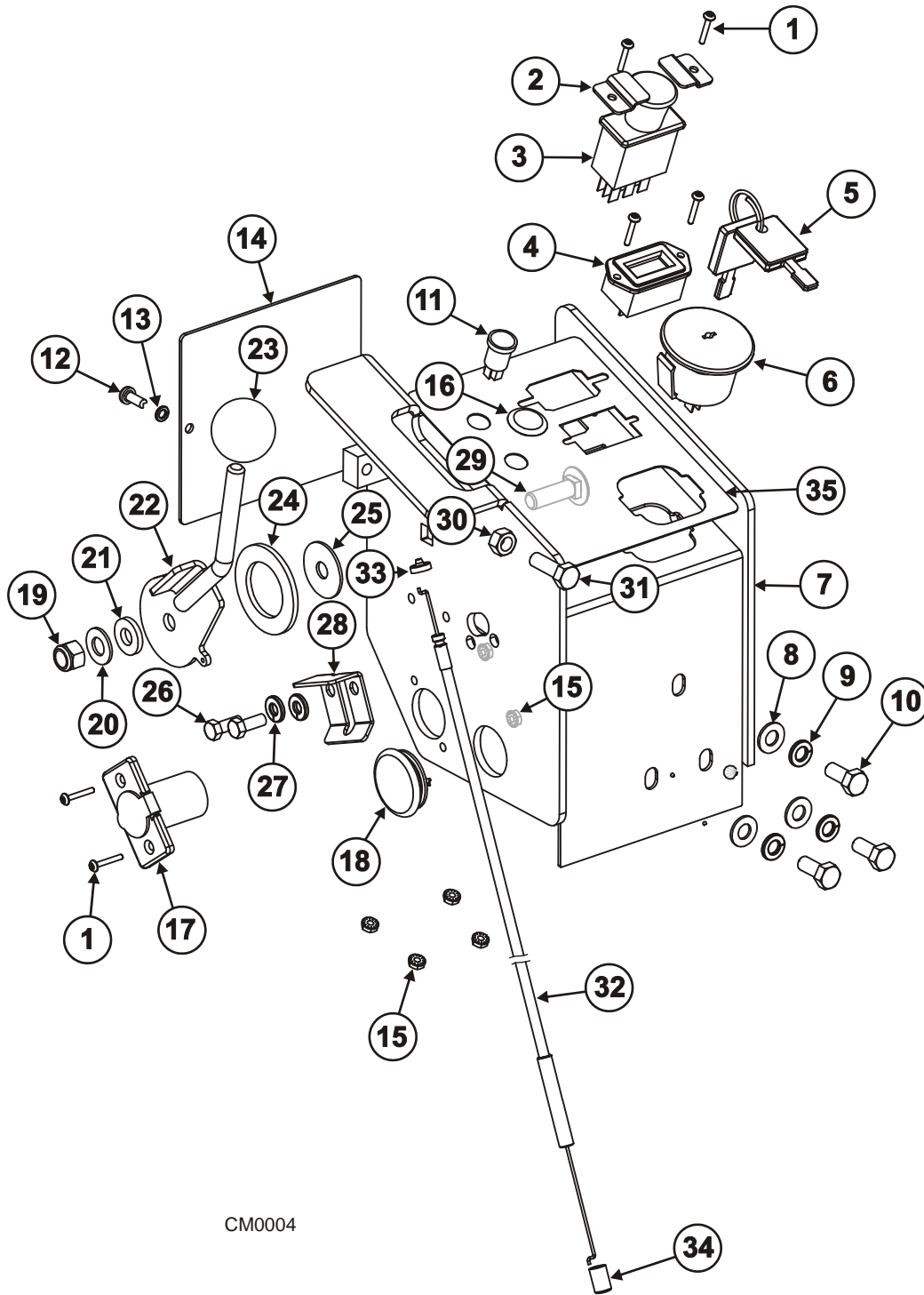
Drive System

Control Box Assembly (Serial # 24321106 and later)

2.11 Control Box Assembly (Serial # 24321106 and later)

REF	PART #	DESCRIPTION	COMMENTS	QTY.
	049942	Control Box Assembly, Generac		1
1	F05004-93	Screw, 6-32 x 3/4" SBHC SS		6
2	043956	Clamp, Blade Switch Mount		2
3	044588	Switch, Blade Start/Stop		1
4	046129	Hour Meter, Digital LCD		1
5	045693	Key, Ignition		2
6	046122	Switch, Ignition Key		1
7	055481	Control Box Weldmnt, AC Gas w/ Throttle		1
8	F05011-17	Washer, 5/16" SAE Flat		3
9	F05011-13	Washer, 5/16" Split Lock		3
10	F05006-102	Bolt, 5/16-18 x 3/4" Hex Head Grade 5 Zinc		3
11	E20482	Light, Red 12 Volt .187 Tabs		1
12	F05015-17	Bolt, #10-24 x 1/2" Phillips PH		2
13	F05011-20	Washer, #10 Split Lock		2
14	048953	Plate, Control Box Access		1
15	F05010-59	Nut, #6-32 Keps		2
16	019613	Plug, 1/2" Hole		1
17	041669	Socket, 12V Accessory Panel Mount		1
18	046470	Plug, AS075 Oiltite Black		1
19	F05010-10	Nut, 3/8-16 Hex Nyloc		1
20	F05011-3	Washer, 3/8" Flat SAE		1
21	046239	Washer, Throttle Friction		1
22	044715	Handle Weldmnt, Throttle		1
23	019086	Knob, 1 3/8" x 3/8-24		1
24	046251	Washer Plate, Throttle Friction		1
25	046293	Washer, Throttle Friction		1
26	F05005-137	Bolt, 1/4-20 x 5/8" Hex Head Grade 5		2
27	F05011-14	Washer, 1/4" Split Lock		2
28	061974 ¹	Clamp, Cable		1
29	F05007-127	Bolt, 3/8-16 x 1 1/4" Carriage Grade 5		1
30	F05010-17	Nut, 5/16-18 Hex		1
31	F05006-27	Bolt, 5/16-18 x 1" Hex Head Grade 5		1
	063206 ¹	Cable Assembly, Gas Throttle		1
32	049856	Cable Assembly, 2861 Throttle		1
33	061954	Grommet, Cable Wiper		1
34	061953	Boot, Vinyl Cable		1
35	049747	Decal, Comm Mower Control Panel Gas		1

¹ 061974 replaced 046240 Throttle Conduit Clamp (serial # 33600109 and later). Also, 063206 replaced 049856 Throttle Cable. Service Kit (063210) was created for models with serial # prior to 33600109. See bulletins PB-0256 and IS-0257 for more information.



CM0004



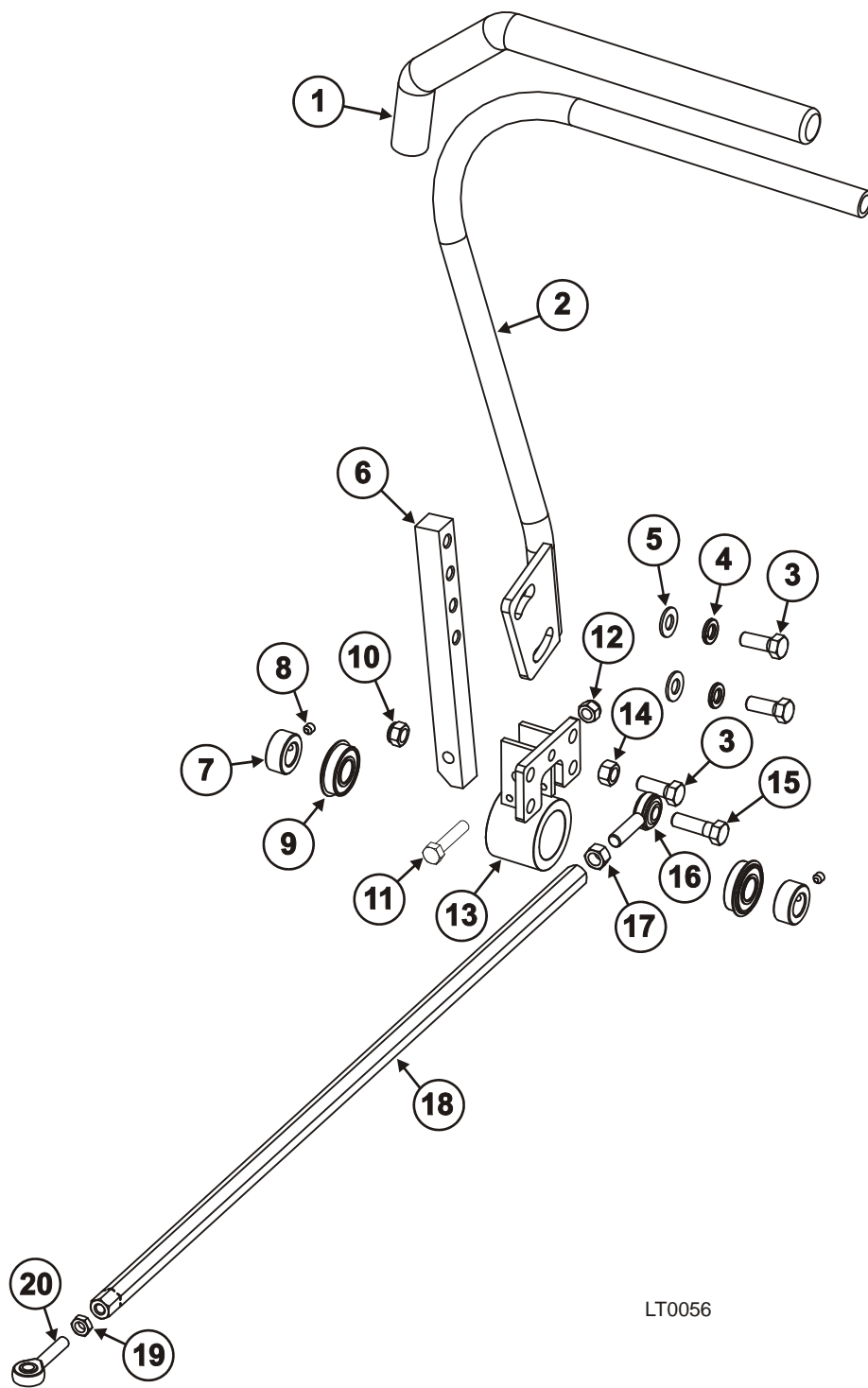
Drive System

Hand Control Assembly

2.12 Hand Control Assembly

REF	PART #	DESCRIPTION	COMMENTS	QTY.
	049706	Arm Assembly, Right Control Handle	Right Side Only	1
	049707	Arm Assembly, Left Control Handle	Left Side Only	1
1	028390	Grip, Handle		1
2	027015	Arm Weldment, 2561 Right Control	Right Side Only	1
	027016	Arm Weldment, 2561 Left Control	Left Side Only	1
3	F05007-87	Bolt, 3/8-16 x 1" Hex Head Grade 5		3
4	F05011-4	Washer, 3/8" Split Lock		2
5	F05011-3	Washer, 3/8" Flat SAE		2
6	048393	Mount, Extended Drive Handle	Serial #1940106 and later	1
	043950	Block, Drive Handle Mount	Serial #1520306 and prior	1
7	P05035	Collar, 5/8" ID Lock		2
8	F05005-105	Screw, 1/4-28 x 1/4" BO SH Cup Pt Set		2
9	014834	Bearing, w/Snap Ring 5/8" ID		2
10	F05010-124	Nut, 3/8-16 Half Nyloc		1
11	F05008-96	Bolt, 5/16-18 x 1 1/2" Hex Head Grade 5		1
12	F05010-58	Nut, 5/16-18 Nylok Hex		1
13	043952	Arm Pivot Weldment, Right Control		1
14	F05010-1	Nut, 3/8-16 Hex		1
15	F05007-123	Bolt, 3/8-16 x 1 1/4" Hex Head Grade 5		1
	056450	Turnbuckle Assembly, Hydro Diesel		1
16	018739	Rod End, 3/8-24 Right Hand		1
17	F05010-123	Nut, 3/8-24 Free		1
18	056449	Rod, Hydro Control Link		1
19	F05010-119	Nut, 5/16-24 Jam LH		1
20	014815	Rod End, 5/16-24 Male LH		1

NOTE: Right and Left Control Handle Arm Assemblies are mirror images of each other with the exception of the Control Arm Weldment (item 2).



LT0056



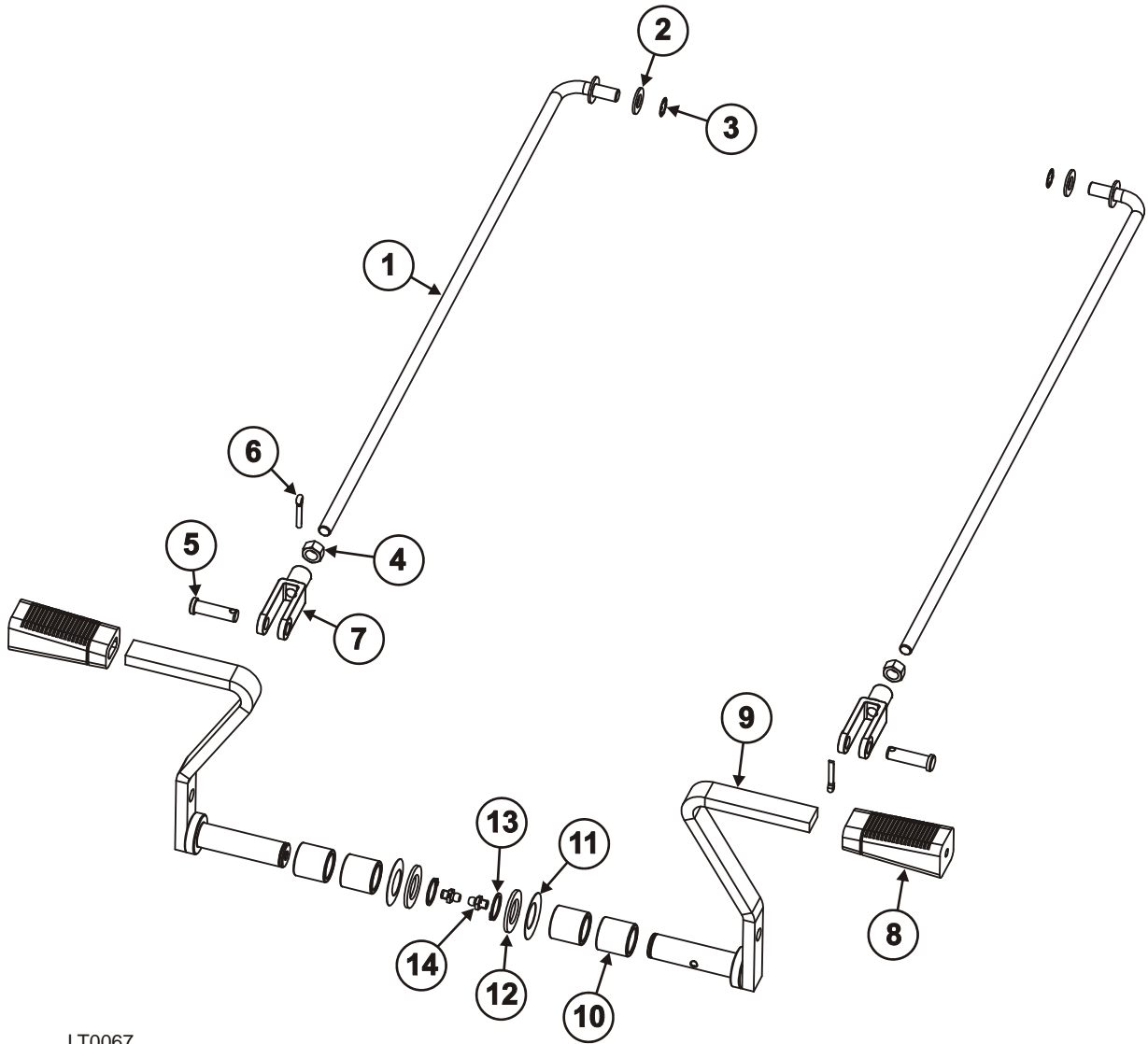
Drive System

Pedal Assembly (Optional as of serial #26270307)

2.13 Pedal Assembly (Optional as of serial #26270307)

REF	PART #	DESCRIPTION	COMMENTS	QTY.
	056241	Pedal Kit, AGC Foot	Optional	1
	049739	Rod Assembly, Foot Control		2
1	049738	Rod Weldment, Foot Control		1
2	F05011-3	Washer, 3/8" Flat SAE		1
3	F05011-110	Washer, 3/8" Push Nut		1
4	F05010-123	Nut, 3/8-24 Free		1
5	P110	Pin, 3/8" x 1 5/16" Clevis		1
6	F05012-3	Pin, 1/8" x 3/4" Cotter		1
7	P686	Yoke, 3/8In-24		1
	049728	Pedal Assembly, Control		2
8	P629	Grip, Foot Control Black		1
9	049730	Pedal Weldment, Foot Control		1
10	029842	Bushing, 3/4" ID x 1" OD x 1" Oil		2
11	F05011-111	Washer, 20mm Bellville		1
12	F05011-77	Washer, 3/4" AN Yel/Cad		1
13	F04254-46	Ring, 3/4" External - External		1
14	P107	Fitting, 1/4-28 Straight Grease		1
	IS-0218	Instruction Sheet, 056241 Kit		1

NOTE: To add this Foot Pedal option to your unit after serial #26270307, order Foot Pedal Kit (056241).



LT0067



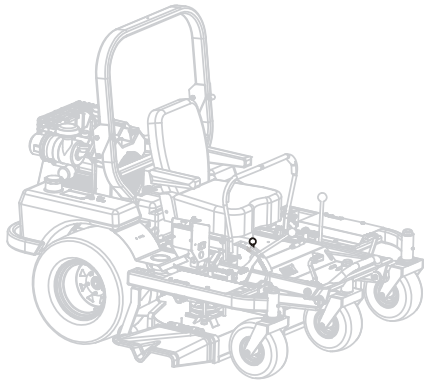
Drive System

Throttle Assembly (Deleted after Serial # 24321106)

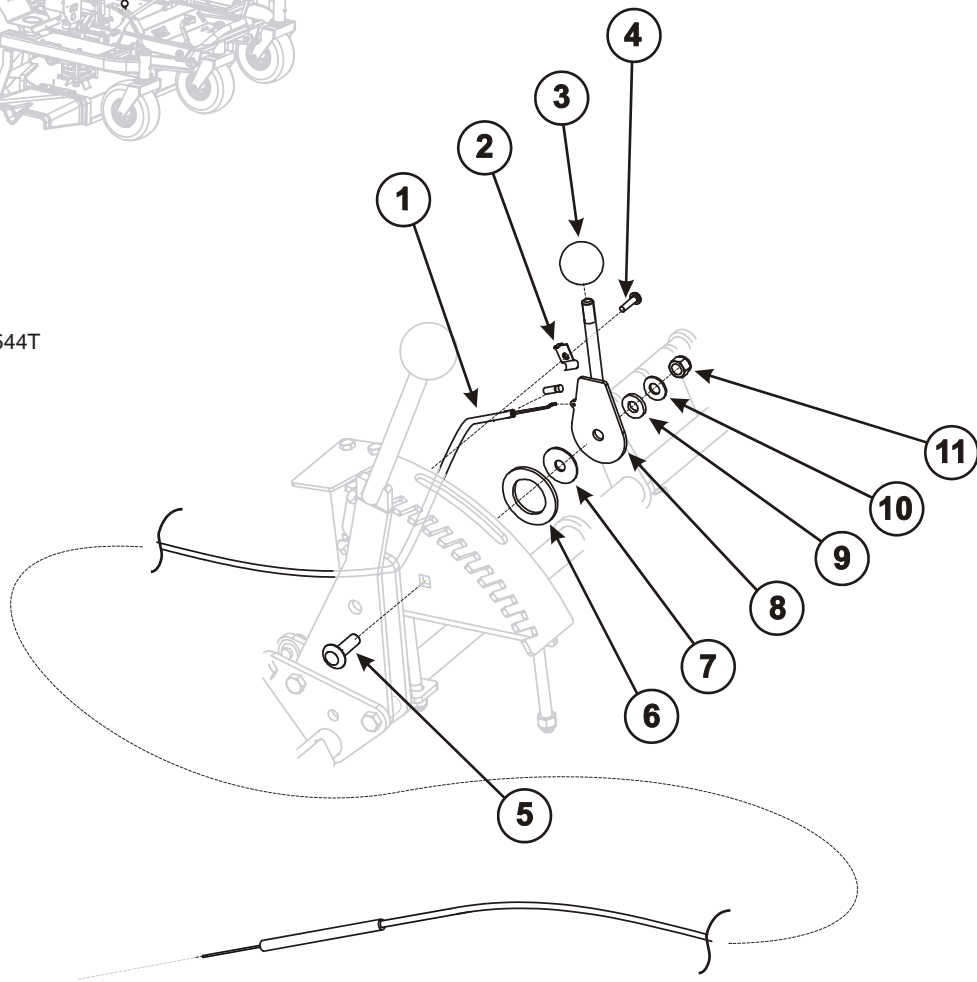
2.14 Throttle Assembly (Deleted after Serial # 24321106)

REF	PART #	DESCRIPTION	COMMENTS	QTY.
1	049856	Cable Assembly, 2861 Throttle		1
2	046240	Clamp, Throttle Conduit		1
3	019086	Knob, 1 3/8" x 3/8-24		1
4	F05015-17	Bolt, #10-24 x 1/2" PH		1
5	F05007-127	Bolt, 3/8-16 x 1 1/4" Carriage Grade 5		1
6	046251	Washer Plate, Throttle Friction		1
7	046293	Washer, Throttle Friction		1
8	046236	Handle Weldment, Throttle		1
9	046239	Washer, Throttle Friction		1
10	F05011-3	Washer, 3/8" SAE Flat		1
11	F05010-10	Nut, 3/8-16 Hex Nyl Lock		1

NOTE: Throttle moved to control box location after Serial #24321106.



049544T





Drive System

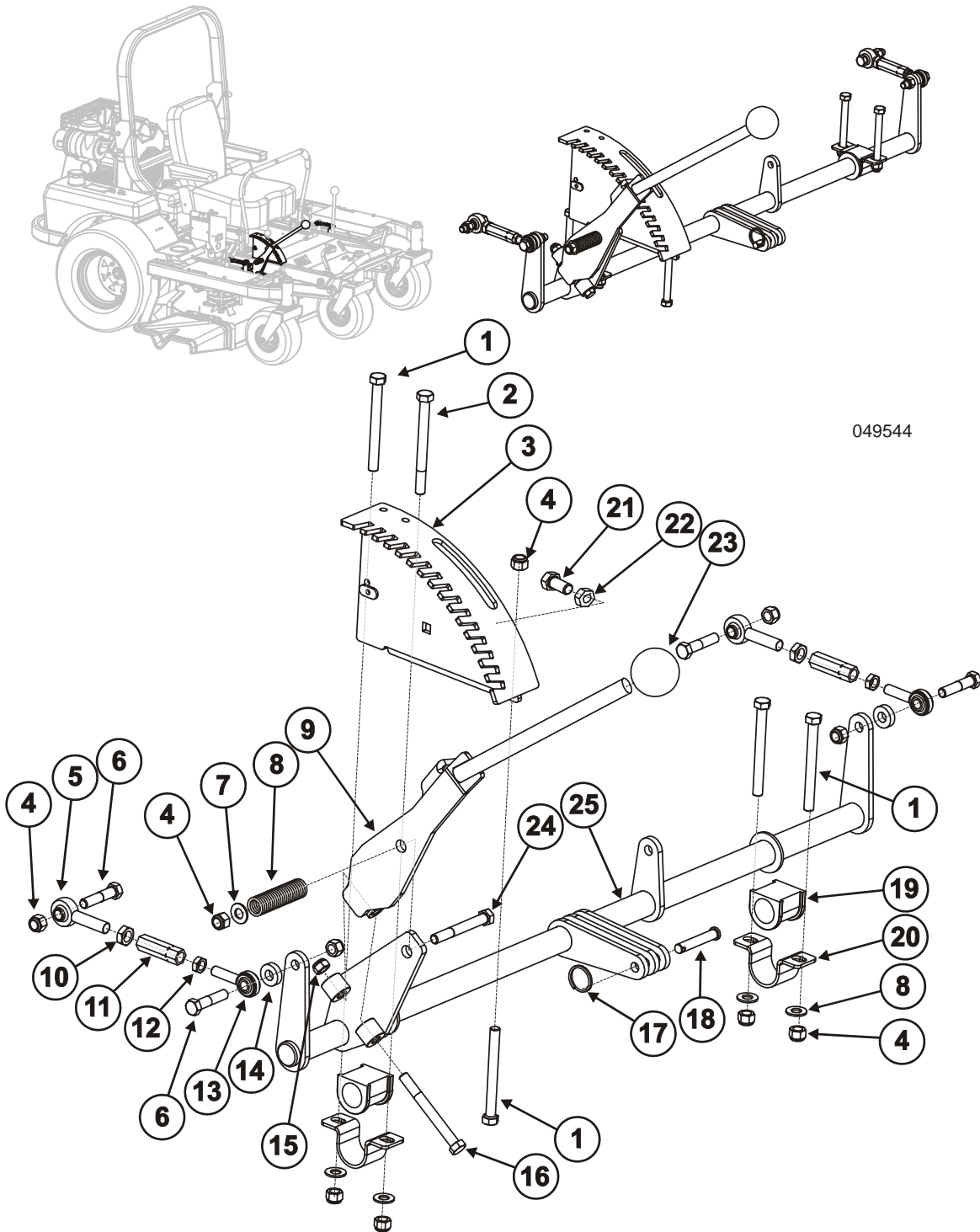
Front Deck Lift Rod Assembly (Serial #24311106 and prior)

2.15 Front Deck Lift Rod Assembly (Serial #24311106 and prior)

REF	PART #	DESCRIPTION	COMMENTS	QTY.
1	F05007-136	Bolt, 3/8-16 x 3 3/4" Hex Head Grade 5		4
2	F05007-126	Bolt, 3/8-16 x 4" Hex Head Grade 5		1
3	034930	Plate Weldment, Deck Height Adjustment		1
4	F05010-10	Nut, 3/8-16 Hex Nyloc		10
5	048468	Rod End, 7/16-20 x 3/8 High Misalign		2
6	F05007-119	Bolt, 3/8-16 x 1 3/4" Hex Head Grade 5		4
7	F05011-3	Washer, 3/8" Flat SAE		5
8	047234	Spring, .72 x 2.75 x .095 Dia SS Comp		1
9	047187	Spacer, 5/8" x 1" x 5/8"		1
10	F05010-38	Nut, 7/16-20 Jam		2
11	049787	Turnbuckle, Deck Lift Link		2
12	F05010-166	Nut, 3/8-24 LH Jam		2
13	018740	Rod End 3/8-24 Left Hand		2
14	S12284	Tube, 7/8" Dia Elec Motor Spacer		2
15	F05010-124	Nut, 3/8-16 Half Nyloc		1
16	F05004-123	Bolt, 3/8-16 x 3 1/2" Hex Head Gr5		1
17	P111	Ring, Kick-out, 1"		1
18	P212	Pin, 3/8" x 2 1/8" Clevis, Yzn		1
19	048712	Bushing, 1-1/16" Urethane Pivot	Apply water-proof axle grease to mating surfaces prior to assembly	2
20	048692	Strap, 1U		2
21	F05006-81	Bolt, 5/16-18 x 1 3/4" FT Hex Head Gr5	Added after serial # 1940306	1
22	F05010-17	Nut, 5/16-18 Hex	Added after serial # 1940306	1
23	P04211	Knob, 5/8-18 Ball		1
24	F05007-73	Bolt, 3/8-16 x 3" Hex Head Gr5		1
25	049545	Rod Weldment, Front Deck Lift		1

CAUTION: Bolts holding urethane bushings must remain tight. Equipment damage may occur.

Front Deck Lift Rod Assembly (Serial #24311106 and prior)





Drive System

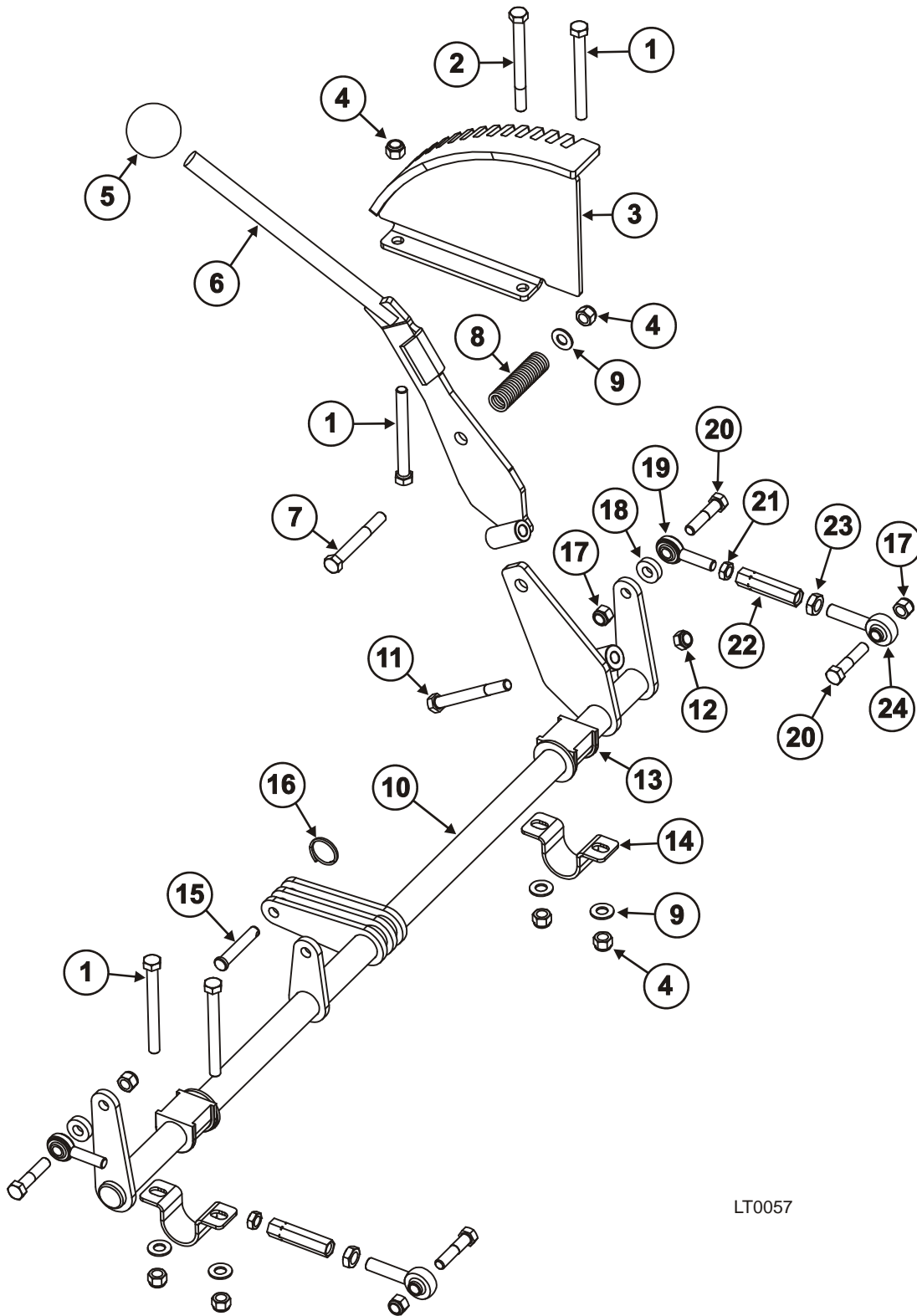
Front Deck Lift Rod Assembly (Serial #24331106 and later)

2.16 Front Deck Lift Rod Assembly (Serial #24331106 and later)

REF	PART #	DESCRIPTION	COMMENTS	QTY.
	049544	Rod Assembly, Front Deck Lift		1
1	F05007-136	Bolt, 3/8-16 x 3 3/4" Hex Head Grade 5		4
2	F05007-126	Bolt, 3/8-16 x 4" Hex Head Grade 5		1
3	055464	Plate Weldment, Deck Height Adjust		1
4	F05010-10	Nut, 3/8-16 Hex Nyloc		6
5	P04211	Knob, 5/8-18 Ball		1
6	048187	Handle Weldment, Deck Raise		1
7	F05007-73	Bolt, 3/8-16 x 3" Hex Head Grade 5		1
8	047234	Spring, .72" x 2.75" x .095" Dia. SS Comp		1
9	F05011-3	Washer, 3/8" Flat SAE		5
10	049545	Rod Weldment, Front Deck Lift		1
11	F05004-123	Bolt, 3/8-16 x 3 1/2" Hex Head Grade 5		1
12	F05010-124	Nut, 3/8-16 Half Nyloc		1
13	048712	Bushing, 1 1/16" Urethane Pivot	Apply water-proof axle grease to mating surfaces prior to assembly	2
14	048692	Strap, 1U		2
15	P212	Pin, 3/8" x 2 1/8" Clevis		1
16	P111	Ring, 1" Kick-Out		1
	049788	Rod Assembly, Deck Lift Link		2
17	F05010-10	Nut, 3/8-16 Hex Nyloc		2
18	S12284	Tube, 7/8" Dia. Elec Motor Spacer		1
19	018740	Rod End 3/8-24 Left Hand		1
20	F05007-119	Bolt, 3/8-16 x 1 3/4" Hex Head Grade 5		2
21	F05010-166	Nut, 3/8-24 LH Jam		1
22	049787	Turnbuckle, Deck Lift Link		1
23	F05010-38	Nut, 7/16-20 Jam		1
24	048468	Rod End, 7/16-20 x 3/8" High Misalign		1

CAUTION: Bolts holding urethane bushings must remain tight. Equipment damage may occur.

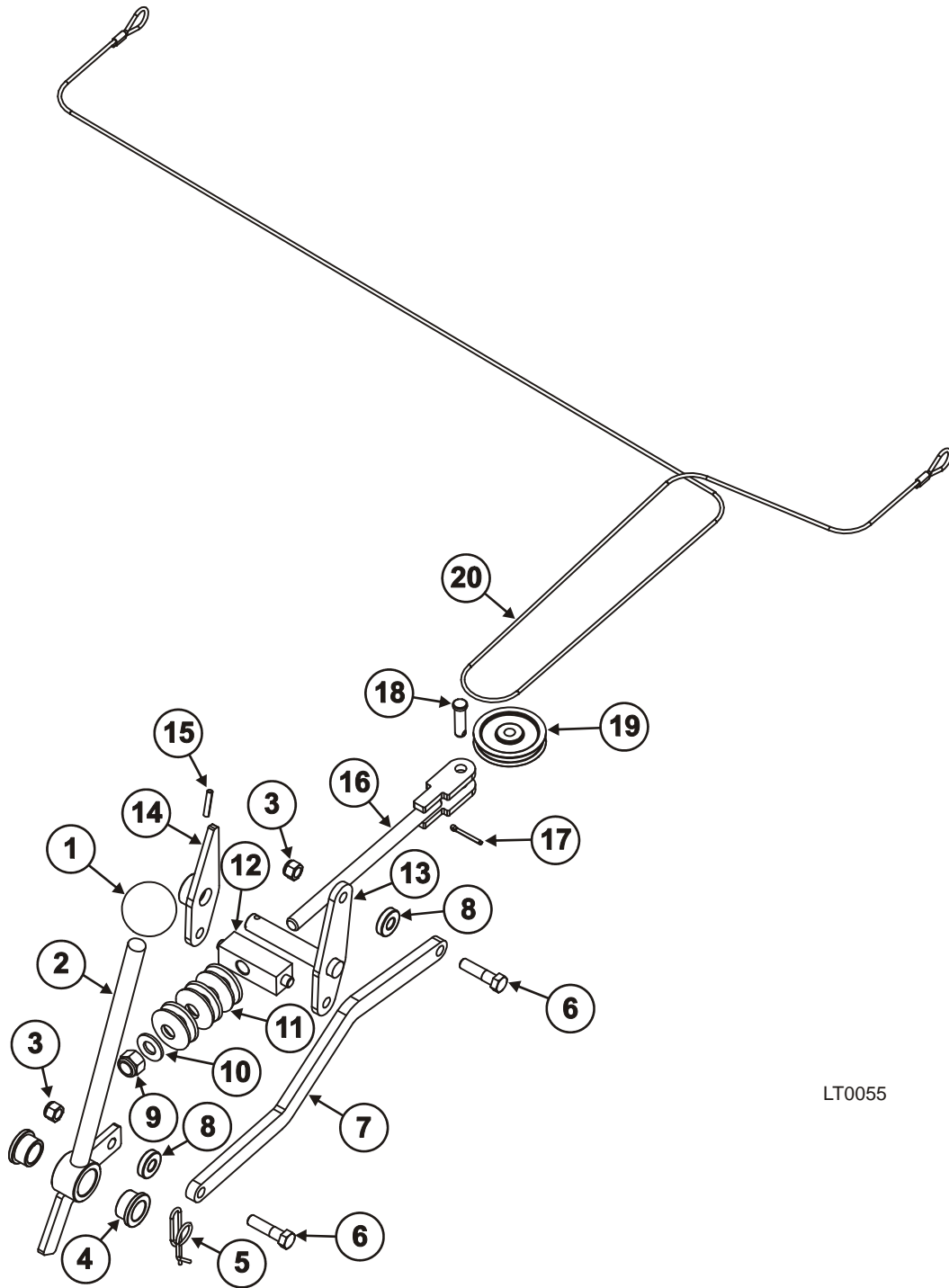
Front Deck Lift Rod Assembly (Serial #24331106 and later)



LT0057

2.17 Emergency Brake Assembly

REF	PART #	DESCRIPTION	COMMENTS	QTY.
	049550	Handle Assembly, E-Brake		1
1	P04211	Knob, 5/8-18 Ball		1
2	029360	Handle Weldment, E-Brake		1
3	F05010-10	Nut, 3/8-16 Hex Nyloc		2
4	P786	Bushing, 3/4" ID x 1" OD x 5/8" Lng Flanged		1
5	F05012-115	Pin, 3/4" Clevis Retaining		1
6	F05007-78	Bolt, 3/8-16 x 1 1/2" Hex Head Grade 5		2
7	049537	Arm, E-Brake Link		1
8	029214	Spacer, 1.00" OD x .41" ID x 1/4" Thk Nylon-Blk		2
9	F05010-8	Nut, 1/2-13 Nyl Hex Lock		1
10	F05011-2	Washer, 1/2" SAE Flat		1
11	F05011-97	Washer, 1/2" Plain Belleville		6
12	029354	Block, E-Brake Pivot		1
13	029397	Rod Weldment, Brake Actuator		1
14	026407	Plate Weldment, E-Brake Lock		1
15	F05012-11	Pin, 3/16" x 1" Roll		1
16	026412	Rod Weldment, E-Brake Tensioner		1
17	F05012-1	Pin, 1/8" x 1" Cotter		1
18	P110	Pin, 3/8" x 1 5/16" Clevis		1
19	026409	Pulley, E-Brake		1
20	026416	Cable E-Brake		1



LT0055



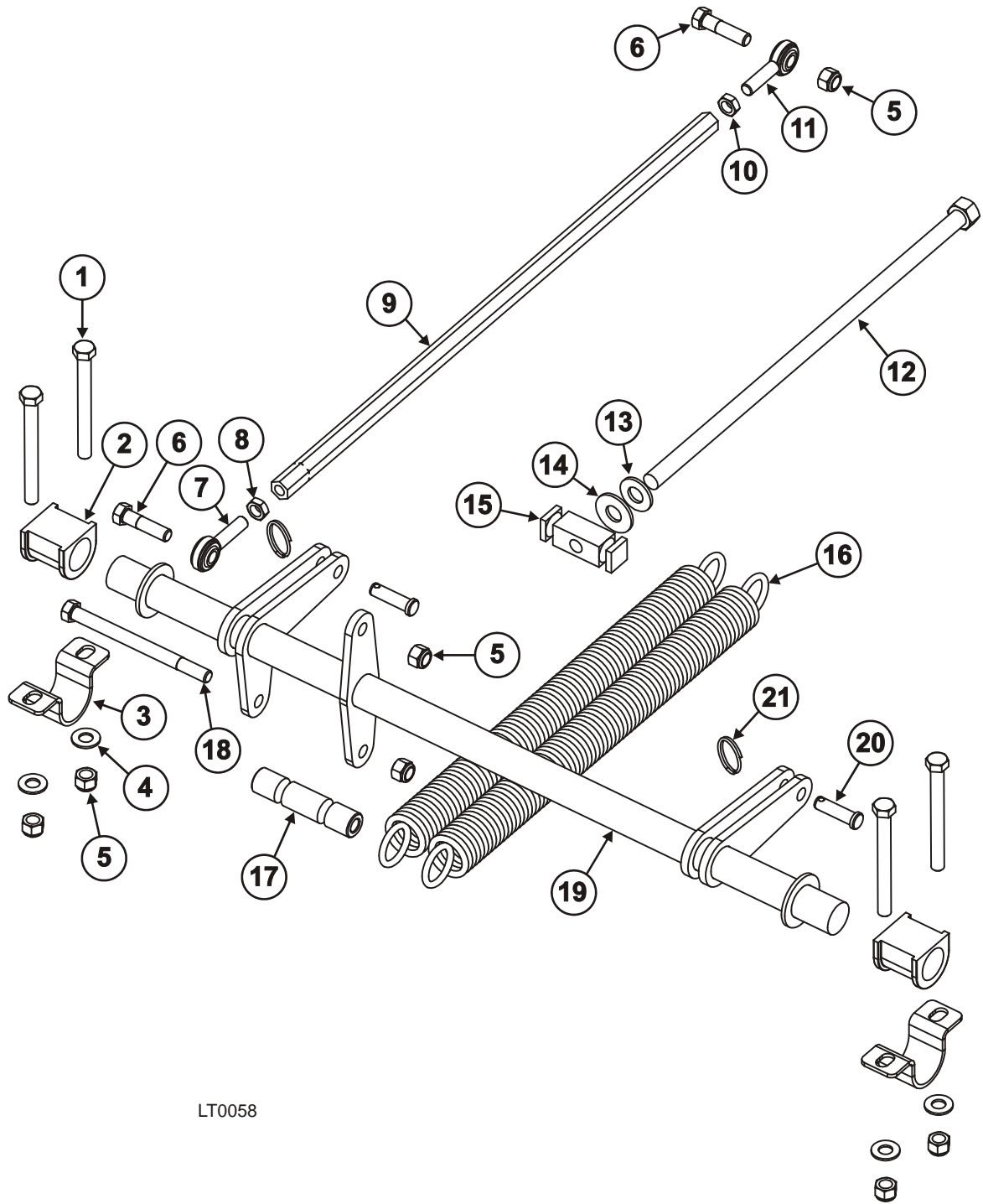
Drive System

Rear Deck Lift Rod Assembly

2.18 Rear Deck Lift Rod Assembly

REF	PART #	DESCRIPTION	COMMENTS	QTY.
	049541	Rod Assembly, Rear Deck Lift		1
1	F05007-136	Bolt, 3/8-16 x 3 3/4" Hex Head Grade 5		4
2	048712	Bushing, 1 1/16" Urethane Pivot	Apply water-proof axle grease to mating surfaces prior to assembly.	2
3	048692	Strap, 1U		2
4	F05011-3	Washer, 3/8" Flat SAE		4
5	F05010-10	Nut, 3/8-16 Hex Nyloc		7
6	F05007-78	Bolt, 3/8-16 x 1 1/2" Hex Head Grade 5		2
	026448	Turnbuckle Assembly, Deck Lift		1
7	018740	Rod End 3/8-24 Left Hand		1
8	F05010-166	Nut, 3/8-24 LH Jam		1
9	026447	Turnbuckle, Deck Lift		1
10	F05010-22	Nut, 3/8-24 UNF Hex Jam		1
11	018739	Rod End, 3/8-24 Right Hand		1
12	026446	Rod Wldmnt, Spring Tensioner		1
13	F05011-101	Washer, 1/2" SAE Flat Gr5-8 (Thru Hard)		1
14	055442	Washer, 1/2" Delrin		1
15	026443	Block, Spring Tensioner		1
16	026371	Spring, 1 3/8" x 15.8" x .187" Extension		2
17	046534	Mount, Spring		1
18	F05007-109	Bolt, 3/8-16 x 4 3/4" Hex Head Grade 5		1
19	049542	Rod Wldmnt, Rear Deck Lift		1
20	P110	Pin, 3/8" x 1 5/16" Clevis	Serial # 1940306 and later	2
	F05012-8	Pin, 3/8" x 1 3/32" Clevis	Serial # 1520306 and prior	2
21	P111	Ring, 1" Kick-Out		2

CAUTION: Bolts holding urethane bushings must remain tight. Equipment damage may occur.

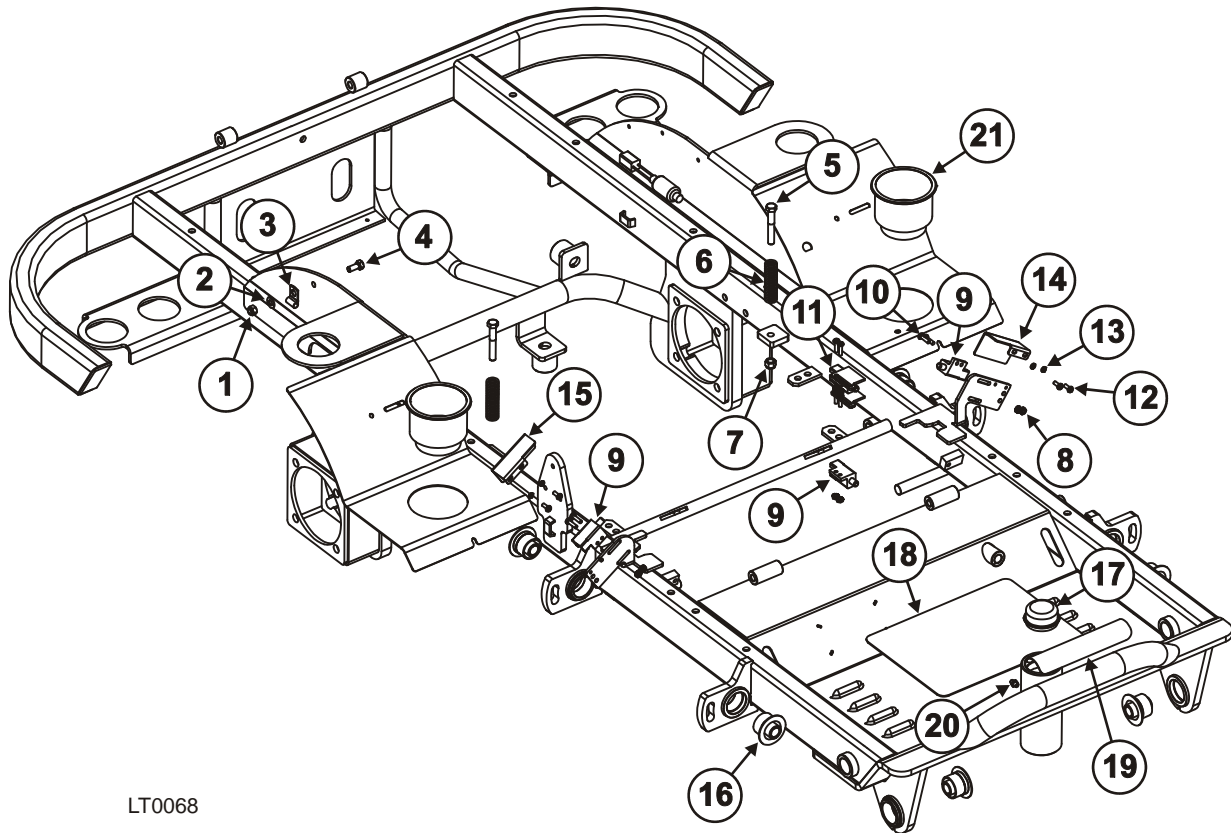


LT0058

2.19 Framework

REF	PART #	DESCRIPTION	COMMENTS	QTY.
1	F05010-58	Nut, 5/16-18 Nylon Lock Hex		1
2	F05011-17	Washer, 5/16" SAE Flat		1
3	024155	Clamp, 1/4" Wire 13/32 Mtg Hole		1
4	F05006-102	Bolt, 5/16-18 x 3/4" Hex Head Grade 5		1
5	F05007-125	Bolt, 3/8-16 x 2 1/2" Hex Head Grade 5		2
6	047234	Spring, .72" x 2.75" x .095" Dia SS Comp		2
7	F05010-10	Nut, 3/8-16 Hex Nyloc		2
8	F05010-14	Nut, #10-24 Keps		4
9	043459	Switch, DPST NO 5A Plunger		3
10	F05004-126	Screw, 10-24 x 3/4" Phillips PH Machine		4
11	046559	Switch, DPST N/O N/C		1
12	F05004-1	Screw, 10-24 x 1/2" SI Hex Machine		4
13	F05011-20	Washer, #10 Split Lock		4
14	044021	Cover, Handle Lockout Switch Left		1
15	044020	Cover, Handle Lockout Switch Right		
16	049870	Bushing, Urethane Pivot	Apply water-proof axle grease to mating surfaces prior to assembly	6
17	P195	Cap, Hub		1
18	049984	Sure Grip, Foot Pan		1
19	055841	Sure Grip, 1 1/2" Bar		1
20	P107	Fitting, 1/4-28 Straight Grease		1
21	P611	Holder, Jumbo Cup Black		2

CAUTION: Bolts holding urethane bushings must remain tight. Equipment damage may occur.



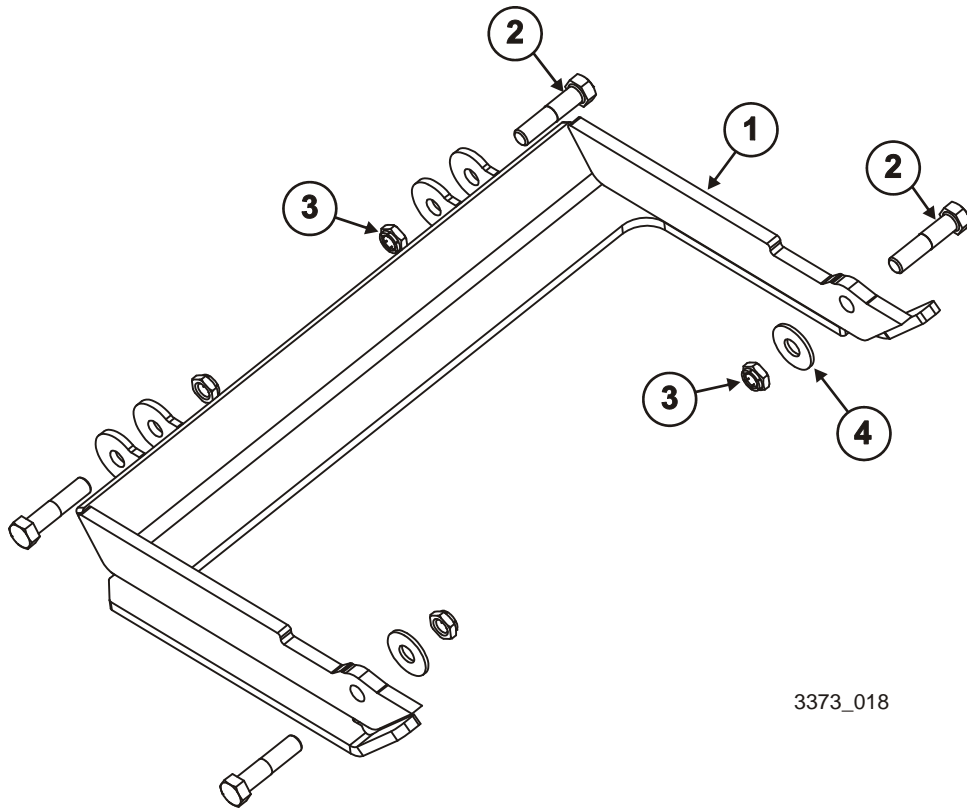
LT0068

2 Drive System

Pull Bar Assembly

2.20 Pull Bar Assembly

REF	PART #	DESCRIPTION	COMMENTS	QTY.
	049488	Bar Assembly, Pull		1
1	049484	Bar Weldment, Pull		1
2	F05009-35	Bolt, 5/8-11 x 2 3/4" Hex Head Grade 5		4
3	F0510-185	Nut, 5/8-11 FlexLoc		4
4	F05011-40	Washer, 5/8" Standard Flat		2



3373_018

SECTION 3 HYDRAULIC SYSTEM

3 Hydraulic System

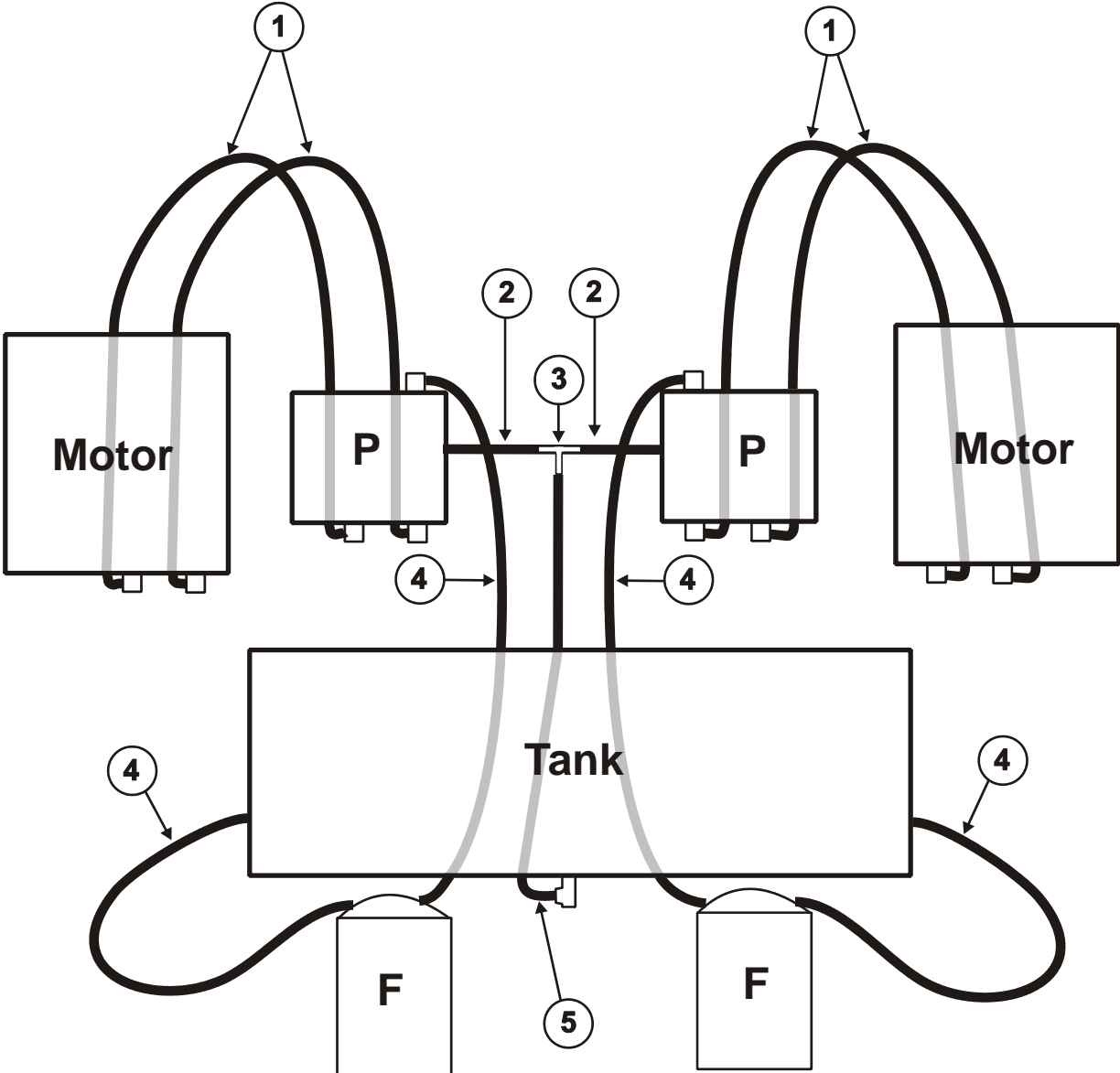
Hydraulic Layout Diagram

3.1 Hydraulic Layout Diagram

REF	PART #	DESCRIPTION	COMMENTS	QTY.
1	041180	Hose Assembly, 26" OAL x 1/2" Hyd	Serial #1700206 and later	4
	045990	Hose Assembly, 1/2 x 15 1/2" JIC	Serial #1690206 and prior	4
2	045970	Hose, 3/8" Hyd x 3 1/4" Low Pressure		2
3	015485	Fitting, 3/8" Barb Tee		1
4	049857	Hose, 3/8" Hyd x 12" Low Pressure		4
5	045972	Hose, 3/8" Hyd x 9 1/2" Low Pressure		1
	061807	Hose Clamp, Dixon Worm Gear HSS6	Not Shown	12

Hydraulic Maintenance Kits

REF	PART #	DESCRIPTION	COMMENTS	QTY.
	049928	Kit, Hydro Oil Repl 5 Gal 3372		1
	028535	Oil, Shell TTF-SB		5 gal
	P620	Filter Element, Spin On, BE-25-25 Zinga		4
	049929	Kit, Hydro Oil Repl 2 1/2 Gal 3372		1
	028535	Oil, Shell TTF-SB		2.5 gal
	P620	Filter Element, Spin On, BE-25-25 Zinga		2
	040642	Oil, TTF-SB 32 oz. Bottle Hydro		1
	028535	Oil, Shell TTF-SB		1 qt.
	040630	Decal, Hydraulic TTF-SB Oil		1
	040635	Black Cap, for 32 oz. Bottle Oil Container		1
	040636	Bottle, 32 oz. Container for Oil		1
	040637	Spout Cap/ W Red Seal for 32 oz. Container		1
	047600	Kit, Hydro-Gear Flow Test		1
	048400	Seal Kit, Hydro-Gear BDP 10-12	Seal Kit for Pumps	1



LT0076

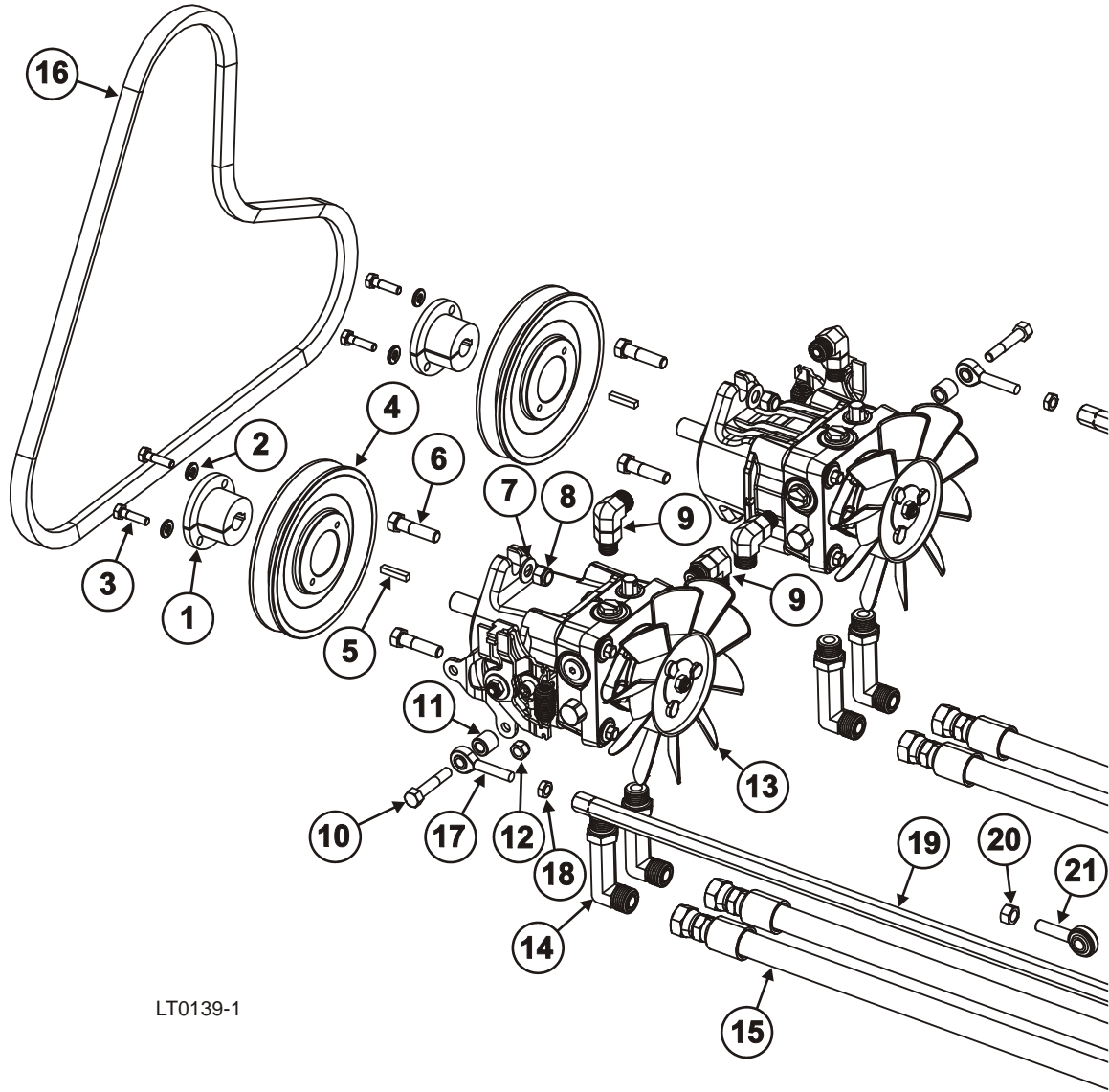
3.2 Hydraulic Pump Assemblies

REF	PART #	DESCRIPTION	COMMENTS	QTY.
	049837 ¹	Pump Assembly, 12cc Right Hydro	Right Side	1
	049836 ¹	Pump Assembly, 12cc Left Hydro	Left Side	1
1	019359	Bushing, 15mm Split Taper		1
2	F05011-14	Washer, 1/4" Split Lock		2
3	F05005-101	Bolt, 1/4-20 x 1" Hex Head Grade 5	Tighten bolts to 84 in-lbs	2
4	018773	Sheave, BK60 QT		1
5	048532	Key, 5mm x 5mm x 25mm		1
6	F05007-78	Bolt, 3/8-16 x 1 1/2" Hex Head Grade 5		1
7	F05011-3	Washer, 3/8" Flat SAE		2
8	F05010-10	Nut, 3/8-16 Hex Nyloc		2
9	072585	Fitting, 6 ORFS - 6 STOR 90		2
10	F05009-70	Bolt, 5/16-18 x 1 3/4" Hex Head		1
11	026399	Spacer, Hydro Actuator		1
12	F05010-58	Nut, 5/16-18 Nylok Hex		1
13	048284 ²	Pump, 12cc Hydrostatic	Right Pump	1
	048285 ²	Pump, 12cc Hydrostatic	Left Pump	1
	046820	Actuator Kit, RTN Std for Model 2861	Parts not sold separately	1
14	072560	Fitting, 8 ORFS - 8 STOR LL 90		2
15	072587 ¹	Hose Assembly, 1/2HP x 30In ORFS 8 ST		2
16	026470	Belt, BX54		1
	049838	Turnbuckle Assembly, Hydro		2
17	014815	Rod End, 5/16-24 Male LH		1
18	F05010-119	Nut, 5/16-24 Jam LH		1
19	049839	Rod, Hydro Control Link		1
20	F05010-123	Nut, 3/8-24 Free		1
21	018739	Rod End, 3/8-24 Right Hand		1

¹ 072560 replaced (2) 026393 Fitting, #8 SAE / #8 JIC 90 X-L Elbow, (2) 072585 replaced (1) 026394 Fitting, #6 SAE x 3/8" Hose Str and (1) P12722 Fitting, #6 90 Deg SAE #6 Hose Barb Hyd; 072587 replaced 041180 Hose Assembly, 26" OAL x 1/2" Hyd; removed 045970 Hose, 3/8" Hyd x 3-1/4 Low Pressure and 061807 Hose Clamp, Dixon Worm Gear HSS6 (Serial #46570113 and later).

² Pumps include the Actuator Kit (046820) already installed.

NOTE: Left and right pump assemblies are mirror images of each other. (Right Pump Assembly shown below.)



LT0139-1

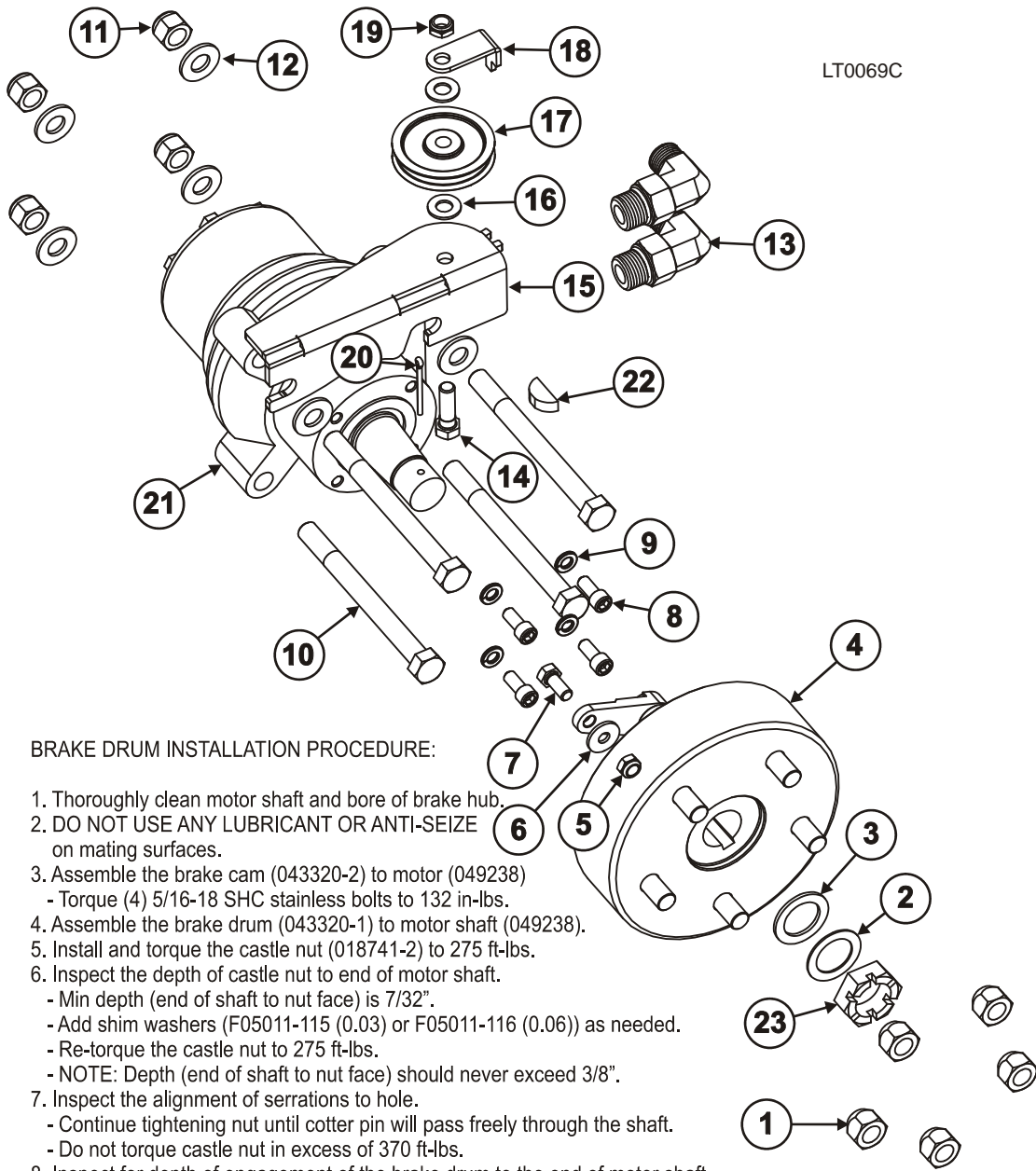
3 Hydraulic System

Hydraulic Motor, Right

3.3 Hydraulic Motor, Right

REF	PART #	DESCRIPTION	COMMENTS	QTY.
	049965	Wheel/Motor Assembly, 2861 Right Rear		1
1	P04646	Nut, 1/2-20 Lug	Torque to 144 ft.-lbs.	5
2	F05011-115	Washer, 1" ID .03 SS Shim		As Req'd
3	F05011-116	Washer, 1" ID .06 SS Shim		As Req'd
4	043320	Brake Assembly, 3377TZ Rear Drum	See Section 3.5 for parts	1
	043320-1	Drum, 152.4mm w/Studs		1
	043320-2	Brake, 152.4 x 25 Cam		1
5	F05010-121	Nut, 5/16-18 Nylon Locking Jam		1
6	F05011-16	Washer, 5/16" Standard Flat		1
7	F05006-102	Bolt, 5/16-18 x 3/4" Hex Head Grade 5 Zinc		1
8	F05006-117	Bolt, 5/16-18 x 3/4" SHC SS		4
9	F05011-13	Washer, 5/16" Split Lock		4
10	F05008-28	Bolt, 1/2-13 x 5 1/2" Hex Head Grade 5		4
11	F05010-8	Nut, 1/2-13 Nyl Hex Lock		4
12	F05011-101	Washer, 1/2" SAE Flat Grade 5-8 (Thru Hard)		4
13	071864 ¹	Fitting, 8 ORFS - 10 STOR 90		2
14	F05007-123	Bolt, 3/8-16 x 1 1/4" Hex Head Grade 5		1
15	055177	Plate, E-Brake Pulley Right	Serial # 2760706 and later	1
	027056	Plate, E-Brake Pulley Right	Serial # 2750706 and prior	1
16	F05011-3	Washer, 3/8" Flat SAE		2
17	026409	Pulley, E-Brake		1
18	055151	Plate, E-Brake Cable Retaining		1
19	F05010-124	Nut, 3/8-16 Half Nyloc		1
20	F05012-49	Pin, 1/8" x 1 1/2" Cotter		1
21	046659	Motor, Right Hydro-Gear Drive		1
22	046800	Key, 5/16" x 1" Woodruff		1
23	026417	Hex Nut, 1-20 Slotted		1
	026439	Tire Assembly, 24" x 12-12 Turf Master	Not Shown	1
	041098-1	Tire, 24" x 12-12 (Tire Only)		1
	026440	Rim, 12" x 8 1/2" 8 Spoke 4 1/2" BC		1

¹ 071864 replaced (2) 072561 Fitting, 8 ORFS - 10 STOR 45 (Serial #47960513 and later). 072561 replaced (2) 016807 Fitting, #10 SAE-1/2" JIC 45 Elbow (Serial #46570113 to #47950513).



LT0069C

BRAKE DRUM INSTALLATION PROCEDURE:

1. Thoroughly clean motor shaft and bore of brake hub.
2. DO NOT USE ANY LUBRICANT OR ANTI-SEIZE on mating surfaces.
3. Assemble the brake cam (043320-2) to motor (049238)
 - Torque (4) 5/16-18 SHC stainless bolts to 132 in-lbs.
4. Assemble the brake drum (043320-1) to motor shaft (049238).
5. Install and torque the castle nut (018741-2) to 275 ft-lbs.
6. Inspect the depth of castle nut to end of motor shaft.
 - Min depth (end of shaft to nut face) is 7/32".
 - Add shim washers (F05011-115 (0.03) or F05011-116 (0.06)) as needed.
 - Re-torque the castle nut to 275 ft-lbs.
 - NOTE: Depth (end of shaft to nut face) should never exceed 3/8".
7. Inspect the alignment of serrations to hole.
 - Continue tightening nut until cotter pin will pass freely through the shaft.
 - Do not torque castle nut in excess of 370 ft-lbs.
8. Inspect for depth of engagement of the brake drum to the end of motor shaft.
 - Maximum clearance is 45/64".
9. Insert the cotter pin (F05012-49) in the motor shaft and secure.
10. Assemble the rear tire assembly to the drive unit.
 - Torque (5) 1/2-20 lug nuts to 144 ft-lbs.

NOTE: The hub and motor manufacturers recommend replacement of hub if it is removed for any reason after initial torque is applied.

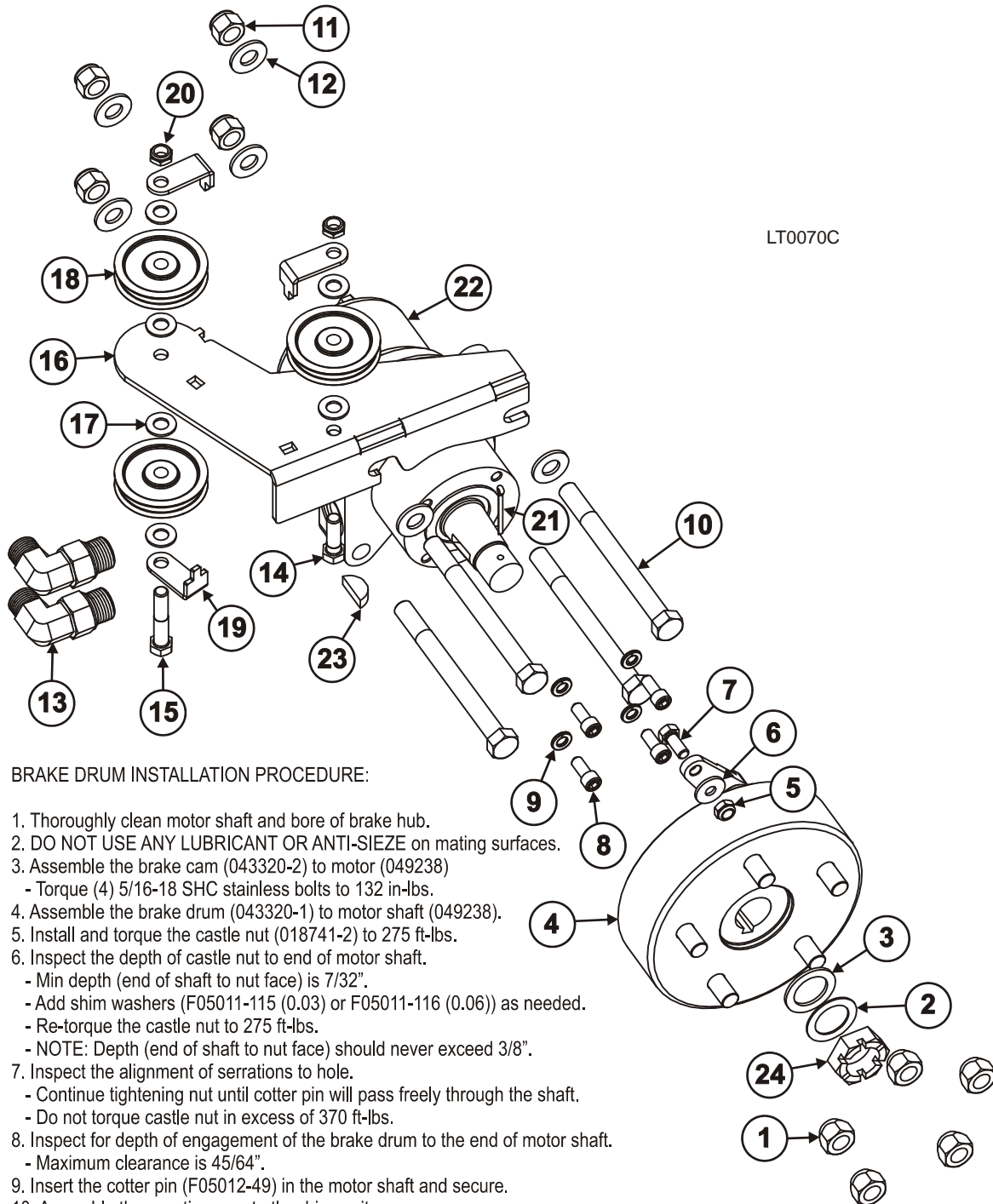
3 Hydraulic System

Hydraulic Motor, Left

3.4 Hydraulic Motor, Left

REF	PART #	DESCRIPTION	COMMENTS	QTY.
	049966	Wheel/Motor Assembly, 2861 Left Rear		1
1	P04646	Nut, 1/2-20 Lug	Torque to 144 ft.-lbs.	5
2	F05011-115	Washer, 1" ID .03 SS Shim		As Req'd
3	F05011-116	Washer, 1" ID .06 SS Shim		As Req'd
4	043320	Brake Assembly, 3377TZ Rear Drum	See Section 3.5 for parts	1
	043320-1	Drum, 152.4mm w/Studs		1
	043320-2	Brake, 152.4 x 25 Cam		1
5	F05010-121	Nut, 5/16-18 Nylon Locking Jam		1
6	F05011-16	Washer, 5/16" Standard Flat		1
7	F05006-102	Bolt, 5/16-18 x 3/4" Hex Head Grade 5 Zinc		1
8	F05006-117	Bolt, 5/16-18 x 3/4" SHC SS		4
9	F05011-13	Washer, 5/16" Split Lock		4
10	F05008-28	Bolt, 1/2-13 x 5 1/2" Hex Head Grade 5		4
11	F05010-8	Nut, 1/2-13 Nyl Hex Lock		4
12	F05011-101	Washer, 1/2" SAE Flat Grade 5-8 (Thru Hard)		4
13	071864 ¹	Fitting, 8 ORFS - 10 STOR 90		2
14	F05007-123	Bolt, 3/8-16 x 1 1/4" Hex Head Grade 5		3
15	F05007-124	Bolt, 3/8-16 x 2" Hex Head Grade 5		1
16	055178	Plate, E-brake Pulley Left	Serial # 2760706 and later	1
	027057	Plate, E-brake Pulley Left	Serial # 2750706 and prior	1
17	F05011-3	Washer, 3/8" Flat SAE		6
18	026409	Pulley, E-Brake		3
19	055151	Plate, E-Brake Cable Retaining		3
20	F05010-124	Nut, 3/8-16 Half Nyloc		3
21	F05012-49	Pin, 1/8" x 1 1/2" Cotter		1
22	046661	Motor, Hydro Gear		1
23	046800	Key, 5/16" x 1" Woodruff		1
24	026417	Hex Nut, 1-20 Slotted		1
	026439	Tire Assembly, 24" x 12-12 Turf Master	Not Shown	1
	041098-1	Tire, 24" x 12-12 (Tire Only)		1
	026440	Rim, 12" x 8 1/2" 8 Spoke 4 1/2" BC		1

¹ 071864 replaced (2) 072561 Fitting, 8 ORFS - 10 STOR 45 (Serial #47960513 and later). 072561 replaced (2) 016807 Fitting, #10 SAE-1/2" JIC 45 Elbow (Serial #46570113 to #47950513).



BRAKE DRUM INSTALLATION PROCEDURE:

1. Thoroughly clean motor shaft and bore of brake hub.
2. **DO NOT USE ANY LUBRICANT OR ANTI-SIEZE** on mating surfaces.
3. Assemble the brake cam (043320-2) to motor (049238)
 - Torque (4) 5/16-18 SHC stainless bolts to 132 in-lbs.
4. Assemble the brake drum (043320-1) to motor shaft (049238).
5. Install and torque the castle nut (018741-2) to 275 ft-lbs.
6. Inspect the depth of castle nut to end of motor shaft.
 - Min depth (end of shaft to nut face) is 7/32".
 - Add shim washers (F05011-115 (0.03) or F05011-116 (0.06)) as needed.
 - Re-torque the castle nut to 275 ft-lbs.
 - NOTE: Depth (end of shaft to nut face) should never exceed 3/8".
7. Inspect the alignment of serrations to hole.
 - Continue tightening nut until cotter pin will pass freely through the shaft.
 - Do not torque castle nut in excess of 370 ft-lbs.
8. Inspect for depth of engagement of the brake drum to the end of motor shaft.
 - Maximum clearance is 45/64".
9. Insert the cotter pin (F05012-49) in the motor shaft and secure.
10. Assemble the rear tire assy to the drive unit.
 - Torque (5) 1/2-20 lug nuts to 144 ft-lbs.

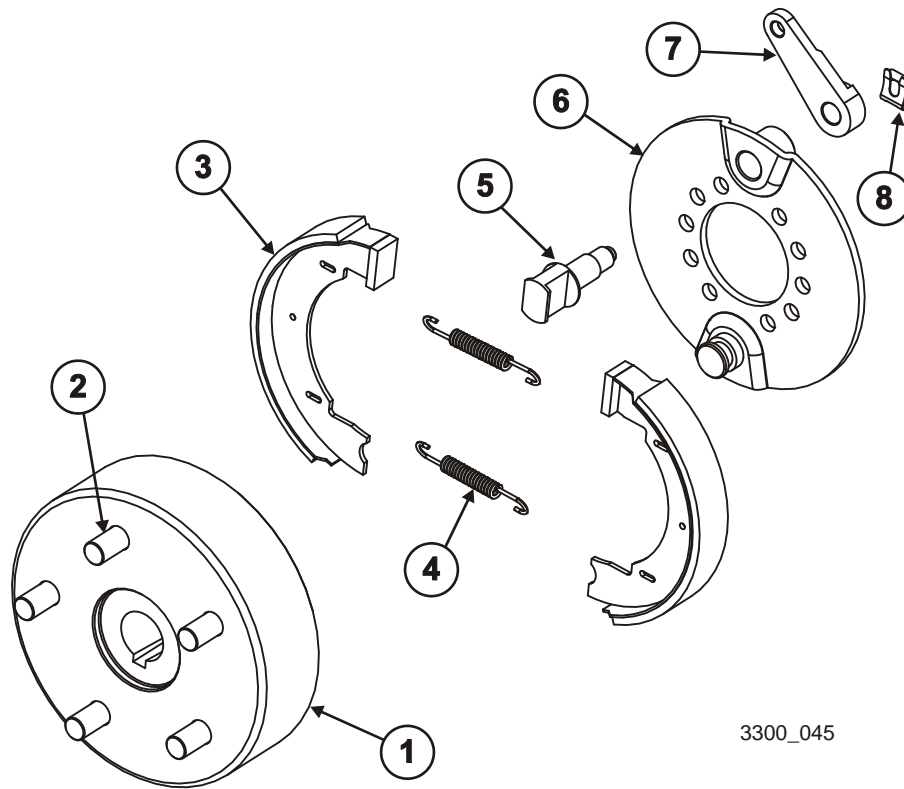
NOTE: The hub and motor manufacturers recommend replacement of hub if it is removed for any reason after initial torque is applied.

3 Hydraulic System

Brake Assembly

3.5 Brake Assembly

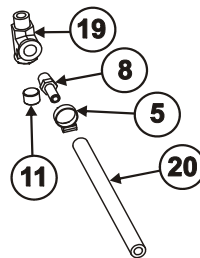
REF	PART #	DESCRIPTION	COMMENTS	QTY.
	043320	Brake Assembly, Rear Drum	Includes Items 1 to 8	1
1	043320-1	Drum, 152.4mm w/Studs	Includes Item 2	1
2	043320-4	Stud, 1/2-20 x 1-1/4 Press In		5
	043320-2	Brake, 152.4 x 25 Cam	Includes Items 3 to 8	1
3	043320-9	Shoe, 152.4 x 25 Brake		2
4	043320-10	Spring, 152.4 x 25 Brake Return		2
5	043320-8	Cam, 152.4 x 25 Brake		1
6	043320-7	Backing Plate, 152.4 x 25 Brake		1
7	043320-5	Arm, 152.4 x 25 Brake Actuator		1
8	043320-6	Clip, 152.4 x 25 Retainer		1



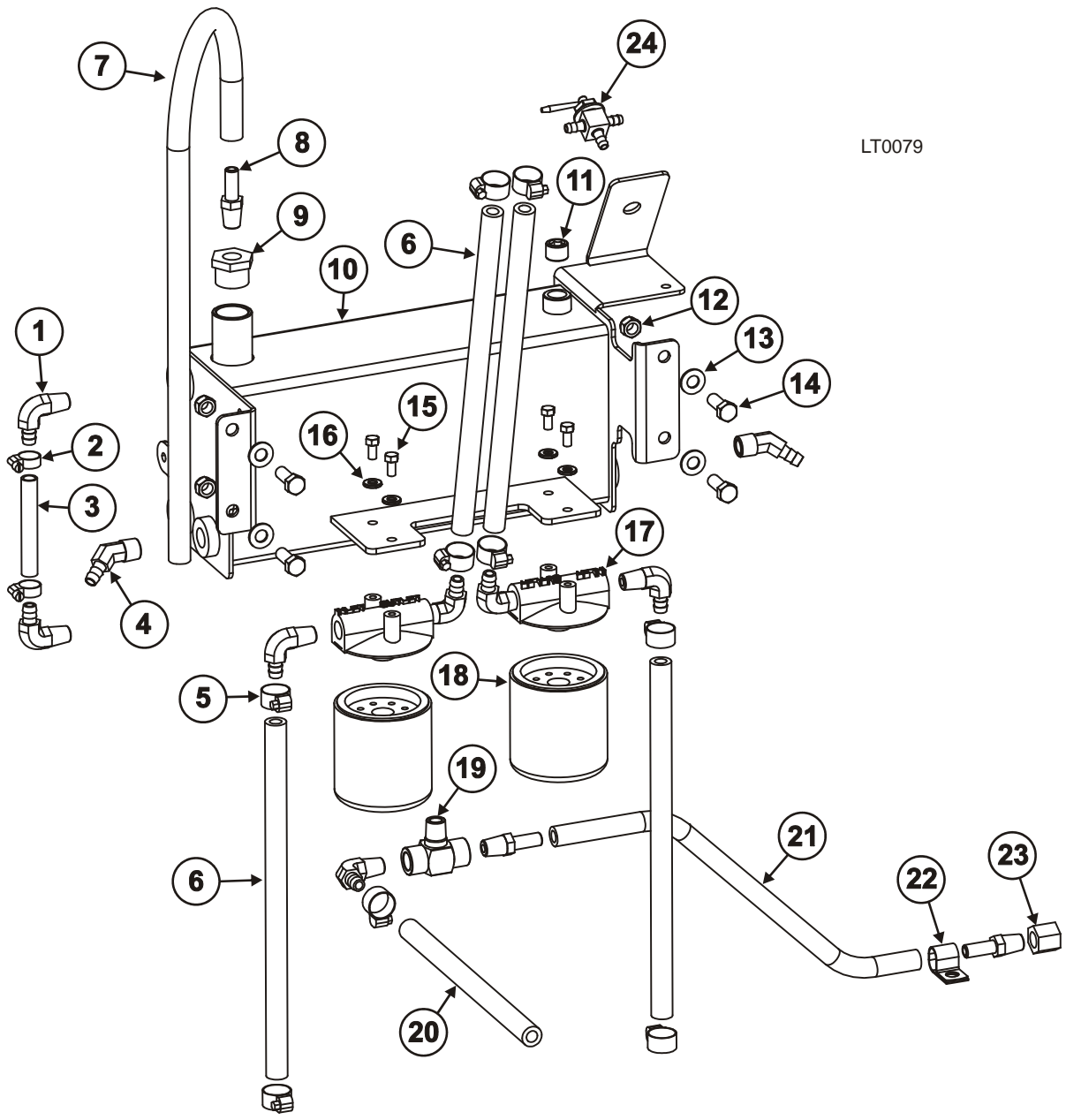
3300_045

3.6 Hydraulic Tank Assembly

REF	PART #	DESCRIPTION	COMMENTS	QTY.
	049983	Tank Assembly, 26HP Hyd		1
1	P12708	Fitting, 3/8" NPT-3/8" Barb Elbow	1 added after Serial # 3011006	7
2	P649	Hose Clamp, 7/32"-5/8"		2
3	047883	Tube, Vinyl Sight Gage		1
4	048988	Fitting, 3/8" NPT - 3/8" Barb 45 Deg		2
5	061807	Hose Clamp, Dixon Worm Gear HSS6	Serial # 33401208 and later	9
	P12739	Hose Clamp, 11/16" Worm	Serial # 33391208 and prior	9
6	049857	Hose, 3/8" Hyd x 12" Low Press.		4
7	049891	Hose, 3/8" Low Pressure 28"		1
8	P12724	Fitting, 3/8" NPT-3/8" Barb	Includes (2) Fittings (027066)	3
9	043251	Bushing, Hex, 3/4" x 3/8"		1
10	049596	Tank Weldment, 2861AGC Hyd		1
11	028492	Plug, 3/8" NPT Hex Brass	1 removed after Serial # 3011006	1
12	F05010-124	Nut, 3/8-16 Half Nylock		4
13	F05011-3	Washer, 3/8" Flat SAE		4
14	F05007-87	Bolt, 3/8-16 x 1" Hex Head Grade 5		4
15	F05005-79	Bolt, 1/4-20 x 1/2" HHC		4
16	F05011-14	Washer, 1/4" Split Lock		4
17	P619	Filter Head, 3/8" NPT		2
18	P620	Filter Element, Spin On, BE-25-25 Zinga		2
19	028493	Fitting, 3/8" NPT F-M-F Tee	Serial # 3011006 and later	1
	028072	Fitting, 3/8" NPT Street Tee	Serial # 3001006 and prior	1
20	045972	Hose, 3/8" Hyd x 9 5/8" Low Press.		1
21	027066	Hose, 2561 Oil Drain	Added after serial # 3011006	1
22	028593	Clamp. 3/4" EMY Coated	Added after serial # 3011006	1
23	P04332	Cap, 3/8" Pipe Galvanized	Added after serial # 3011006	1
24	026404	Valve, Gas Tank Diverter		1



Drain hose configuration prior to serial number 3011006



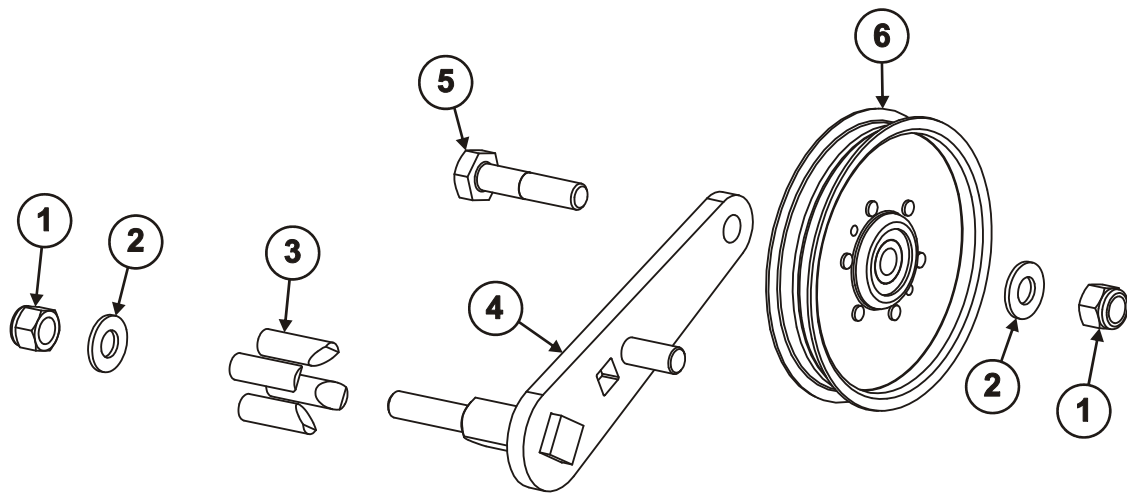
LT0079

3 Hydraulic System

Hydraulic Drive Idler Assembly

3.7 Hydraulic Drive Idler Assembly

REF	PART #	DESCRIPTION	COMMENTS	QTY.
	049570	Idler Assembly, Hydro Drive		1
1	F05010-8	Nut, 1/2-13 Nylon Hex Lock		2
2	F05011-2	Washer, 1/2" SAE Flat	Added after serial # 2200406	2
3	049571	Rod, Polyurethane Spring		4
4	049569	Arm Weldment, Hydro Tensioner		1
5	F05008-10	Bolt, 1/2-13 x 2 1/4" Hex Head Grade 5		1
6	046144	Pulley, 5" OD Idler		1

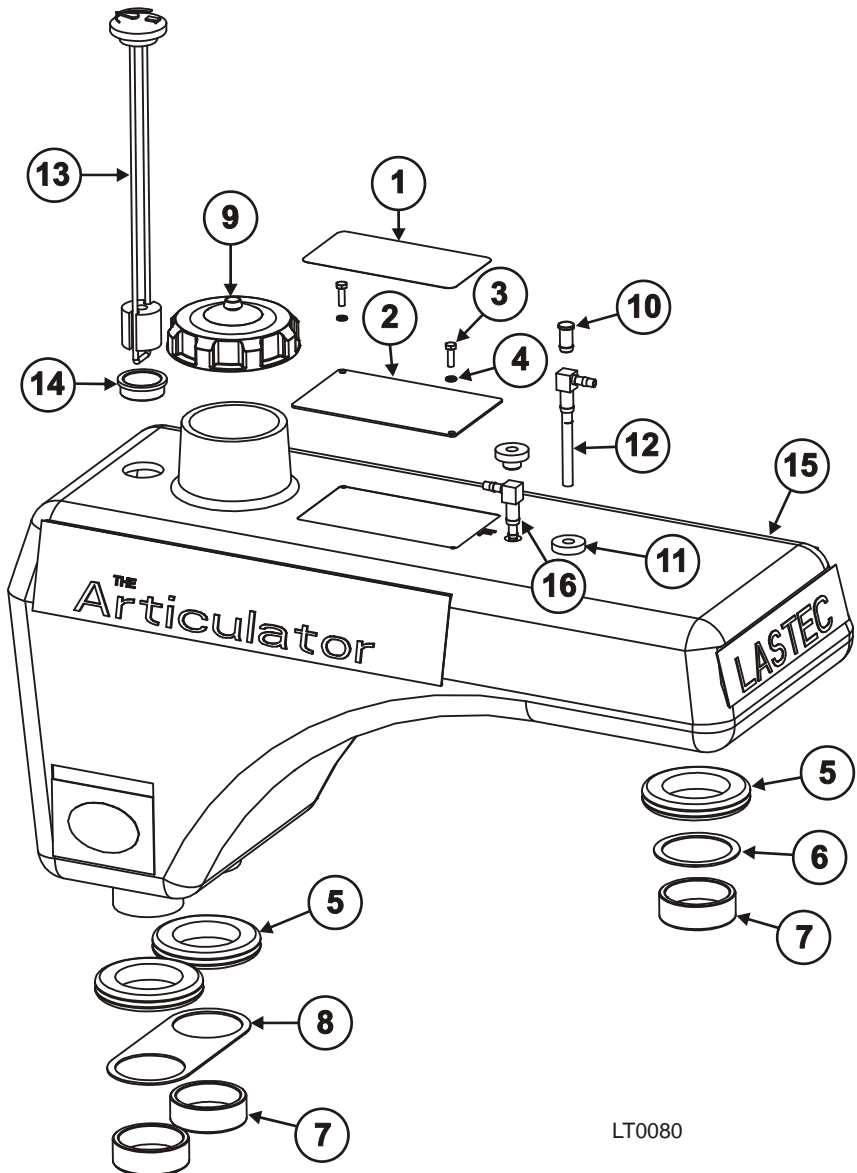


LT0078

SECTION 4 ENGINE & ELECTRICAL

4**Engine & Electrical***Fuel Tank Assembly (Serial #25620207 and later)***4.1 Fuel Tank Assembly (Serial #25620207 and later)**

REF	PART #	DESCRIPTION	COMMENTS	QTY.
	026401	Tank Assembly, 2561 Fuel		1
1	P485	Decal, Fuel Equipment		1
2	045897	Plate, Decal Fuel		1
3	F05004-18	Screw, 10-24 x 5/8" Unsl Indent HH Machine		2
4	F05011-20	Washer, #10 Split Lock		2
5	085614	Grommet, Rubber 2 1/2" Dia		3
6	043441	Washer, Fuel Tank Retaining		1
7	019696	Cap, Hyd Tank (P631)		3
8	043442	Washer, Fuel Tank Double		1
	045976	Tank Assembly, 2561 Fuel		1
9	063251	Cap, Diesel Fuel Tank Vented		1
10	026402	Plug, Fuel Tank		1
	055438	Tank Assembly, Fuel Dual Fitting		1
11	028818	Grommet, Fuel Tank Fitting		2
12	049809	Fitting, 1/4 Barb 90 Tank W/ 3" Long Tube		1
13	049908	Guage, Fuel Indicator		1
14	049909	Grommet, Fuel gage		1
15	055439	Tank, 7 Molded Fuel w/Indicator Hole		1
16	055446	Tube, Fuel Pick Up		1

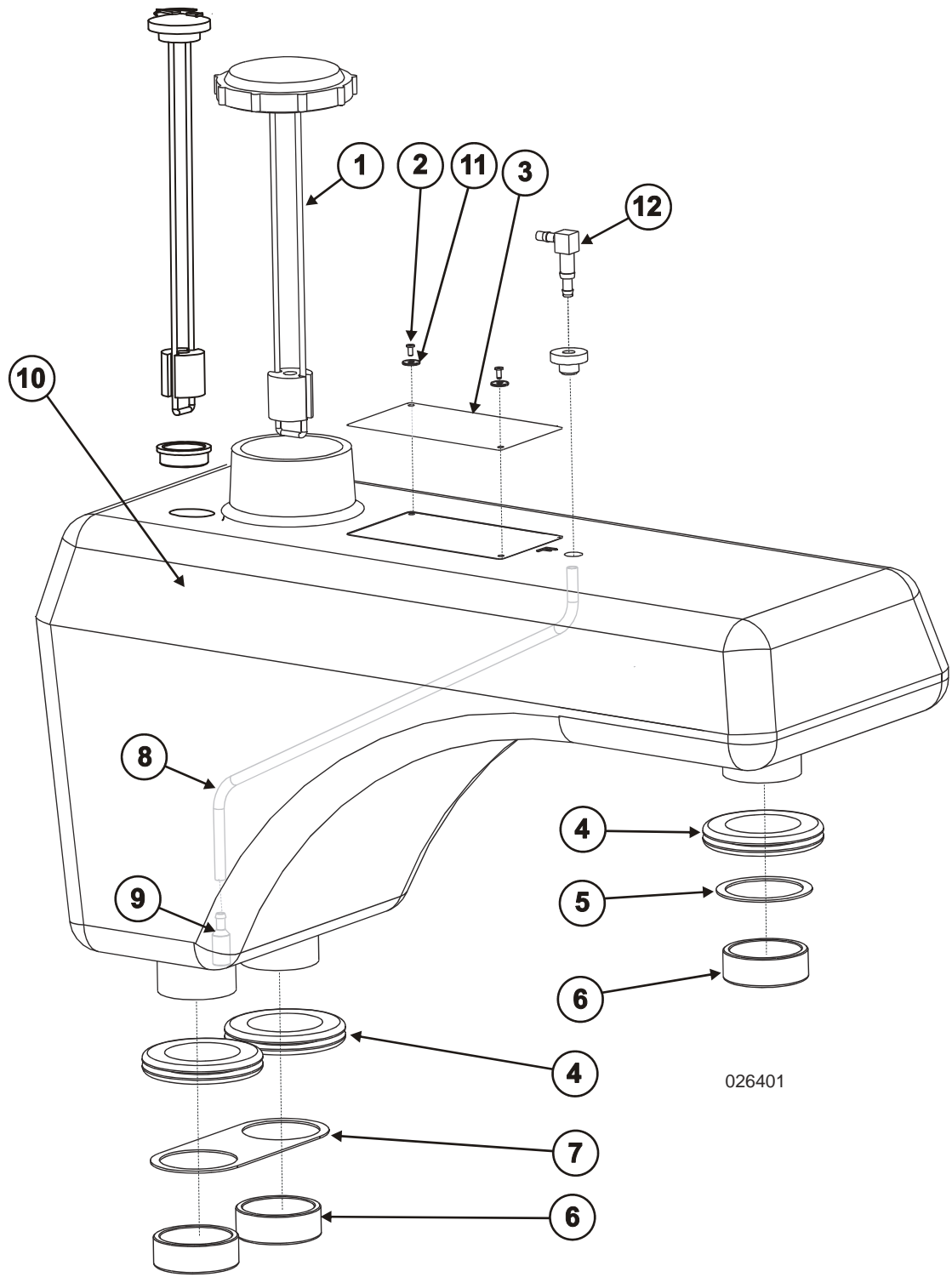


LT0080

4**Engine & Electrical***Fuel Tank (Serial # 25610207 and prior)*

4.2 Fuel Tank (Serial # 25610207 and prior)

REF	PART #	DESCRIPTION	COMMENTS	QTY.
1	026403	Cap, Fuel Tank w/Indicator 3 1/2"		1
2	F05004-18	Screw, 10-24 x 5/8" Unsl Indent HH Machine		2
3	045897	Plate, Fuel Decal		1
4	085614	Grommet, Rubber 2 1/2 Dia		3
5	043441	Washer, Fuel Tank Retaining		1
6	019696	Cap, Hyd Tank (P631)		3
7	043442	Washer, Fuel Tank Double		1
8	043448	Tubing, 1/4" x 17" Tygon	Internal to the tank	1
9	028821	Filter, 1/4" Barb Tank Filter	Internal to the tank	1
10	029436-2	Tank. 7 Gallon Molded Fuel		1
11	F05011-20	Washer, #10 Split Lock		2
12	028820	Fitting, 1/4" Barb 90 Tank		1

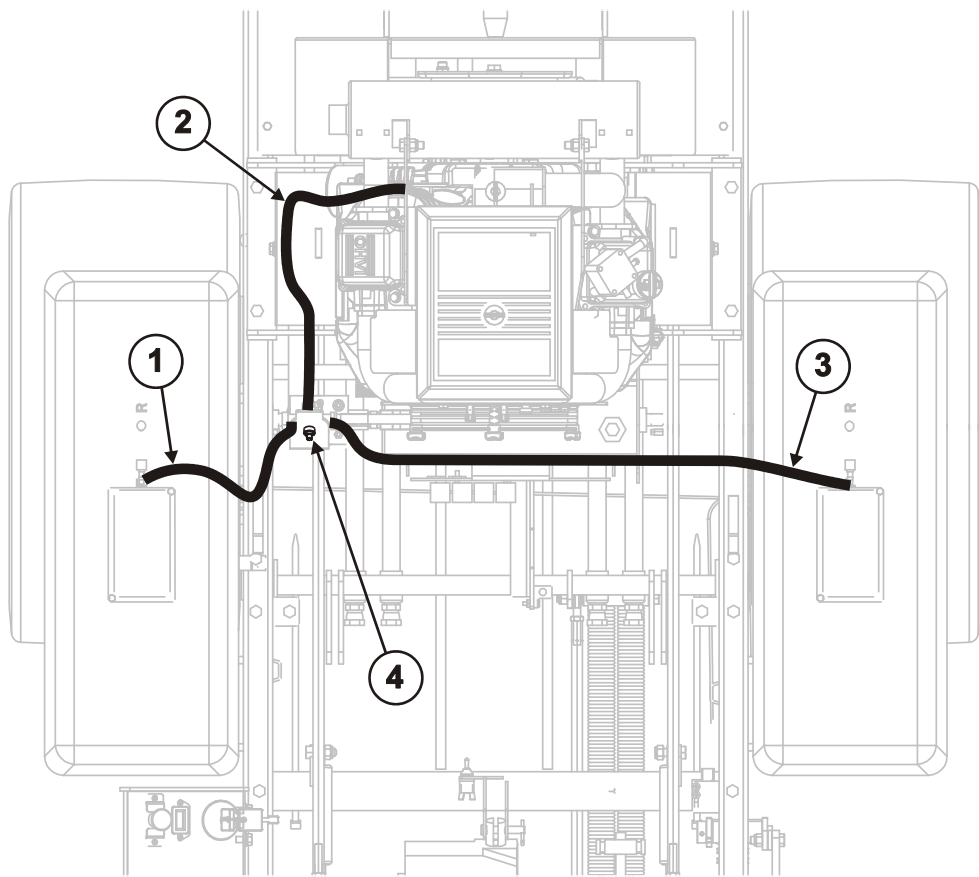


4 Engine & Electrical

Fuel System

4.3 Fuel System

REF	PART #	DESCRIPTION	COMMENTS	QTY.
1	045585	Hose, 1/4" x 14" fuel		1
2	046546	Hose, 1/4" x 6-3/4" fuel		2
3	045968	Hose, 1/4" x 38"		1
4	041083	Valve, Two Tank Divider		1
	P649	Hose Clamp, 7/32"-5/8"	Not Shown	6



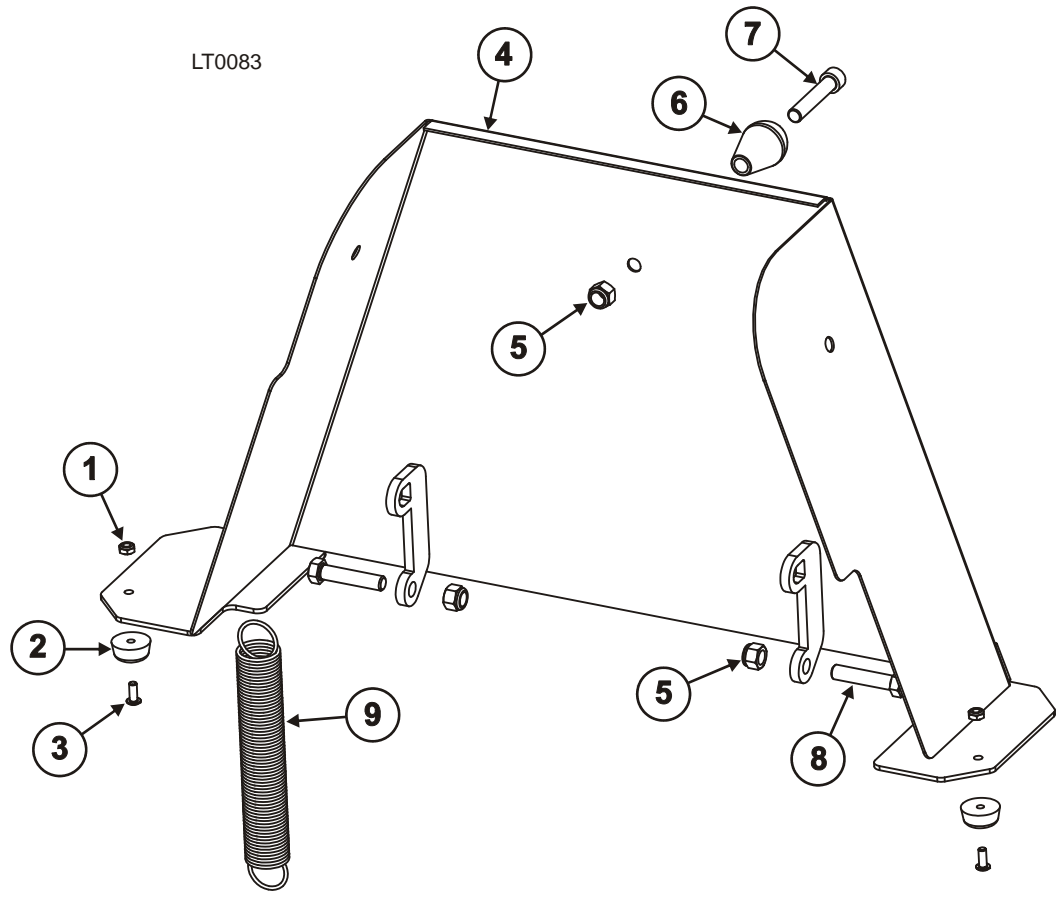
LT0082

4 Engine & Electrical

Engine Guard

4.4 Engine Guard

REF	PART #	DESCRIPTION	COMMENTS	QTY.
	049860	Guard Assembly, AC Series		1
1	F05010-160	Nut, 10-24 Hex Nylock		2
2	P06104	Foot, Rubber		2
3	F05004-35	Screw, 10-24 x 1/2" SBHC		2
4	049861	Guard Weldment, AC Series		1
5	F05010-10	Nut, 3/8-16 Hex Nyloc		3
6	060169	Knob, 3/8" Bore Oval/Tapered Plastic		1
7	F05007-214	Screw, 3/8-16 x 2" SHC	Serial # 3021006 and later	1
	F05007-58	Screw, 3/8-16 x 2" BO SHC	Serial # 3020906 and prior	1
8	F05007-129	Bolt, 3/8-16 x 1 3/4" FT Grade 5		2
9	027006	Spring, 1-1/8" x 7-1/2" x .091 Extension		1

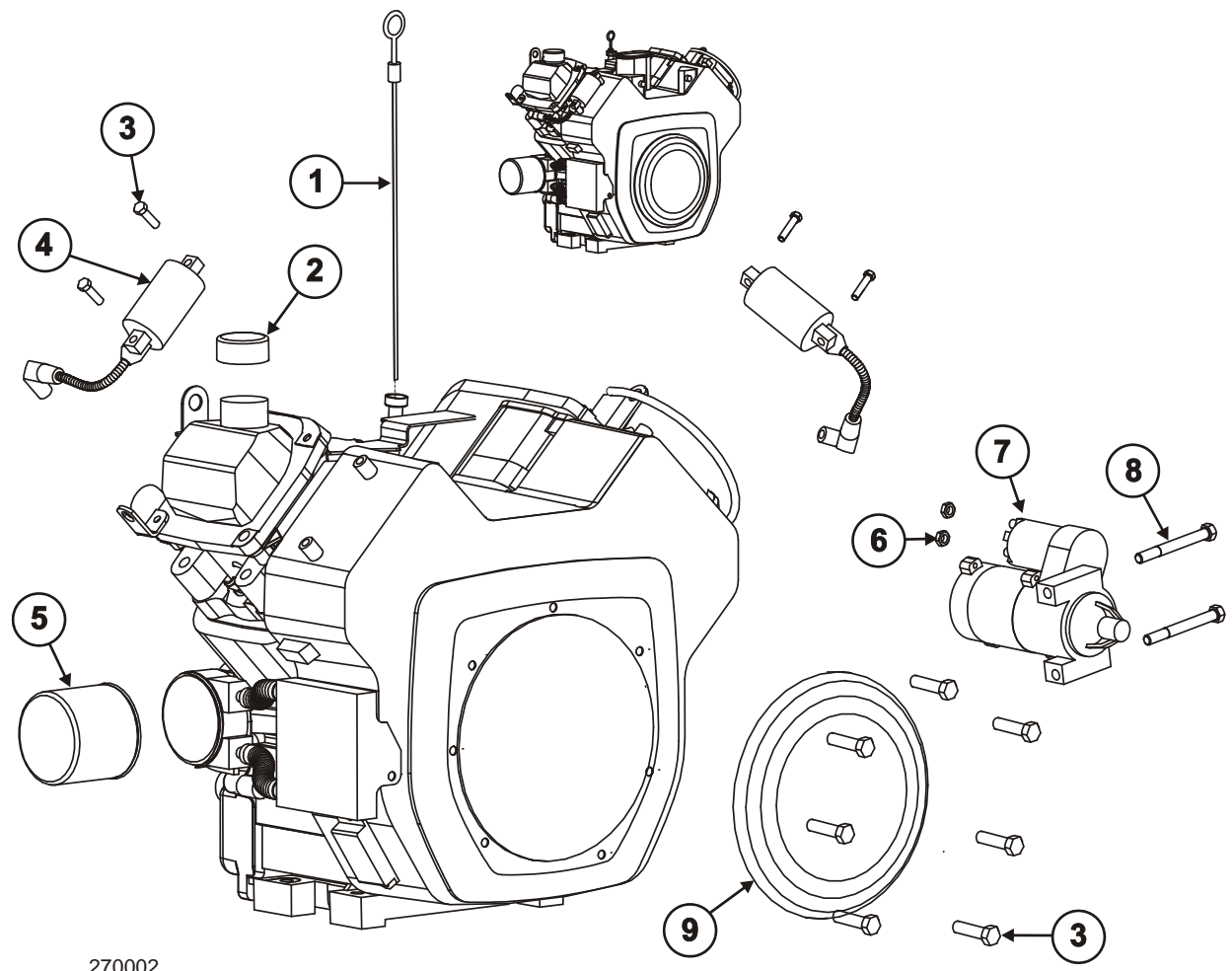


4 Engine & Electrical *Engine Hardware*

4.5 Engine Hardware

REF	PART #	DESCRIPTION	COMMENTS	QTY.
1	046938	Dipstick, Kohler 28HP		1
2	046940	Cap, Oil Fill Kohler 28HP		1
3	F05004-40	Bolt, M8 x 1.25 x 1 C/S 8.8 Din 933 HH		11
4	046944	Coil, Ignition Kohler 28HP		2
5	046939	Filter, Oil Kohler 28HP		1
6	F05010-119	Nut, 5/16-24 Jam		2
7	057525	Starter, Kohler 28HP		1
8	F05007-6	Bolt, 3/8-16 x 3 1/2" Grade 8		2
9	046942	Screen, Grass Kohler 28HP		1
	046941	Stator, Kohler 28HP	Not Shown	1
	046945	Plug, Spark Kohler 28HP	Not Shown	2
	046525	Module, Electronic Ignition Control	Not Shown	1
	046943	Regulator, Overvolt Kohler 28HP	Not Shown	1

NOTE: Most parts for the 27HP and 28HP Kohler engines are compatible.



270002

4 Engine & Electrical

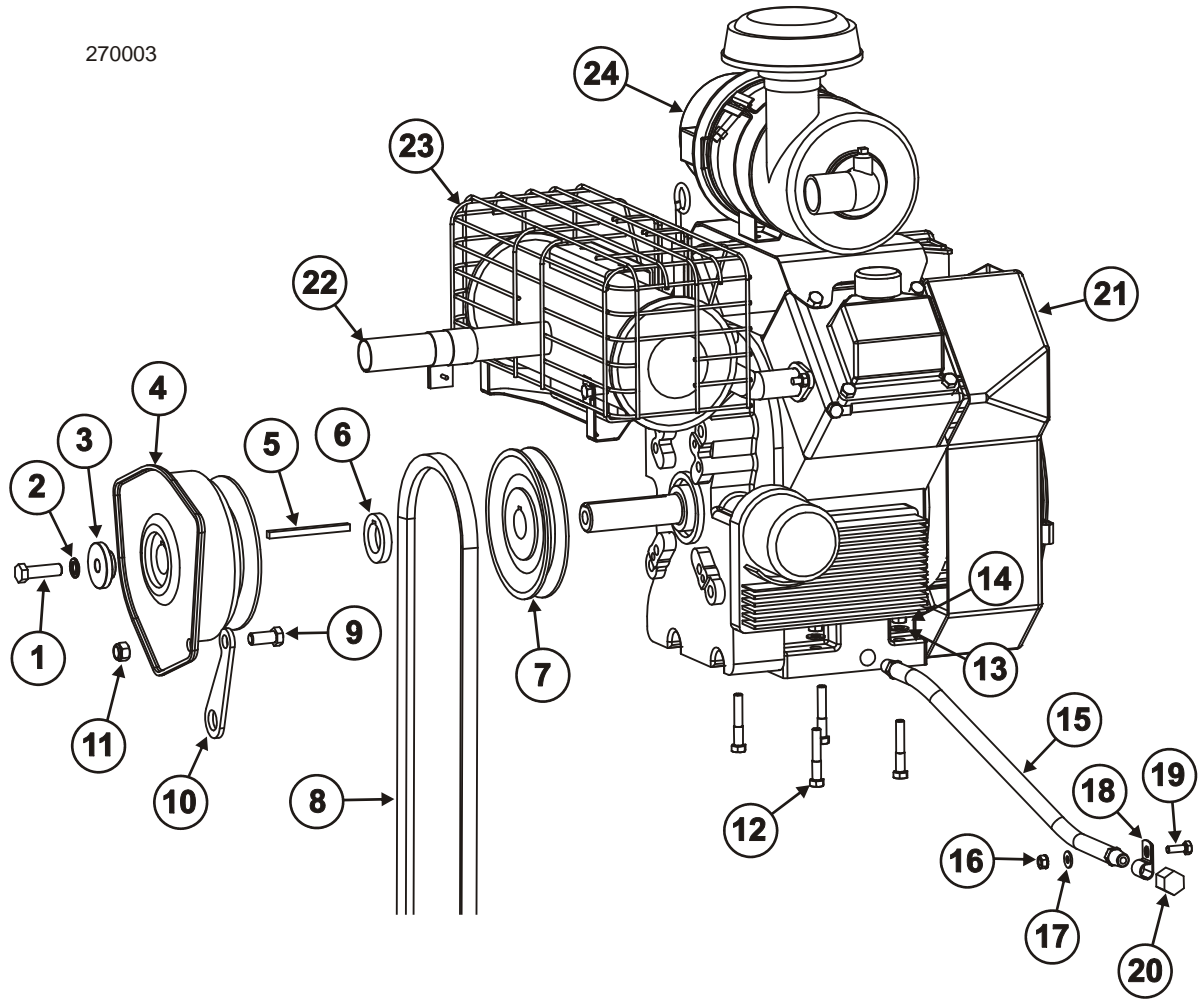
Engine Assembly

4.6 Engine Assembly

REF	PART #	DESCRIPTION	COMMENTS	QTY.
	043293	Engine Assembly, 27HP		1
1	F05007-156	Bolt, 7/16-20 x 1 1/2" Hex Head Grade 5		1
2	F05011-48	Washer, Split Lock 7/16" Zinc		1
3	048099	Shaft Washer, Gas Clutch		1
4	029330 ¹	Clutch, Ogura 47604503		1
5	046535	Key, 1/4" SQ x 3 3/8" Long		1
6	026396	Spacer, Clutch		1
7	029331	Sheave, BK60 x 1 1/8"		1
8	049847	Belt, B-134 Custom		1
9	F05007-151	Bolt, 7/16-20 x 1" Hex Head Grade 5		1
10	026397	Plate, Clutch Anti-Spin		1
11	F05010-83	Nut, 7/16-20 Nyl Hex		1
12	F05006-79	Bolt, 5/16-18 x 2" Hex Head Grade 5		4
13	F05011-17	Washer, 5/16" SAE Flat		4
14	F05010-58	Nut, 5/16-18 Nylok Hex		4
15	027066	Hose Assembly, 3/8" x 14-1/2"		1
16	F05010-9	Nut , 1/4-20 Keps		1
17	F05011-11	Washer, 1/4" SAE Flat		1
18	P07584	Clamp, 1/2" EMT Coated		1
19	F05005-1	Bolt, 1/4 -20 x 3/4" Full Thread HHC		1
20	P04332	Cap, 3/8" Pipe Galvanize		1
21	043287	Engine, 27HP Kohler 2761 Spec		1
22	055838	Spark Arrestor Assembly, Kohler		1
23	N/A	Engine Exhaust	See Section 4.10	1
24	N/A	Air Intake Assembly	See Section 4.9	1
	055009	Harness, 2761 Wire Jumper	Not Shown	1

¹ 029330 Ogura Clutch no longer available (Serial #48470613 and later). Order 072691 Warner Gas Clutch Retrofit Kit for service (see bulletins PB-0354 and IS-0355 for more information).

270003



4

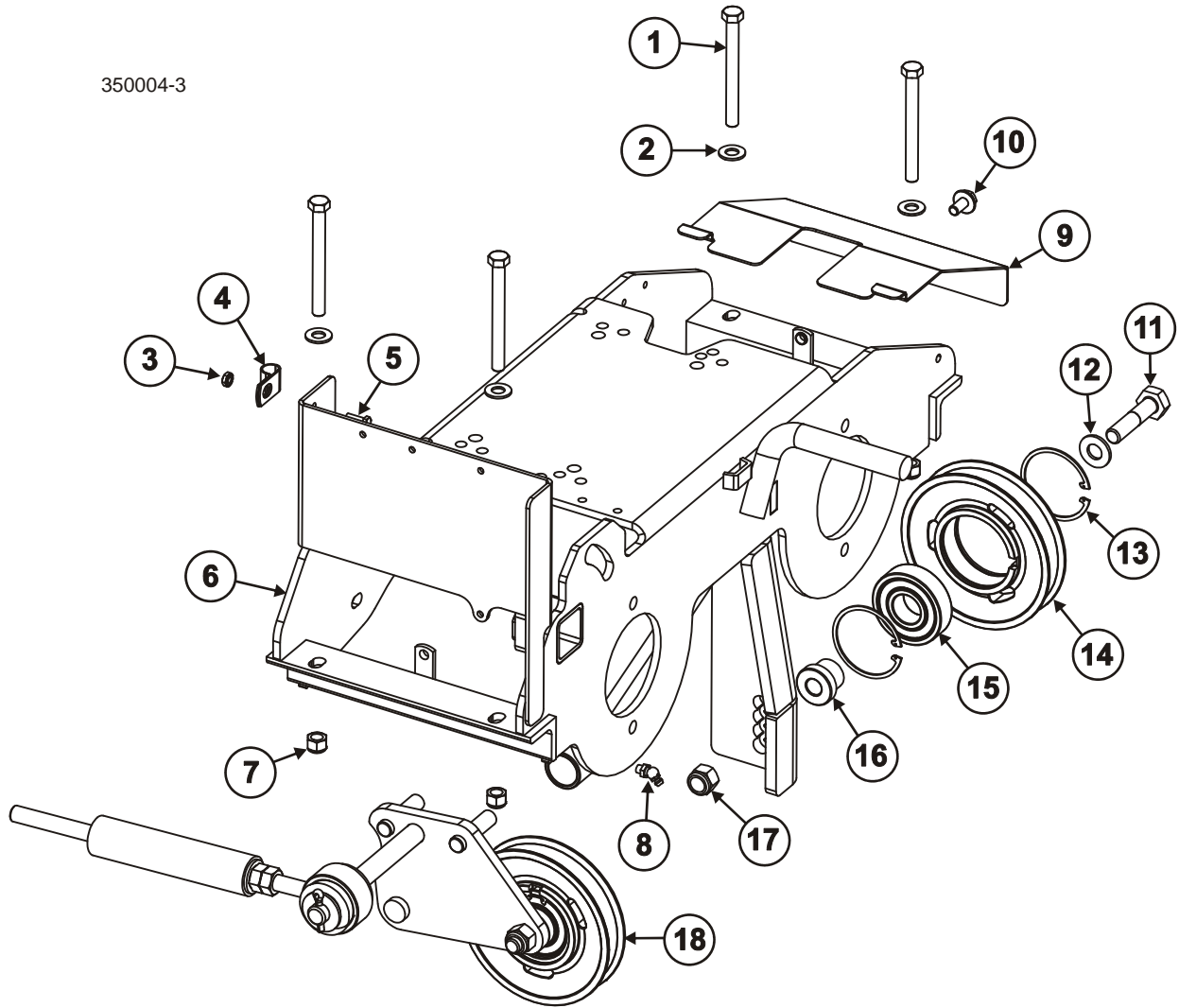
Engine & Electrical

Motor Mount and Hardware

4.7 Motor Mount and Hardware

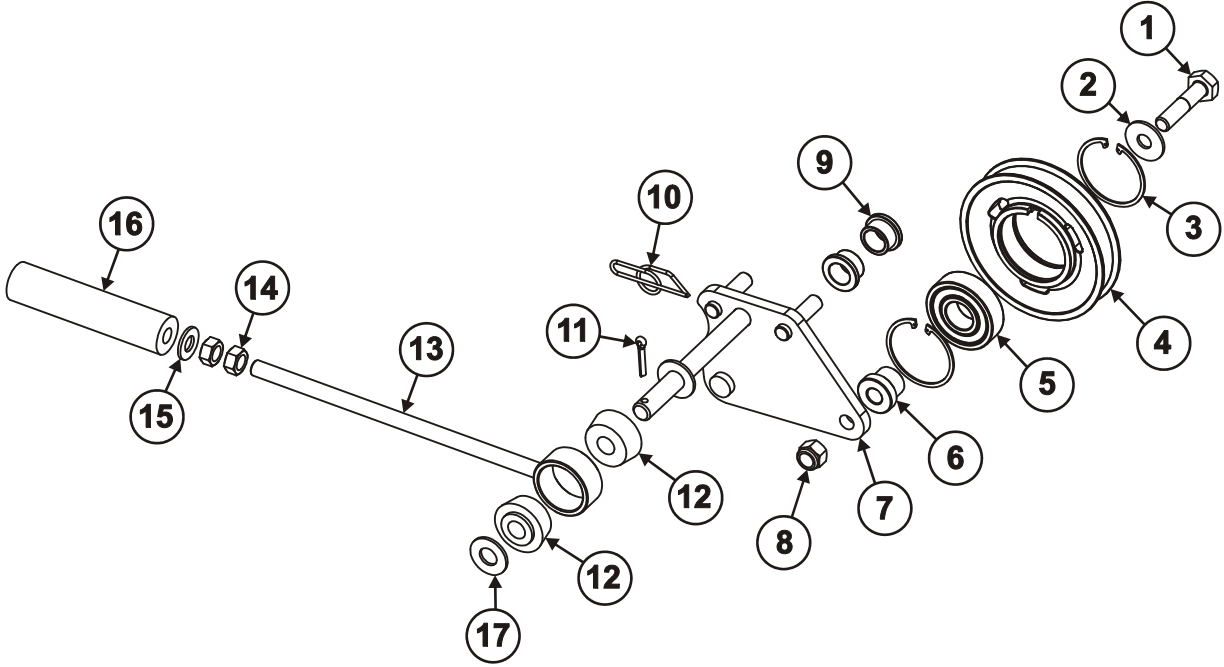
REF	PART #	DESCRIPTION	COMMENTS	QTY.
1	F05007-136	Bolt, 3/8-16 x 3 3/4" Hex Head Grade 5		4
2	F05011-3	Washer, 3/8" Flat SAE		4
3	F05010-14	Nut, #10-24 Keps		4
4	P07584	Clamp, 1/2" EMT Coated		4
5	F05004-18	Screw, 10-24 x 5/8" Unsl Indent HH Machine		4
6	049564	Mount Weldment, Engine		1
7	F05010-10	Nut, 3/8-16 Hex Nyloc		4
8	P294	Fitting, 1/4-28 45 Deg Grease		1
9	027009	Guard, Right Hydro Fan		1
10	F05006-101	Bolt, 5/16-18 x 3/4" Hex Head W/Flat&Lock Washer		2
11	F05008-10	Bolt, 1/2-13 x 2 1/4" Hex Head Grade 5		1
12	F05011-2	Washer, 1/2" SAE Flat		1
	045271	Pulley Assembly, 5" OD Idler, V Groove		1
13	F04254-12	Ring, 62mm IR Din #472 Retaining		2
14	045270	Pulley, 5" OD Idler, V Groove		1
15	P103	Bearing, Spindle Top 6305 RS		1
16	045272	Boss, Idler Pulley Standoff		1
17	F05010-8	Nut, 1/2-13 Nylon Hex Lock		1
18	049705	Idler Assembly, Deck Drive	See Section 4.8 for parts	1
	050436	Relay, 40A 12VDC Automotive	Not Shown	3

350004-3



4**Engine & Electrical**
*Deck Drive Idler Assembly***4.8 Deck Drive Idler Assembly**

REF	PART #	DESCRIPTION	COMMENTS	QTY.
	049705	Idler Assembly, Deck Drive		1
1	F05008-10	Bolt, 1/2-13 x 2 1/4" Hex Head Grade 5		1
2	F05011-68	Washer, 1/2" Standard Flat Zn		1
	045271	Pulley Assembly, 5" OD Idler, V Groove		1
3	F04254-12	Ring, 62mm IR Din #472 Retaining		2
4	045270	Pulley, 5" OD Idler, V Groove		1
5	P103	Bearing, Spindle Top 6305 RS		1
6	045272	Boss, Idler Pulley Standoff		1
7	049702	Plate Weldment, Deck Drive Idler		1
8	F05010-8	Nut, 1/2-13 Nylon Hex Lock		1
9	P786	Bushing, 3/4" ID x 1" OD x 5/8" Lng Flanged		2
10	F05012-115	Pin, 3/4" Clevis Retaining		1
11	F05012-21	Pin, 3/16" x 1" Cotter		1
12	026472	Tensioner Bushing		2
13	049701	Boss Weldment, Rubber Spring Tensioner		1
14	F05010-35	Nut, 1/2-13 Hex		2
15	F05011-2	Washer, 1/2" SAE Flat		1
16	049869	Spring, Urethane		1
17	F05011-5	Washer, 5/8" SAE Flat		1



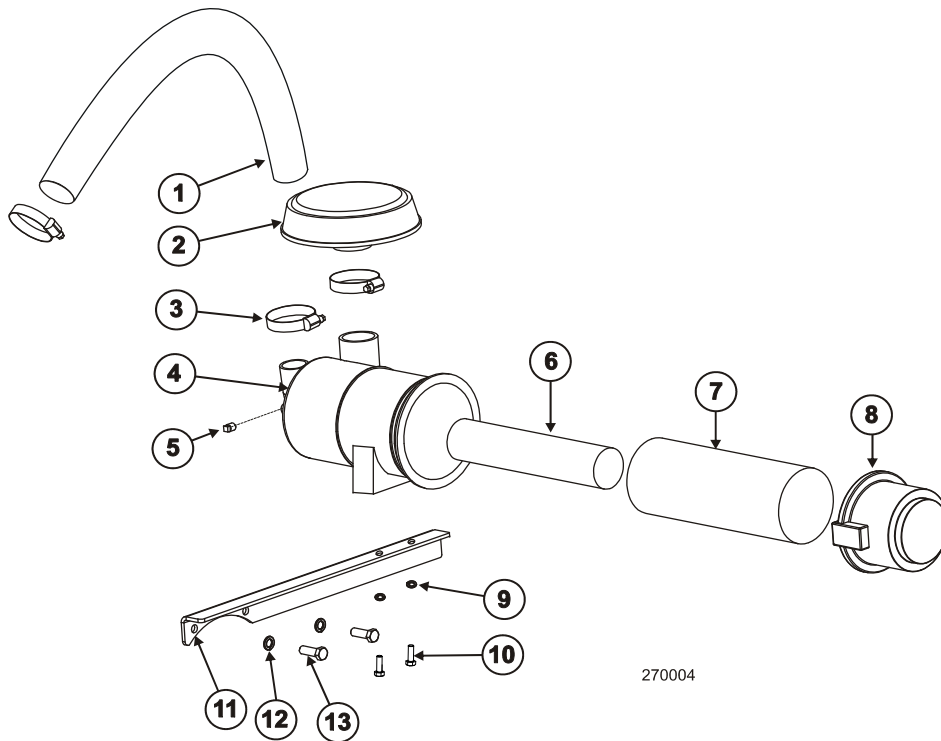
LT0081

4 Engine & Electrical

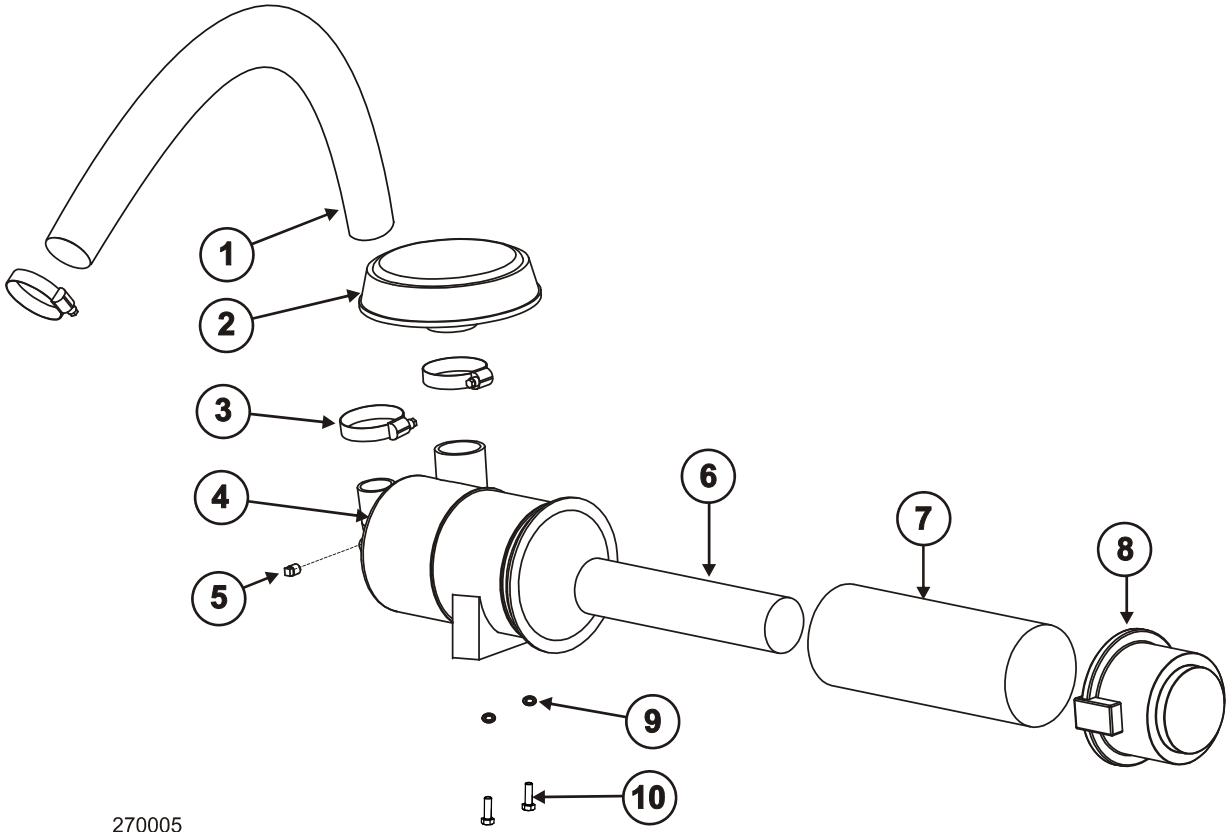
Air Intake Assembly (Serial # 2870806 and later)

4.9 Air Intake Assembly (Serial # 2870806 and later)

REF	PART #	DESCRIPTION	COMMENTS	QTY.
1	046558	Hose, Air Intake		1
	055382	Filter, Kohler Air Intake Fixed Mount		1
2	046556	Hood, Rain		1
3	P09895	Clamp, Worm 2 1/2"		3
4	055383	Housing, Kohler Filter Cover Fixed Mount		1
5	046555	Plug, Kohler Filter Minder		1
6	046554	Air Filter, Inner Element		1
7	046553	Air Filter, Primary Element		1
8	046552	Housing Cap, Kohler Filter		1
9	F05011-45	Washer, 8mm Split Lock		1
10	F05004-40	Bolt, M8 x 1.25 x 1 C/S 8.8 Din 933 HH		2
11	055381	Bracket, Air Cleaner Mount	Deleted as of serial #2970906	1
12	F05011-48	Washer, 7/16" Split Lock	Deleted as of serial #2970906	2
13	F05007-144	Bolt, 7/16-14 x 1 1/4" Hex Head Grade 5	Deleted as of serial #2970906	2



Configuration for Serial #2870806 to 2970906



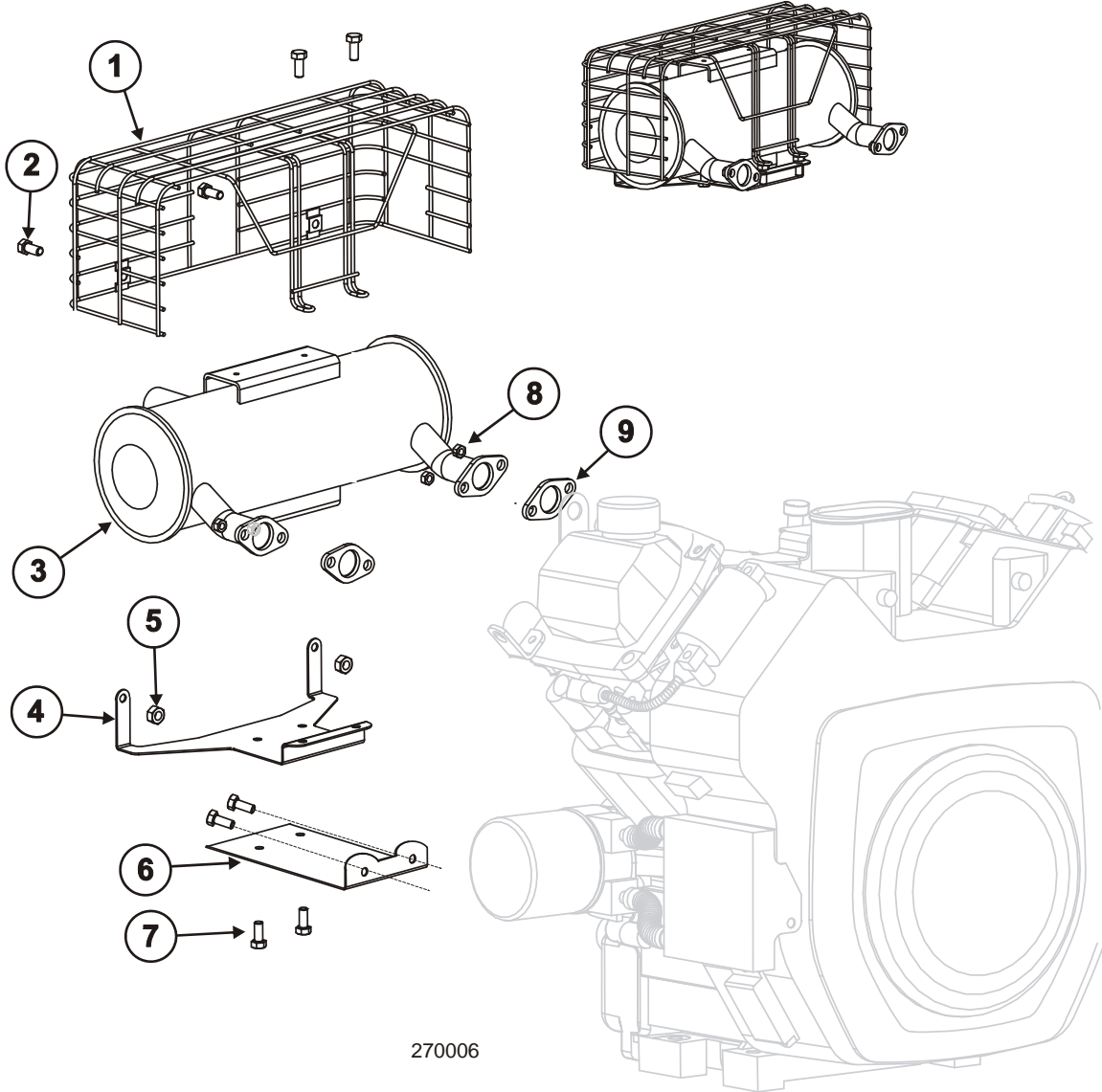
270005

4 Engine & Electrical

Exhaust

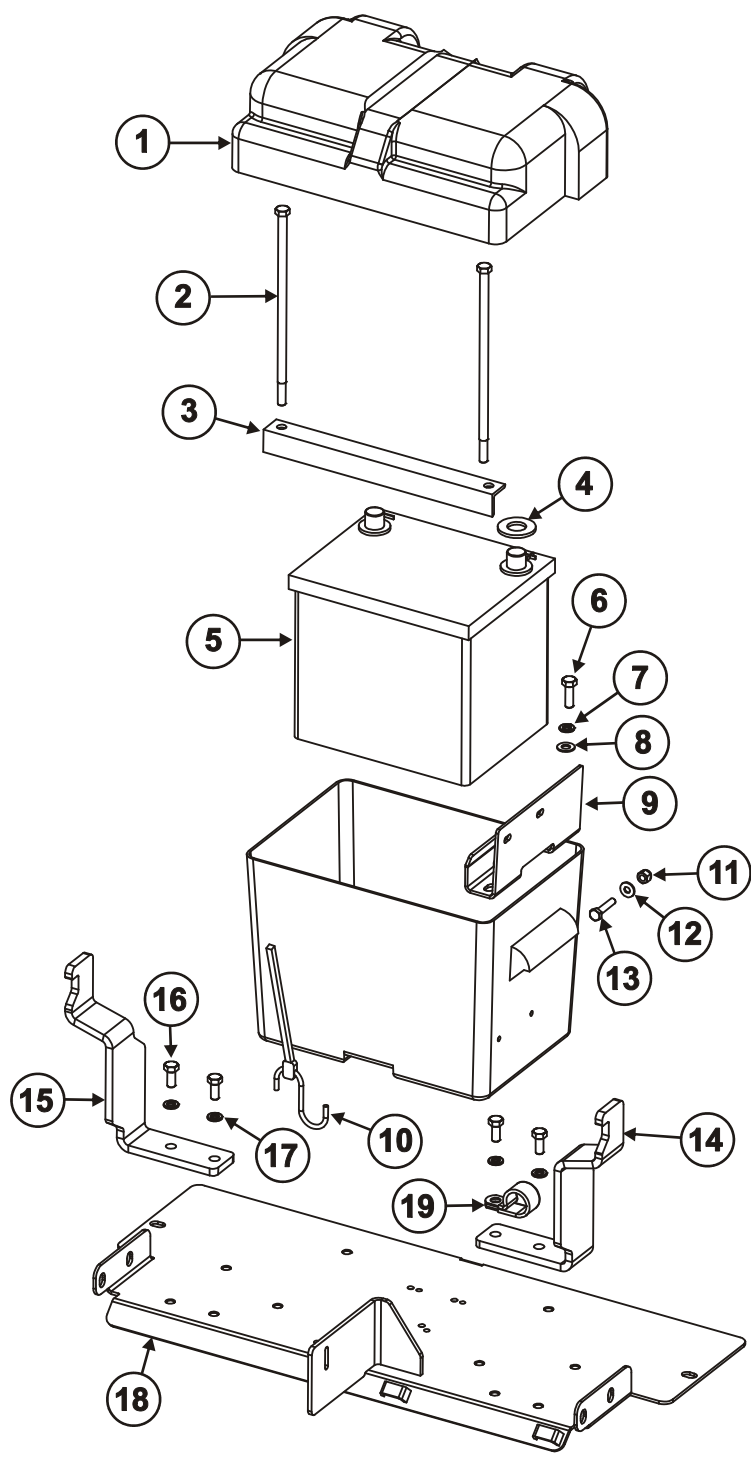
4.10 Exhaust

REF	PART #	DESCRIPTION	COMMENTS	QTY.
1	046811	Cage, Guard w/Bolts		1
2	046812	Bolt, Cage Guard Bolt M8 x 1.25 x 1 Hex Head FT		2
3	046819	Muffler		1
4	046814	Bracket		1
5	F05010-76	Nut, M8 x 1.25 Hex Jam		2
6	046815	Heat Shield		1
7	046816	Bolt, Heat Shield, Bolt, M8 x 1.25 x 1 Hex Head FT		6
8	046817	Nut, Muffler 1/4-20 Swaged		4
9	046818	Gasket, Muffler		2



4**Engine & Electrical***Battery Tray Assembly***4.11 Battery Tray Assembly**

REF	PART #	DESCRIPTION	COMMENTS	QTY.
	044696	Tray Assembly, Commercial Battery		1
	049700	Battery Assembly, 33HP		1
1	049599	Box, Battery Modified		1
2	F05006-123	Bolt, 5/16-18 x 8-1/2" Hex Head Grade 5		2
3	026382	Angle, Battery Hold Down		1
4	P12161	Washer, Felt Battery Terminal		1
5	067381	Battery, Group 26 w/Handle		1
6	F05006-27	Bolt, 5/16-18 x 1" Hex Head Grade 5		2
7	F05011-13	Washer, 5/16" Split Lock		2
8	F05011-17	Washer, 5/16" SAE Flat		2
9	049769	Channel, Battery Box Spacer		1
10	P11258	Strap, 24" Rubber w/Hooks		1
11	F05010-69	Nut, 1/4-20 Nylock		1
12	F05011-11	Washer, 1/4" SAE Flat		1
13	F05005-116	Bolt, 1/4-20 x 1 1/4" Hex Head Grade 5		1
14	049896	Bracket, Left Seat Latch		1
15	049895	Bracket, Right Seat Latch		1
16	F05006-102	Bolt, 5/16-18 x 3/4" Hex Head Grade 5 Zinc		4
17	F05011-13	Washer, 5/16 Split Lock		4
18	042985	Plate Weldment, Battery Tray		1
19	028352	Clamp, 1" ID Coated		1

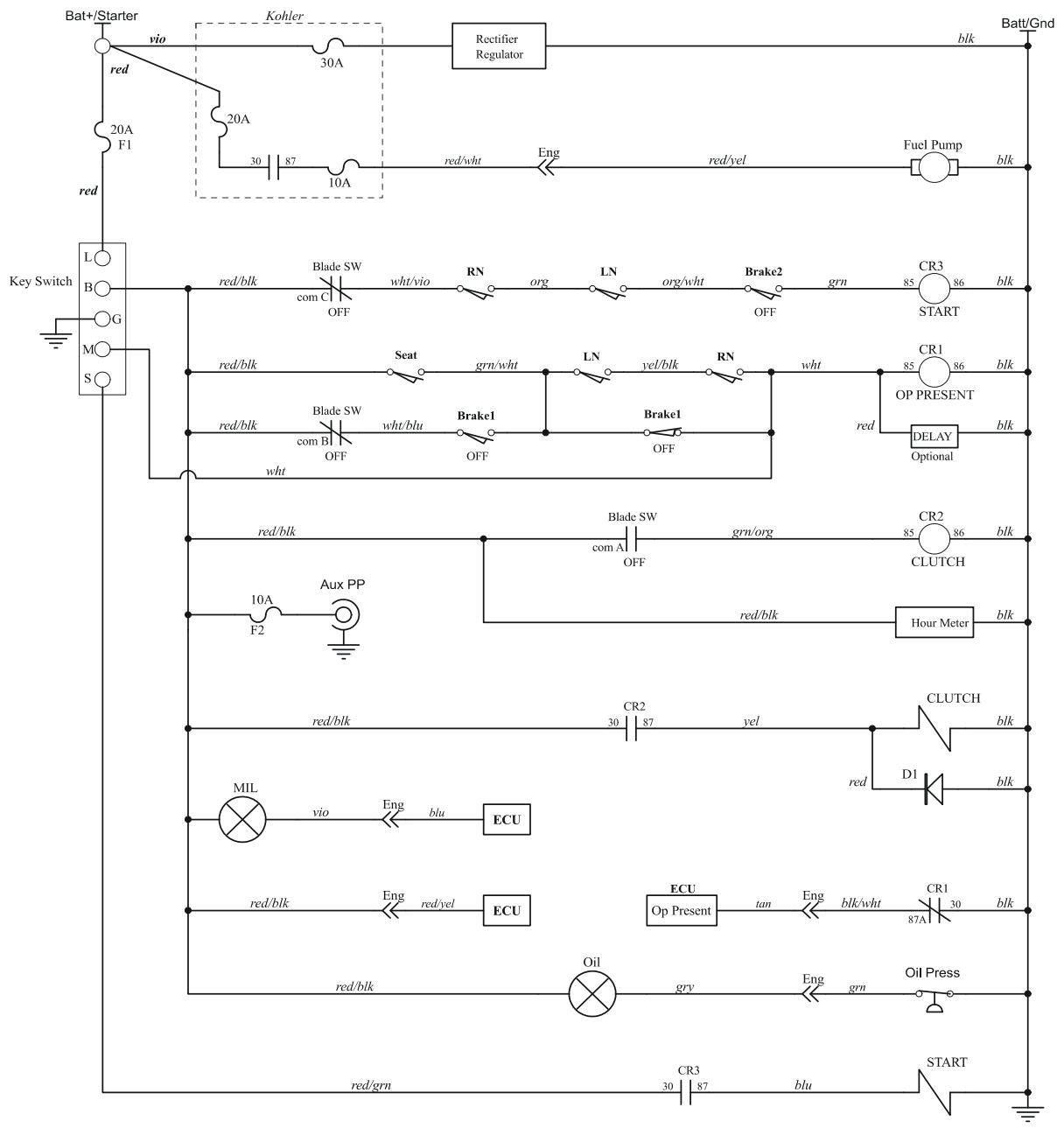
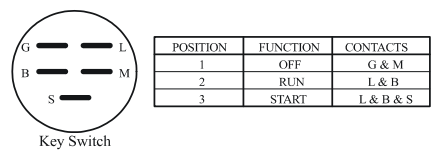


LT0075B

4.12 Wiring Schematic

See opposing page...

2861A Kohler
P/N 052631 Rev A.01



SECTION 5 61” MOWER DECK

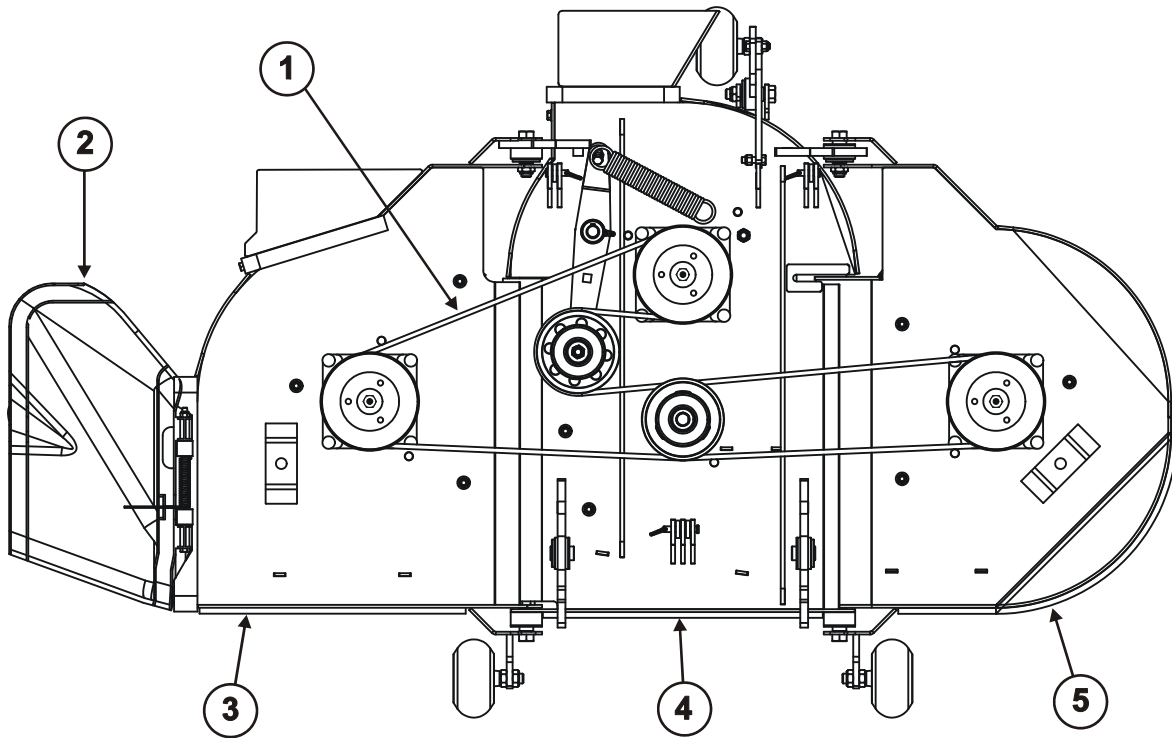


61 in Deck

Deck Framework

5.1 Deck Framework

REF	PART #	DESCRIPTION	COMMENTS	QTY.
1	049855	Belt, B-128 Deck Drive		1
2	041645	Grass Chute Assembly		1
3	049490	Deck Weldment, 61" Articulating #3		1
4	049512	Deck Weldment, 61" Center		1
5	055835	Deck Weldment, 61" Articulating #1	Serial # 2850806 and later	1
	049532	Deck Weldment, 61" Articulating #1	Serial # 2849806 and prior	1



LT0042



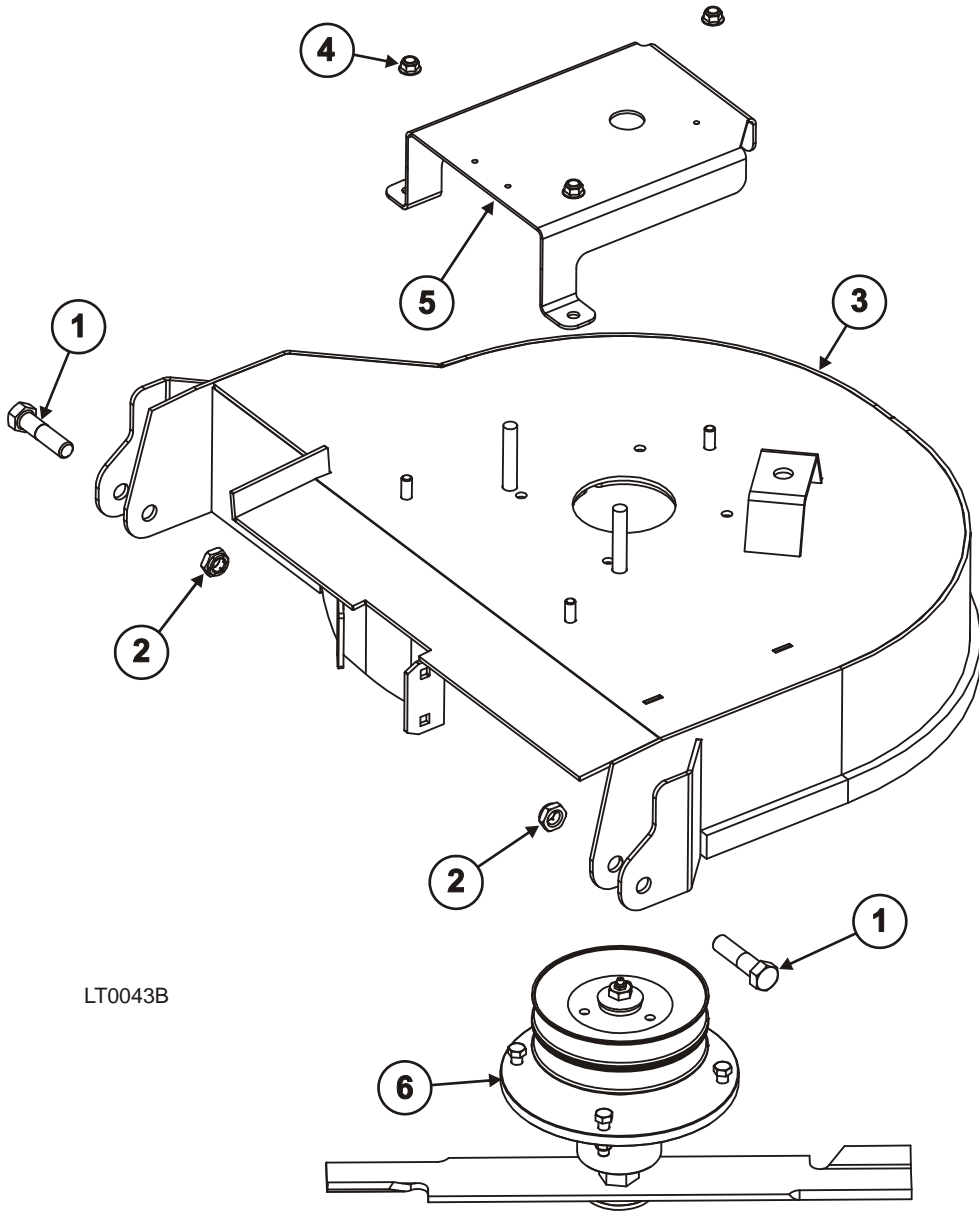
61 in Deck

Deck 1 Hardware (Serial # 2860806 and later)

5.2 Deck 1 Hardware (Serial # 2860806 and later)

REF	PART #	DESCRIPTION	COMMENTS	QTY.
	055834	Deck Assembly, 61" Articulating #1		1
1	F05009-20	Bolt, 5/8-11 x 2 1/2" Hex Head Grade 5		2
2	F05010-185	Nut, 5/8-11 FlexLoc		2
3	055835	Deck Weldment, 61" Articulating #1		1
4	F05010-222	Nut, 3/8-16 Flanged Hex Nyloc		3
5	055803	Cover, 61A Deck #1		1
6	067695 ¹	Spindle Assembly, ZT 21" D6.3-6.3	See Section 5.9 for parts	1

¹ Replaces 049892 2861AGC Double Sheave Spindle Assembly ([See Section 5.11](#) for parts) (5/14 and later).





61 in Deck

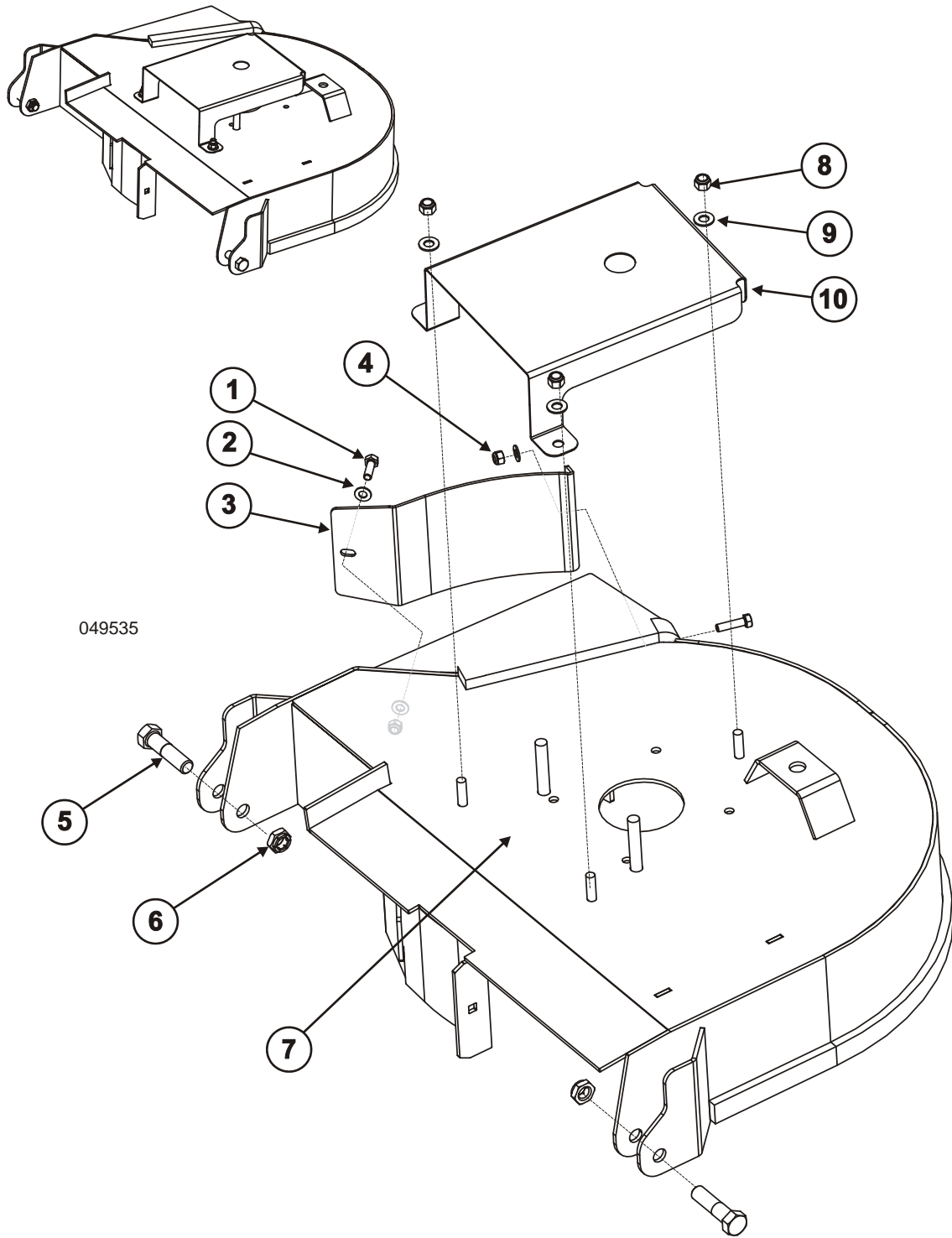
Deck 1 Hardware (Serial # 2850806 and prior)

5.3 Deck 1 Hardware (Serial # 2850806 and prior)

REF	PART #	DESCRIPTION	COMMENTS	QTY.
1	F05006-27	Bolt, 5/16-18 x 1" Hex Head Grade 5		2
2	F05011-17	Washer, 5/16" SAE Flat		3
3	049781	Baffle, Outside Rear Bolt-On		1
4	F05010-58	Nut, 5/16-18 Nylok Hex		2
5	F05009-20	Bolt, 5/8-11 x 2 1/2" Hex Head Grade 5		2
6	F05010-185	Nut, 5/8-11 FlexLoc		2
7	049532	Deck Weldment, 61 Articulation #1		1
8	F05010-10	Nut, 3/8-16 Hex Nyloc	Added after serial # 2410406	3
9	F05011-3	Washer, 3/8" Flat SAE	Added after serial # 2410406	3
10	055803	Cover, 61A Deck #1	Added after serial # 2410406	1

NOTE: If using the rear discharge system, items 1,2,3 and 4 are not used.

NOTE: After Serial # 2850806, the rear bolt-on baffle was replaced with a full pan wrap around the deck weldment.



5.4 Deck 2 Hardware

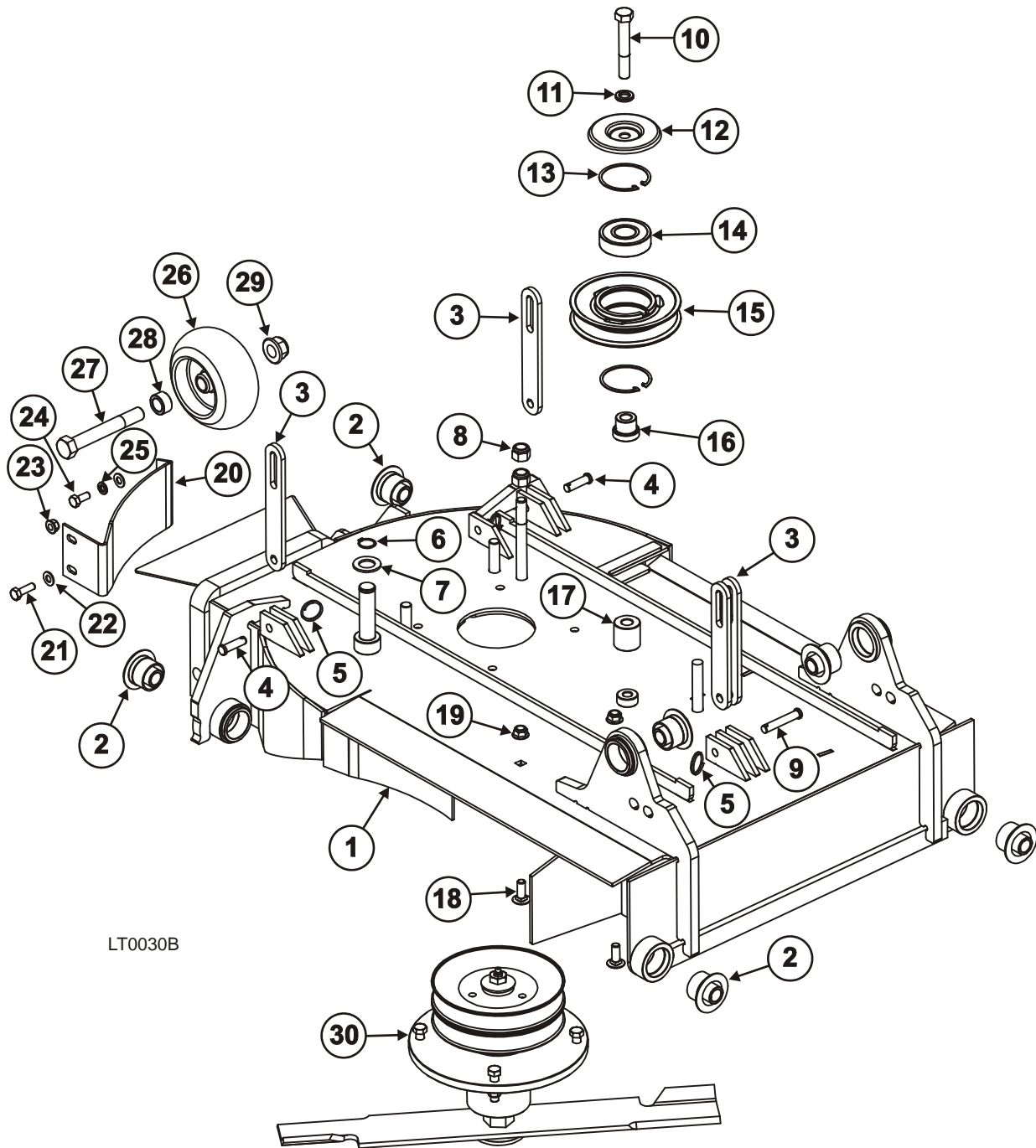
REF	PART #	DESCRIPTION	COMMENTS	QTY.
1	049512	Deck Weldment, 61" Center		1
2	049870	Bushing, Urethane Pivot	2 Added after Serial #2790806	1
	049510	Bushing, Rubber Pivot	Serial #2780806 and prior No longer available; order 049870	1
3	049894	Link, Front Deck Lift		4
4	P110	Pin, 3/8" x 1 5/16" Clevis, Yzn		2
5	P111	Ring, Kick-out, 1"		3
6	F04254-46	Ring, 3/4" External - External		1
7	F05011-77	Washer, 3/4" AN Yel/Cad		1
8	F05010-8	Nut, 1/2-13 Nylon Hex Lock		2
9	P212	Pin, 3/8" x 2 1/8" Clevis, Yzn		1
10	F05008-23	Bolt, 1/2-13 x 3" Hex Head Grade 5		1
11	F05011-9	Washer, 1/2" Split Lock		1
12	062051	Washer, Water Shed Pulley		1
	045271	Pulley Assembly, 5" OD Idler, V Groove	Serial # 33151108 and later	1
	043543	Pulley, 5" OD V-Groove Idler	No longer available: order 045271 Serial # 33141108 and prior	1
13	F04254-12	Ring, 62mm IR Din #472 Retaining		2
14	P103	Bearing, Spindle Top 6305 RS		1
15	045270	Pulley, 5" OD Idler, V Groove		1
16	045297	Boss, Idler Pulley Standoff		1
17	049868	Spacer, .53" ID x 1 1/4" OD x 1 1/4" Lng		1
18	F05007-165	Bolt, 3/8-16 x 1" Carriage, Zinc Grade 5		2
19	F05010-222	Nut, 3/8-16 Flanged Hex Nylon Lock		2
20	049784	Baffle, Outside Rear Bolt-On		1
21	F05006-27	Bolt, 5/16-18 x 1" Hex Head Grade 5		1
22	F05011-17	Washer, 5/16" SAE Flat		2
23	F05010-58	Nut, 5/16-18 Nylon Lock Hex		1
24	F05006-102	Bolt, 5/16-18 x 3/4" Hex Head Grade 5 Zinc		1
25	F05011-13	Washer, 5/16" Split Lock		1
26	027013	Wheel, Anti-Scalp, 5-5/8" hole		1
27	F05009-10	Bolt, 5/8-11 x 4 1/2" Hex Head Grade 5		1
28	072497	Spacer, 1 OD x .65 ID x .53 Long		1
29	F05010-224	Nut, 5/8-11 Flanged Hex Nylock		1
30	067695 ¹	Spindle Assembly, ZT 21" D6.3-6.3	See Section 5.9 for parts	1

¹ Replaces 049892 2861AGC Double Sheave Spindle Assembly ([See Section 5.11](#) for parts) (5/14 and later).

NOTE: If using the rear discharge system, items 20-25 are not used.

Item 2 and 8: Apply water-proof axle grease to mating surfaces prior to assembly.

CAUTION: Bolts holding urethane bushings must remain tight. Equipment damage may occur.



LT0030B



61 in Deck

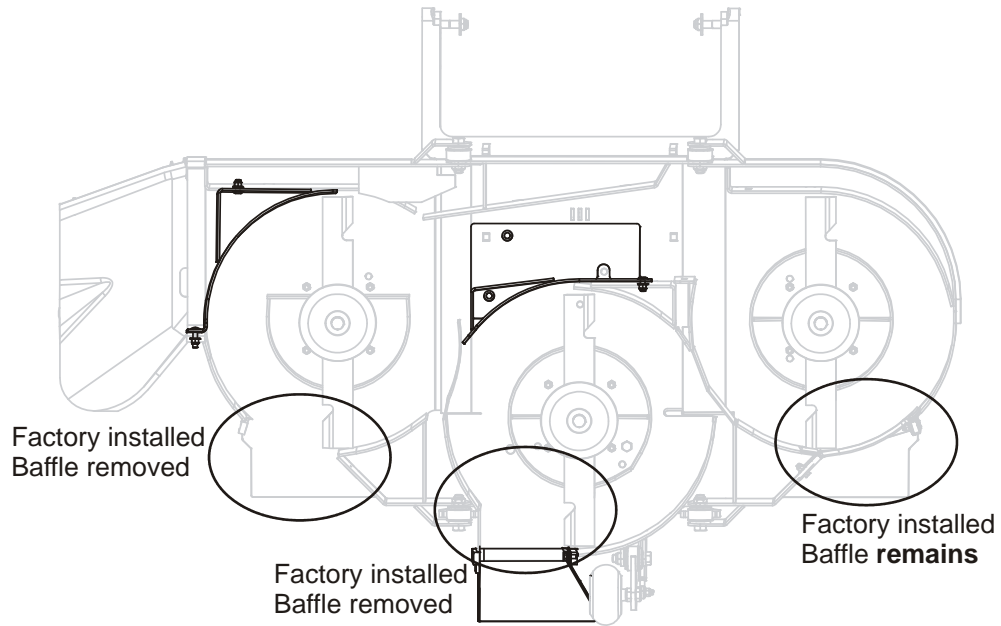
Rear Discharge Baffle Assembly

5.5 Rear Discharge Baffle Assembly

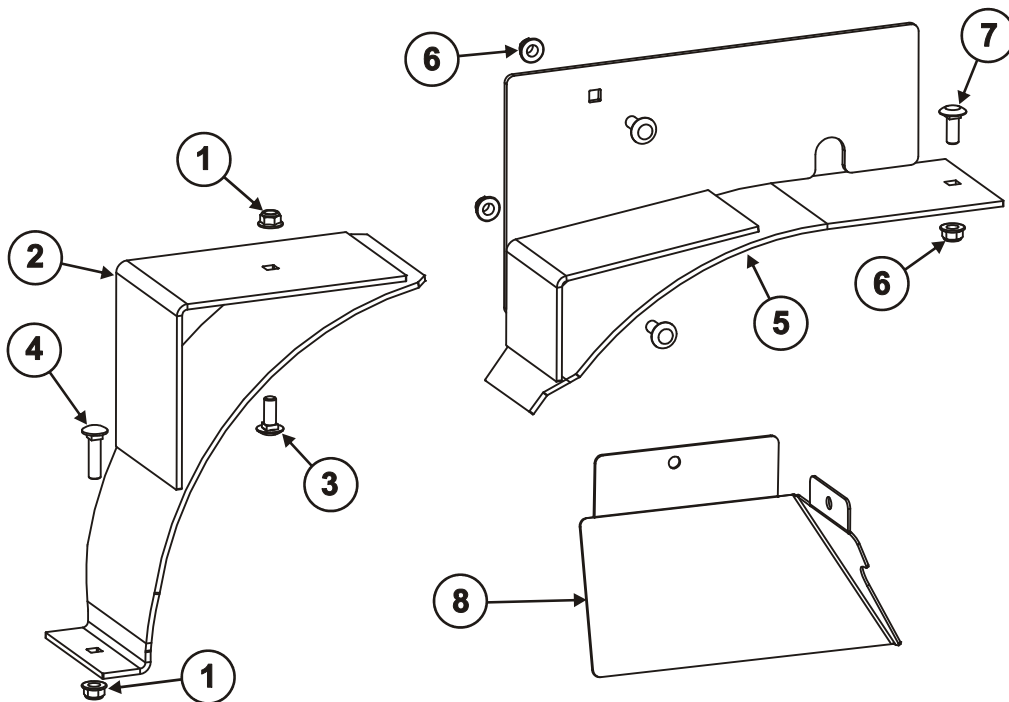
REF	PART #	DESCRIPTION	COMMENTS	QTY.
	049997	Baffle Kit, Rear Discharge		1
	049963	Baffle Assembly, #3 Deck Mulching		1
1	F05010-222	Nut, 3/8-16 Flanged Hex Nyl Lock		2
2	049873	Baffle Weldment, #3 Deck Mulching		1
3	F05007-165	Bolt, 3/8-16 x 1" Carriage Grade 5		1
4	F05007-85	Bolt, 3/8-16 x 1 1/2" Carriage Grade 5		1
	049961	Baffle Assembly, #2 Deck Rear Discharge		1
5	049960	Baffle Weldment, #2 Deck Rear Discharge		1
6	F05010-222	Nut, 3/8-16 Flanged Hex Nyl Lock		3
7	F05007-165	Bolt, 3/8-16 x 1" Carriage Grade 5		3
8	055452	Kit, Rear Discharge Chute	Serial # 2850806 and prior	1

NOTE: To use the rear discharge system, bolt in the rear discharge baffle weldments as shown here, and remove the factory installed rear baffle plates from decks 2 and 3. The factory installed baffle remains on deck 1.

NOTE: All units receive the rear discharge baffles -- use of the rear discharge system is optional. Rear Chute is only for use with units with serial # 2850806 and prior.



LT0048B



5 61 in Deck

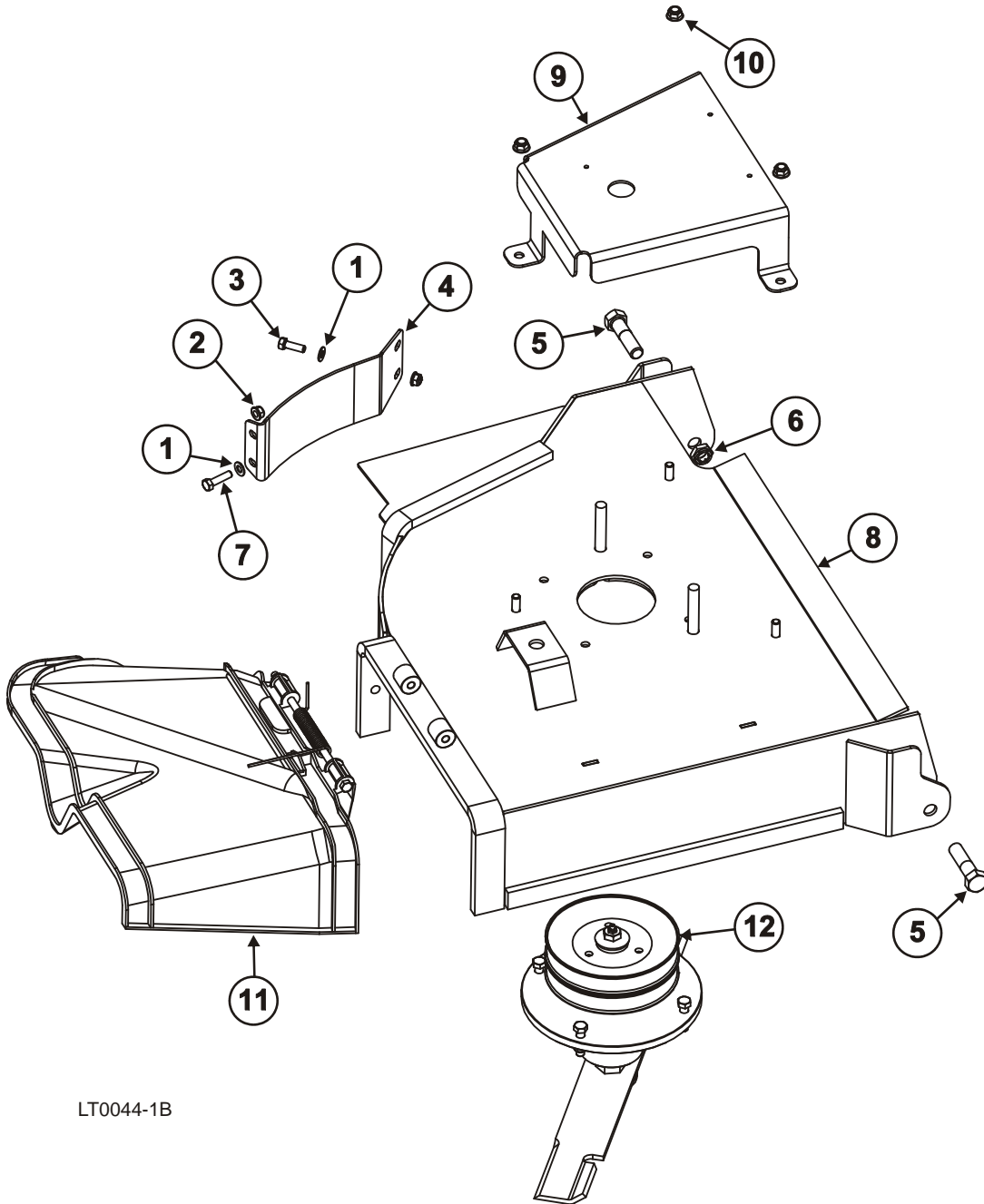
Deck 3 Hardware

5.6 Deck 3 Hardware

REF	PART #	DESCRIPTION	COMMENTS	QTY.
	049526	Deck Assembly, 61" Articulating #3		1
1	F05011-17	Washer, 5/16" SAE Flat		2
2	F05010-221	Nut, 5/16-18 Flanged Nylok Hex		2
3	F05006-27	Bolt, 5/16-18 x 1" Hex Head Grade 5		1
4	049781	Baffle, Outside Rear Bolt-On		1
5	F05009-20	Bolt, 5/8-11 x 2 1/2" Hex Head Grade 5		2
6	F05010-185	Nut, 5/8-11 FlexLoc		2
7	F05006-93	Bolt, 5/16-18 x 1 1/4" Hex Head Full Thread Grade 5		1
8	049490	Deck Weldment, 61" Articulating #3		1
9	055804	Cover, 61A Deck #3		1
10	F05010-222	Nut, 3/8-16 Flanged Hex Nyloc		3
11	041645	Grass Chute Assembly	See Section 5.14 for parts	1
12	067695 ¹	Spindle Assembly, ZT 21" D6.3-6.3	See Section 5.9 for parts	1

¹ Replaces 049892 2861AGC Double Sheave Spindle Assembly ([See Section 5.11](#) for parts) (5/14 and later).

NOTE: If using the rear discharge system, items 1,2,3 and 4 are not used.



LT0044-1B



61 in Deck

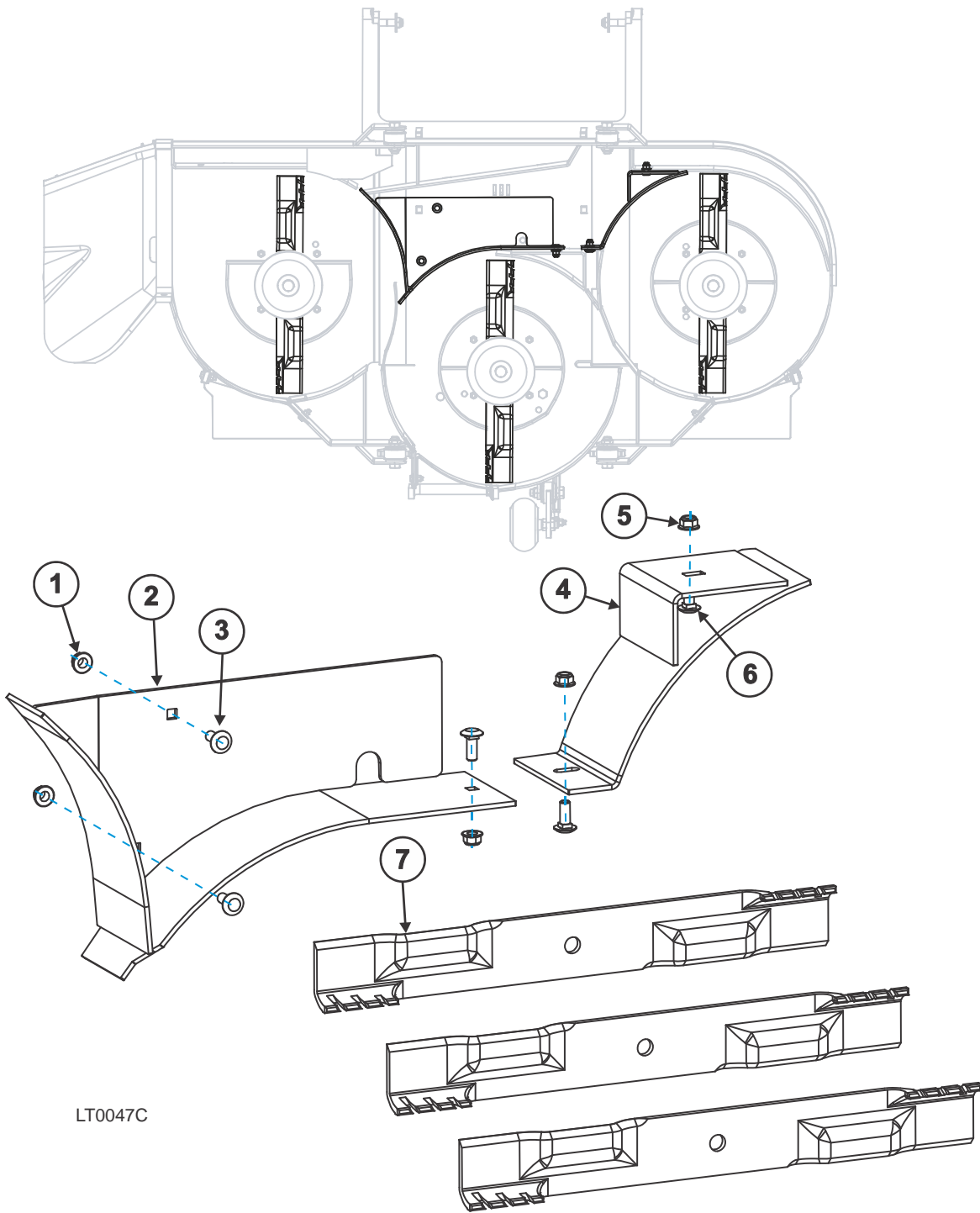
Optional Mulching Kit

5.7 Optional Mulching Kit

REF	PART #	DESCRIPTION	COMMENTS	QTY.
	049998	Baffle Kit, Mulching 61AGC		1
	049962	Baffle Assembly, #2 Deck Mulching		1
1	F05010-222	Nut, 3/8-16 Flanged Hex Nylock		3
2	049877	Baffle Weldment, #2 Deck Mulching		1
3	F05007-165	Bolt, 3/8-16 x 1" Carriage Grade 5		3
	049964	Baffle Assembly, #1 Deck Mulching		1
4	049866	Baffle Weldment, #1 Deck Mulching		1
5	F05010-222	Nut, 3/8-16 Flanged Hex Nylock		2
6	F05007-165	Bolt, 3/8-16 x 1" Carriage Grade 5		2
7	P322	Blade, 21" Gator Mulching		3

This mulching kit may be purchased through your Lastec Dealer.

To properly use the mulching feature, the Deck 3 Baffle 049963 from the rear discharge kit must also be in place. The 049963 Deck 3 Baffle Includes the unit in a separate box as part of the Rear Discharge Baffle Assembly. All factory installed rear baffles remain in place for mulching.

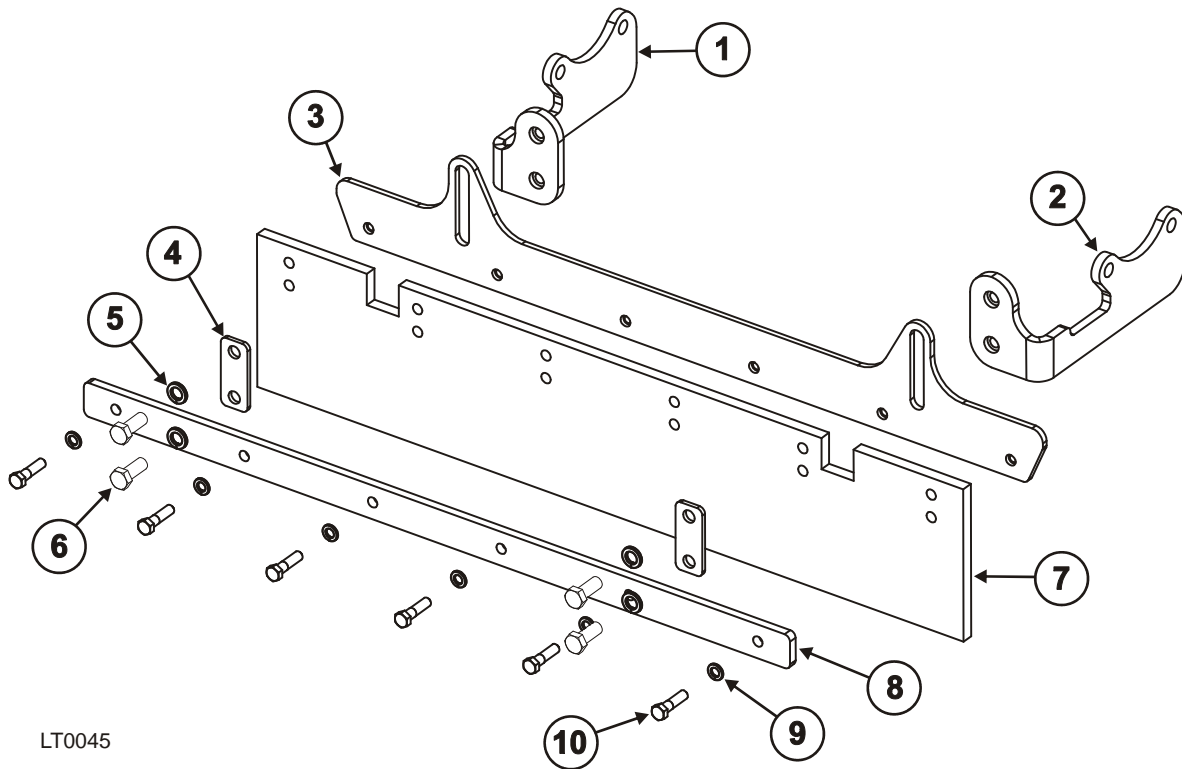



5 **61 in Deck**
Optional Striping Kit

5.8 Optional Striping Kit

REF	PART #	DESCRIPTION	COMMENTS	QTY.
	042947	Striping Kit, Commercial Mower		1
1	042951	Bracket Weldment, Left Striping Kit		1
2	042950	Bracket Weldment, Right Striping Kit		1
3	042949	Plate Weldment, Hanger Strap		1
4	042943	Plate, Mount Washer		2
5	F05011-9	Washer, 1/2" Split Lock		4
6	F05008-37	Bolt, 1/2-13 x 1 1/4" Hex Head Grade 5		4
7	042945	Pad, Rubber Striping		1
8	042942	Strap, Rubber Pad Mounting		1
9	F05011-4	Washer, 3/8" Split Lock		6
10	F05007-78	Bolt, 3/8-16 x 1 1/2" Hex Head Grade 5		6
	IS-0192	Instruction Sheet, 61" Deck Striping Kit		1

NOTE: This 042947 Striping Kit may be purchased through your Lastec Dealer.



LT0045



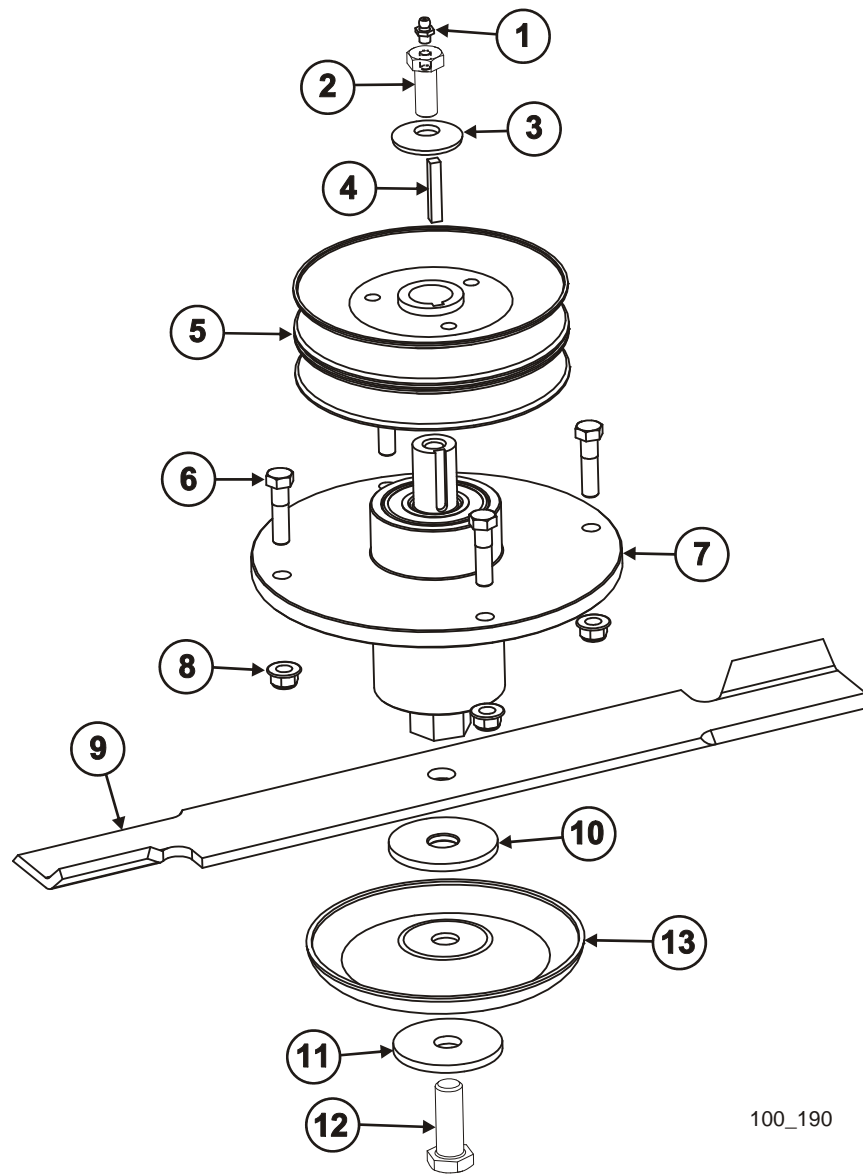
Mower Decks

Double Pulley Spindle (5/14 and later)

5.9 Double Pulley Spindle (5/14 and later)

REF	PART #	DESCRIPTION	COMMENTS	QTY.
	067695	Spindle Assembly, ZT 21" D6.3-6.3	Non-saleable item. Parts must be purchased separately.	1
1	P107 ¹	Fitting, 1/4-28 Straight Grease		1
2	045677 ¹	Bolt, Spindle Single Pulley	Maximum Torque: 57 ft-lbs	1
3	F05011-97	Washer, 1/2" Plain Belleville		1
4	028080	Key, 1/4" Square x 1 1/2" Long		1
5	067688	Sheave, Double - Mower Deck		1
6	F05007-78	Bolt, 3/8-16 x 1 1/2" Hex Head Grade 5		4
7	067696	Spindle Assembly, ZT Cast	See Section 5.10 for parts	1
8	F05010-222	Nut, 3/8-16 Flanged Hex Nyloc		4
9	P128	Blade, 21" x 2 1/2" x 1/4" High Lift		1
	P246	Blade, 21" Low-Lift	Optional	1
	P322	Blade, 21" Gator Mulching	Optional	1
	063265	Blade, 21" x 2 1/2" x 1/8" Low-Lift Ultra	Optional	1
10	029889	Washer, 2 1/2" x 11/16" x 3/16" Nylon		1
11	F05011-89	Washer, 2 1/2" OD x 5/8" ID x 3/16" Std Flat	Remove to install Anti-Scalp Blade Disc	1
12	F05009-95	Bolt, 5/8-18 x 1 3/4" Hex Head Grade 5	Torque Value: 75 ft-lbs	1
13	048898	Blade Disc, Anti-Scalp	Optional part. Remove Item 11 to install Anti-Scalp Blade Disc	1

¹ For service order 067354 Spindle Bolt 1 1/4" Service Kit including (1) P107 1/4-28 Straight Grease Fitting and (1) 045677 Spindle Single Pulley Bolt.



100_190

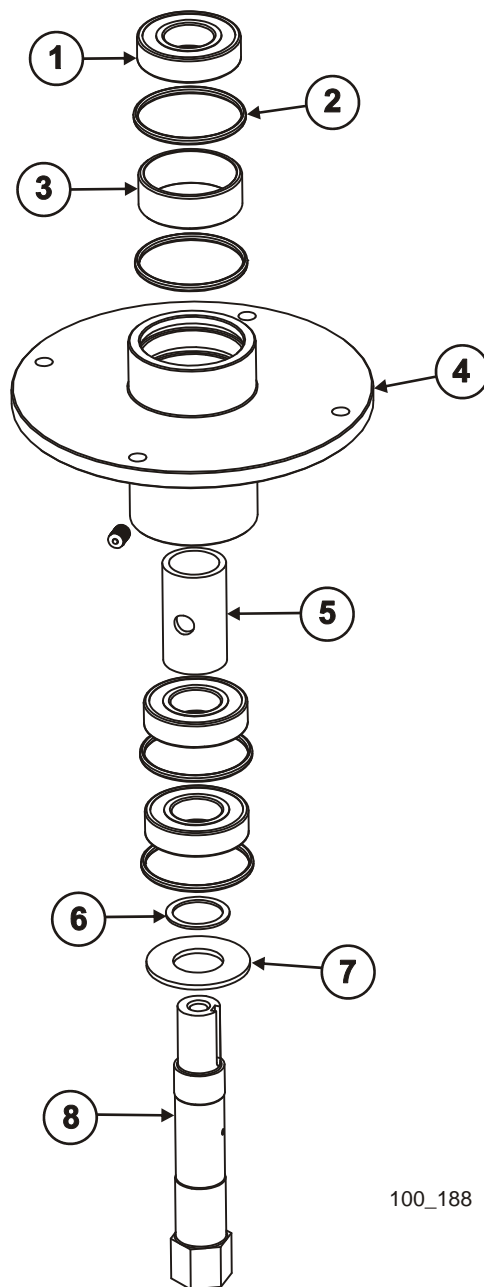
5.10 Spindle Housing

REF	PART #	DESCRIPTION (◆ Indicates Non-Saleable Items)	COMMENTS	QTY.
◆	067696	Spindle Assembly, Center w/Stiffener	Non-saleable item. Parts must be purchased separately.	1
1	P11035	Bearing, 6206-2NSE		3
2	P105	O-Ring, 2 1/2" ID x 2 3/4" OD		4
3	072511	Spacer, Bearing Housing		1
4	067999	Spindle Housing, ZT- Common Core		1
5	067686	Spacer, Spindle Bearing Housing		1
6	034947	Washer, 1.50" x 1.185" x 16Ga		1
7	034948	Washer, 2.435" x 1.185" x 11Ga		1
8	067687	Shaft, Blade Spindle ZT Cast		1

Concerning Nachi Sealed Bearings:

One of the most common misconceptions that cause a high number of bearing failures is that a bearing needs to be completely packed full. Many people have been taught; the more grease, the better. **We have even heard of cases where people do not feel bearing manufacturers use enough grease in sealed and shielded ball bearings, so they remove one seal or shield and pack the bearing with more grease. These misconceptions are completely false.** Over lubricating the bearings forces the motor to work harder.

- **Nachi standard grease fill** for sealed and shielded ball bearings is **20% to 30% full**
- Too much grease can cause excess friction, thereby overheating the bearing and causing remature failure.
- Only a small of grease is required to lubricate a bearing in motion.
- When a bearing is in motion, most of the grease is pushed to the side (channeling) leaving a thin film of oil between the raceways and rolling elements.
- When using open bearings, pack the bearing as follows:

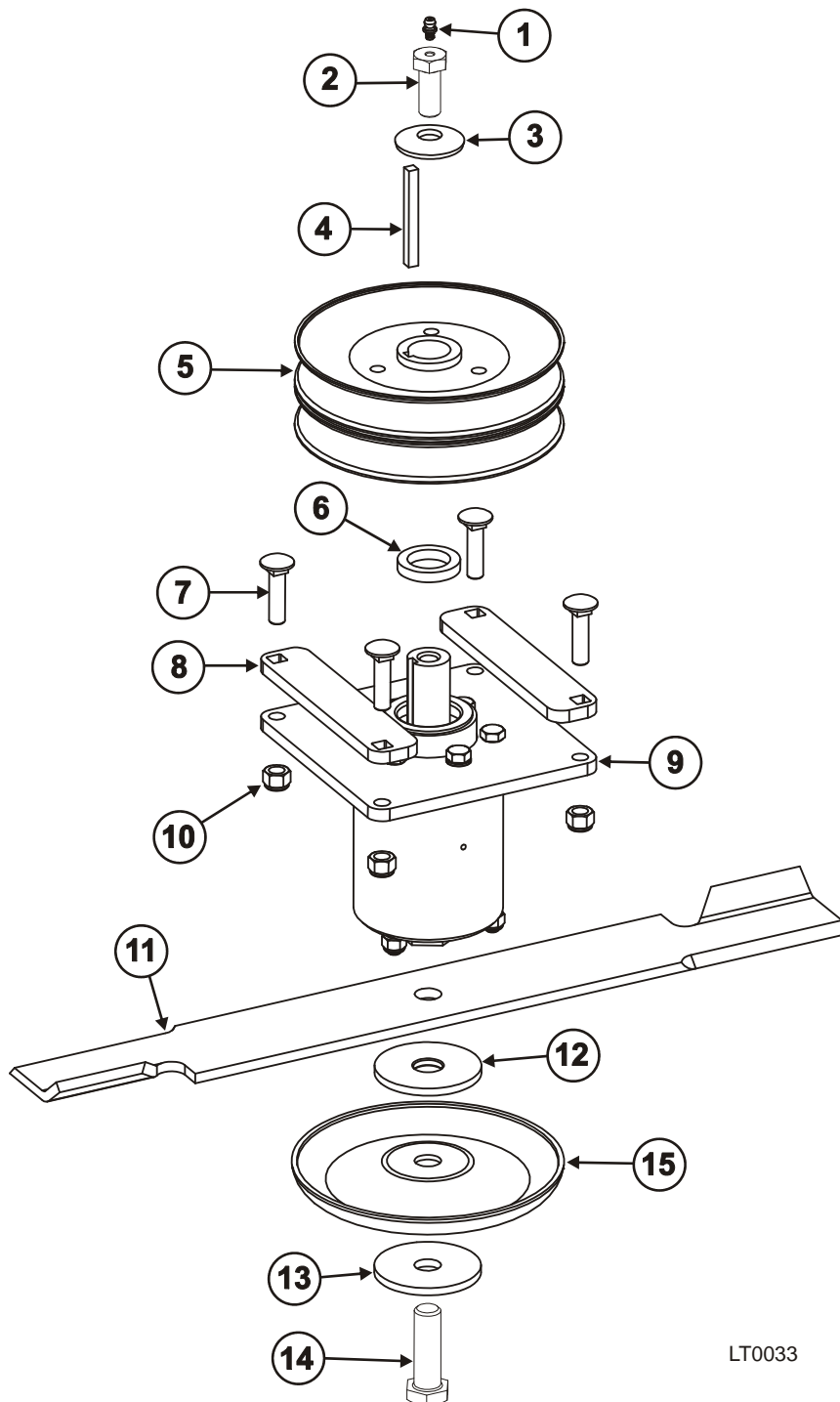


100_188

5 **61 in Deck**
Double Pulley Spindle (Prior to 5/14)

5.11 Double Pulley Spindle (Prior to 5/14)

REF	PART #	DESCRIPTION	COMMENTS	QTY.
	049892	Spindle Assembly, 2861AGC Double Sheave	Non-saleable item. Parts must be purchased separately.	1
1	P04107	Fitting, 3/16" x 3/16" Straight Grease		1
2	045677	Bolt, Spindle Single Pulley	Maximum Torque: 57 ft-lbs	1
3	F05011-97	Washer, 1/2" Plain Belleville		1
4	027053	Key, 1/4" x 2 1/2"		1
5	040049	Sheave, Double - 2561 Mower		1
6	046273	Washer, 1/4" x 1.47" x 1.01"		1
7	F05007-85	Bolt, 3/8-16 x 1 1/2" Carriage Grade 5		4
8	044862	Plate, Deck Reinforcing	Serial # 2940906 and later	2
	048183	Plate, Deck Reinforcing	Serial # 2930806 and prior	1
9	043246	Spindle Assembly, Center w/Stiffener	See Section 5.12 for parts	1
10	F05010-10	Nut, 3/8-16 Hex Nyloc		4
11	P128	Blade, 21" x 2 1/2" x 1/4" High Lift		1
	P246	Blade, 21" Low-Lift	Optional	1
	P322	Blade, 21" Gator Mulching	Optional	1
	063265	Blade, 21" x 2 1/2" x 1/8" Low-Lift Ultra	Optional	1
12	029889	Washer, 2 1/2" x 11/16" x 3/16" Nylon		1
13	F05011-89	Washer, 2 1/2" OD x 5/8" ID x 3/16" Std Flat	Serial # 2940906 and later. Remove to install Anti-Scalp Blade Disc	1
	F05011-27	Washer, 5/8" Split Lock	Serial # 2930806 and prior	1
14	F05009-95	Bolt, 5/8-18 x 1 3/4" Hex Head Grade 5	Torque Value: 75 ft-lbs	1
15	048898	Blade Disc, Anti-Scalp	Optional part. Remove Item 13 to install Anti-Scalp Blade Disc	1



LT0033

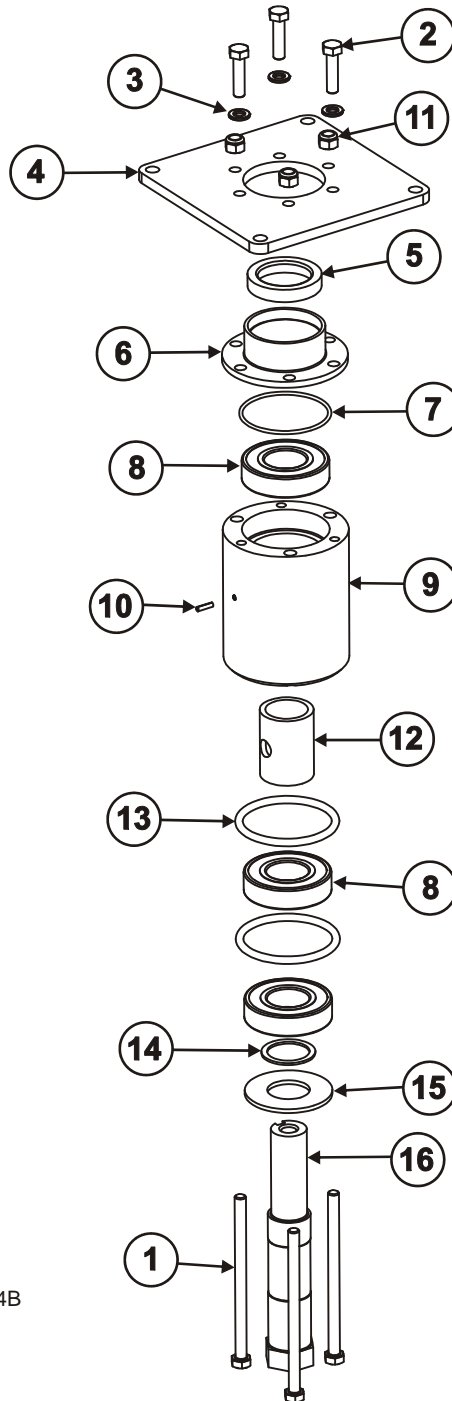
5.12 Spindle Housing

REF	PART #	DESCRIPTION	COMMENTS	QTY
	043246	Spindle Assembly, Center w/Stiffener	Non-saleable item. Parts must be purchased separately.	1
1	F05006-140	Bolt, 5/16-18 x 5" Hex Head Grade 5	Added after serial # 33351208	3
2	F05006-93	Bolt, 5/16-18 x 1 1/4" Hex Head Full Thread Gr5	3 deleted after serial # 33341208	3
3	F05011-13	Washer, 5/16" Split Lock	3 deleted after serial # 33341208	3
4	034921	Plate, Deck Reinforcing		1
5	034969	Seal, 2561 Spindle		1
6	034951	Collar, Spindle Top		1
7	062999	O-Ring, Spindle	Added after serial # 34990809	1
8	P11035	Bearing, 6206-2NSE		3
9	034945	Housing, Spindle		1
10	F05012-64	Pin, 1/8" x 1/2" Roll		1
11	F05010-58	Nut, 5/16-18 Nylon Lock Hex	Added after serial # 33351208	3
12	034950	Spacer, Spindle Bearing		1
13	F04254-45	O-Ring, 2 7/16" ID x 3/16" Diameter		2
14	034947	Washer, 1.50" x 1.185" x 16Ga		1
15	034948	Washer, 2.435" x 1.185" x 11Ga		1
16	043245	Shaft, Center Blade Spindle		1

Concerning Nachi Sealed Bearings:

One of the most common misconceptions that cause a high number of bearing failures is that a bearing needs to be completely packed full. Many people have been taught; the more grease, the better. **We have even heard of cases where people do not feel bearing manufacturers use enough grease in sealed and shielded ball bearings, so they remove one seal or shield and pack the bearing with more grease. These misconceptions are completely false.** Over lubricating the bearings forces the motor to work harder.

- **Nachi standard grease fill** for sealed and shielded ball bearings is **20% to 30% full**
- Too much grease can cause excess friction, thereby overheating the bearing and causing remature failure.
- Only a small of grease is required to lubricate a bearing in motion.
- When a bearing is in motion, most of the grease is pushed to the side (channeling) leaving a thin film of oil between the raceways and rolling elements.
- When using open bearings, pack the bearing as follows:



LT0024B

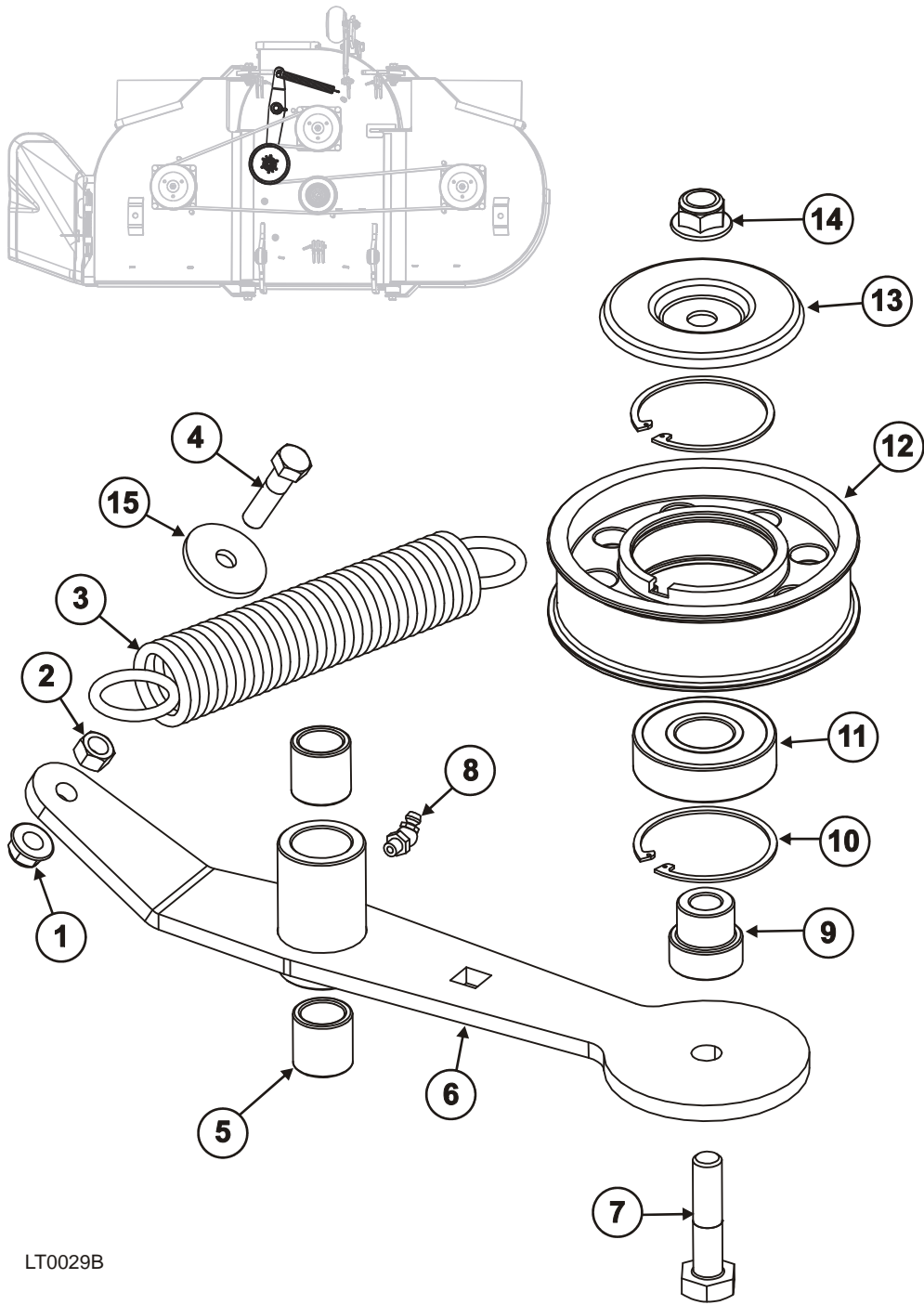


61 in Deck

Tensioner Assembly

5.13 Tensioner Assembly

REF	PART #	DESCRIPTION	COMMENTS	QTY
	049797	Idler Assembly, Deck Drive		1
1	F05010-222	Nut, 3/8-16 Flanged Hex Nyloc		1
2	F05010-1	Nut, 3/8-16 Hex		1
3	034982	Spring, 1 1/2" OD x 8 1/2" x .195"		1
4	F05007-78	Bolt, 3/8-16 x 1 1/2" Hex Head Grade 5		1
5	029842	Bushing, 3/4" ID x 1" OD x 1" Oil		2
6	047878	Idler Pivot Weldment		1
7	F05008-10	Bolt, 1/2-13 x 2 1/4" Hex Head Grade 5		1
8	P294	Fitting, 1/4-28 45 Deg Grease		1
	045295	Pulley Assembly, 5" OD Idler, Flat		1
9	045297	Boss, Idler Pulley Standoff		1
10	F04254-12	Ring, 62mm IR Din #472 Retaining		2
11	P103	Bearing, Spindle Top 6305 RS		1
12	045296	Pulley, 5" OD Idler, Flat	Serial # 33151108 and later	1
	043367	Pulley, 5" OD Idler	Serial # 33141108 and prior	1
13	062051	Washer, Water Shed Pulley		1
14	F05010-223	Nut, 1/2-13 Flanged Nylon Hex Lock		1
15	F05011-104	Washer, 3/8 x 1-1/2 x 1/8 Thick Hardened		1

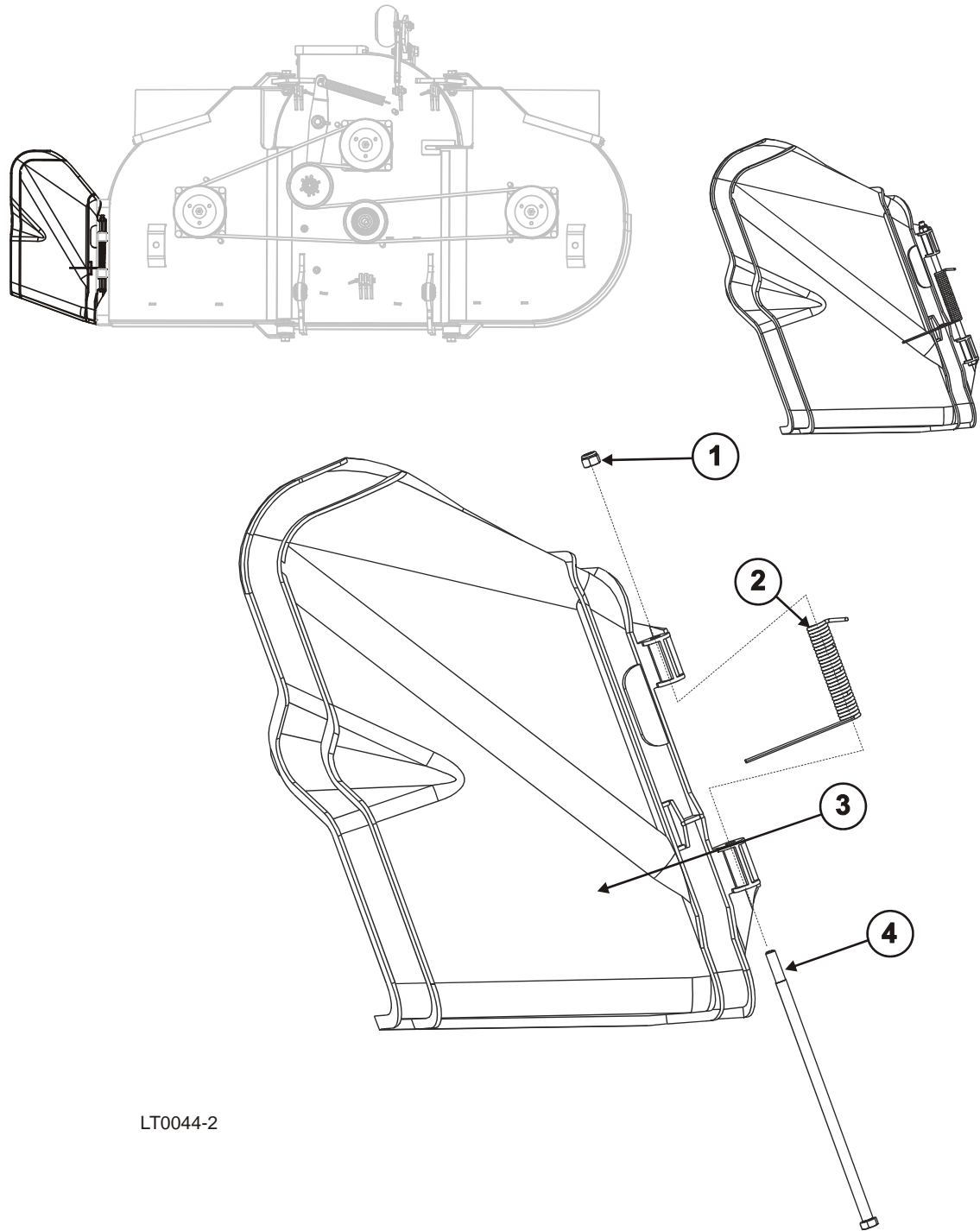


LT0029B

5 **61 in Deck**
Grass Chute

5.14 Grass Chute

REF	PART #	DESCRIPTION	COMMENTS	QTY
	041645	Grass Chute Assembly		1
1	F05010-58	Nut, 5/16-18 Nylok Hex		1
2	041714	Spring, Deere RH Torsion		1
3	041572	Grass Chute, John Deere		1
4	F05006-110	Bolt, 5/16-18 x 9" Hex Head Grade 5 Spcl		1



LT0044-2



61 in Deck

Rear Anti-scalp Roller (Prior to 5/14)

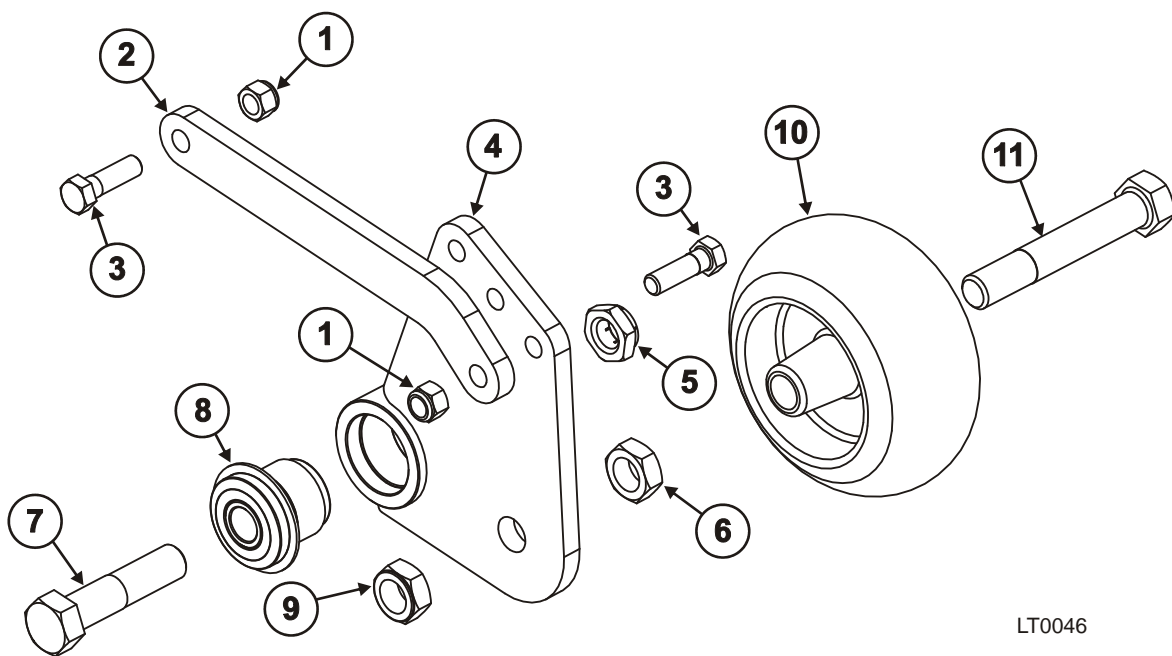
5.15 Rear Anti-scalp Roller (Prior to 5/14)

REF	PART #	DESCRIPTION	COMMENTS	QTY
	049795	Wheel Assembly, Deck Anti-Scalp		1
1	F05010-10	Nut, 3/8-16 Hex Nyloc		2
2	063201 ¹	Plate, Anti-Scalp Adjusting		1
3	F05007-123	Bolt, 3/8-16 x 1 1/4" Hex Head Grade 5		2
4	049794	Mount Weldment, Deck Anti-Scalp		1
5	F05010-185	Nut, 5/8-11 FlexLoc		1
6	F05010-82	Nut, 5/8-11 Jam		1
7	F05009-35	Bolt, 5/8-11 x 2 3/4" Hex Head Grade 5		1
8	049870	Bushing, Urethane Pivot		1
9	F05010-96	Nut, 5/8-11 Jam Nylon Lock		1
10	027013	Wheel, Anti-Scalp, 5 5/8" hole		1
11	F05009-28	Bolt, 5/8-11 x 4" Hex Head Grade 5		1

¹ Replaced Deck Lift Link Rod Assembly (046700) on units with serial #34660609 and later. NOTE: 063201 is retrofittable to all units produced to date. 046700 does not work on units with serial #34660609 and later.

NOTE: Lubricate all surfaces of the inner bushing (049870) with a water-proof axle grease prior to assembly.

CAUTION: Bolts holding urethane bushings must remain tight. Equipment damage may occur.



LT0046

SECTION 6 INDEX

Part Number Index

- 014419 , Decal, Hot Engine Warning 1-4
014815, Rod End, 5/16-24 Male LH 2-24, 3-4
014818, Spring, Extension 3/8" x 3" 2-2
014834, Bearing, w/Snap Ring 5/8" ID 2-24
015485, Fitting, 3/8" Barb Tee 3-2
018739, Rod End, 3/8-24 Right Hand 2-24, 2-36, 3-4
018740, Rod End 3/8-24 Left Hand 2-30, 2-32, 2-36
018773, Sheave, BK60 QT 3-4
019086, Knob, 1 3/8" x 3/8-24 2-22
019086, Knob, 1 3/8" x 3/8-24 2-28
019359, Bushing, 15mm Split Taper 3-4
019554 , Decal, Warning, Operational Safety 425D 1-4
019557, Decal, Articulator Logo Div WM 1-4
019696, Cap, Hyd Tank (P631) 4-2, 4-4
024155, Clamp, 1/4" Wire 13/32" Mtg Hole 2-2
024155, Clamp, 1/4" Wire 13/32 Mtg Hole 2-38
026371, Spring, 1 3/8" x 15.8" x .187" Extension 2-36
026382, Angle, Battery Hold Down 4-22
026396, Spacer, Clutch 4-12
026397, Plate, Clutch Anti-Spin 4-12
026399, Spacer, Hydro Actuator 3-4
026401, Tank Assembly, 2561 Fuel 4-2
026402, Plug, Fuel Tank 4-2
026403, Cap, Fuel Tank w/Indicator 3 1/2" 4-4
026404, Valve, Gas Tank Diverter 3-12
026407, Plate Weldment, E-Brake Lock 2-34
026409, Pulley, E-Brake 2-34, 3-6, 3-8
026412, Rod Weldment, E-Brake Tensioner 2-34
026416, Cable E-Brake 2-34
026417, Hex Nut, 1-20 Slotted 3-6, 3-8
026439, Tire Assembly, 24" x 12-12 Turf Master 3-6, 3-8
026440, Rim, 12" x 8 1/2" 8 Spoke 4 1/2" BC 3-6, 3-8
026443, Block, Spring Tensioner 2-36
026446, Rod Wldmnt, Spring Tensioner 2-36
026447, Turnbuckle, Deck Lift 2-36
026448, Turnbuckle Assembly, Deck Lift 2-36
026470, Belt, BX54 3-4
026472, Tensioner Bushing 4-16
027006, Spring, 1-1/8" x 7-1/2" x .091 Extension 4-8
027009, Guard, Right Hydro Fan 4-14
027013, Wheel, Anti-Scalp 5-5/8" hole 2-14
027013, Wheel, Anti-Scalp, 5-5/8" hole 5-8, 5-30
027015, Arm Weldment, 2561 Right Control 2-24
027016, Arm Weldment, 2561 Left Control 2-24
027053, Key, 1/4" x 2 1/2" 5-22
027056, Plate, E-Brake Pulley Right 3-6
027057, Plate, E-brake Pulley Left 3-8
027066, Hose Assembly, 3/8" x 14-1/2" 4-12
027066, Hose, 2561 Oil Drain 3-12
028072, Fitting, 3/8" NPT Street Tee 3-12
028080, Key, 1/4" Square x 1 1/2" Long 5-18
028352, Clamp, 1" ID Coated 4-22
028390, Grip, Handle 2-24
028492, Plug, 3/8" NPT Hex Brass 3-12
028493, Fitting, 3/8" NPT F-M-F Tee 3-12
028535, Oil, Shell TTF-SB 3-2
028593, Clamp, 3/4" EMY Coated 3-12
028601, Decal, Fwd/Rev Motion 1-4
028603, Decal, Brake Control 1-4
028818, Grommet, Fuel Tank Fitting 4-2
028820 , Fitting, 1/4" Barb 90 Tank 4-4
028821, Filter, 1/4" Barb Tank Filter 4-4
029214, Spacer, 1.00" OD x .41" ID x 1/4" Thk Nylon-Blk 2-34
029330, Clutch, Ogura 47604503 4-12
029331, Sheave, BK60 x 1 1/8" 4-12
029354, Block, E-Brake Pivot 2-34
029360, Handle Weldment, E-Brake 2-34
029397, Rod Weldment, Brake Actuator 2-34
029436-2, Tank, 7 Gallon Molded Fuel 4-4
029842, Bushing, 3/4" ID x 1" OD x 1" Oil 2-26, 5-26
029889, Washer, 2 1/2" x 11/16" x 3/16" Nylon 5-18, 5-22
034921, Plate, Deck Reinforcing 5-24
034930, Plate Weldment, Deck Height Adjustment 2-30
034945, Housing, Spindle 5-24
034947, Washer, 1.50" x 1.185" x 16Ga 5-20, 5-24
034948, Washer, 2.435" x 1.185" x 11Ga 5-20, 5-24
034950, Spacer, Spindle Bearing 5-24
034951, Collar, Spindle Top 5-24
034969, Seal, 2561 Spindle 5-24
034982, Spring, 1 1/2" OD x 8 1/2" x .195" 5-26
040049, Sheave, Double - 2561 Mower 5-22
040630, Decal, Hydraulic TTF-SB Oil 3-2
040635, Black Cap, for 32 oz. Bottle Oil Container 3-2
040636, Bottle, 32 oz. Container for Oil 3-2
040637, Spout Cap/ W Red Seal for 32oz Container 3-2
040642, Oil, TTF-SB 32oz Bottle Hydro 3-2
040910, Decal, Warning Operate From Seat 1-4
040911, Decal, Warning Operate With Guards 1-4
040912 , Decal, Danger, Thrown Objects/Arrow 1-4
041083, Valve, Two Tank Divider 4-6
041098-1, Tire, 24" x 12-12 (Tire Only) 3-6, 3-8
041180, Hose Assembly, 26" OAL x 1/2" Hyd 3-2
041200 , Decal, Fuel Switch 421D 1-4
041572, Grass Chute, John Deere 5-28
041645, Grass Chute Assembly 5-2, 5-12, 5-28

Part Number Index

- 041669, Socket, 12V Accessory Panel Mount 2-20, 2-22
041714, Spring, Deere RH Torsion 5-28
042003, Decal, Warning, Slope 1-4
042919, Decal Kit, 2761AGC 1-4
042942, Strap, Rubber Pad Mounting 5-16
042943, Plate, Mount Washer 5-16
042945, Pad, Rubber Striping 5-16
042947, Striping Kit, Commercial Mower 5-16
042949, Plate Weldment, Hanger Strap 5-16
042950, Bracket Wldmnt, Right Striping Kit 5-16
042951, Bracket Wldmnt, Left Striping Kit 5-16
042985, Plate Weldment, Battery Tray 4-22
043225, Decal, Flat World Logo 1-4
043245, Shaft, Center Blade Spindle 5-24
043246, Spindle Assembly, Center w/Stiffener 5-22, 5-24
043251, Bushing, Hex, 3/4" x 3/8" 3-12
043285, Spring, .72" x 2.75" x .105" MW 2-6
043285, Spring, 0.72" x 2.75" x 0.105" MW 2-8
043287, Engine, 27HP Kohler 2761 Spec 4-12
043293, Engine Assembly, 27HP 4-12
043320, Brake Assembly, 3377TZ Rear Drum 3-6, 3-8
043320, Brake Assembly, Rear Drum 3-10
043320-1, Drum, 152.4mm w/Studs 3-6, 3-8, 3-10
043320-10, Spring, 152.4 x 25 Brake Return 3-10
043320-2, Brake, 152.4 x 25 Cam 3-6, 3-8, 3-10
043320-4, Stud, 1/2-20 x 1-1/4 Press In 3-10
043320-5, Arm, 152.4 x 25 Brake Actuator 3-10
043320-6, Clip, 152.4 x 25 Retainer 3-10
043320-7, Backing Plate, 152.4 x 25 Brake 3-10
043320-8, Cam, 152.4 x 25 Brake 3-10
043320-9, Shoe, 152.4 x 25 Brake 3-10
043367, Pulley, 5" OD Idler 5-26
043441, Washer, Fuel Tank Retaining 4-2, 4-4
043442, Washer, Fuel Tank Double 4-2, 4-4
043448, Tubing, 1/4" x 17" Tygon 4-4
043459, Switch, DPST NO 5A Plunger 2-38
043543, Pulley, 5" OD V-Groove Idler 5-8
043950, Block, Drive Handle Mount 2-24
043952, Arm Pivot Weldment, Right Control 2-24
043956, Clamp, Blade Switch Mount 2-20, 2-22
043968, Spacer, Wheel Yoke Bearing 2-16
044020, Cover, Handle Lockout Switch Right 2-38
044021, Cover, Handle Lockout Switch Left 2-38
044588, Switch, Blade Start/Stop 2-20, 2-22
044696, Tray Assembly, Commercial Battery 4-22
044715, Handle Weldmnt, Throttle 2-22
044731, Decal, Control Box Engine Throttle 1-4
044862, Plate, Deck Reinforcing 5-22
045270, Pulley, 5" OD Idler, V Groove 4-14, 4-16, 5-8
045271, Pulley Assembly, 5" OD Idler, V Groove 4-14, 4-16, 5-8
045272, Boss, Idler Pulley Standoff 4-14, 4-16
045295, Pulley Assembly, 5" OD Idler, Flat 5-26
045296, Pulley, 5" OD Idler, Flat 5-26
045297, Boss, Idler Pulley Standoff 5-8, 5-26
045519, Decal, Sound Power Level 1-4
045585, Hose, 1/4" x 14" fuel 4-6
045677, Bolt, Spindle Single Pulley 5-18, 5-22
045693, Key, Ignition 2-20, 2-22
045897, Plate, Decal Fuel 4-2
045897, Plate, Fuel Decal 4-4
045968, Hose, 1/4" x 38" 4-6
045970, Hose, 3/8" Hyd x 3 1/4" Low Pressure 3-2
045972, Hose, 3/8" Hyd x 9 1/2" Low Pressure 3-2
045972, Hose, 3/8" Hyd x 9 5/8" Low Press. 3-12
045976, Tank Assembly, 2561 Fuel 4-2
045986, Wheel Assembly, 13" x 6.5" x 6" 2-16, 2-18
045988, Cable, Seat Lanyard 2-2
045990, Hose Assembly, 1/2 x 15 1/2" JIC 3-2
046122, Switch, Ignition Key 2-20, 2-22
046129, Hour Meter, Digital LCD 2-20, 2-22
046144, Pulley, 5" OD Idler 3-14
046236, Handle Weldment, Throttle 2-28
046239, Washer, Throttle Friction 2-22, 2-28
046240, Clamp, Throttle Conduit 2-28
046251, Washer Plate, Throttle Friction 2-22, 2-28
046273, Washer, 1/4" x 1.47" x 1.01" 5-22
046293, Washer, Throttle Friction 2-22, 2-28
046470, Plug, AS075 Oiltite Ptd Black 2-20
046477, Wheel Yoke Assembly, 13" Comm 2-8, 2-16
046478, Yoke Weldment, 2561 Front Wheel 2-16
046525, Module, Electronic Ignition Control 4-10
046534, Mount, Spring 2-36
046535, Key, 1/4" SQ x 3 3/8" Long 4-12
046546, Hose, 1/4" x 6-3/4" fuel 4-6
046552, Housing Cap, Kohler Filter 4-18
046553, Air Filter, Primary Element 4-18
046554, Air Filter, Inner Element 4-18
046555, Plug, Kohler Filter Minder 4-18
046556, Hood, Rain 4-18
046558, Hose, Air Intake 4-18
046559, Switch, DPST N/O N/C 2-38
046659, Motor, Right Hydro-Gear Drive 3-6
046661, Motor, Hydro Gear 3-8
046800, Key, 5/16" x 1" Woodruff 3-6, 3-8
046811, Cage, Guard w/Bolts 4-20
046812, Bolt, Cage Guard Bolt M8 x 1.25 x 1 Hex Head

Part Number Index

- 046814, Bracket [4-20](#)
046815, Heat Shield [4-20](#)
046816, Bolt, Heat Shield, Bolt, M8 x 1.25 x 1 Hex Head
FT [4-20](#)
046817, Nut, Muffler 1/4-20 Swaged [4-20](#)
046818, Gasket, Muffler [4-20](#)
046819, Muffler [4-20](#)
046820, Actuator Kit, RTN Std for Model 2861 [3-4](#)
046938, Dipstick, Kohler 28HP [4-10](#)
046939, Filter, Oil Kohler 28HP [4-10](#)
046940, Cap, Oil Fill Kohler 28HP [4-10](#)
046941, Stator, Kohler 28HP [4-10](#)
046942, Screen, Grass Kohler 28HP [4-10](#)
046943, Regulator, Overvolt Kohler 28HP [4-10](#)
046944, Coil, Ignition Kohler 28HP [4-10](#)
046945, Plug, Spark Kohler 28HP [4-10](#)
047187, Spacer, 5/8" x 1" x 5/8" [2-30](#)
047234, Spring, .72 x 2.75 x .095 Dia SS Comp [2-30](#)
047234, Spring, .72" x 2.75" x .095" Dia SS Comp [2-38](#)
047234, Spring, .72" x 2.75" x .095" Dia. SS Comp [2-32](#)
047600, Kit, Hydro-Gear Flow Test [3-2](#)
047878, Idler Pivot Weldment [5-26](#)
047883, Tube, Vinyl Sight Gage [3-12](#)
048099, Shaft Washer, Gas Clutch [4-12](#)
048173, Washer, Wheel Damper [2-6, 2-8](#)
048174, Block, Wheel Yoke Friction [2-6, 2-8](#)
048183, Plate, Deck Reinforcing [5-22](#)
048187, Handle Weldment, Deck Raise [2-32](#)
048227, Decal, Hydro Fill Line [1-4](#)
048284, Pump, 12cc Hydrostatic [3-4](#)
048285 2, Pump, 12cc Hydrostatic [3-4](#)
048393, Mount, Extended Drive Handle [2-24](#)
048400, Seal Kit, Hydro-Gear BDP 10-12 [3-2](#)
048468, Rod End, 7/16-20 x 3/8 High Misalign [2-30](#)
048468, Rod End, 7/16-20 x 3/8" High Misalign [2-32](#)
048504, Decal, Lastec, Roll Bar [1-4](#)
048532, Key, 5mm x 5mm x 25mm [3-4](#)
048692, Strap, 1U [2-10, 2-12, 2-30, 2-32, 2-36](#)
048712, Bushing, 1 1/16" Urethane Pivot [2-10, 2-12, 2-32, 2-36](#)
048712, Bushing, 1-1/16" Urethane Pivot [2-30](#)
048898, Blade Disc, Anti-Scalp [5-18, 5-22](#)
048953, Plate, Control Box Access [2-20, 2-22](#)
048988, Fitting, 3/8" NPT - 3/8" Barb 45 Deg [3-12](#)
049444, Decal, Articulator 2761AGC [1-4](#)
049446, Washer, 1.50" OD x .53" ID UHMW [2-4](#)
049447, Knob w/Stud, 3/8-16 x 1.50" [2-4](#)
049448, Pull Pin, 1/2" [2-4](#)
049466, Decal, Comm. Deck Height Adjustment [1-4](#)
049484, Bar Weldment, Pull [2-40](#)
049488, Bar Assembly, Pull [2-40](#)
049490, Deck Weldment, 61" Articulating #3 [5-12](#)
049490, Deck Wldmnt, 61 Articulating #3 [5-2](#)
049510, Bushing, Rubber Pivot [2-14, 5-8](#)
049512, Deck Weldment, 61" Center [5-8](#)
049512, Deck Wldmnt, 61 Center [5-2](#)
049526, Deck Assembly, 61" Articulating #3 [5-12](#)
049532, Deck Weldment, 61 Articulating #1 [5-6](#)
049532, Deck Wldmnt, 61 Articulating #1 [5-2](#)
049537, Arm, E-Brake Link [2-34](#)
049541, Rod Assembly, Rear Deck Lift [2-36](#)
049542, Rod Wldmnt, Rear Deck Lift [2-36](#)
049544, Rod Assembly, Front Deck Lift [2-32](#)
049545, Rod Weldment, Front Deck Lift [2-30, 2-32](#)
049550, Handle Assembly, E-Brake [2-34](#)
049564, Mount Weldment, Engine [4-14](#)
049569, Arm Weldment, Hydro Tensioner [3-14](#)
049570, Idler Assembly, Hydro Drive [3-14](#)
049571, Rod, Polyurethane Spring [3-14](#)
049589, Pan Weldment, Seat [2-2](#)
049590, Seat Assembly, Complete Gas [2-2](#)
049596, Tank Weldment, 2861AGC Hyd [3-12](#)
049599, Box, Battery Modified [4-22](#)
049668, Wheel Yoke Assembly, 13" Comm Right [2-8, 2-16](#)
049700, Battery Assembly, 33HP [4-22](#)
049701, Boss Weldment, Rubber Spring Tensioner [4-16](#)
049702, Plate Weldment, Deck Drive Idler [4-16](#)
049705, Idler Assembly, Deck Drive [4-14, 4-16](#)
049706, Arm Assembly, Right Control Handle [2-24](#)
049707, Arm Assembly, Left Control Handle [2-24](#)
049710, Rocker Weldment, Left [2-6](#)
049717, Rocker Weldment, Right [2-6](#)
049725, Lift Weldment, Deck Tab [2-10, 2-12](#)
049728, Pedal Assembly, Control [2-26](#)
049730, Pedal Weldment, Foot Control [2-26](#)
049731, Weldment, Control Box [2-20](#)
0497361, Frame Weldment, Comm. ROPS Lower [2-4](#)
049736-11, Frame Weldment, Comm. ROPS Lower [2-4](#)
049738, Rod Weldment, Foot Control [2-26](#)
049739, Rod Assembly, Foot Control [2-26](#)
049740, Rocker Wheel Assembly, Left [2-8, 2-14](#)
049741, Weldment, Left Rocker Wheel Pivot [2-14](#)
049744, Weldment, Right Rocker Wheel Pivot [2-14](#)
049745, Rocker Wheel Assembly, Right [2-8, 2-14](#)
049747, Decal, Comm Mower Control Panel Gas [2-20, 2-22](#)

Part Number Index

- 049769, Channel, Battery Box Spacer 4-22
049781, Baffle, Outside Rear Bolt-On 5-6, 5-12
049784, Baffle, Outside Rear Bolt-On 5-8
049787, Turnbuckle, Deck Lift Link 2-30, 2-32
049788, Rod Assembly, Deck Lift Link 2-32
049789, Lift Weldment, Right Deck 2-12
049790, Lift Assembly, Right Rocker Deck 2-8, 2-12
049791, Cover, Left Rocker 2-6
049792, Cover, Right Rocker 2-6
049794, Mount Wldmnt, Deck Anti-Scalp 5-30
049795, Wheel Assembly, Deck Anti-Scalp 5-30
049796, ROPS Assembly, 2861 Folding 2-4
049797, Idler Assembly, Deck Drive 5-26
049809, Fitting, 1/4 Barb 90 Tank W/ 3" Long Tube 4-2
049831, Frame Weldment, ROPS 2-4
0498361, Pump Assembly, 12cc Left Hydro 3-4
049837, Pump Assembly, 12cc Right Hydro 3-4
049838, Turnbuckle Assembly, Hydro 3-4
049839, Rod, Hydro Control Link 3-4
049843, Link Assembly, 3/8" Suspension 2-10, 2-12
049847, Belt, B-134 Custom 4-12
049855, Belt, B-128 Deck Drive 5-2
049856, Cable Assembly, 2861 Throttle 2-22, 2-28
049857, Hose, 3/8" Hyd x 12" Low Press. 3-12
049857, Hose, 3/8" Hyd x 12" Low Pressure 3-2
049860, Guard Assembly, AC Series 4-8
049861, Guard Weldment, AC Series 4-8
049866, Baffle Weldment, #1 Deck Mulching 5-14
049868, Spacer, .53" ID x 1 1/4" OD x 1 1/4" Lng 5-8
049869, Spring, Urethane 4-16
049870, Bushing, Urethane Pivot 2-14, 2-38, 5-8, 5-30
049873, Baffle Weldment, #3 Deck Mulching 5-10
049877, Baffle Weldment, #2 Deck Mulching 5-14
049891, Hose, 3/8" Low Pressure 28" 3-12
049892, Spindle Assembly, 2861AGC Double Sheave 5-22
049893, Washer, 3 1/2" OD Wave 2-6
049893, Washer, 3-1/2" OD Wave 2-8
049894, Link, Front Deck Lift 5-8
049895, Bracket, Right Seat Latch 4-22
049896, Bracket, Left Seat Latch 4-22
049908, Guage, Fuel Indicator 4-2
049909, Grommet, Fuel gage 4-2
049928, Kit, Hydro Oil Repl 5 Gal 3372 3-2
049929, Kit, Hydro Oil Repl 2 1/2 Gal 3372 3-2
049930, Decal, Belt Routing Diagram 1-4
049931, Decal, 61 inches 1-4
049936, Decal Kit, 61AC Units 1-4
049942, Control Box Assembly, Generac 2-22
049960, Baffle Weldment, #2 Deck Rear Discharge 5-10
049961, Baffle Assembly, #2 Deck Rear Discharge 5-10
049962, Baffle Assembly, #2 Deck Mulching 5-14
049963, Baffle Assembly, #3 Deck Mulching 5-10
049964, Baffle Assembly, #1 Deck Mulching 5-14
049965, Wheel/Motor Assembly, 2861 Right Rear 3-6
049966, Wheel/Motor Assembly, 2861 Left Rear 3-8
049983, Tank Assembly, 26HP Hyd 3-12
049984, Sure Grip, Foot Pan 2-38
049997, Baffle Kit, Rear Discharge 5-10
049998, Baffle Kit, Mulching 61AGC 5-14
050436, Relay, 40A 12VDC Automotive 4-14
050477, Light, LED 12VDC Red w/Leads 2-20
052025, Seat Delay Assembly, LasTec Mowers 2-2
055009, Harness, 2761 Wire Jumper 4-12
055083, Rocker Weldment, Left 2-8
055084, Rocker Weldment, Right 2-8
055085, Rocker Assembly, Left 2-8
055086, Rocker Assembly, Right 2-8
055151, Plate, E-Brake Cable Retaining 3-6, 3-8
055177, Plate, E-Brake Pulley Right 3-6
055178, Plate, E-brake Pulley Left 3-8
055381, Bracket, Air Cleaner Mount 4-18
055382, Filter, Kohler Air Intake Fixed Mount 4-18
055383, Housing, Kohler Filter Cover Fixed Mount 4-18
055384, Rocker Weldment, 73" Right 2-6
055385, Rocker Weldment, 73" Left 2-6
055430, Decal, Rear Tire Pressure 1-4
055431, Decal, Front Tire Pressure 1-4
055438, Tank Assembly, Fuel Dual Fitting 4-2
055439, Tank, 7 Molded Fuel w/Indicator Hole 4-2
055442, Washer, 1/2" Delrin 2-36
055446, Tube, Fuel Pick Up 4-2
055452, Kit, Rear Discharge Chute 5-10
055464, Plate Weldment, Deck Height Adjust 2-32
055481, Control Box Weldmnt, AC Gas w/ Throttle 2-22
055483, Lift Weldment, Left Deck 2-10
055486, Rocker Weldment, Left 2-8
055803, Cover, 61A Deck #1 5-4, 5-6
055804, Cover, 61A Deck #3 5-12
055831, Lift Assembly, Left Rocker Deck 2-8, 2-10
055834, Deck Assembly, 61" Articulating #1 5-4
055835, Deck Weldment, 61" Articulating #1 5-4
055835, Deck Weldmnt, 61 Articulating #1 5-2
055838, Spark Arrestor Assembly, Kohler 4-12
055841, Sure Grip, 1 1/2" Bar 2-38
056241, Pedal Kit, AGC Foot 2-26
056449, Rod, Hydro Control Link 2-24
056450, Turnbuckle Assembly, Hydro Diesel 2-24

Part Number Index

- 057525, Stator, Kohler 28HP 4-10
060169, Knob, 3/8" Bore Oval/Tapered Plastic 4-8
061807, Hose Clamp, Dixon Worm Gear HSS6 3-2, 3-12
061953, Boot, Vinyl Cable 2-22
061954, Grommet, Cable Wiper 2-22
061974, Clamp, Cable 2-22
062051, Washer, Water Shed Pulley 5-8, 5-26
062404, Decal, AGC/ADC Hydro 1-4
062426, Decal, Relays for 051530 1-4
062429, Decal, Lastec Made in USA 1-4
062999, O-Ring, Spindle 5-24
063201, Plate, Anti-Scalp Adjusting 5-30
063206, Cable Assembly, Gas Throttle 2-22
063251, Cap, Diesel Fuel Tank Vented 4-2
063265, Blade, 21" x 2 1/2" x 1/8" Low-Lift Ultra 5-18, 5-22
067381, Battery, Group 26 w/Handle 4-22
067686, Spacer, Spindle Bearing Housing 5-20
067687, Shaft, Blade Spindle ZT Cast 5-20
067688, Sheave, Double - Mower Deck 5-18
067695, Spindle Assembly, ZT 21" D6.3-6.3 5-4, 5-8, 5-12, 5-18
067696, Spindle Assembly, Center w/Stiffener 5-20
067696, Spindle Assembly, ZT Cast 5-18
067999, Spindle Housing, ZT- Common Core 5-20
071864, Fitting, 8 ORFS - 10 STOR 90 3-6, 3-8
072497, Spacer, 1 OD x .65 ID x .53 Long 5-8
072511, Spacer, Bearing Housing 5-20
072560, Fitting, 8 ORFS - 8 STOR LL 90 3-4
072585, Fitting, 6 ORFS - 6 STOR 90 3-4
072587, Hose Assembly, 1/2HP x 30In ORFS 8 ST 3-4
085614, Grommet, Rubber 2 1/2 Dia 4-4
085614, Grommet, Rubber 2 1/2" Dia 4-2
- E**
E20482, Light, Red 12 Volt .187 Tabs 2-22
E20482, Light, Red 12Volt .187 Tabs 2-20
- F**
F04254-12, Ring, 62mm IR Din #472 Retaining 4-14, 4-16, 5-8, 5-26
F04254-45, O-Ring, 2 7/16" ID x 3/16" Diameter 5-24
F04254-46, Ring, 3/4" External - External 2-26, 5-8
F05004-1, Screw, 10-24 x 1/2" SI Hex Machine 2-38
F05004-123, Bolt, 3/8-16 x 3 1/2" Hex Head Gr5 2-30
F05004-123, Bolt, 3/8-16 x 3 1/2" Hex Head Grade 5 2-32
F05004-126, Screw, 10-24 x 3/4" Phillips PH Machine 2-38
F05004-18, Screw, 10-24 x 5/8" Unsl Indent HH Machine 4-2, 4-14
F05004-18, Screw, 10-24 x 5/8" Unsl Indent HH Machine 4-4
F05004-3, Screw, #10-24 x 3/8" Phillips PH Machine-> 2-20
F05004-35, Screw, 10-24 x 1/2" SBHC 4-8
F05004-40, Bolt, M8 x 1.25 x 1 C/S 8.8 Din 933 HH 4-18
F05004-40, Bolt, M8 x 1.25 x 1 C/S 8.8 Din 933 HH 4-10
F05004-93, Screw, 6-32 x 3/4" SBHC SS 2-20, 2-22
F05005-1, Bolt, 1/4 -20 x 3/4" Full Thread HHC 4-12
F05005-101, Bolt, 1/4-20 x 1" Hex Head Grade 5 3-4
F05005-105, Screw, 1/4-28 x 1/4" BO SH Cup Pt Set 2-24
F05005-105, Screw, 1/4-28 x 1/4" BO Socket Head Pt Set 2-10, 2-12
F05005-116, Bolt, 1/4-20 x 1 1/4" Hex Head Grade 5 4-22
F05005-137, Bolt, 1/4-20 x 5/8" Hex Head Grade 5 2-22
F05005-79, Bolt, 1/4-20 x 1/2" Hex Head Cap 2-6
F05005-79, Bolt, 1/4-20 x 1/2" HHC 3-12
F05006-101, Bolt, 5/16-18 x 3/4" Hex Head W/Flat&Lock Washer 4-14
F05006-102, Bolt, 5/16-18 x 3/4" Hex Head Grade 5 2-2, 2-38
F05006-102, Bolt, 5/16-18 x 3/4" Hex Head Grade 5 Zinc 2-20, 2-22, 3-6, 3-8, 4-22, 5-8
F05006-110, Bolt, 5/16-18x9 HH Gr5 Splc 5-28
F05006-117, Bolt, 5/16-18 x 3/4" SHC SS 3-6, 3-8
F05006-123, Bolt, 5/16-18 x 8-1/2" Hex Head Grade 5 4-22
F05006-140, Bolt, 5/16-18 x 5" Hex Head Grade 5 5-24
F05006-27, Bolt, 5/16-18 x 1" Hex Head Grade 5 2-2, 2-22, 4-22, 5-6, 5-8, 5-12
F05006-79, Bolt, 5/16-18 x 2" Hex Head Grade 5 4-12
F05006-81, Bolt, 5/16-18 x 1 3/4" FT Hex Head Gr5 2-30
F05006-93, Bolt, 5/16-18 x 1 1/4" Hex Head Full Thread Gr5 5-24
F05006-93, Bolt, 5/16-18 x 1 1/4" Hex Head Full Thread Grade 5 5-12
F05007-109, Bolt, 3/8-16 x 4 3/4" Hex Head Grade 5 2-36
F05007-119, Bolt, 3/8-16 x 1 3/4" Hex Head Grade 5 2-30, 2-32
F05007-123, Bolt, 3/8-16 x 1 1/4" Hex Head Grade 5 2-24, 3-6, 3-8
F05007-123, Bolt, 3/8-16x1 1/4 HH Gr5 5-30
F05007-124, Bolt, 3/8-16 x 2" Hex Head Grade 5 3-8
F05007-125, Bolt, 3/8-16 x 2 1/2" Hex Head Grade 5 2-10, 2-12, 2-38

Part Number Index

F05007-126, Bolt, 3/8-16 x 4" Hex Head Grade 5	2-4, 2-10, 2-12, 2-30, 2-32	5-8	
F05007-127, Bolt, 3/8-16 x 1 1/4" Carriage Grade 5	2-22	F05009-10, Bolt, 5/8-11 x 4 1/2" Hex Head Grade 5	2-6
F05007-127, Bolt, 3/8-16 x 1 1/4" Carriage Grade 5	2-28	F05009-108, Bolt, 3/4-10 x 9" Hex Head Grade 5	2-16
F05007-129, Bolt, 3/8-16 x 1 3/4" FT Grade 5	4-8	F05009-20, Bolt, 5/8-11 x 2 1/2" Hex Head Grade 5	5-4, 5-6, 5-12
F05007-136, Bolt, 3/8-16 x 3 3/4" Hex Head Grade 5	2-30, 2-32, 2-36, 4-14	F05009-28, Bolt, 5/8-11x4 Gr5 HH	5-30
F05007-144, Bolt, 7/16-14 x 1 1/4" Hex Head Grade 5	4-18	F05009-35, Bolt, 5/8-11 x 2 3/4" Hex Head Grade 5	2-40
F05007-151, Bolt, 7/16-20 x 1" Hex Head Grade 5	4-12	F05009-35, Bolt, 5/8-11x2 3/4 HH Gr5	5-30
F05007-156, Bolt, 7/16-20 x 1 1/2" Hex Head Grade 5	4-12	F05009-37, Bolt, 5/8-11 x 3 Hex Head Grade 5	2-8
F05007-165, Bolt, 3/8-16 x 1" Carriage Grade 5	5-10, 5-14	F05009-37, Bolt, 5/8-11 X 3" Hex Head Grade 5 Zinc	2-6
F05007-165, Bolt, 3/8-16 x 1" Carriage, Zinc Grade 5	5-8	F05009-70, Bolt, 5/16-18 x 1 3/4" Hex Head	3-4
F05007-206, Bolt, 3/8-16 x 2 3/4" Hex Head Grade 5	2-4	F05009-95, Bolt, 5/8-18 x 1 3/4" Hex Head Grade 5	5-18, 5-22
F05007-214, Screw, 3/8-16 x 2" SHC	4-8	F05010-1, Nut, 3/8-16 Hex	2-24, 5-26
F05007-244, Bolt, 3/8-16 x 4 1/2" Hex Head 316 SS	2-2	F05010-10, Nut, 3/8-16 Hex Nyl Lock	2-10, 2-12
F05007-58, Screw, 3/8-16 x 2" BO SHC	4-8	F05010-10, Nut, 3/8-16 Hex Nyl Lock	2-28
F05007-6, Bolt, 3/8-16 x 3 1/2" Grade 8	4-10	F05010-10, Nut, 3/8-16 Hex Nyloc	2-4, 2-10, 2-12, 2-22, 2-30, 2-32, 2-34, 2-36, 2-38, 3-4, 4-8, 4-14, 5-6, 5-12, 5-14, 5-22, 5-30
F05007-73, Bolt, 3/8-16 x 3" Hex Head Gr5	2-30	F05010-119, Nut, 5/16-24 Jam	4-10
F05007-73, Bolt, 3/8-16 x 3" Hex Head Grade 5	2-32	F05010-119, Nut, 5/16-24 Jam LH	2-24, 3-4
F05007-78, Bolt, 3/8-16x1 1/2 HH Gr5	5-16	F05010-121, Nut, 5/16-18 Nylon Locking Jam	3-6, 3-8
F05007-78, Bolt, 3/8-16 x 1 1/2" Hex Head Grade 5	2-34, 2-36, 3-4, 5-18, 5-26	F05010-123, Nut, 3/8-24 Free	2-24, 2-26, 3-4
F05007-85, Bolt, 3/8-16 x 1 1/2" Carriage Grade 5	5-10, 5-22	F05010-124, Nut, 3/8-16 Half Nyloc	2-24, 2-30, 2-32, 3-6, 3-8
F05007-87, Bolt, 3/8-16 x 1" Hex Head Grade 5	2-24	F05010-124, Nut, 3/8-16 Half Nylock	3-12
F05007-87, Bolt, 3/8-16 x 1" Hex Head Grade 5	3-12	F05010-14, Nut, #10-24 Keps	2-38, 4-14
F05008-10, Bolt, 1/2-13 x 2 1/4" Hex Head Grade 5	3-14, 4-14, 4-16, 5-26	F05010-160, Nut, 10-24 Hex Nylock	4-8
F05008-106, Bolt, 1/2-13 x 4 3/4" Hex Head Cap Grade	5 2-8	F05010-166, Nut, 3/8-24 LH Jam	2-30, 2-32, 2-36
F05008-106, Bolt, 1/2-13 x 4 3/4" Hex Head Cap Grade	5 2-6	F05010-17, Nut, 5/16-18 Hex	2-22, 2-30
F05008-23, Bolt, 1/2-13 x 3" Hex Head Grade 5	2-4, 2-8, 5-8	F05010-177, Nut, 3/4-10 Stover Swaged	2-16
F05008-23, Bolt, 1/2-13 x 3" Hex Head Grade 5 Zinc	2-6	F05010-185, Nut, 5/8-11 FlexLoc	2-8, 5-4, 5-6, 5-12, 5-30
F05008-28, Bolt, 1/2-13 x 5 1/2" Hex Head Grade 5	3-6, 3-8	F05010-185, Nut, 5/8-11 Flexloc	2-6
F05008-35, Bolt, 1/2-13 x 4 1/2" Hex Head Cap Grade 5	2-8	F05010-201, Nut, 1/2-13 Hi-Crown Acorn Cap Plated	2-8
F05008-35, Bolt, 1/2-13 x 4-1/2" Hex Head Gr5	2-6	F05010-22, Nut, 3/8-24 UNF Hex Jam	2-36
F05008-37, Bolt, 1/2-13x1 1/4 HH Gr5	5-16	F05010-222, Nut, 3/8-16 Flanged Hex Nyl Lock	5-10
F05008-37, Bolt, 1/2-13 x 1 1/4" Hex Head Grade 5	2-10, 2-12	F05010-222, Nut, 3/8-16 Flanged Hex Nyloc	5-4, 5-18, 5-26
F05008-96, Bolt, 5/16-18 x 1 1/2" Hex Head Grade 5	2-24	F05010-222, Nut, 3/8-16 Flanged Hex Nylon Lock	5-8
F05009-10, Bolt, 5/8-11 x 4 1/2" Hex Head Grade 5	2-8,	F05010-223, Nut, 1/2-13 Flanged Nylon Hex Lock	5-26
		F05010-224, Nut, 5/8-11 Flanged Hex Nylock	5-8
		F05010-234, Nut, 3/8-16 Hex Half Nylon Lock 316 SS	2-2
		F05010-34, Nut, 5/8-11 Nyl Lock	2-14
		F05010-35, Nut, 1/2-13 Hex	4-16
		F05010-38, Nut, 7/16-20 Jam	2-30, 2-32

Part Number Index

- F05010-58, Nut, 5/16-18 Nylok Hex 2-2, 2-24, 3-4, 4-12, 5-6, 5-12, 5-28
F05010-58, Nut, 5/16-18 Nylon Lock Hex 2-38, 5-8, 5-24
F05010-59, Nut, #6-32 Keps 2-20, 2-22
F05010-69, Nut, 1/4-20 Nylock 4-22
F05010-76, Nut, M8 x 1.25 Hex Jam 4-20
F05010-8, Nut, 1/2-13 Nyl Hex Lock 2-8, 2-34, 3-6, 3-8
F05010-8, Nut, 1/2-13 Nyl Hex Lock 2-6
F05010-8, Nut, 1/2-13 Nyl Hex Lock 2-6
F05010-8, Nut, 1/2-13 Nylon Hex Lock 2-4, 2-8, 3-14, 4-14, 4-16, 5-8
F05010-82, Nut, 5/8-11 Jam 5-30
F05010-83, Nut, 7/16-20 Nyl Hex 4-12
F05010-9, Nut, 1/4-20 Keps 4-12
F05010-96, Nut, 5/8-11 Jam Nyl Lock 5-30
F05011-101, Washer, 1/2" SAE Flat Gr5-8 (Thru Hard) 2-36
F05011-101, Washer, 1/2" SAE Flat Grade 5-8 (Thru Hard) 3-6, 3-8
F05011-104, Washer, 3/8 x 1-1/2 x 1/8 Thick Hardened 5-26
F05011-11, Washer, 1/4" SAE Flat 4-22
F05011-11, Washer, 1/4" SAE Flat 2-6, 4-12
F05011-110, Washer, 3/8" Push Nut 2-26
F05011-111, Washer, 20mm Bellville 2-26
F05011-115, Washer, 1" ID .03 SS Shim 3-6, 3-8
F05011-116, Washer, 1" ID .06 SS Shim 3-6, 3-8
F05011-13, Washer, 5/16 Split Lock 4-22
F05011-13, Washer, 5/16" Split Lock 2-20, 2-22, 3-6, 3-8, 4-22, 5-8, 5-24
F05011-14, Washer, 1/4" Split Lock 2-22, 3-4
F05011-14, Washer, 1/4" Split Lock 2-6, 3-12
F05011-16, Washer, 5/16" Standard Flat 3-6, 3-8
F05011-17, Washer, 5/16" SAE Flat 2-20, 2-22, 2-38, 4-12, 4-22, 5-6
F05011-17, Washer, 5/16" SAE Flat 5-8, 5-12
F05011-2, Washer, 1/2" SAE Flat 2-10, 2-12, 2-34, 3-14, 4-14, 4-16
F05011-20, Washer, #10 Split Lock 2-20, 2-22, 2-38, 4-2
F05011-20, Washer, #10 Split Lock 4-4
F05011-27, Washer, 5/8" Split Lock 5-22
F05011-3, Washer, 3/8" Flat SAE 2-4, 2-10, 2-12, 2-22, 2-24, 2-26, 2-30, 2-32, 2-36, 3-4, 3-6, 3-8, 4-14, 5-6, 5-14
F05011-3, Washer, 3/8" Flat SAE 3-12
F05011-3, Washer, 3/8" SAE Flat 2-28
F05011-4, Washer, 3/8 Split Lock 5-16
F05011-4, Washer, 3/8" Split Lock 2-24
F05011-40, Washer, 5/8" Standard Flat 2-40
F05011-45, Washer, 8mm Split Lock 4-18
F05011-48, Washer, 7/16" Split Lock 4-18
F05011-48, Washer, Split Lock 7/16" Zinc 4-12
F05011-5, Washer, 5/8" SAE Flat 2-8, 2-14, 4-16
F05011-5, Washer, 5/8" SAE Flat 2-6
F05011-50, Washer, 5/16" x 1 1/4" Fender 2-2
F05011-62, Washer, 3/4" SAE Flat 2-16
F05011-68, Washer, 1/2" Standard Flat Zn 4-16
F05011-77, Washer, 3/4" AN Yel/Cad 2-26, 5-8
F05011-89, Washer, 2 1/2" OD x 5/8" ID x 3/16" Std Flat 5-22
F05011-89, Washer, 2 1/2" OD x 5/8" ID x 3/16" Std Flat Znc 5-18
F05011-9, Washer, 1/2 Split Lock 5-16
F05011-9, Washer, 1/2" Split Lock 5-8
F05011-97, Washer, 1/2" Plain Belleville 2-34, 5-18, 5-22
F05012-1, Pin, 1/8" x 1" Cotter 2-34
F05012-11, Pin, 3/16" x 1" Roll 2-34
F05012-115, Pin, 3/4" Clevis Retaining 2-34, 4-16
F05012-21, Pin, 3/16" x 1" Cotter 4-16
F05012-3, Pin, 1/8" x 3/4" Cotter 2-26
F05012-49, Pin, 1/8" x 1 1/2" Cotter 2-16, 3-6, 3-8
F05012-64, Pin, 1/8" x 1/2" Roll 5-24
F05012-79, Pin, 5/32" x 1 1/2" Cotter 2-16
F05012-8, Pin, 3/8" x 1 3/32" Clevis 2-36
F05015-17, Bolt, #10-24 x 1/2" PH 2-28
F05015-17, Bolt, #10-24 x 1/2" Phillips PH 2-22
F0510-185, Nut, 5/8-11 FlexLoc 2-40
F412, Screw, Seat Switch 2-2
- I**
IS-0192, Instr. Sheet, 61 Deck Striping Kit 5-16
IS-0218, Instruction Sheet, 056241 Kit 2-26
- N**
N/A, Bolt, 3/8-16 x 7" Hex Head Grade 5 2-10, 2-12
N/A, Bushing, 3/8" Polyurethane Suspension 2-10, 2-12
N/A, Spacer, 3/8" Suspension 2-10, 2-12
N/A, Washer, 3/8" Suspension 2-10, 2-12
- P**
P04107, Fitting, 3/16" x 3/16" Straight Grease 5-22
P04211, Knob, 5/8-18 Ball 2-30, 2-32, 2-34
P04332, Cap, 3/8" Pipe Galvanize 4-12
P04332, Cap, 3/8" Pipe Galvanized 3-12
P04646, Nut, 1/2-20 Lug 3-6, 3-8
P05035, Collar, 5/8" ID Lock 2-24
P06104, Foot, Rubber 4-8

Part Number Index

- P07584, Clamp, 1/2" EMT Coated 4-12, 4-14
P09895, Clamp, Worm 2 1/2" 4-18
P103, Bearing, Spindle Top 6305 RS 4-14, 4-16, 5-8, 5-26
P105, O-Ring, 2 1/2" ID x 2 3/4" OD 5-20
P107, Fitting, 1/4-28 Straight Grease 2-8, 2-26, 2-38, 5-18
P107, Fitting, 1/4-28 Straight Grease 2-6
P110, Pin, 3/8" x 1 5/16" Clevis 2-26, 2-34, 2-36
P110, Pin, 3/8" x 1 5/16" Clevis, Yzn 5-8
P11035, Bearing, 6206-2NSE 5-20, 5-24
P111, Ring, 1" Kick-Out 2-32, 2-36
P111, Ring, Kick-out, 1" 2-30, 5-8
P11258, Strap, 24" Rubber w/Hooks 4-22
P12161, Washer, Felt Battery Terminal 4-22
P12708, Fitting, 3/8" NPT-3/8" Barb Elbow 3-12
P12724, Fitting, 3/8" NPT-3/8" Barb 3-12
P12739, Hose Clamp, 11/16" Worm 3-12
P128, Blade, 21" x 2 1/2" x 1/4" High Lift 5-18, 5-22
P190, Bearing, 1" ID Tapered Roller 2-16
P191, Seal, 1 1/4" ID Trb Bearing 2-8
P195, Cap, Hub 2-8, 2-38
P212, Pin, 3/8" x 2 1/8" Clevis 2-32
P212, Pin, 3/8" x 2 1/8" Clevis, Yzn 2-30, 5-8
P246, Blade, 21" Low-Lift 5-18, 5-22
P292, Bearing, Tapered Roller, 3/4" ID 2-18
P293, Seal, TRB, 3/4" ID 2-18
P294, Fitting, 1/4-28 45 Deg Grease 4-14, 5-26
P296, Spacer, 1.13" OD x .75" ID x .5" 2-16
P322, Blade, 21" Gator Mulching 5-14, 5-18, 5-22
P402, Bearing Race Insert, 3/4" TRB 2-18
P434, Nut, 3/4-16 Castle 2-16
P478, Decal, Danger - Rotating Blades 1-4
P485, Decal, Fuel Equipment 4-2
P611, Holder, Jumbo Cup Black 2-38
P619, Filter Head, 3/8" NPT 3-12
P620, Filter Element, Spin On, BE-25-25 Zinga 3-2, 3-12
P629, Grip, Foot Control Black 2-26
P630, Seat, Air Ride (Color Gray) 2-2
P649, Hose Clamp, 7/32"-5/8" 3-12, 4-6
P686, Yoke, 3/8In-24 2-26
P776, Seat Belt, 2" ALR/ERI Buckle 2-2
P786, Bushing, 3/4" ID x 1" OD x 5/8" Lng Flanged 2-34, 4-16
P826, Switch, Seat 2-2
P829, Bushing, 1/2" ID x 3/4" OD x 1/2" Brnz 2-10, 2-12
- S**
- S12284, Tube, 7/8" Dia Elec Motor Spacer 2-30
S12284, Tube, 7/8" Dia. Elec Motor Spacer 2-32