

powerful

dawn

claw

crawl

moment

awful

wonderful

then

crawling

on

# Spelling

Week of \_\_\_\_\_

environment

close

fairy

paw

green

trapezoid

hopeful

happy

government

ferry

My Name: \_\_\_\_\_

## Your Words

Pick 3 to do:

- page 1
- page 2
- pages 3-4
- page 5

## Math Break

Pick 1 to do:

- page 6
- page 7
- page 8

## Spelling Workout

Pick 6 to do:

- page 9
- page 10
- page 11
- page 12
- page 13
- page 14
- page 15
- page 16

## Spelling Break

Pick 1 to do:

- page 17
- page 18
- page 19

## Challenge Words

Do this:

- page 20

## AW Words

Do this:

- page 21

Name: \_\_\_\_\_



Read the Word.

Copy the Word.

Copy the Word.

1. on
2. green
3. fairy
4. ferry
5. then
6. happy
7. powerful
8. awful
9. wonderful
10. hopeful
11. environment
12. moment
13. government
14. claw
15. crawl
16. paw
17. dawn
18. crawling
19. trapezoid
20. close


Name: \_\_\_\_\_

## Finding Words Multiple Times

Look for words to the RIGHT, to the LEFT, UP, or DOWN.

F T W L L P L M O M E N T G R  
 N H O U U O U N E H T W U O E  
 L E N F F W F N E H T O N V L  
 G N D R R E R L C R A N N E U  
 O L E E E R E N R T W D W R F  
 V U R D D F W E A H F E A N R  
 E F F N N U O H W E U R P M E  
 R W U O O L P T L N L F W E W  
 N A L W W T N E M O M U A N O  
 M C R A W L L U F W A L P T P  
 E L T O A T N E M N R E V O G  
 N H S G M L W A R C C R A W L  
 T E O O C C L O S E W A P O N

Answers for blanks: 1 3 5 3 3 4 3 1 2 4

I found ON \_\_\_\_ time(s).

I found CRAWL \_\_\_\_ time(s).

I found GOVERNMENT \_\_\_\_ time(s).

I found POWERFUL \_\_\_\_ time(s).

I found PAW \_\_\_\_ time(s).

I found WONDERFUL \_\_\_\_ time(s).

I found MOMENT \_\_\_\_ time(s).

I found AWFUL \_\_\_\_ time(s).

I found CLOSE \_\_\_\_ time(s).

I found THEN \_\_\_\_ time(s).

Name: \_\_\_\_\_

### Picture Dictionary

Draw a picture of 11 of your words. Write the word.



EXAMPLE. laughed

1. \_\_\_\_\_

2. \_\_\_\_\_

3. \_\_\_\_\_

4. \_\_\_\_\_

5. \_\_\_\_\_

Name: \_\_\_\_\_

6. \_\_\_\_\_

7. \_\_\_\_\_

8. \_\_\_\_\_

9. \_\_\_\_\_

10. \_\_\_\_\_

11. \_\_\_\_\_

Name: \_\_\_\_\_

S G G W O M T U A O R E T G E  
 S E E A R G A V E E B O S R A  
 E N D O A F O N G J L N E A R  
 G G G E I I G V G G E A G D E  
 A N G S Q E N G I V E V N E S  
 M F G G Y G L A D R P Z H S L  
 E D O O D O E D U G L O B E S  
 S E A I A I F I G V I D G I G  
 G G T N E E E E G R E E N S I  
 S N S G O M G I P S L L V B D

"G" Words

G \_\_\_\_\_ G \_\_\_\_\_


G \_\_\_\_\_ G \_\_\_\_\_

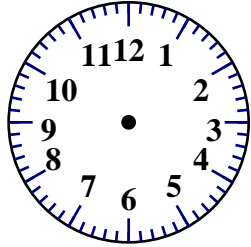
G \_\_\_\_\_ G \_\_\_\_\_

G \_\_\_\_\_ G \_\_\_\_\_

G \_\_\_\_\_

I found \_\_\_\_\_ "G" words.

twenty-eight	$\begin{array}{r} 4 \\ 3 \\ + 1 \\ \hline \end{array}$	twenty-three	Sara read five books about space. April read three books about space. How many more books did Sara read than April?	$\begin{array}{r} 78 \\ - 10 \\ \hline \end{array}$
				

100 more than 135		How many tally marks? $\text{    } \quad \text{   }$ _____	Write the missing sign. $7 \quad \_ \quad 6 = 1$
	$\underline{\quad} : \underline{\quad} 30$		$400 + 90 + 6$

3 pennies 1 quarter <input type="radio"/> 76¢ <input type="radio"/> 66¢ <input type="radio"/> 28¢	4:00 p.m. to 10:00 p.m. <input type="radio"/> 12 hours <input type="radio"/> 6 hours <input type="radio"/> 10 hours <input type="radio"/> 3 hours	$7 \quad \_ \quad 7$ <input type="radio"/> = <input type="radio"/> < <input type="radio"/> >
--	---	---

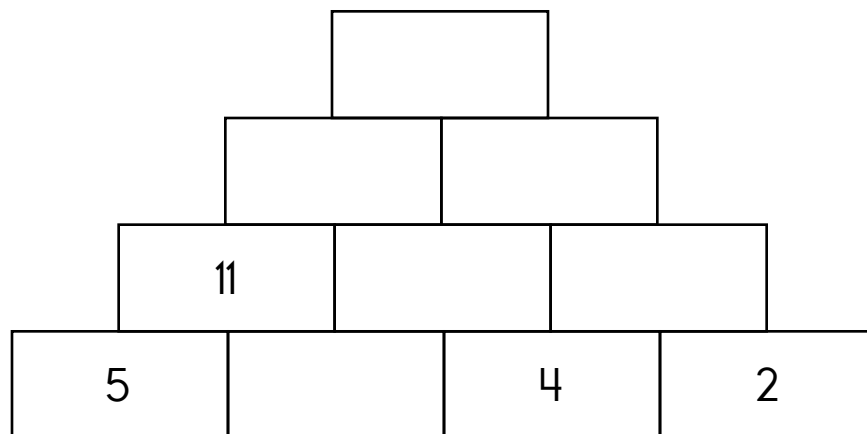
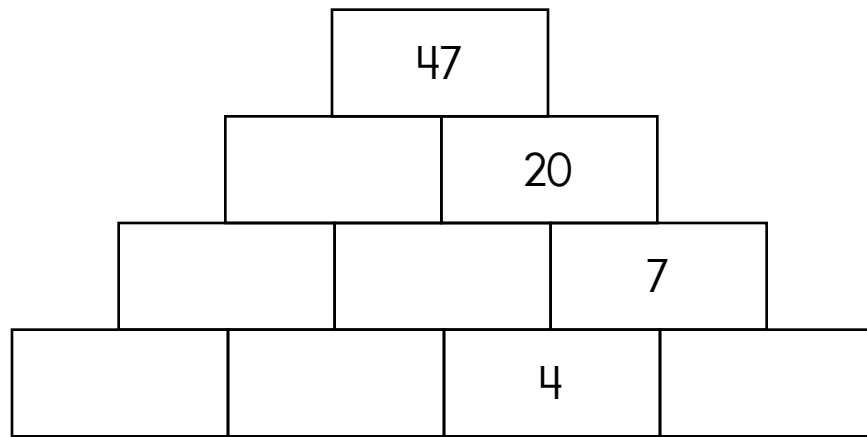
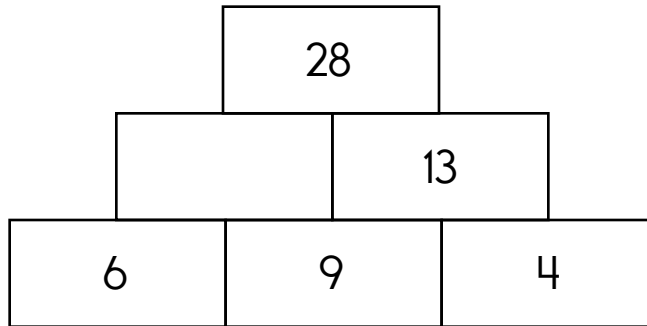
Name: \_\_\_\_\_



	+10	-10	+9	-9	+12	-12	+8
42							
71							
66							
25							
39							
153							
584							
487							
278							
740							

Name: \_\_\_\_\_

The block above is the sum of the two blocks below. Fill in the missing blocks.



86
+ 34

30
+ 83

22
+ 34

22
+ 59

30
+ 10

24
+ 15



Name: \_\_\_\_\_

Only use a pencil to write the numbers on the blank lines. You do not need any scrap paper! Solve it in your head. If you forget a number, then start over. Cool, huh?

# Mental Math



= Do it  
in your  
head!

imagine 2 in your head

add 9

Write the number.

A      B

imagine 2 in your head

add 2

add 1

Write the number.

C

imagine 4 in your head

add 2

subtract 4

Write the number.

D

imagine 6 in your head

double it

add 7

add 3

Write the number.

E      F

What is the sum?

**A + B + C + D + E + F**

Wow! Great job! That's the answer, but do you know how to SPELL the number?

               i           t               

4 after 17 _____	1 before 15 _____	1 after 18 _____
2 after 13 _____	8 before 17 _____	7 after 11 _____
6 after 19 _____	5 before 16 _____	8 after 12 _____
5 after 15 _____	7 before 19 _____	9 after 16 _____

Name: \_\_\_\_\_

environment	e e n v i r o n m e n t o e i n e e z t
awful	u f v a w f u l l q a w f u l u s l l f
close	e o o a m d c l o s e u f o e c l a s e
on	o p r v y q o n n z h n g n j o o x o n
moment	m o h m u h n q m o m e n t m b t n o r
trapezoid	t r a p e z o i d r o t r a p a z o i d
then	x h t h e n e a m e e e t h i h n e b t
crawling	l g a n c n l c r a w l i n g n c l l g
hopeful	p h e h o p e f u l j h o p f u l e k r
green	o h x u t a r e z e g r e a n g r e e n
ferry	e a r z f a r r y r e f e r r y c e e f
claw	z a l c k l a w w c l a w n p h c b j m
wonderful	m e w o n d e r f u l u f o w r l s d y
crawl	s a a c m c r a w l a b c r a w e l w a
fairy	t i r f a i r y w x u r d a f o u r y f
powerful	p o w e r f u l t u r p o w e f u l r c
happy	h y p p h a p p y p h a p y p y p o y p
paw	b p a w a k p v j i f p d p a a w a c p
government	m d w r e m g o v e r n m e n t k n o z
dawn	n b k d h d r a w e n y w a d d a w n a

Name: \_\_\_\_\_

Use each word ONCE. Cross off each word after it is used.

dawn • awful • moment • then • crawling • powerful • wonderful  
happy • fairy • government • crawl • ferry • green • trapezoid  
paw • environment • on • claw

These words have "ment" in them.

\_\_\_\_\_ m e n t \_\_\_\_\_  
\_\_\_\_\_  
\_\_\_\_\_

These words have  
the short e sound like  
in bed.

f \_\_\_\_\_  
\_\_\_\_\_

These words have "aw" in them.

a w \_\_\_\_\_  
\_\_\_\_\_ a w \_\_\_\_\_

These words have "cra" in them.

c r a \_\_\_\_\_  
\_\_\_\_\_

These words have "erful" in them.

\_\_\_\_\_ e r f u l \_\_\_\_\_  
\_\_\_\_\_

Fit the rest of the words into these shapes.

h a p [ ] [ ]

[ ] [ ] a [ ] [ ] z [ ] [ ]

[ ] [ ]

[ ] [ ] [ ] [ ] [ ]

[ ] [ ] [ ] [ ] [ ]

Name: \_\_\_\_\_

Read the topic. Fill in the boxes with your ideas.

**Topic: Planning a Mother's Day surprise**

You are a kitten. Tomorrow is Mother's Day. What will you do for your mom?

Time of day

Fun activities

Write a topic and a story to describe the picture.



Topic: \_\_\_\_\_

\_\_\_\_\_

Write a paragraph: \_\_\_\_\_

\_\_\_\_\_

\_\_\_\_\_

\_\_\_\_\_

\_\_\_\_\_

\_\_\_\_\_

\_\_\_\_\_

word root **loqu** can mean **speak** **eloquence, eloquent, loquacious**

Name: \_\_\_\_\_

Now write a paragraph using the ideas you have already written down.

**Topic: Planning a Mother's Day surprise**

You are a kitten. Tomorrow is Mother's Day. What will you do for your mom?

---



---



---



---



---



---



---

$\begin{array}{r} 9 \\ + 5 \\ \hline \end{array}$	$\begin{array}{r} 4 \\ - 2 \\ \hline \end{array}$	$\begin{array}{r} 3 \\ + 2 \\ \hline \end{array}$	$\begin{array}{r} 9 \\ - 4 \\ \hline \end{array}$	$\begin{array}{r} 4 \\ + 7 \\ \hline \end{array}$	$\begin{array}{r} 9 \\ - 2 \\ \hline \end{array}$	$\begin{array}{r} 2 \\ - 1 \\ \hline \end{array}$	$\begin{array}{r} 6 \\ + 7 \\ \hline \end{array}$	$\begin{array}{r} 4 \\ + 5 \\ \hline \end{array}$
---	---	---	---	---	---	---	---	---

Write + or - in the circles.

$10 \bigcirc 14 = 15 \bigcirc 9$

$11 \bigcirc 10 = 3 \bigcirc 18$

Circle the odd number.

1   2   4   14   6  
8

$\begin{array}{r} 3 \\ 2 \\ + 1 \\ \hline \end{array}$	$\begin{array}{r} 4 \\ 1 \\ + 1 \\ \hline \end{array}$
--	--

Write tr or kn to complete each word.

\_\_\_\_\_ow      \_\_\_\_\_ew

\_\_\_\_\_ail      \_\_\_\_\_im

$\begin{array}{r} 33 \\ + 15 \\ \hline \end{array}$

ten less than  
295

$\begin{array}{r} 92 \\ - 61 \\ \hline \end{array}$

word root **dom** can mean **house**      **domestic, domicile**

Name: \_\_\_\_\_

Circle the words.

dawnmomentpawhopefulclawcrawlingwonderfulon  
ferrygovernmentwonderfulcrawlingclawhopefulon  
momentcrawlingdawnonhappymomentcrawlingon

Try to spell some words.

ful • aw • ul • aw • po • ent • cl • onm • ~~py~~ • wl  
en • vir • ~~a~~ • rf • cra • we

happy \_\_\_\_\_

\_\_\_\_\_

Write the words into the boxes.

then • wonderful • government • close • paw • green • happy  
claw

\_\_\_\_\_

\_\_\_\_\_

\_\_\_\_\_

3 pennies 1 quarter

3¢  76¢  28¢

Which number has a 1 in the ones place?

125  512  251

1 + 4 + 2

6  5  7

Name: \_\_\_\_\_

Try to spell some words.

cra • erf • fe • me • nt • ~~ce~~ • ~~lo~~ • vir • ul • en • wl  
ful • rry • pow • on • aw

close \_\_\_\_\_  
\_\_\_\_\_

Circle the words.

closegovernmentpawcrawlmomentthenfairyygreen  
momentgovernmentmomentpawenvironmentclose  
greenmomentcrawlthenwonderfulcrawlawfulthen

Write the words into the boxes.

crawl • green • on • paw • government • ferry • powerful  
moment • claw

<input type="text"/>	<input type="text"/>	<input type="text"/>
<input type="text"/>	<input type="text"/>	<input type="text"/>
<input type="text"/>	<input type="text"/>	<input type="text"/>

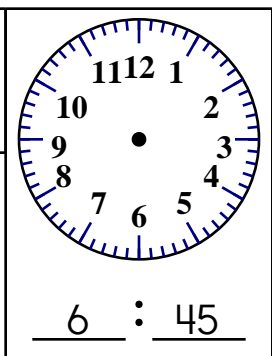
$$\begin{array}{r} 34 \\ - 33 \\ \hline \end{array}$$

$$\begin{array}{r} 82 \\ - 22 \\ \hline \end{array}$$

$$900 + 50 + 8$$

Write the missing sign.

$$7 \quad \_ \quad 6 = 13$$



Name: \_\_\_\_\_

Which way does each word go? Write the word.

<p>1. ← GET → GRADE ↓ GLASSES</p>	<p>1. → PLOT ← PICK ↓ PENNIES</p>																																																																																																																
<p>2. ← BE BROOMS BEND</p>																																																																																																																	
<table border="1" style="width: 100%; height: 100%; border-collapse: collapse;"> <tr><td></td><td></td><td style="text-align: center;">1</td><td></td><td></td><td></td><td></td><td style="background: repeating-linear-gradient(45deg, transparent, transparent 2px, black 2px, black 4px);"></td></tr> <tr><td></td><td></td><td style="text-align: center;">G</td><td style="text-align: center;">R</td><td style="text-align: center;">A</td><td style="text-align: center;">D</td><td style="text-align: center;">E</td><td style="background: repeating-linear-gradient(45deg, transparent, transparent 2px, black 2px, black 4px);"></td></tr> <tr><td style="background: repeating-linear-gradient(45deg, transparent, transparent 2px, black 2px, black 4px);"></td><td style="background: repeating-linear-gradient(45deg, transparent, transparent 2px, black 2px, black 4px);"></td><td></td><td style="background: repeating-linear-gradient(45deg, transparent, transparent 2px, black 2px, black 4px);"></td><td style="background: repeating-linear-gradient(45deg, transparent, transparent 2px, black 2px, black 4px);"></td><td style="background: repeating-linear-gradient(45deg, transparent, transparent 2px, black 2px, black 4px);"></td><td style="background: repeating-linear-gradient(45deg, transparent, transparent 2px, black 2px, black 4px);"></td><td style="background: repeating-linear-gradient(45deg, transparent, transparent 2px, black 2px, black 4px);"></td></tr> <tr><td style="background: repeating-linear-gradient(45deg, transparent, transparent 2px, black 2px, black 4px);"></td><td style="background: repeating-linear-gradient(45deg, transparent, transparent 2px, black 2px, black 4px);"></td><td></td><td style="background: repeating-linear-gradient(45deg, transparent, transparent 2px, black 2px, black 4px);"></td><td style="background: repeating-linear-gradient(45deg, transparent, transparent 2px, black 2px, black 4px);"></td><td style="background: repeating-linear-gradient(45deg, transparent, transparent 2px, black 2px, black 4px);"></td><td style="background: repeating-linear-gradient(45deg, transparent, transparent 2px, black 2px, black 4px);"></td><td style="background: repeating-linear-gradient(45deg, transparent, transparent 2px, black 2px, black 4px);"></td></tr> <tr><td style="background: repeating-linear-gradient(45deg, transparent, transparent 2px, black 2px, black 4px);"></td><td style="background: repeating-linear-gradient(45deg, transparent, transparent 2px, black 2px, black 4px);"></td><td></td><td style="background: repeating-linear-gradient(45deg, transparent, transparent 2px, black 2px, black 4px);"></td><td style="background: repeating-linear-gradient(45deg, transparent, transparent 2px, black 2px, black 4px);"></td><td style="background: repeating-linear-gradient(45deg, transparent, transparent 2px, black 2px, black 4px);"></td><td style="background: repeating-linear-gradient(45deg, transparent, transparent 2px, black 2px, black 4px);"></td><td style="background: repeating-linear-gradient(45deg, transparent, transparent 2px, black 2px, black 4px);"></td></tr> <tr><td style="background: repeating-linear-gradient(45deg, transparent, transparent 2px, black 2px, black 4px);"></td><td style="background: repeating-linear-gradient(45deg, transparent, transparent 2px, black 2px, black 4px);"></td><td></td><td style="background: repeating-linear-gradient(45deg, transparent, transparent 2px, black 2px, black 4px);"></td><td style="background: repeating-linear-gradient(45deg, transparent, transparent 2px, black 2px, black 4px);"></td><td style="background: repeating-linear-gradient(45deg, transparent, transparent 2px, black 2px, black 4px);"></td><td style="background: repeating-linear-gradient(45deg, transparent, transparent 2px, black 2px, black 4px);"></td><td style="background: repeating-linear-gradient(45deg, transparent, transparent 2px, black 2px, black 4px);"></td></tr> <tr><td style="background: repeating-linear-gradient(45deg, transparent, transparent 2px, black 2px, black 4px);"></td><td style="background: repeating-linear-gradient(45deg, transparent, transparent 2px, black 2px, black 4px);"></td><td></td><td style="background: repeating-linear-gradient(45deg, transparent, transparent 2px, black 2px, black 4px);"></td><td style="background: repeating-linear-gradient(45deg, transparent, transparent 2px, black 2px, black 4px);"></td><td style="background: repeating-linear-gradient(45deg, transparent, transparent 2px, black 2px, black 4px);"></td><td style="background: repeating-linear-gradient(45deg, transparent, transparent 2px, black 2px, black 4px);"></td><td style="background: repeating-linear-gradient(45deg, transparent, transparent 2px, black 2px, black 4px);"></td></tr> </table>			1								G	R	A	D	E																																										<table border="1" style="width: 100%; height: 100%; border-collapse: collapse;"> <tr><td></td><td></td><td></td><td style="text-align: center;">1</td><td></td><td></td><td></td><td style="background: repeating-linear-gradient(45deg, transparent, transparent 2px, black 2px, black 4px);"></td></tr> <tr><td></td><td></td><td style="text-align: center;">E</td><td style="text-align: center;">2</td><td style="text-align: center;">B</td><td></td><td></td><td style="background: repeating-linear-gradient(45deg, transparent, transparent 2px, black 2px, black 4px);"></td></tr> <tr><td style="background: repeating-linear-gradient(45deg, transparent, transparent 2px, black 2px, black 4px);"></td><td style="background: repeating-linear-gradient(45deg, transparent, transparent 2px, black 2px, black 4px);"></td><td></td><td style="background: repeating-linear-gradient(45deg, transparent, transparent 2px, black 2px, black 4px);"></td><td style="background: repeating-linear-gradient(45deg, transparent, transparent 2px, black 2px, black 4px);"></td><td style="background: repeating-linear-gradient(45deg, transparent, transparent 2px, black 2px, black 4px);"></td><td style="background: repeating-linear-gradient(45deg, transparent, transparent 2px, black 2px, black 4px);"></td><td style="background: repeating-linear-gradient(45deg, transparent, transparent 2px, black 2px, black 4px);"></td></tr> <tr><td style="background: repeating-linear-gradient(45deg, transparent, transparent 2px, black 2px, black 4px);"></td><td style="background: repeating-linear-gradient(45deg, transparent, transparent 2px, black 2px, black 4px);"></td><td></td><td style="background: repeating-linear-gradient(45deg, transparent, transparent 2px, black 2px, black 4px);"></td><td style="background: repeating-linear-gradient(45deg, transparent, transparent 2px, black 2px, black 4px);"></td><td style="background: repeating-linear-gradient(45deg, transparent, transparent 2px, black 2px, black 4px);"></td><td style="background: repeating-linear-gradient(45deg, transparent, transparent 2px, black 2px, black 4px);"></td><td style="background: repeating-linear-gradient(45deg, transparent, transparent 2px, black 2px, black 4px);"></td></tr> <tr><td style="background: repeating-linear-gradient(45deg, transparent, transparent 2px, black 2px, black 4px);"></td><td style="background: repeating-linear-gradient(45deg, transparent, transparent 2px, black 2px, black 4px);"></td><td></td><td style="background: repeating-linear-gradient(45deg, transparent, transparent 2px, black 2px, black 4px);"></td><td style="background: repeating-linear-gradient(45deg, transparent, transparent 2px, black 2px, black 4px);"></td><td style="background: repeating-linear-gradient(45deg, transparent, transparent 2px, black 2px, black 4px);"></td><td style="background: repeating-linear-gradient(45deg, transparent, transparent 2px, black 2px, black 4px);"></td><td style="background: repeating-linear-gradient(45deg, transparent, transparent 2px, black 2px, black 4px);"></td></tr> <tr><td style="background: repeating-linear-gradient(45deg, transparent, transparent 2px, black 2px, black 4px);"></td><td style="background: repeating-linear-gradient(45deg, transparent, transparent 2px, black 2px, black 4px);"></td><td></td><td style="background: repeating-linear-gradient(45deg, transparent, transparent 2px, black 2px, black 4px);"></td><td style="background: repeating-linear-gradient(45deg, transparent, transparent 2px, black 2px, black 4px);"></td><td style="background: repeating-linear-gradient(45deg, transparent, transparent 2px, black 2px, black 4px);"></td><td style="background: repeating-linear-gradient(45deg, transparent, transparent 2px, black 2px, black 4px);"></td><td style="background: repeating-linear-gradient(45deg, transparent, transparent 2px, black 2px, black 4px);"></td></tr> <tr><td style="background: repeating-linear-gradient(45deg, transparent, transparent 2px, black 2px, black 4px);"></td><td style="background: repeating-linear-gradient(45deg, transparent, transparent 2px, black 2px, black 4px);"></td><td></td><td style="background: repeating-linear-gradient(45deg, transparent, transparent 2px, black 2px, black 4px);"></td><td style="background: repeating-linear-gradient(45deg, transparent, transparent 2px, black 2px, black 4px);"></td><td style="background: repeating-linear-gradient(45deg, transparent, transparent 2px, black 2px, black 4px);"></td><td style="background: repeating-linear-gradient(45deg, transparent, transparent 2px, black 2px, black 4px);"></td><td style="background: repeating-linear-gradient(45deg, transparent, transparent 2px, black 2px, black 4px);"></td></tr> </table>				1							E	2	B																																											
		1																																																																																																															
		G	R	A	D	E																																																																																																											
			1																																																																																																														
		E	2	B																																																																																																													

<p style="text-align: center;">908                  930                  924                  899</p> <p>Write the numbers in order from least to greatest.</p> <div style="text-align: center; margin-top: 20px;"> </div>	$\begin{array}{r} 3 \\ 2 \\ + 3 \\ \hline \end{array}$	<p style="text-align: center; margin-top: 10px;"><u>5</u> : <u>15</u></p>
--	--	---

Write the words into the boxes.

know • egg • cash • got • song • arm • part • make • blow  
seen • sack • star

<div style="border: 1px solid black; width: 40px; height: 20px; display: inline-block;"></div>	<div style="border: 1px solid black; width: 40px; height: 20px; display: inline-block;"></div>	<div style="border: 1px solid black; width: 40px; height: 20px; display: inline-block;"></div>	<div style="border: 1px solid black; width: 40px; height: 20px; display: inline-block;"></div>
<div style="border: 1px solid black; width: 40px; height: 20px; display: inline-block;"></div>	<div style="border: 1px solid black; width: 40px; height: 20px; display: inline-block;"></div>	<div style="border: 1px solid black; width: 40px; height: 20px; display: inline-block;"></div>	<div style="border: 1px solid black; width: 40px; height: 20px; display: inline-block;"></div>
<div style="border: 1px solid black; width: 40px; height: 20px; display: inline-block;"></div>	<div style="border: 1px solid black; width: 40px; height: 20px; display: inline-block;"></div>	<div style="border: 1px solid black; width: 40px; height: 20px; display: inline-block;"></div>	<div style="border: 1px solid black; width: 40px; height: 20px; display: inline-block;"></div>



Name: \_\_\_\_\_

Write these spelling words in ABC order:

government • green • moment • paw • dawn • crawling

1. \_\_\_\_\_

4. \_\_\_\_\_

2. \_\_\_\_\_

5. \_\_\_\_\_

3. \_\_\_\_\_

6. \_\_\_\_\_

Unscramble the letters to spell a word.

pphay \_\_\_\_\_

cloes \_\_\_\_\_

lhefpou \_\_\_\_\_

lawc \_\_\_\_\_

wpa \_\_\_\_\_

drazptoei \_\_\_\_\_

lprfueow \_\_\_\_\_

clgnrwia \_\_\_\_\_

yraif \_\_\_\_\_

dnwa \_\_\_\_\_

nnrvgemteo \_\_\_\_\_

lawrc \_\_\_\_\_

no \_\_\_\_\_

efyrr \_\_\_\_\_

oevteinmnrn \_\_\_\_\_

enth \_\_\_\_\_

dnfolewur \_\_\_\_\_

emtmon \_\_\_\_\_

egrne \_\_\_\_\_

lwfua \_\_\_\_\_

Name: \_\_\_\_\_

Fix the sentence.

how old are you

\_\_\_\_\_

-----

\_\_\_\_\_

Draw 11 tally marks.

Circle two numbers in each group to make 11.

10	6	6	5
10	9	1	4
11	2	9	2

Start each with 11.

Write 1 more \_\_\_\_\_

Write 1 less \_\_\_\_\_

Write 10 more \_\_\_\_\_

Write 10 less \_\_\_\_\_

Mrs. Rodriguez made butterscotch pudding. She put it in 12 cups. Eric and his twin brother each ate 1 cup. Eric's father ate 3 cups. How many cups of pudding were left?

Favorite Season

Fall	
Spring	
Summer	

$$200+40+4$$

How many students chose fall as their favorite season?

\_\_\_\_\_

$$\begin{array}{r} 71 \\ - 70 \\ \hline \end{array}$$

Molly saw 8 seagulls. Then she saw 15 more. How many seagulls did Molly see?

Do more students like spring or summer best?

\_\_\_\_\_

8 tens and 2 ones

- 820    2    82

$$21 - 6 = \underline{\quad}$$

- 1    36    15

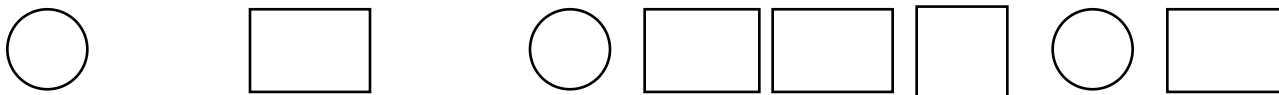
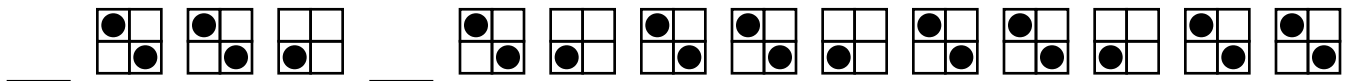
8:00 p.m. to 10:00 p.m.

- 3 hours    7 hours  
 2 hours    9 hours

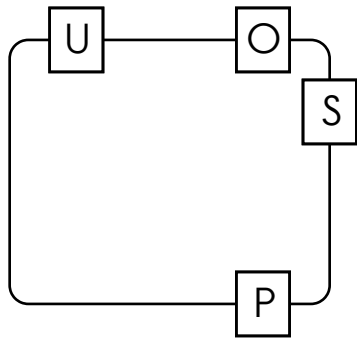
word root **per** can mean **through**      **percolate, permeate**

Name: \_\_\_\_\_

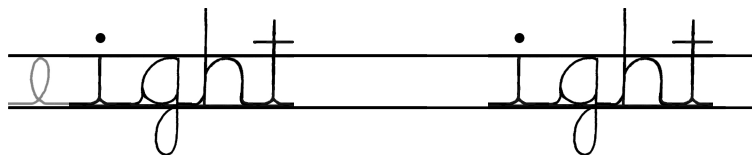
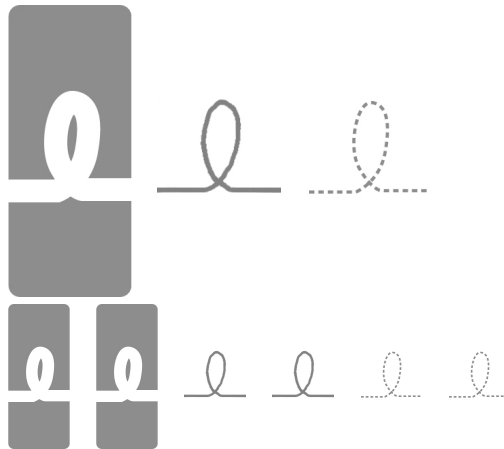
Draw the missing spots in the patterns.



Write the hidden word. Start at one letter and then move either left or right.




\_\_\_\_\_



Eric had 5 rubber erasers. He gave Connor 4 erasers. How many erasers does Eric have now?


12:00



$$\begin{array}{r} 99 \\ - 69 \\ \hline \end{array}$$


Name: \_\_\_\_\_

Circle the letters to the word. Write the word.




D  
D L E  
S

\_\_\_\_\_




R E  
O  
V O  
R C

\_\_\_\_\_




K H C  
T  
S  
G O M

\_\_\_\_\_




F Y L  
E P A  
G G

\_\_\_\_\_



S T H  
I R  
X G R I  
X I

\_\_\_\_\_



L A  
P  
E N C  
X  
A E

\_\_\_\_\_

Write the numbers.

eleven \_\_\_\_\_

fifteen \_\_\_\_\_

twenty-three \_\_\_\_\_

$$\begin{array}{r} 3 \\ + 7 \\ \hline \end{array}$$

$$\begin{array}{r} 17 \\ + 10 \\ \hline \end{array}$$

Name: \_\_\_\_\_

One letter is missing from each word.

B	A	T	C	H
---	---	---	---	---

C	A		E
---	---	--	---

B	R	O	W	
---	---	---	---	--

M	I		K
---	---	--	---

G		A	B	B	E	D
---	--	---	---	---	---	---

S	M		L	E
---	---	--	---	---

T		U	E
---	--	---	---

F	L	O	C	
---	---	---	---	--

S		U	T	H
---	--	---	---	---

G	U		L	T
---	---	--	---	---

T	R	A		K
---	---	---	--	---

P	O		E	R
---	---	--	---	---

Write your own words!

--	--	--	--	--	--

--	--	--	--

--	--	--	--	--

--	--	--	--	--	--

--	--	--	--

--	--	--	--	--

--	--	--

Name: \_\_\_\_\_

# AW Words

## AW makes /aw/ sound

S S D A W N A W R A A E C T M  
 E N J S N L W A W W S W L G P  
 N C R A W L I N G B I X A N A  
 C A W A R J A P C R T T W U W  
 W S N S A W I N G J A W S A N  
 L R W N A R J H I N W R F C I  
 T S T R A W B E R R I E S A C  
 N C G S T R A W A S F A W N D  
 B N A W A C W W C D G I D I L  
 I S A S N C N S N U D R A W S

FAWN • SAWING • DAWN  
 CRAWLING • STRAWBERRIES • PAW  
 JAW • DRAWS • CAW • STRAW  
 CLAWS

## AW makes /aw/ sound

J N G B C A J R L W T F N W N  
 A L S L L T F I M R N A A A W  
 W R T W A G N W P A W L R Q A  
 S T R A W B E R R I E S I A A  
 G E A C S L W T A J C C N D D  
 W N W W A A T J F I A A V R R  
 T C R A W L I N G W W W R S A  
 G S A W I N G N T W G D L W W  
 C R R Y F A W N N P S S O A S  
 A A W A R A W A D A W N S E O

CLAWS • JAW • CAW  
 STRAWBERRIES • FAWN • PAW  
 CRAWLING • SAWING • STRAW  
 DRAWS • DAWN

Help! Some of the AW words from this page and the previous page are written like they sound. Can you figure out the real spelling of these words? Good luck.

fawn fawn \_\_\_\_\_

paw \_\_\_\_\_

sawihNG \_\_\_\_\_

jaw \_\_\_\_\_

dawn \_\_\_\_\_

straw \_\_\_\_\_

kaw \_\_\_\_\_

drawz \_\_\_\_\_

krawlihNG \_\_\_\_\_

klawz \_\_\_\_\_

ō kōz → cause

oo choo → chew


ā kāk → cake

ē fēt → feet

ī īs → ice

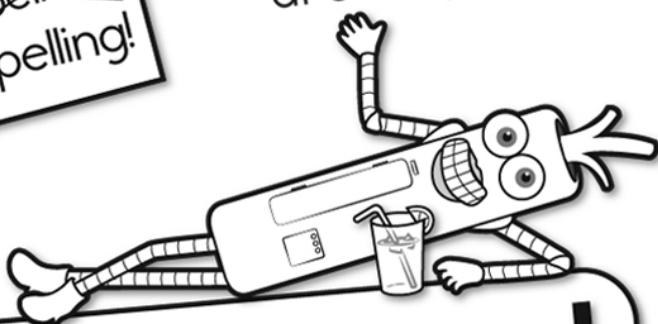
ō bōt → boat

ū kūt → cute




It's NO PREP at edHelper.

More history!




# edHelper.com!



New online math games!



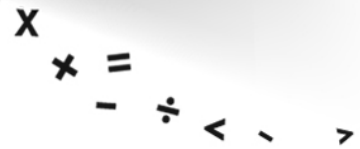
More things for the classroom!




More science!



New ideas!



More puzzles!



# Take The Boring Out Of Homework!

Easy to  
print!

edHelper

## Weekly K-6 "Take It Home" Books

Kids want choices  
for homework.  
"Take It Home" books  
have fun graphics and  
challenging puzzles and  
problems for older kids.

"Dr. Programmer"  
challenges kids..

Homework  
will never be  
the same!

edHelper.com

