



# ALTO PRODUCTS CORP.

One Alto Way • Atmore • AL • 36502 • USA • Tel: 251.368.7777 • Fax: 251.368.7774 • [www.altoUSA.com](http://www.altoUSA.com)



## HARD PARTS CATALOG

# ALTO HARD PARTS CATALOG

## AW/BW

### 450-43LE Isuzu RNJ

153320



Description	Year	OEM#	Notes
SPRAG, TORQUE CONVERTER	98-On		24 Element

AW55-50SN, AW55-51SN, AF33-5, RE5F22A

159320



Description	Year	OEM#	Notes
SPRAG, TORQUE CONVERTER	99-On	BW-SP-3	23 Element

159350A

Description	Year	OEM#	Notes
VALVE BODY ASSY. VOLVO	99-On	30713189	OEM

AWF21, TF80-SC, AF40-6, AF4, AM6, AW6A-EL, AF21, TF81-SC

197320



Description	Year	OEM#	Notes
SPRAG, TORQUE CONVERTER	05-On	BW-SP-2	24 Element

197350A

Description	Year	OEM#	Notes
VALVE BODY ASSY.	05-On	31259447	

TF60-SN, 09G

129355A



Description	Year	OEM#	Notes
REPAIR KIT FOR REAR COVER SLEEVE	04-13		Sleeve & Pin

# ALTO HARD PARTS CATALOG

## Ford 4F27E

133350



Description	Year	OEM#	Notes
FORD/MAZDA REAR COVER ASSEMBLY with Plug & Washer	00-05		Individually Boxed

5R55N, 5R55W, 5R55S

183320



Description	Year	OEM#	Notes
SPRAG, TORQUE CONVERTER	99-On	BW-SP-4	18 Element

6R60 2006-On

183235



Description	Year	OEM#	Notes
NEEDLE BEARING PUMP SLEEVE	06-On		


6R80

183350



Description	Year	OEM#	Notes
OIL PAN	07-On		

A70066



Description	Year	OEM#	Notes
VALVE BODY ASSY.	07-On		

## GM

4L40E, 5L40E, 5L50E (A5S390R, A5S360R)

156352



Description	Year	OEM#	Notes
COAST CLUTCH RETAINER	99-On		

# ALTO HARD PARTS CATALOG

## GM

### 4T40E, 4T45E

114350



Description	Year	OEM#	Notes
OIL PAN	95-On		

### 4T60, TH440T4, 4T60E, 4T65E

062650X



Description	Year	OEM#	Notes
DIFF CONVERSION KIT GM TO VOLVO W/BEARING	83-On		55.63mm OD & BEARING 59.69mm OD

### 6T40, 6T45

129320



Description	Year	OEM#	Notes
SPRAG, TORQUE CONVERTER	06-On	BW-SP-5	236mm 22 ELEMENT

204350AND



Description	Year	OEM#	Notes
INPUT PLANETARY	06-On		

204350BND



Description	Year	OEM#	Notes
OUTPUT PLANETARY	06-On		

204350CND



Description	Year	OEM#	Notes
REACTION PLANETARY	06-On		3 Ear

204350DND

Description	Year	OEM#	Notes
REACTION PLANETARY	06-On		4 Ear

# ALTO HARD PARTS CATALOG

## GM 6T40, 6T45

### 204351



Description	Year	OEM#	Notes
4-5-6 / 3-5-REV LOADED DRUM ASSY	06-On		

### 204351AU



Description	Year	OEM#	Notes
EMPTY DRUM ASSY 4-5-6 / 3-5-REV	06-On		

### 204352



Description	Year	OEM#	Notes
REAR 3 RING SUPPORT	06-On		

### 204353



Description	Year	OEM#	Notes
SUN GEAR	06-On		

### 204355ND



Description	Year	OEM#	Notes
4-5-6 / 3-5-REV LOADED DRUM ASSY W/ SHAFT & HUB	06-On		

### 204550



Description	Year	OEM#	Notes
DRUM ASSEMBLY 4-5-6 / 3-5-REV WITH 3 RING SUPPORT	06-On		Contains 204351 & 204352

### 204550A



Description	Year	OEM#	Notes
EMPTY DRUM ASSEMBLY 4-5-6 / 3-5-REV WITH 3 RING SUPPORT	06-On		Contains 204351AU & 204352

# ALTO HARD PARTS CATALOG

## Honda CVT

118350



Description	Year	OEM#	Notes
PUSH BELT	96-On	901055	OEM

## Hyundai / Kia A5GF1

123351



Description	Year	OEM#	Notes
DIFFERENTIAL RING GEAR	06-On	45830-26010	8 Bolt

## A6GF1, A6GF2

212350



Description	Year	OEM#	Notes
DIFFERENTIAL RING GEAR	09-On	45830-3B201	10 Bolt

## A6LF1, A6LF2

213350



Description	Year	OEM#	Notes
OIL PUMP ASSY	09-On	46100-3B000	OEM

## Mazda FN4AEL

133350



Description	Year	OEM#	Notes
FORD/MAZDA REAR COVER ASSEMBLY with Plug & Washer	00-05		Individually Boxed

# ALTO HARD PARTS CATALOG

## Mercedes

### 722.5, W5A030 5 Speed with Overdrive

117350



Description	Year	OEM#	Notes
REAR PLANET WO/SHAFT	90-On	68584A	

### 722.6

141350



Description	Year	OEM#	Notes
PLANETARY GEAR	96-On		OD: 38.9mm 22 Teeth

141350U4




Description	Year	OEM#	Notes
PLANETARY GEAR	96-On		OD: 38.9mm 22 Teeth - 4 pack

141351



Description	Year	OEM#	Notes
PLANETARY GEAR	96-On		OD: 32.8mm 18 Teeth

141351U4



Description	Year	OEM#	Notes
PLANETARY GEAR	96-On		OD: 32.8mm 18 Teeth - 4 pack

141559

Description	Year	OEM#	Notes
ADAPTER PLUG CONNECTOR	96-On	A2035400253	

## Mitsubishi

### A4BF3

059670



Description	Year	OEM#	Notes
A4BF3 OVERDRIVE BEARING & RACE KIT	99-On	45525-22810	



# ALTO HARD PARTS CATALOG

## Nissan

### JF010E

181234



Description	Year	OEM#	Notes
BEARING SECONDARY PULLEY	03-On	VP26Z-1GUR4	ID: 27.818 x OD: 52.0 X W: 26.0mm

### RE0F09A

181230



Description	Year	OEM#	Notes
BEARING PRIMARY PULLEY LARGE	03-On	65TM02AU40AL	Snap ring groove at 69.6mm, special material

181231



Description	Year	OEM#	Notes
BEARING SECONDARY PULLEY LARGE	03-On	HTFB45-111-G-5ECG	ID: 45. x OD: 99/105 X W: 18/21mm

181232



Description	Year	OEM#	Notes
BEARING PRIMARY PULLEY SMALL	03-On	32TM12U40AL	Stepped bore, special material, no seal

181233



Description	Year	OEM#	Notes
BEARING SECONDARY PULLEY SMALL	03-On	HTFB45-90E	Stepped OD, Special Material, no Seal

181679



Description	Year	OEM#	Notes
PULLEY BEARING KIT	03-On		Contains 1-181230, 1-181232, 1-181233



# ALTO HARD PARTS CATALOG

## Nissan RE0F09A CVT

181350



Description	Year	OEM#	Notes
PULLEY SET W/BELT	03-On		

RE0F10A, JF011E 2.4L, 2.4L, 2.5L CVT

181236



Description	Year	OEM#	Notes
BEARING SECONDARY PULLEY	07-On	HTFO36-0A	

181237



Description	Year	OEM#	Notes
BEARING PULLEY	07-On	B40-210CG19** UR9	ID: 40 x OD: 80.0 X W: 16.0mm

181238



Description	Year	OEM#	Notes
BEARING PULLEY SECONDARY (BIG)	07-On	ZV-HTFB45-108 -G-5ECG7UR4	ID: 45 x OD: 90.0 X W: 17.0mm

181239



Description	Year	OEM#	Notes
BEARING PULLEY PRIMARY	07-On		

181352



Description	Year	OEM#	Notes
PULLEY SET W/BELT	07-On		

# ALTO HARD PARTS CATALOG

## Renault AL4, DPO

155325



Description	Year	OEM#	Notes
SPRAG, TORQUE CONVERTER	97-On	RE-SP-1	

155350



Description	Year	OEM#	Notes
E1 DRUM WITHOUT BUSHING	97-On		

## Toyota U140, U140F

136350



Description	Year	OEM#	Notes
FRONT PLANETARY	98-On	35720-21031	

## U660E/F

199352



Description	Year	OEM#	Notes
REAR PLANETARY ASSEMBLY	07-On		

## Volkswagen

096, 096, 097, 098, AG4, 01M, 01N, 01P

109322X



Description	Year	OEM#	Notes
SPRAG, REAR CLUTCH VW 095/096/097/098 01M B1	89-On		

## 0B5, DL501 S-Tronic DSG 7 Speed

211570

Description	Year	OEM#	Notes
MECHATRONIC REPAIR KIT	09-On	0B5-398-048C	

# ALTO HARD PARTS CATALOG

## ZF 4HP16 FWD

192350



Description	Year	OEM#	Notes
OIL PUMP	04-On	93742035	OEM

## 5HP19 (BMW)

139351X



Description	Year	OEM#	Notes
OIL PUMP	95-On		Aftermarket

139352



Description	Year	OEM#	Notes
REVERSE DRUM	95-On		

## 5HP19FL, 5HP19FLA (AUDI 01V)

139350



Description	Year	OEM#	Notes
OIL PUMP	95-On		OEM

139350X



Description	Year	OEM#	Notes
OIL PUMP	95-On		Aftermarket

139353



Description	Year	OEM#	Notes
OIL PAN	95-On	1060-203-002	

# ALTO HARD PARTS CATALOG

## ZF 6HP19

### 183001



Description	Year	OEM#	Notes
BONDED VALVE BODY PLATE	02-On	1068-327-179 1068-327-145	Codes: A036/B036, A051/B051

### 183003

Description	Year	OEM#	Notes
BONDED VALVE BODY PLATE	02-On	1068-327-180 1068-227-052	Codes: A052/B052

### 183235



Description	Year	OEM#	Notes
NEEDLE BEARING PUMP SLEEVE	06-On		

## 6HP21


### 183002



Description	Year	OEM#	Notes
BONDED VALVE BODY PLATE	02-On	1068-327-224 1068-227-065	Codes: A065/B065

## 6HP26

### 183001



Description	Year	OEM#	Notes
BONDED VALVE BODY PLATE	02-On	1068-327-179 1068-327-145	Codes: A036/B036, A051/B051

### 183003

Description	Year	OEM#	Notes
BONDED VALVE BODY PLATE	02-On	1068-327-180 1068-227-052	Codes: A052/B052

# ALTO HARD PARTS CATALOG

## ZF 6HP26

183235



Description	Year	OEM#	Notes
NEEDLE BEARING PUMP SLEEVE	06-On		

183650



Description	Year	OEM#	Notes
METAL OIL PAN CONVERSION KIT	02-On		Includes Pan (Metal), Filter, Gasket & Bolts

## 6HP28


183002



Description	Year	OEM#	Notes
BONDED VALVE BODY PLATE	02-On	1068-327-224 1068-227-065	Codes: A065/B065

## 6HP32

183001



Description	Year	OEM#	Notes
BONDED VALVE BODY PLATE	02-On	1068-327-179 1068-327-145	Codes: A036/B036, A051/B051

183003

Description	Year	OEM#	Notes
BONDED VALVE BODY PLATE	02-On	1068-327-180 1068-227-052	Codes: A052/B052

## 6HP34

183002



Description	Year	OEM#	Notes
BONDED VALVE BODY PLATE	02-On	1068-327-224 1068-227-065	Codes: A065/B065