

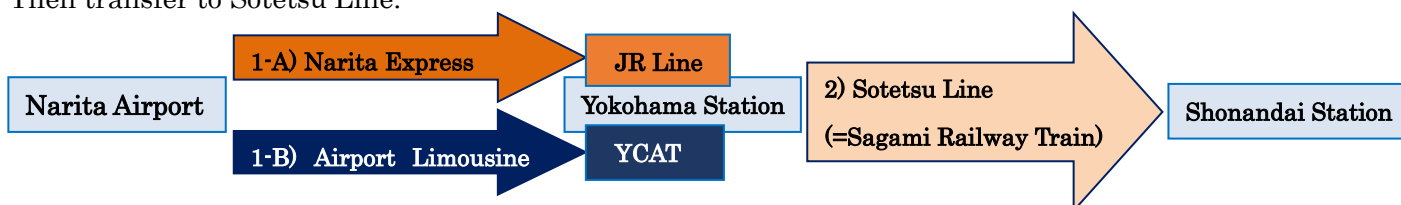
### 3. Getting in and around Tokyo, Yokohama and Shonandai

#### 3-1 Directions from airports to Shonandai Station

There are various ways to get to SFC from International and Domestic Airports. The most convenient and lowest cost options use public transportation. Please refer to Maps and Directions on the following pages.

#### Directions from Narita airport to Shonandai station [About 2 hrs 30 mins]

From Narita Airport take Narita Express or Airport Limousine Bus to get to Yokohama station. Then transfer to Sotetsu Line.



#### 1) From Narita Airport to Yokohama

##### 1-A) By JR Narita Express (Train)

From Narita Airport to Yokohama Station

Narita Airport Terminal 1	Narita Airport Terminal 2・3	Tokyo	Yokohama
07:44	07:47	09:05	09:35
08:13	08:16	09:29	10:02
08:50	08:53	09:55	10:26
09:15	09:19	10:19	10:53
09:45	09:48	10:46	11:14
10:45	10:48	11:46	12:14
11:14	11:18	12:16	12:45
12:20	12:23	13:16	13:45
13:14	13:17	14:16	14:45
13:45	13:48	14:46	15:16
★14:44	14:48	15:45	16:16
★15:14	15:18	16:16	16:46
16:19	16:22	17:19	17:53
16:44	16:48	17:46	18:16
17:16	17:19	18:20	18:51
17:44	17:47	18:50	19:19
18:15	18:19	19:19	19:49
18:48	18:52	19:51	20:23
19:12	19:15	20:15	20:46
19:46	19:50	20:53	21:23
20:44	20:47	21:45	22:15
21:44	21:46	22:39	23:09

As of January 31<sup>st</sup>, 2019

- Take a Narita Express Train bound for Yokohama Station. Please note that some of the Narita Express trains do not go to Yokohama. It takes about 90 mins, and costs approx. 4,500JPY for adults. Costs vary from season.
- The table on the left shows Narita Airport departure times. Buy tickets before boarding from the JR EAST Travel Service Centers (1st floor, Narita Airport Terminal 1 or 2).
- Please refer to the URL below;  
[https://www.eki-net.com/pc/jreast-shinkansen-reservation/English/wb/common/timetable/en\\_ex\\_u/index.html](https://www.eki-net.com/pc/jreast-shinkansen-reservation/English/wb/common/timetable/en_ex_u/index.html)

★ Peak travel seasons only.

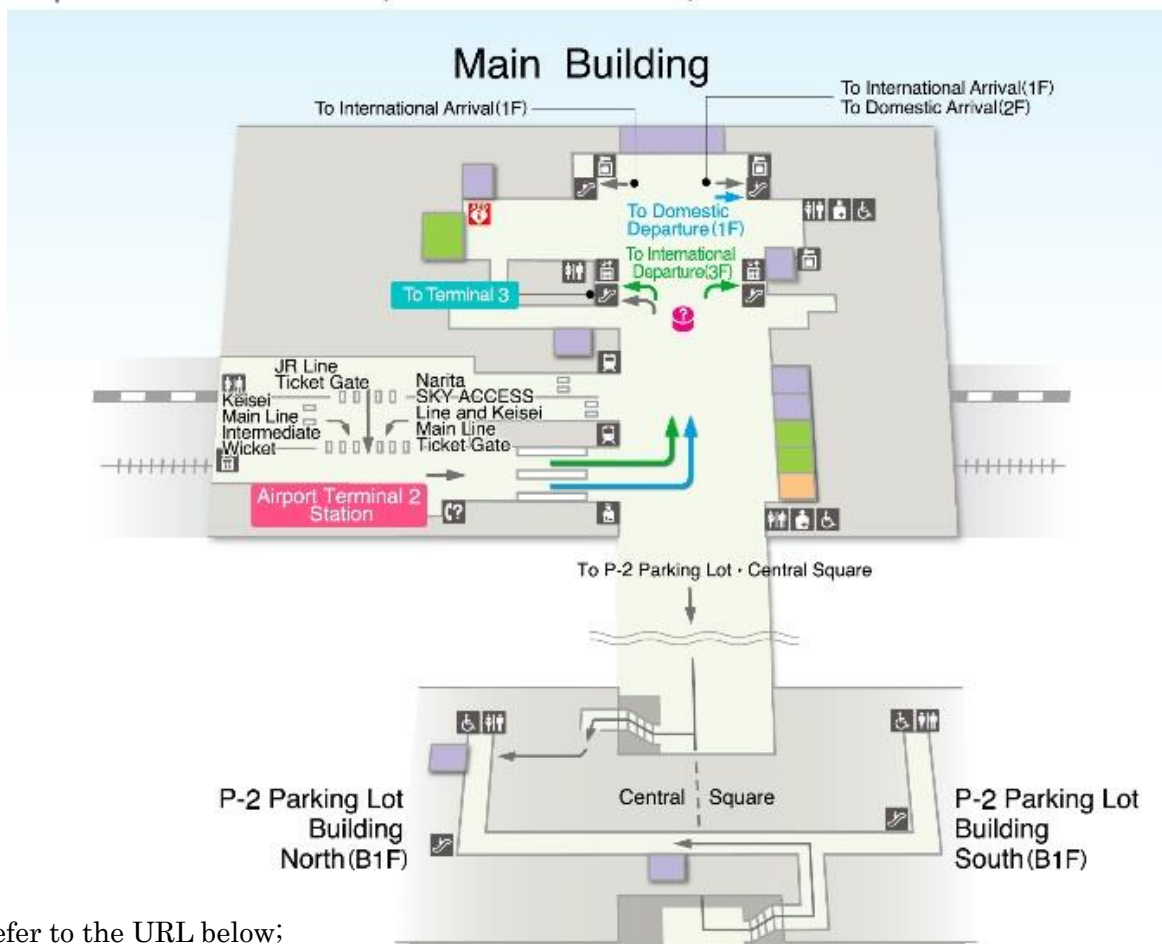
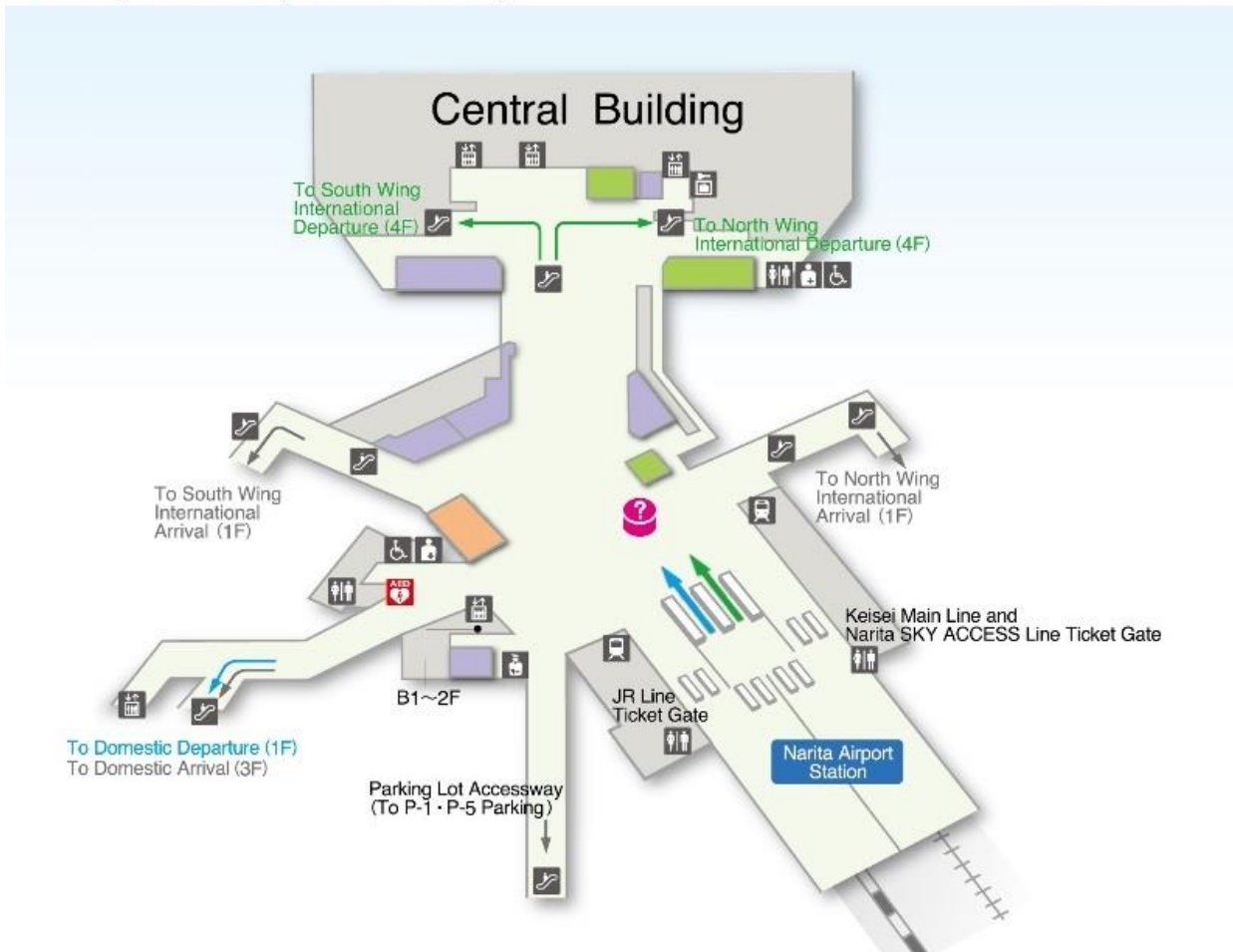
\*The same schedule applies for all days of the week.

\*Trains are equipped with toilets.

\*This route is operated by the Japan Railway (JR) East.

\*No compensation will be given for losses or inconvenience incurred due to delays or other mishaps.

\*The contents of this timetable may be provisionally changed due to natural disasters, railroad maintenance work, and other such occurrences. Furthermore, if the train schedule is altered, changes may not be reflected immediately on the timetable.



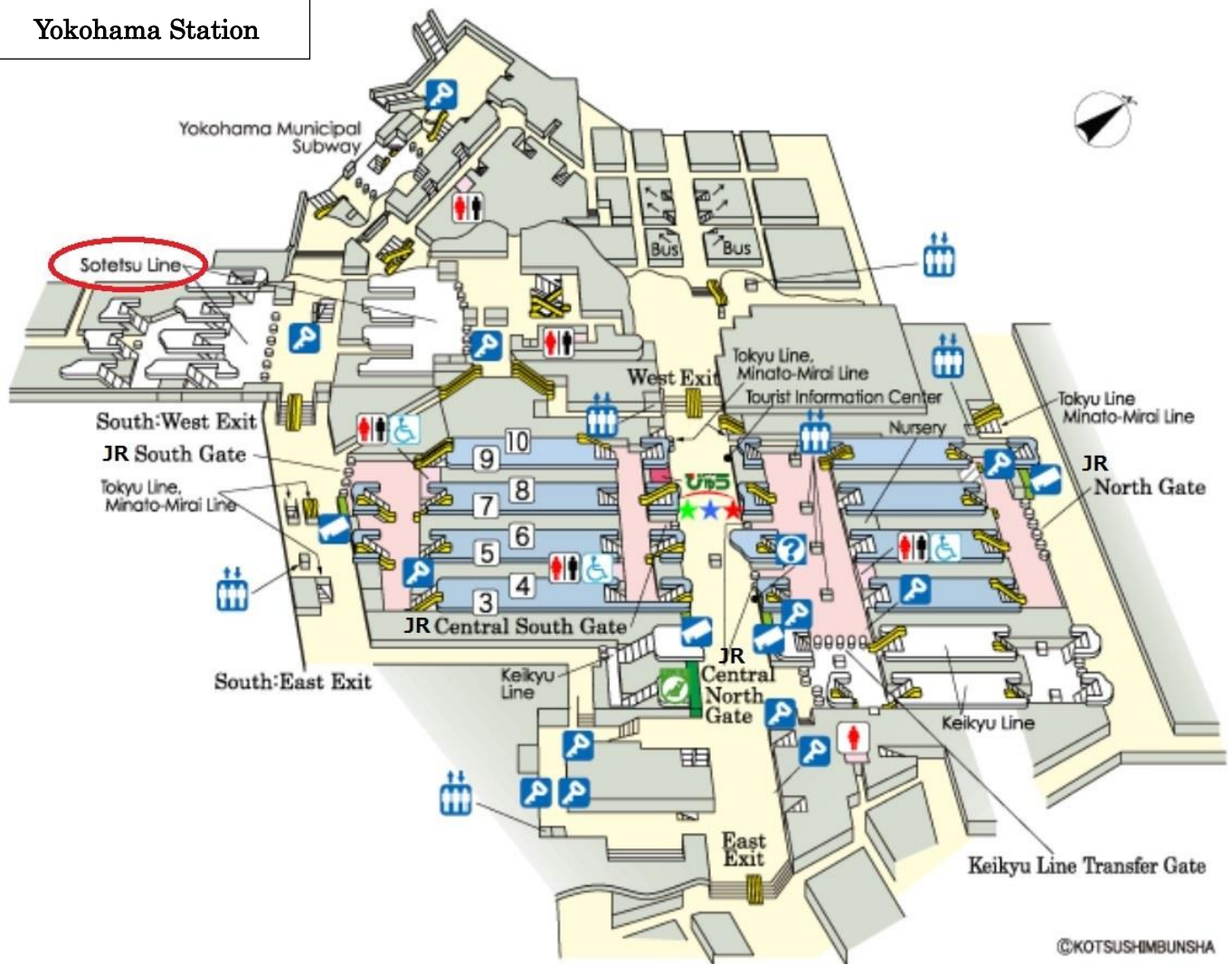
Please refer to the URL below;

<https://www.narita-airport.jp/en/access/train>

## From Yokohama Station (JR Line Gate) to Sotetsu Line Gate

Get off the Narita Express (JR Line train) at Yokohama station and go to the Sotetsu Line ticket gate by simply following the sign for "Sotetsu Line." You can use the gates on either the 1st floor or the 2nd floor.

### Yokohama Station



< as of December 2018 >



#### [ note! ]

- ★ JR passes exchange office
- ★ JR passes domestic sales office
- ★ Receipt office of ticket reserved by JR EAST Web site "JR-EAST Train Reservation"
- ★ Only when JR passes are used, the ticket reserved on JR EAST Website "JR-EAST Train Reservation" is a part of a possible receipt.

\* Office hours are subject to change and offices are subject to close without notice.  
 \* Exchanges and purchases are available only for products handled by JR EAST.

<JR EAST JAPAN RAILWAY COMPANY Yokohama Station>

<https://www.jreast.co.jp/e/stations/e1638.html>

## 1-B) By Airport Limousine Bus

### From Narita Airport to Yokohama City Air Terminal (YCAT)

Narita Airport Terminal 3	Narita Airport Terminal 2	★Narita Airport Terminal 1 South Wing	Narita Airport Terminal 1 North Wing	Yokohama Station (Yokohama City Air Terminal)
07:05	07:10	07:15	07:20	09:00
07:25	07:30	07:35	07:40	09:20
07:45	07:50	07:55	08:00	09:40
08:05	08:10	08:15	08:20	10:00
08:25	08:30	08:35	08:40	10:20
08:45	08:50	08:55	09:00	10:40
09:05	09:10	09:15	09:20	11:00
09:25	09:30	09:35	09:40	11:20
09:45	09:50	09:55	10:00	11:40
10:05	10:10	10:15	10:20	12:00
10:25	10:30	10:35	10:40	12:20
10:45	10:50	10:55	11:00	12:40
11:05	11:10	11:15	11:20	13:00
11:25	11:30	11:35	11:40	13:20
11:45	11:50	11:55	12:00	13:40
12:05	12:10	12:15	12:20	14:00
12:25	12:30	12:35	12:40	14:20
12:45	12:50	12:55	13:00	14:40
13:05	13:10	13:15	13:20	15:00
13:25	13:30	13:35	13:40	15:20
13:45	13:50	13:55	14:00	15:40
14:05	14:10	14:15	14:20	16:00
14:20	14:25	14:30	14:35	16:15
14:35	14:40	14:45	14:50	16:30
14:50	14:55	15:00	15:05	16:45
15:05	15:10	15:15	15:20	17:00
15:20	15:25	15:30	15:35	17:15
15:35	15:40	15:45	15:50	17:30
15:50	15:55	16:00	16:05	17:45
16:05	16:10	16:15	16:20	18:00
16:25	16:30	16:35	16:40	18:20
16:40	16:45	16:50	16:55	18:35
16:55	17:00	17:05	17:10	18:50
17:10	17:15	17:20	17:25	19:05
17:25	17:30	17:35	17:40	19:20
17:40	17:45	17:50	17:55	19:35
17:55	18:00	18:05	18:10	19:50
18:10	18:15	18:20	18:25	20:05
18:25	18:30	18:35	18:40	20:20
18:45	18:50	18:55	19:00	20:30
19:05	19:10	19:15	19:20	20:50
19:25	19:30	19:35	19:40	21:10
19:40	19:45	19:50	19:55	21:25
19:55	20:00	20:05	20:10	21:40
20:10	20:15	20:20	20:25	21:55
20:25	20:30	20:35	20:40	22:10
20:40	20:45	20:50	20:55	22:25
20:55	21:00	21:05	21:10	22:35
21:10	21:15	21:20	21:25	22:50
21:25	21:30	21:35	21:40	23:05
21:45	21:50	21:55	22:00	23:25
22:25	22:30	22:35	22:40	00:05

- Take an Airport Limousine Bus bound for Yokohama City Air Terminal (YCAT). It will take approximately 90 min. and costs 3,600 yen (for Adults) per person.
- The table on the left shows Narita Airport departure times.
- Seats on buses departing from Narita airport are available only on a first-come, first-served basis. Buy tickets in advance from the Limousine Bus Ticket counter.
- The next page are showing bus pick up points and ticket counters at Narita Terminal 1, 2 and 3.
- Please refer to the URL below;  
[https://www.limousinebus.co.jp/en/areas/bus\\_stop/nrt/ycat/dep/23/](https://www.limousinebus.co.jp/en/areas/bus_stop/nrt/ycat/dep/23/)

\*The same schedule applies for all days of the week.

\*The buses are equipped with toilets.

\*This route is jointly operated by the Airport Transport Service, Keihin Kyuko Bus, and Keisei Bus.

\*No compensation will be given for losses or inconvenience incurred due to delays or other mishaps.

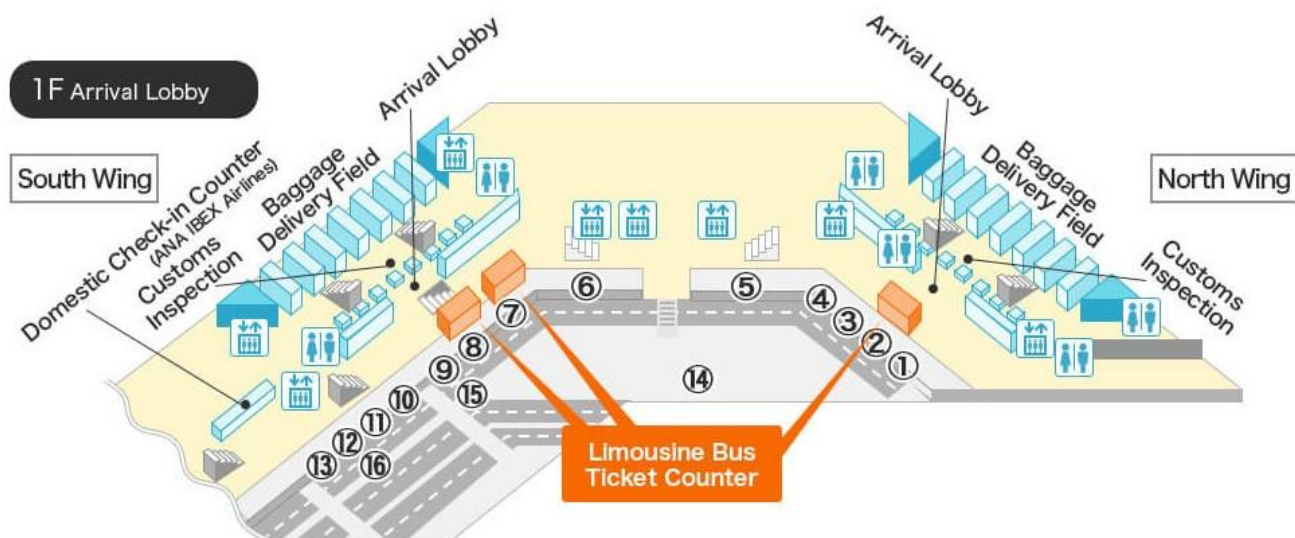
\*Arrival time shown here are scheduled expected time. Due to reasons beyond their control, their bus services may run behind schedule.

★ All bus services from South Wing, Terminal 1 will be skipped until bus platform canopy renovation work is completed around March 2019.

As of January 31<sup>st</sup>, 2019

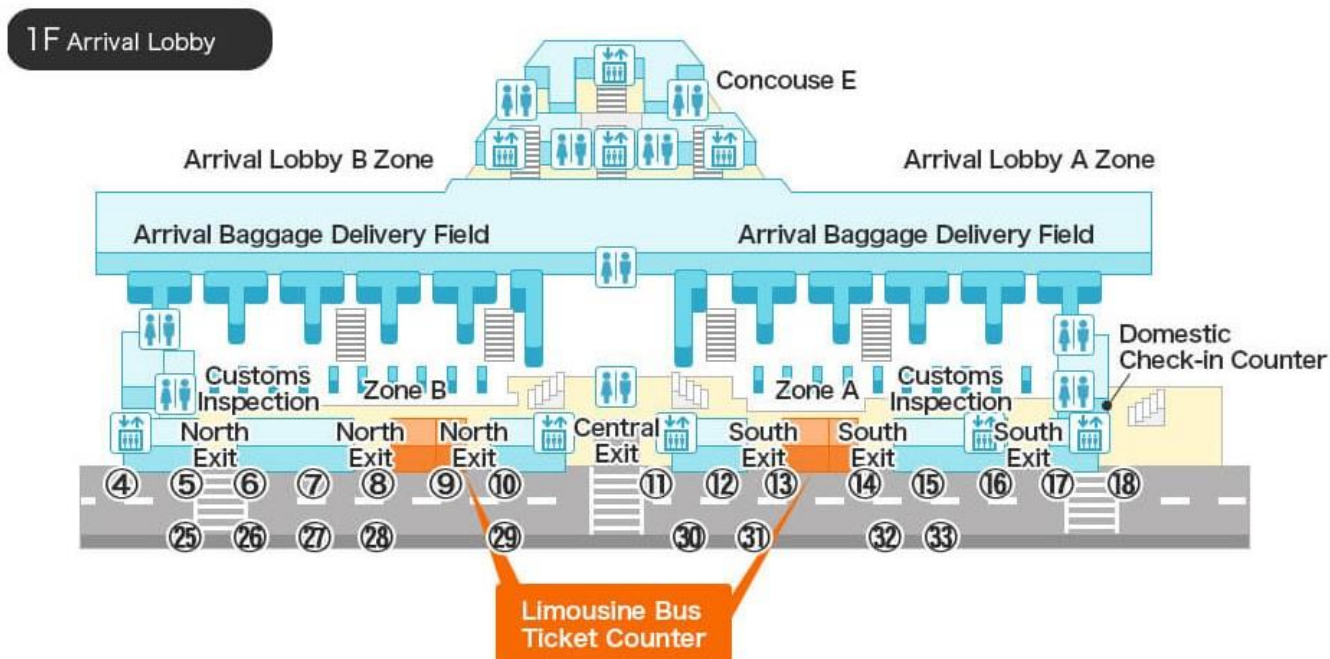


## Terminal 1



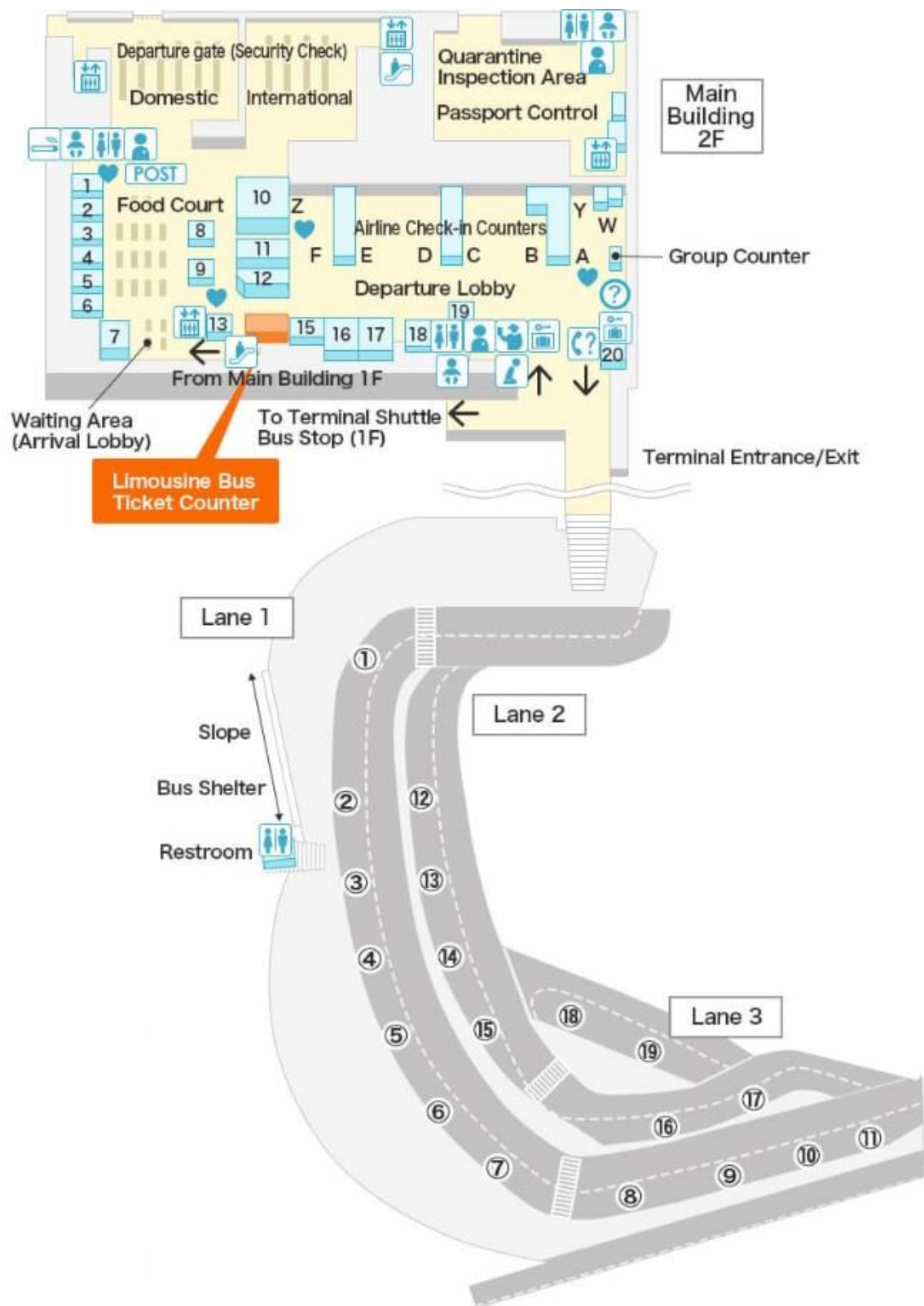
- Buses to YCAT depart Narita Airport Terminal 1 from Pole No. 3 and No. 12. A staff member will check your ticket when you board

## Terminal 2



- Buses to YCAT depart Narita Airport Terminal 2 from Pole No. 5 and No. 15. A staff member will check your ticket when you board.

## Terminal 3





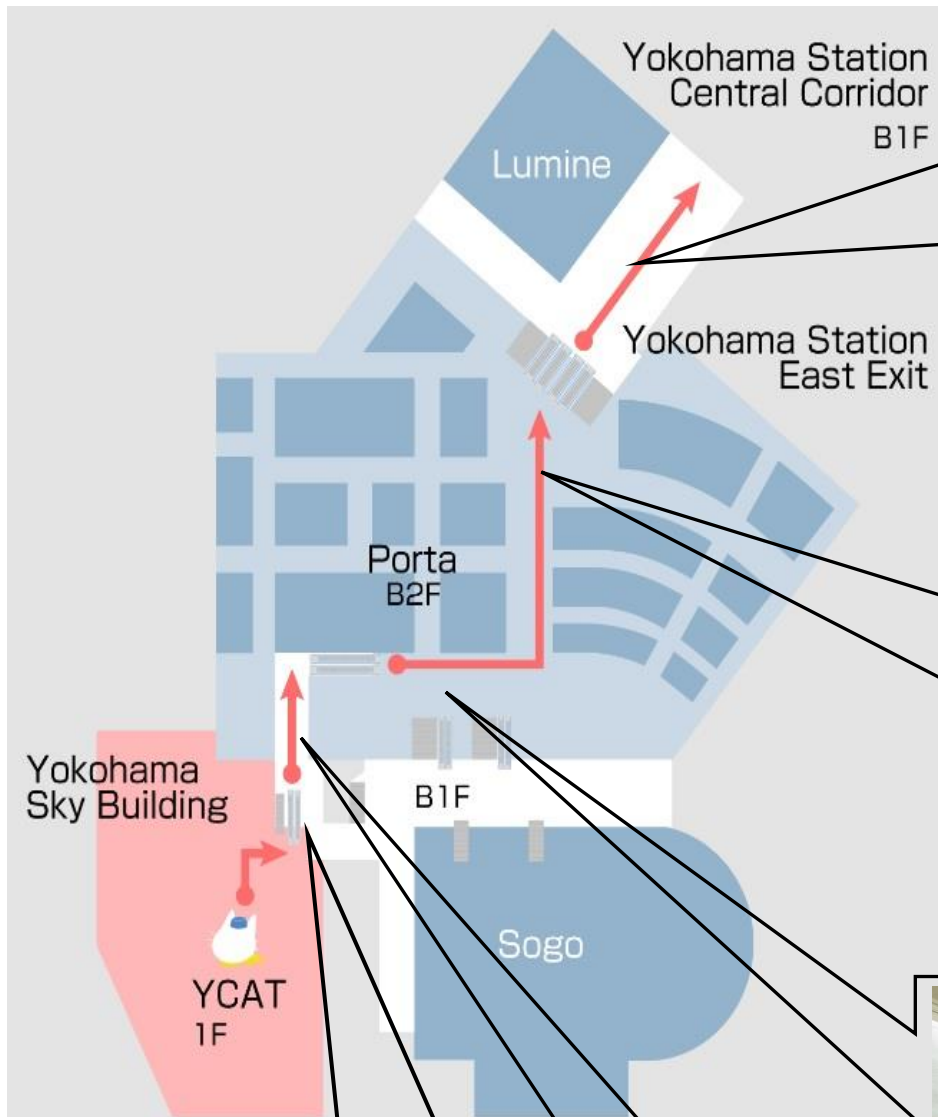
- Buses to YCAT depart Narita Airport Terminal 3 from Pole No. 5. A staff member will check your ticket when you board.

Please refer to the URL below;

<https://www.limousinebus.co.jp/en/areas/detail/nrt/ycat/dep>

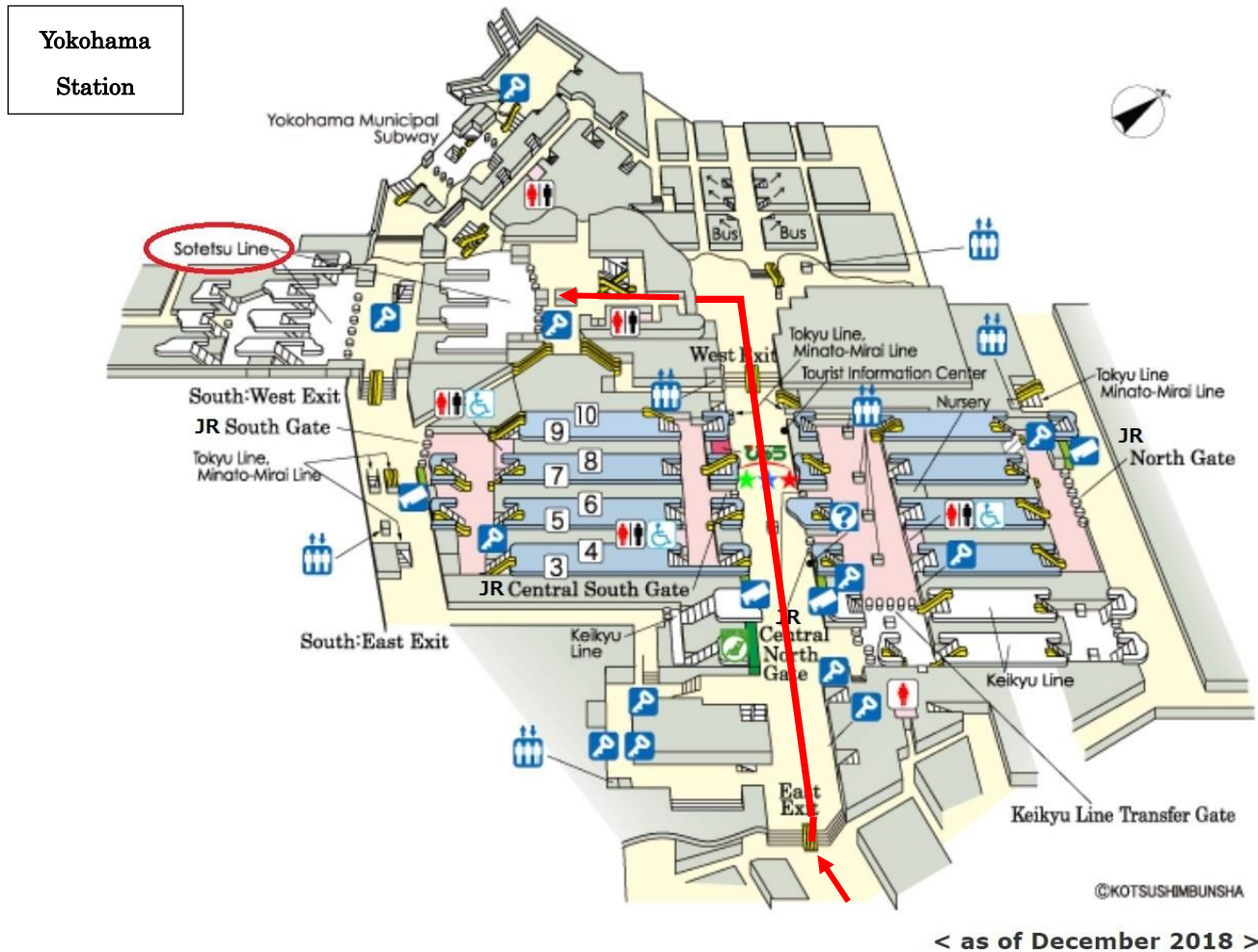
## From YCAT to Sotetsu Line Gate

On leaving Yokohama Sky Building, take the escalator on the left to the basement. Follow the route to the B2 floor. (YCAT is on the 1st floor of Sky Building). On reaching New City Plaza, you can see Yokohama Porta on your left. Enter Yokohama Porta and walk along the broadest corridor. Take an escalator up to ground level. On taking the escalator at ground level, you will see Yokohama Station ahead.





Once you reach the Yokohama Station Central Corridor, follow the sign for “Sotetsu Line.” You can use the gates on either the 1st floor or the 2nd floor.

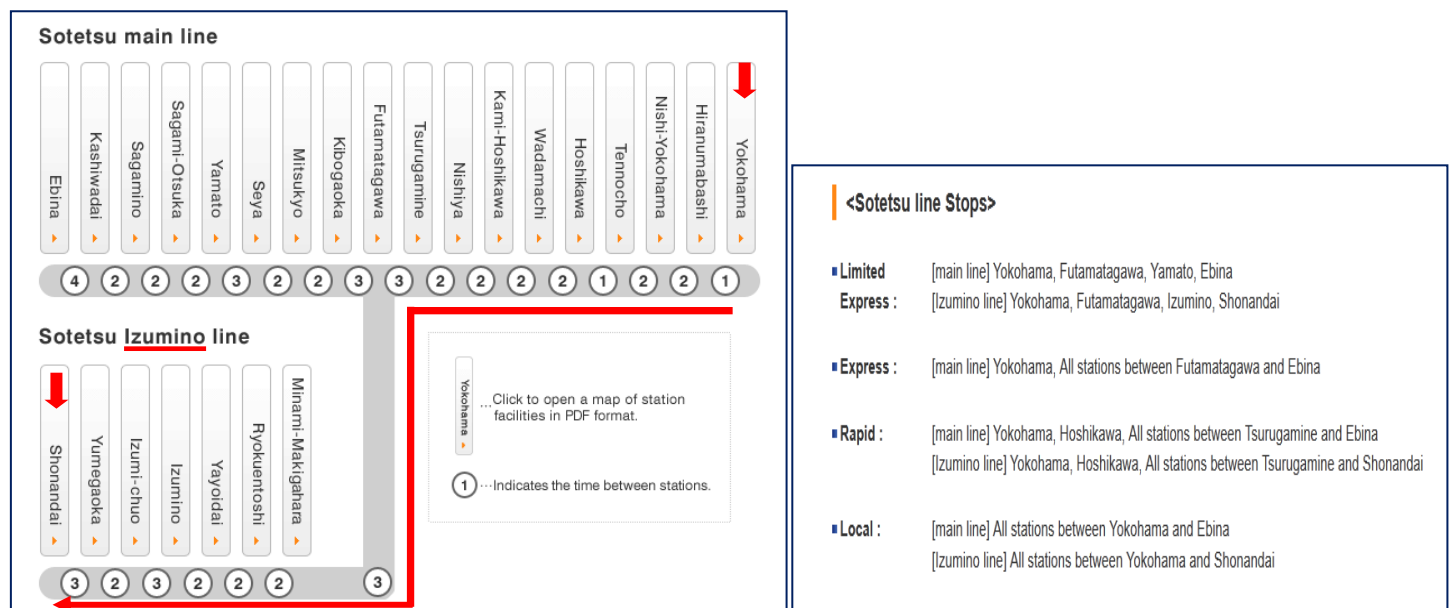


## 2) From Yokohama Station to Shonandai Station by Sotetsu Izumino Line

Take a **Sotetsu Izumino Line** bound for Shonandai. Do not take a Main Line.

Approximately 35 mins.; 350 yen (Cash fare) / 348 yen (IC fare; fare paid by Suica/PASMO prepaid card.

Refer to the page 43 for further explanations.)



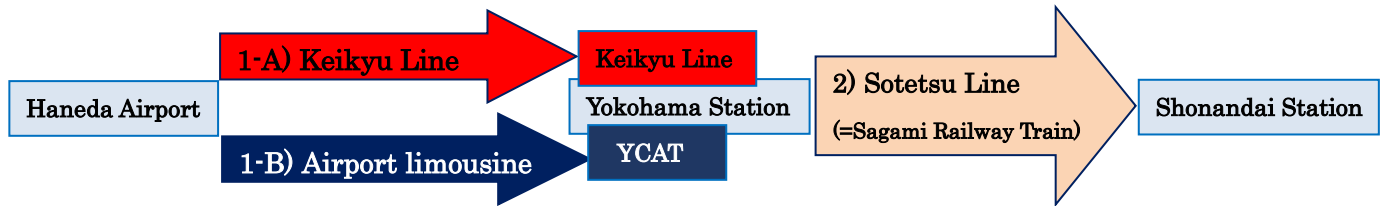
Please refer to the URL below;

<https://www.sotetsu.co.jp/en/train/station/>



## Directions from Haneda airport to Shonandai station [About 1 hr 25 mins.]

From Haneda Airport, first go to Yokohama station by Keikyu Line. And change to Sotetsu Line.



### 1) From Haneda Airport to Yokohama Station

#### 1-A) By Keikyu Line Airport Express

#### From Haneda Airport to Yokohama Station

Approximately 25 mins.; 480 yen (Cash fare) / 478 yen (IC fare; fare paid by Suica/PASMO prepaid card.

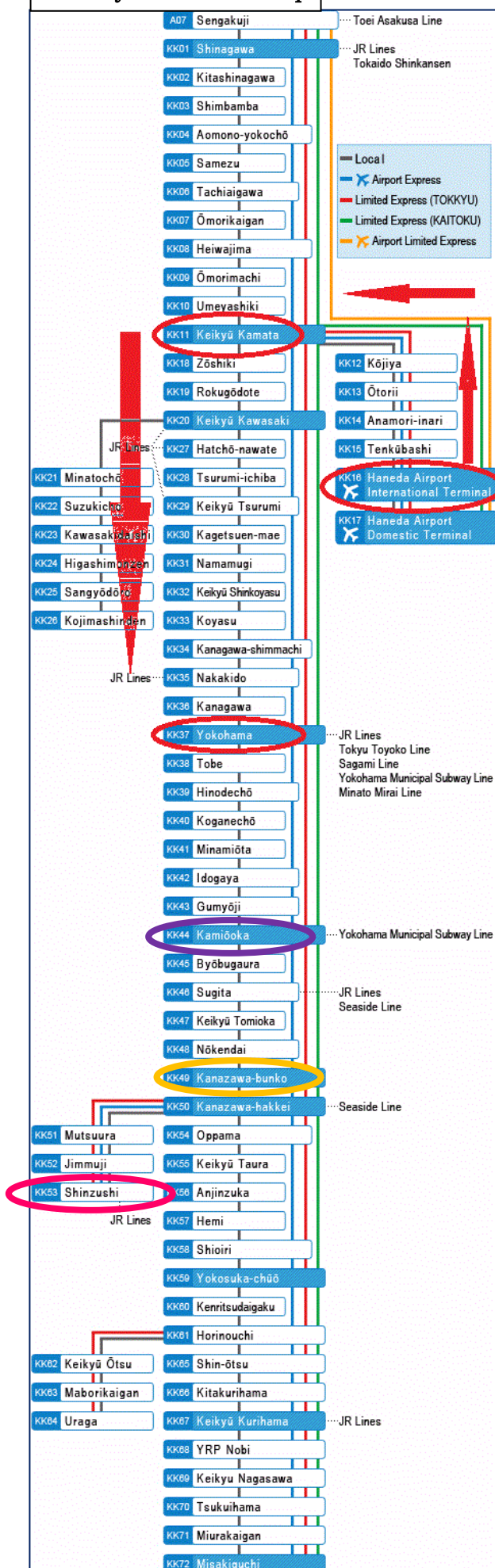
Refer to the pages 43 for further explanations.)



HANEDA AIRPORT Access Information

<http://www.haneda-airport.jp/inter/en/access/train.html>

## Keiiky Train Line Map



At Haneda Airport International Terminal, take a Keiiky Line Airport Express train to Yokohama.

Note that the Airport Express has several variants:

- If the train is bound for **Shin-Zushi** (新逗子), **Kamioka** (上大岡) or **Kanazawa-Bunko** (金沢文庫), then you can stay on the train until you reach **Yokohama**.
- If the train is bound for another destination, it's likely to continue on into Tokyo so you will need to transfer at **Keikyū Kamata** station for the next main line limited express train (特急 / 快特).

## Manners when Using Trains

### 1 In stations

Smoking is always prohibited.  
Thank you for your cooperation.



### 2 Getting on the train

Preference should be given to passengers alighting the train.  
Do not force your way onto the train.  
Please wait in line behind the markers.  
Never jump the queue as it causes inconvenience to other passengers.



### 3 Manners in the train

Switch your mobile phone to manner mode and refrain from using it.  
Turn off your mobile phone while near priority seating.  
Please refrain from eating and drinking on the train.



### 4 Using strollers

Keep your hands on your stroller, and take responsibility for watching your children.  
\* Make sure they are not a nuisance to other passengers.  
\* Use of strollers on escalators is dangerous.  
They should be folded up before riding on escalators.



### 5 Using luggage carts

• Carts are not permitted on trains.  
• Return your cart to the designated area.



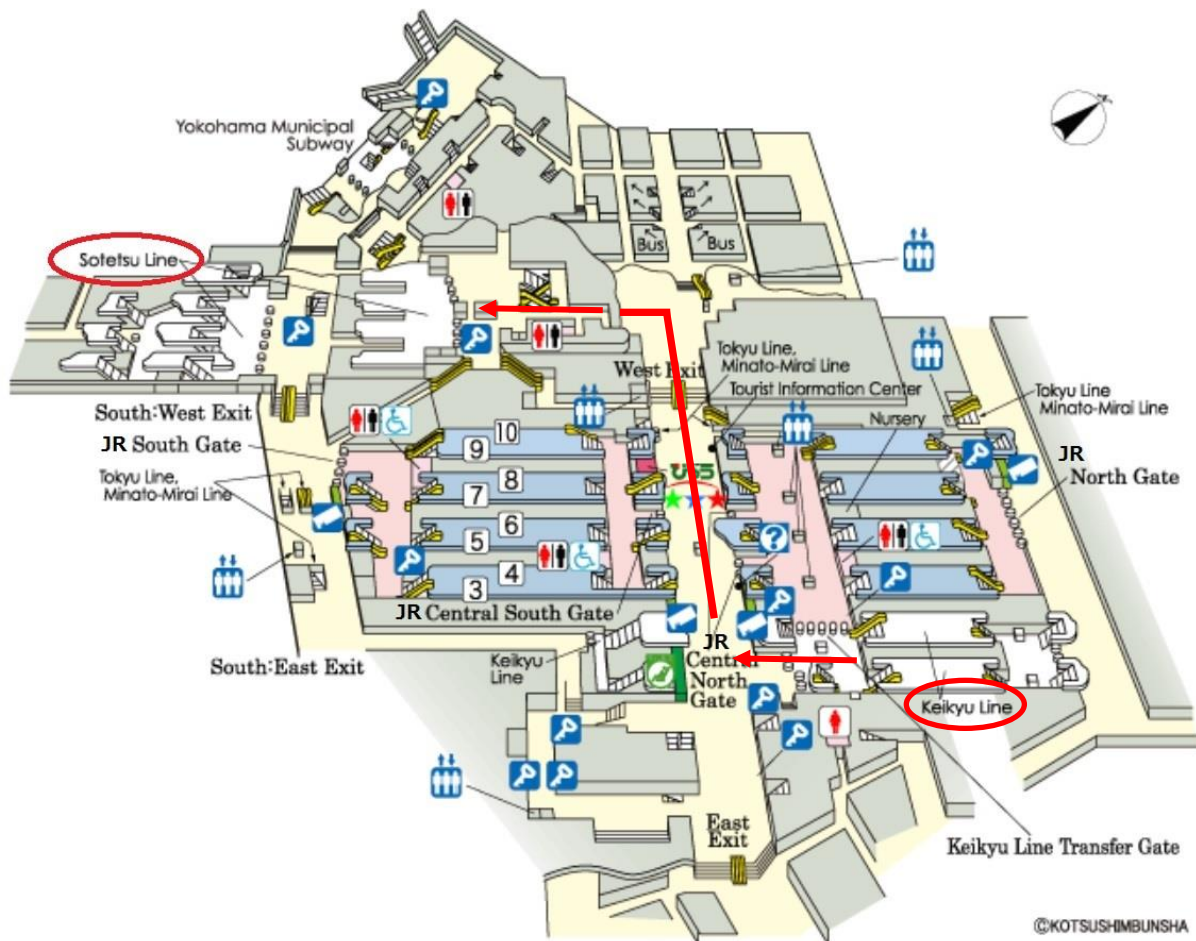
### 6 Making inquiries

• Please stay in line if you wish to purchase a ticket or make an inquiry. Staff will respond to your inquiry when it is your turn.





## From Keikyu Line Gate to Sotetsu Line Gate

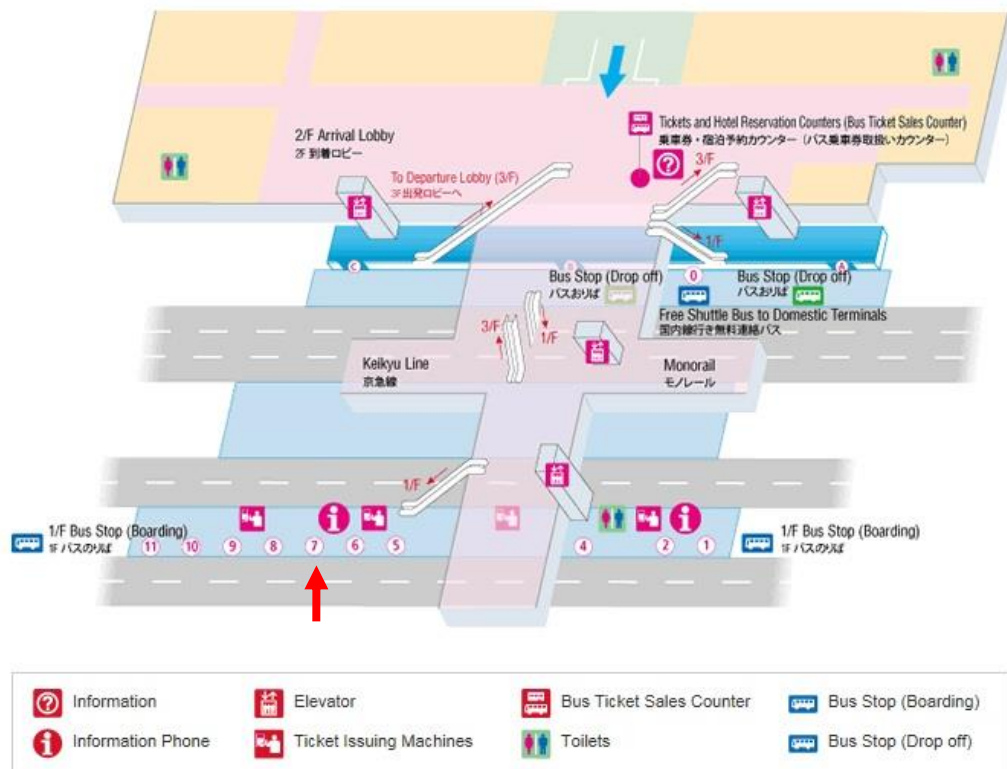


### 1-B) By Airport Limousine Bus

< as of December 2018 >

## From Haneda Airport to Yokohama City Air Terminal (YCAT)

### Haneda Airport International Terminal Bus Stop Guide



⑦ Yokohama Railway Station (YCAT)

For the timetable, please access to the link below:

<http://hnd-bus.com/airport/route/yokohama.html>



## From YCAT to Sotetsu Line Gate

Please refer to page 35 and 36.

## 2) From Yokohama Station to Shonandai Station by Sotetsu Izumino Line

Please refer to page 36.

## 3-2 Buses between Shonandai and SFC



(Right: Twin Liner)

### Bus stops at Shonandai Station

Buses for Keio University depart approx. every 5 to 10 minutes from Bus Stop #1, at the West B Exit of Shonandai Station. The following bus routes are bound for Keio University:

- Sho23 [湘 23] bound for Keio University [慶応大学]
- Sho24 [湘 24] bound for Keio University [慶応大学] via Sasakubo [笹久保] (takes about 15min longer)
- Sho25 [湘 25] express (Twin Liner) bound for Keio University [慶応大学]

It takes approximately 15 - 20 minutes to reach the campus. Bus fare is 220 yen.

(If you use your Suica/PASMO card\*, bus fare is 216 yen.)

\* Suica/PASMO card is a prepaid e-money card. (Refer to pages 43 and 45 for further explanations.)

**Please get off at the Keio Daigaku Honkan-mae [慶応大学本館前] stop within the campus.**

Within the Campus, buses will stop at these three steps:

- Keio Daigaku [慶応大学] (Bus Stop A on the campus map on page 73; closest to the Faculty of Nursing and Medical Care Building)
- Keio Daigaku Honkan-mae [慶応大学本館前] (Bus Stop B on the campus map on page 73)
- Keio Chukotobu-mae [慶応中高等部前] (Bus Stop D on the campus map on page 73; closest to Keio Shonan Fujisawa Junior and Senior High School)

Note: Buses do not stop at Keio Daigaku Honkan-mae [慶応大学本館前] and Keio Chukotobu-mae [慶応中高等部前] on Sundays and holidays.